

James Hardie at a glance

Manufacturing Capacity - Flat Sheet

Country	Plant location	Production capacity/ year (mmsf) ¹	Number of Employees
North America	Fontana, California	180	
	Plant City, Florida	300	
	Cleburne, Texas	500	
	Tacoma, Washington	200	
	Peru, Illinois	400	
	Waxahachie, Texas	360	
	Blandon, Pennsylvania	200 ²	
	Summerville, South Carolina	190	
Total North America		2,330	1,489
South America	Santiago, Chile	32	91
Australia	Brisbane, Queensland	153	
	Sydney, New South Wales	180	
Total Australia		333	539
New Zealand	Auckland	76	248
Philippines	Manila	140	209
Canada			11
Europe			30
Research & Development			107
Corporate			34
Total		2,911	2,758

¹ Million square feet. Annual production capacity is based on management's historical experience with the company's production process and is calculated assuming a 24-hour day, continuous operation, producing 5/16" thick siding at a target operating speed

² Upgrade in progress; includes capacity being added

WE HAVE JUST STARTED SELLING FIBRE CEMENT IN EUROPE, A MARKET THAT COULD

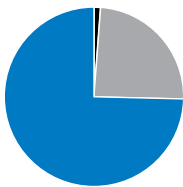


Increase in gross profit

Manufacturing Capacity - FRC Pipes

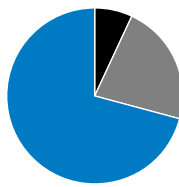
Country	Plant location	Production capacity/year (000 tonnes)	Number of Employees
North America	Plant City, Florida	100	55
Australia	Brisbane, Queensland	50	107
Total		150	162

Net Sales
(Millions of US dollars)



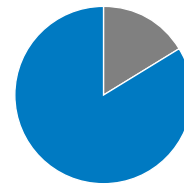
599.7	USA Fibre Cement
194.4	Asia Pacific Fibre Cement
9.6	Other Fibre Cement

Total Identifiable Assets
(Millions of US dollars)



492.2	USA Fibre Cement
154.6	Asia Pacific Fibre Cement
48.2	Other Fibre Cement

EBIT
(Millions of US dollars)



155.1	USA Fibre Cement
30.1	Asia Pacific Fibre Cement

Operational EBIT of R&D and Other Fibre Cement was a loss of \$23.7

OFFER SIGNIFICANT OPPORTUNITY IN THE LONG TERM

