



## Key Points

- ◆ Group quarterly gold production of 55,601 ounces at a total cash cost of US\$821/ounces.
- ◆ Group annual gold production of 205,245 ounces at a total cash cost of US\$833/ounces - well within the guidance range of 195,000 to 215,000 ounces despite the loss of 44 days of production at Chatree, Thailand.
- ◆ Chatree quarterly gold production of 36,413 ounces at a total cash cost of US\$722/ounces.
- ◆ Challenger quarterly gold production of 19,188 ounces at a total cash cost of US\$1,011/ounces.
- ◆ In Chile, the new gold discovery at Nueva Esperanza, "Chimberos Gold", has increased Mineral Resources by 250,000 ounces of gold and 5.1 million ounces of silver.
- ◆ Total Mineral Resources at Nueva Esperanza have increased by 21% to 1.9 million gold equivalent ounces (GEO<sup>^</sup>).
- ◆ At Nueva Esperanza, an optimisation study in conjunction with Ausenco is underway to provide indicative capital and operating cost estimates for a 2Mtpa milling operation.
- ◆ Cash and bullion/doré at quarter end was A\$82.1 million after debt repayments of approximately A\$7 million during the quarter. Total debt outstanding was approximately A\$130 million.
- ◆ The A\$25 million Senior Corporate Loan Facility is in the process of being restructured with A\$15 million to be re-paid in FY16 and A\$10 million in FY17.
- ◆ Group production guidance for FY16 is in the range 165,000 to 180,000 ounces. The mine plan at Challenger is under review with the current reserves expected to be depleted in the March quarter 2016. Scheduled stripping activities at Chatree result in production strongly skewed to the second half.

## Group Operating Summary

Operation	June Quarter 2015		March Quarter 2015		Full Year FY2015	
	Production	Total Cash Costs	Production	Total Cash Costs	Production	Total Cash Costs
	(ounces)	(US\$/ounce)	(ounces)	(US\$/ounce)	(ounces)	(US\$/ounce)
Chatree	36,413	722	15,899	604	125,094	690
Challenger*	19,188	1,011	18,639	1,049	80,151	1,059
<b>Total</b>	<b>55,601</b>	<b>821</b>	<b>34,538</b>	<b>843</b>	<b>205,245</b>	<b>833</b>

\* Includes mine development costs

Operational Performance		JUNE QUARTER 2015			MARCH QUARTER 2015			FULL YEAR 2014/15		
		Units	Chatree	Challenger	Consolidated	Chatree	Challenger	Consolidated	Chatree	Challenger
<b>Production Summary</b>										
Ore Mined	BCM's	448,842			248,675			1,831,187		
Waste Mined	BCM's	621,565			213,429			1,132,522		
Waste to Ore Ratio		1.4 : 1			0.9 : 1			0.6 : 1		
Ore Mined	tonnes	1,174,587	126,593	1,301,180	640,047	133,290	773,337	4,768,388	508,846	5,277,234
Ore Treated	tonnes	1,451,992	131,815	1,583,807	762,496	134,172	896,668	5,283,366	514,722	5,798,088
Head Grade - Gold	Au g/t	0.96	4.63	1.27	0.82	4.49	1.37	0.91	5.01	1.28
Head Grade - Silver	Ag g/t	13.4	-	-	10.7	-	-	13.1	-	-
Gold Recovery	%	76.2	97.0	77.8	78.2	96.9	80.7	79.3	96.7	80.7
Silver Recovery	%	36.6	-	-	35.2	-	-	37.1	-	-
Gold Poured	ounces	36,413	19,188	55,601	15,899	18,639	34,538	125,094	80,151	205,245
Silver Poured	ounces	238,420	392	238,812	94,819	393	95,212	850,003	1,626	851,629
<b>Financial Summary</b>										
<b>Cost Summary</b>										
Mining Cost	US\$/oz	202	678	367	186	703	465	197	702	394
Milling Cost	US\$/oz	354	184	295	395	204	292	373	204	307
Administration & Other	US\$/oz	34	98	56	40	107	76	46	109	70
Stockpile Adjustments	US\$/oz	126	7	85	(19)	(3)	(11)	80	(1)	49
By-Product Credit*	US\$/oz	(82)	-	(54)	(88)	-	(41)	(101)	-	(62)
Cash Operating Cost	US\$/oz	634	967	749	514	1,011	781	595	1,014	758
Gold Royalty	US\$/oz	88	44	72	90	38	62	95	45	75
Total Cash Cost	US\$/oz	722	1,011 <sup>^</sup>	821	604	1,049 <sup>^</sup>	843	690	1,059 <sup>^</sup>	833
Depreciation & Amortisation - Operating	US\$/oz	259	22	177	284	22	143	255	47	173
Depreciation & Amortisation - Deferred Stripping**	US\$/oz	18	-	12	25	-	11	28	-	17
Total Production Cost	US\$/oz	999	1,033	1,010	913	1,071	997	973	1,106	1,023
Total Cash Cost per Tonne of Ore Treated	US\$/t	18.10	147.19	28.84	12.59	145.77	32.52	16.34	164.78	29.52
<b>Revenue Summary</b>										
Gold Sold	ounces	34,152	19,989	54,141	15,121	16,710	31,831	121,721	80,768	202,489
Silver Sold	ounces	203,361	393	203,754	92,701	392	93,093	811,765	1,626	813,391
Average Gold Price Received	US\$/oz	1,193	1,127	1,168	1,218	1,132	1,172	1,219	1,191	1,208
Average Silver Price Received	US\$/oz	16.3	15.4	16.3	16.8	17.2	16.8	17.3	17.0	17.3
Revenue from Metal Production	US\$M	44.1	22.5	66.6	20.0	18.9	38.9	162.4	96.2	258.6
Average Exchange Rate	\$/US\$			0.78			0.79			0.86

\* Net of silver royalties. ^ Includes mine development costs. \*\* Change in Accounting Standard (IFRIC 20).

# Operations

## JUNE QUARTER OVERVIEW

Kingsgate June quarter gold production was 55,601 ounces with total cash costs of US\$821/ounce. Chatree and Challenger operations both had solid final quarters. Chatree produced 36,413 ounces at a total cash cost of US\$722/ounce with annual production of 125,094 ounces at US\$690/ounce. Challenger production was 19,188 ounces at US\$1,011/ounce delivering annual production of 80,151 ounces at US\$1,059/ounce which exceeded the top end of guidance of 65,000 to 75,000 ounces.

Gold sales for the quarter of 54,141 ounces were lower than production due to the timing of gold shipments and out-turns received from the refineries. The average gold price received was US\$1,168/ounce and the Group All-in Sustaining Cash Cost was US\$984/ounce for the quarter.

## CHATREE GOLD MINE, THAILAND (100%)

### Safety, Environment and Community

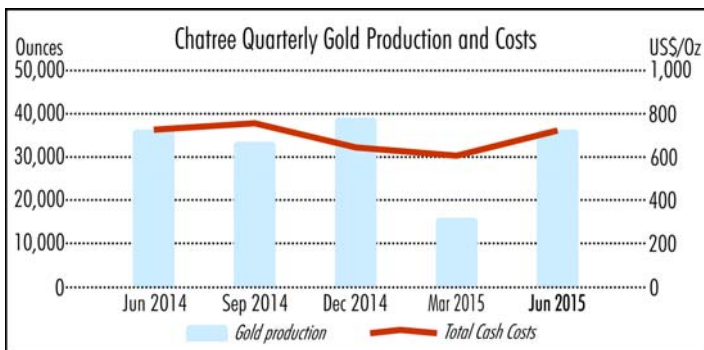
There were no lost time injuries during the quarter. The current Lost Time Injury Frequency Rate (LTIFR) is currently 0.10.

### Operations

The Chatree process plant treated 1.45Mt of ore through the processing plant at a head grade of 0.96g/t gold. Gold production of 36,413 ounces was a 129% increase over the March quarter (15,899 ounces). In addition, 238,420 ounces of silver were produced over the quarter.

The total cash cost for the June quarter was US\$722/ounce (including US\$88/ounce royalty) with the focus continuing on operating efficiencies and cost reductions.

The total production cost after deferred stripping and depreciation and amortisation was US\$999/ounce.



Mining during the quarter continued in A Pit Stage 2 and Q Central where total ore mined was 1,174,587 tonnes at a strip ratio of 1.4:1 (previous quarter 0.9:1). Blast Monitoring Technology continued to provide positive results in minimising ore loss and dilution.

The Stage 4 lift at TSF#2 was competed with work on the base for Stage 5 continuing.

### Processing

The throughput of 1,451,992 tonnes of ore was lower than budget mainly due to the processing of harder ore and lower availability of softer ore from stockpile to improve the blending ratio.

Gold recovery of 76.2% was lower than the March quarter (78.2%). The recovery was impacted early in the quarter and testwork confirmed it was mainly as a result of carbonaceous material

associated with one of the fault structures identified in the base of the pit. The poor recovery was overcome by blending down the proportion of this material in the mill feed and by operational adjustments made to the plant. By mid-March the pit had passed through the carbonaceous material and recoveries had reverted to budgeted levels.

Stockpiled ore at close of quarter was 9,141,733t at 0.49g/t containing 144,469 ounces of gold.

Capital expenditure for the quarter at Chatree was A\$7.1 million, including A\$5.9 million on TSF#2.

Chatree guidance for FY16 is in the range of 125,000 ounces to 135,000 ounces with production expected to be lower in the first half due to a scheduled cut-back on the south east wall of A-Pit and the processing of stockpile ore.

### Exploration

At Chatree, planning work is being undertaken for drilling of potential underground targets to the east of A Pit and C Pit.

## CHALLENGER GOLD MINE, SOUTH AUSTRALIA (100%)

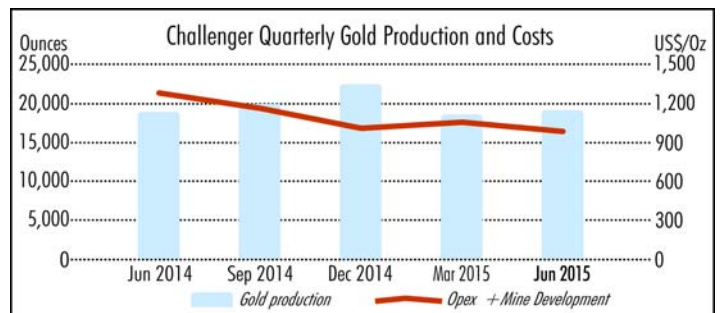
### Safety, Environment and Community

At the end of the June quarter, Challenger is 190 days Lost Time Injury free and has a Total Recordable Injury Frequency Rate (TRIFR) of 17.7 per million man-hours.

### Operations

Challenger had a good final quarter for the year with gold production of 19,188 ounces with mining continuing to focus on Challenger West. Although ore mined and processed was lower than the previous quarter, the head grade of 4.63g/t was higher as the mine transitioned from lower to higher grade stopes in line with the current mine plan. The average grade for the year was 5.01g/t.

The total operating cost for the quarter, inclusive of both operating and mine development was US\$1,011/ounce (including US\$44/ounce royalty). This was 4% lower than the March quarter (\$1,049/oz). Operating efficiencies and cost reductions remain a key focus at Challenger with additional savings expected from the recently completed negotiations on the current underground mining contract.



The mine plan at Challenger is under review with the current reserves expected to be depleted in the March quarter 2016. Further extensions to the mine life are dependent on the successful addition to reserves from on-going drilling and development within the extensive resource envelope at Challenger

West (640,000 ounces at 30 June 2014) and the recently discovered Challenger South Southwest (CSSW) structure.

Ore mined for the quarter totalled 126,593 tonnes at an average grade of 4.76g/t.

Development of the small SEZ open pit commenced in July and is expected to contribute 12,000 ounces to first half FY16 production.

### Processing

The process plant treated 131,815 tonnes of ore at an average gold grade of 4.63g/t. Throughput was below budget levels because of reduced feed from the mine. Metallurgical recovery remained above budget at 97.0%.

### Resource Development Drilling

A total of 10,525 metres of underground diamond drilling was completed. No development drilling was undertaken during the quarter with the focus on resource drilling at Challenger West, Aminus and Challenger South-Southwest. Drilling continues to focus on better definition of Challenger West (CW) reserves ahead of the mining front. Additional exploration drilling was undertaken in the CSSW area, where earlier results indicated that the structure may have the continuity to be a new parallel ore shoot.

Resource drilling of CSSW continues to be very promising with two zones of interest being identified. Zone One comprises a 270 metre long zone running along strike with one sample of visible gold in the core. This zone could be analogous to either an M2 or SEZ-style long limb position. Zone Two comprises a number of intercepts, with and without visible gold, analogous to a short limb, M1 type zone.

Significant intercepts for the quarter include:

- 0.49m @ 42.88g/t CSSW Zone 2 at 1042mRL,
- 2.00m @ 7.35g/t CSSW Zone 2 at 912mRL,
- 0.34m @ 28.89g/t CSSW Zone 2 at 911mRL,
- 2.03m @ 10.51g/t CSSW Zone 2 at 910mRL,
- 0.30m @ 338.95g/t CSSW Zone 2 at 904mRL, and
- 1.00m @ 14.35g/t CSSW Zone 2 at 808mRL.

The drilling results and modelling of the shoots at CSSW supported the development of an initial access drive from the 970mRL at Challenger West. This drive was completed during the quarter and will facilitate initial ore drive development on the CSSW structure in early August and better positioning for further drilling (see Figure 1).

Challenger guidance for FY16 is in the range 40,000 ounces to 45,000 ounces with the operation expected to deplete current reserves in the March quarter of 2016. Exploration is continuing on the CSSW orebody with a view to extending the mine life.

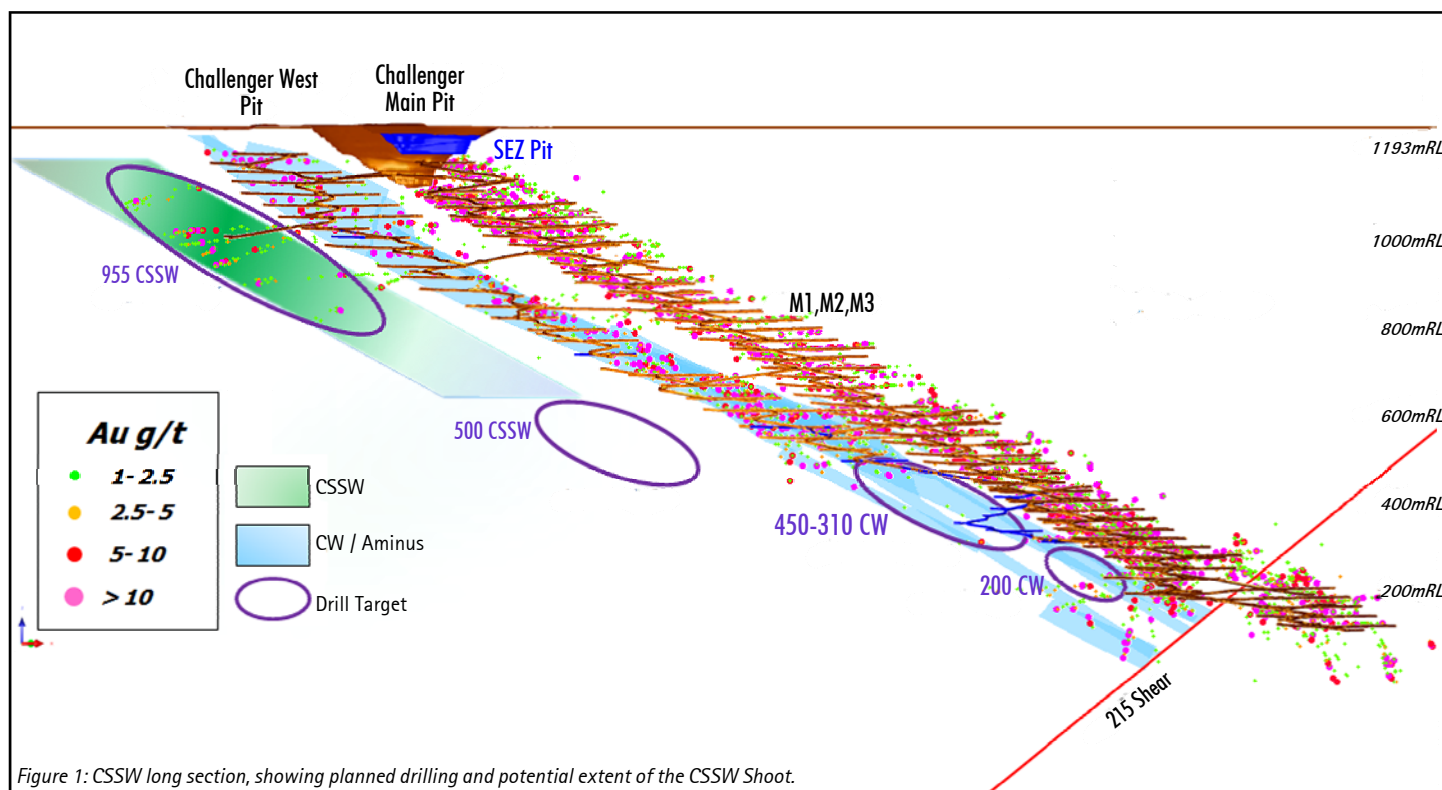


Figure 1: CSSW long section, showing planned drilling and potential extent of the CSSW Shoot.



# Development Projects

## NUEVA ESPERANZA PROJECT, CHILE (100%)

In the June quarter, the main work streams were primarily focussed on completion of drilling of the Chimberos Gold (formerly Chimberos West) discovery and initial drilling at the Boulder and Rifle prospects. A new Mineral Resource Estimate for Chimberos, including a maiden resource estimate for Chimberos Gold, was also completed.

The FY15 exploration program was put on hold in May 2015 due to the on-set of winter, having completed 17,980 metres of reverse circulation and 3,275 metres of diamond drilling in 93 holes. The drilling was principally focussed in the area west of the Chimberos pit and resulted in the discovery of the Chimberos Gold deposit. It is considered to be a continuation of the Chimberos mineralisation identified in earlier campaigns in and around the historic pit. The new mineralisation has added in the order of 250,000 ounces of gold and 5.1 million ounces of silver to the Chimberos Mineral Resource Estimate.

The addition of Chimberos Gold has resulted in a significant increase in the overall Mineral Resource Estimate for Chimberos to 300,000 ounces of gold and 20.5 million ounces of silver in 11.5 million tonnes of material, which equates to 640,000 ounces gold equivalent (AuEq60).

Updated Resource Estimates for Chimberos									
(0.5g/t Gold Equivalent Cut off)									
Deposit	Category	Tonnes (Million)	Au (g/t)	Ag (g/t)	Au Eq60 (g/t)	Gold (Moz)	Silver (Moz)	Gold Eq60 (Moz)	Silver Eq60 (Moz)
Chimberos Silver	Measured	-	-	-	-	-	-	-	-
	Indicated	3.0	0.16	76	1.43	0.02	7.3	0.14	8.3
	Inferred	0.6	0.10	66	1.20	0	1.3	0.02	1.4
	<b>Subtotal</b>	<b>3.6</b>	<b>0.15</b>	<b>74</b>	<b>1.39</b>	<b>0.02</b>	<b>8.6</b>	<b>0.16</b>	<b>9.6</b>
Chimberos Gold	Measured	-	-	-	-	-	-	-	-
	Indicated	6.2	1.17	51	2.02	0.23	10.2	0.40	24.2
	Inferred	1.7	0.90	31	1.40	0.05	1.7	0.08	4.6
	<b>Subtotal</b>	<b>7.9</b>	<b>1.11</b>	<b>47</b>	<b>1.89</b>	<b>0.28</b>	<b>11.9</b>	<b>0.48</b>	<b>28.8</b>
Chimberos Total	Measured	-	-	-	-	-	-	-	-
	Indicated	9.2	0.84	59	1.83	0.25	17.5	0.54	32.4
	Inferred	2.3	0.70	40	1.40	0.05	3.0	0.10	6.0
	<b>Total</b>	<b>11.5</b>	<b>0.81</b>	<b>55</b>	<b>1.73</b>	<b>0.30</b>	<b>20.5</b>	<b>0.64</b>	<b>38.5</b>

With the addition of the additional ounces of gold and silver at Chimberos, the total Mineral Resources for Nueva Esperanza have increased by 21% to 34.6Mt at 1.7g/t AuEq60 for 1.9Moz gold equivalent.

The relatively high grade nature of the recently discovered gold mineralisation has now led to re-evaluation of agitated leach (milling) for the process route rather than heap leach. An optimisation study in conjunction with Ausenco is currently in progress, and with an anticipated timeline of three months is intended to deliver the following:

- Design parameters around a 2 million tonne per annum (Mtpa) agitated leach (milling) operation;
- Indicative capital and operating cost estimates;
- Updated Ore Reserve estimates; and,
- Relevant information for amendments to existing permits.

While water and power options are currently in place, there has been a structural shift in the power generation and distribution market in Chile that is anticipated to significantly lower the cost of electricity for the project.

Initial drilling results from Boulder, Rifle and Carachita Central have identified high-potential gold targets to follow-up in the next field season.

Total expenditure for the quarter was A\$2.8 million including scheduled royalty and related payments to previous owners.

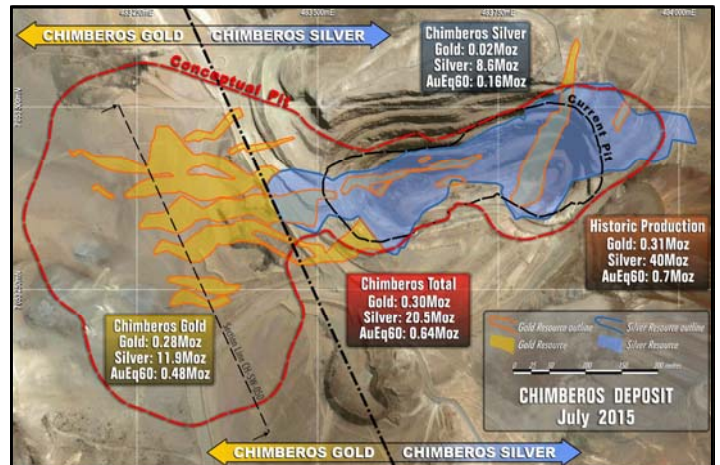


Figure 2: Plan of Chimberos Deposit, Nueva Esperanza Gold-Silver Project, Chile

## BOWDENS PROJECT, NEW SOUTH WALES (100%)

Project expenditure at Bowdens remains low, in line with the weak silver market conditions. During the quarter, environmental monitoring continued with more detailed study work on the Environmental Impact Statement (EIS) being undertaken in the areas of ground water, flora and traffic flow around the site.

Work was also undertaken to review and update the Water, Erosion and Sediment Control Plan with the development of long-term management controls.

Total project expenditure for the quarter at Bowdens was A\$0.1 million which was predominantly incurred on the EIS.

## Greenfields Exploration

The current exploration program at Sayabouly in Lao PDR was completed during the quarter and, with the onset of the wet season, regional exploration was wound down.

Total regional exploration expenditure for the Group over the quarter was A\$0.5 million.

# Finance and Corporate

## FINANCE

At the end of the June quarter, following debt repayment of approximately A\$7 million, Kingsgate's cash and drawn debt facilities consisted of:

- **Cash**  
Cash and bullion/doré totaled A\$82.1 million (March quarter: A\$78.1 million), comprising cash of A\$67.9 million (including restricted cash of A\$10.9 million) and bullion/doré of A\$14.2 million.
- **Corporate Debt Facility**  
A\$25 million under a Senior Corporate Loan facility. This facility, which was due for repayment in July 2015 is in the process of being restructured with A\$15 million to be repaid in FY16 and the balance in FY17.
- **Multi-currency, syndicated loan facility**  
Kingsgate's Thai operating subsidiary, Akara Resources PCL, has an amortising multi-currency loan facility with three and a half years remaining. It is currently drawn to the equivalent of US\$82 million (approximately A\$105 million), following the commencement of quarterly repayments in November 2013.

### Hedging

Currently, there are 22,200 ounces of gold forward sold at an average price of approximately A\$1,543/ounce. This is scheduled to be delivered over the September and December quarters against the production from Challenger as part of the mitigation of Australian gold price risk.

### All-in Sustaining Cash Costs

All-in Sustaining Cash Costs				
June Quarter 2015, based on gold sales	Units	Chatree	Challenger <sup>1</sup>	Group
Adjusted Total Cash Cost <sup>3</sup> (incl royalties)	US\$/oz	732	1,037	844
Sustaining Capex	US\$/oz	161	3	103
Exploration Expense	US\$/oz	-	-	-
Corporate and Administration Costs <sup>2</sup>	US\$/oz			37
<b>All-in Sustaining Cash Cost</b>	<b>US\$/oz</b>	<b>893</b>	<b>1,040</b>	<b>984</b>

Notes: 1. Challenger Adjusted Cash Costs include underground mine development. 2. Corporate and Administration costs have been allocated 60% to the operating assets. This allocation may vary from quarter to quarter. 3. Adjusted operating costs are based on gold sales and include movements in gold inventory and stockpiles over the period.

## CORPORATE

Mr Brennan Lang was appointed to the position of General Manager Operations at Chatree and commenced duties as of 25 July, 2015.

A new position, General Manager – Corporate Affairs SEA (South East Asia), was created with responsibility for mine related CSR (Corporate Social Responsibility) and Regulatory Affairs. Mr Brendan Bradley, formerly Exploration Manager SEA for Kingsgate, was appointed to that position effective as of June, 2015.

## Outlook

Total gold production for Kingsgate for the 2016 financial year is expected to be between 165,000 and 180,000 ounces.

Production from Chatree is expected to be a total of 125,000 to 135,000 ounces but, due to the current stripping schedule, will be heavily weighted to the second half of the year. Under the current mine plan, Challenger will exhaust the current Ore Reserves in the March quarter 2016 with a total of 40,000 to 45,000 ounces expected for the year. Work continues to explore options to extend the mine life at Challenger

Kingsgate remains focused on continuous improvement and operating efficiencies that complement ongoing cost saving initiatives. It is targeting a further 20% reduction in overheads in FY16.



Looking north east over Chimberos, Nueva Esperanza Gold-Silver Project, Chile.

## BOARD OF DIRECTORS

Ross Smyth-Kirk

*Executive Chairman*

Peter Alexander

*Non-Executive Director*

Peter McAleer

*Non-Executive Director*

Sharon Skeggs

*Non-Executive Director*

Peter Warren

*Non-Executive Director*

## SENIOR MANAGEMENT

Greg Foulis

*Chief Executive Officer*

Tim Benfield

*Chief Operating Officer*

Ross Coyle

*Chief Financial Officer*

Joel Forwood

*General Manager Corporate & Markets*

Ron James

*General Manager, Exploration & Resources Development*

## REGISTERED OFFICE

Kingsgate Consolidated Limited

Suite 801, Level 8, 14 Martin Place

Sydney NSW 2000, Australia.

Phone: (+61 2) 8256 4800

Facsimile: (+61 2) 8256 4810

Email: [info@kingsgate.com.au](mailto:info@kingsgate.com.au)

Website: [www.kingsgate.com.au](http://www.kingsgate.com.au)

## SHARE REGISTRY

Link Market Services Limited

Locked Bag A14, Sydney South, NSW 1235 Australia.

Phone: +61 1300 554 474 Facsimile: +61 2 9287 0303.

Email: [registrars@linkmarketservices.com.au](mailto:registrars@linkmarketservices.com.au)

Website: [www.linkmarketservices.com.au](http://www.linkmarketservices.com.au)

Please direct all shareholding enquiries to the share registry.

## EXCHANGE LISTING

ASX:KCN

## ISSUED SHARE CAPITAL

Kingsgate has 223,584,937 ordinary shares on issue.

## INVESTOR RELATIONS CONTACT

Joel Forwood +61 2 8256 4800.

### *Notes for Mineral Resource Table and Mineral Equivalents:*

*Rounding of figures may cause numbers to not add correctly.*

*Nueva Esperanza silver equivalent:  $AgEq (g/t) = Ag (g/t) + Au(g/t) \times 60$ .*

*Gold Equivalent Ounces (GEO):  $AuEq (g/t) = Au (g/t) + Ag (g/t)/60$ .*

*Calculated from long term historical prices for gold and silver and metallurgical recoveries of 70% Au and 75% Ag estimated from test work by Kingsgate.*

*It is the Company's opinion that all elements included in the metal equivalents calculation have a reasonable potential to be recovered and sold.*

*Although gold is not the dominant metal, gold equivalent values are reported to allow comparison with Kingsgate's other projects.*

### *Forward Looking Statement*

*These materials include forward looking statements. Forward looking statements inherently involve subjective judgment & analysis & are subject to significant uncertainties, risks & contingencies, many of which are outside of the control of, & may be unknown to, the company.*

*Actual results and developments may vary materially from that expressed in these materials. The types of uncertainties which are relevant to the company may include, but are not limited to, commodity prices, political uncertainty, changes to the regulatory framework which applies to the business of the company & general economic conditions. Given these uncertainties, readers are cautioned not to place undue reliance on such forward looking statements.*

*Forward looking statements in these materials speak only at the date of issue. Subject to any continuing obligations under applicable law or any relevant stock exchange listing rules, the company undertakes any obligation to publicly update or revise any of the forward looking statements, changes in events, conditions or circumstances on which any such statement is based.*

### *Competent Persons Statements*

*In this report, information concerning Thailand operations and Lao exploration relates to Exploration Results, Mineral Resources and Ore Reserve estimates based on and fairly represents information compiled by the following Competent Persons: Ron James, Brendan Bradley, Maria Munoz, Rob Kinnard and Suphanit Suphananthi who are employees of the Kingsgate Group. All except Brendan Bradley are members of The Australasian Institute of Mining and Metallurgy; Brendan Bradley is a member of the Australian Institute of Geoscientists. These people qualify as Competent Persons as defined in the Australasian code for Reporting of Exploration Results, Mineral Resources and Ore Reserves (the JORC Code, 2012 edition) and possess relevant experience in relation to the mineralisation of being reported herein as Exploration Results, Mineral resources and Ore reserves. Each Competent Person has consented to the Public reporting of these statements and the inclusion of the material in the form and context in which it appears.*

*In this report, the information concerning Challenger operations that relates to Exploration Results, Mineral Resources and Ore Reserves estimates based on and fairly represents information compiled by Stuart Hampton and Luke Phelps who are full-time employees of the Kingsgate Group. Stuart Hampton and Luke Phelps are members of The Australasian Institute of Mining and Metallurgy. These persons have sufficient experience that is relevant to the mineralisation and type of deposit under consideration and to the activity that they are undertaking to qualify as Competent Persons as defined in the 2012 Edition of the 'Australasian Code for Reporting of Exploration Results, Mineral Resources and Ore Reserves'. Stuart Hampton and Luke Phelps consent to the inclusion in the report of the matters based on their information in the form in which it appears.*

*The information in this report that relates to Bowdens and Nueva Esperanza Mineral Resource estimation is based on and fairly represents work completed by Jonathon Abbott who is a full-time employee of MPR Geological Consultants and a member of the Australasian Institute of Geoscientists. Mr Abbott has sufficient experience that is relevant to the style of mineralisation and type of deposit under consideration and to the activity that he is undertaking to qualify as a Competent Person as defined in the 2012 Edition of the Australasian Code for Reporting of Exploration Results, Mineral Resources and Ore Reserves'. Mr Abbott consents to the inclusion in the report of the matters based on his information in the form and context in which it appears.*

*The information in this report that relates to data quality, comments on the resource estimates and economic potential of the estimated resources for Bowdens and Laguna Nueva Esperanza is based on and fairly represent information compiled by Ron James, a member of the Australasian Institute of Mining and Metallurgy. Mr James has sufficient experience that is relevant to the style of mineralisation and type of deposit under consideration and to the activity that he is undertaking to qualify as a Competent Person as defined in the 2012 Edition of the 'Australasian Code for Reporting of Exploration Results, Mineral Resources and Ore Reserves'.*