



# Marengo Mining Limited









## June 2008 Quarterly Activities Report

NOT FOR DISSEMINATION IN THE UNITED STATES OR RELEASE THROUGH ANY US NEWSWIRE SERVICE

[www.marengominer.com](http://www.marengominer.com)

ASX/POMSoX Share Code: MGO  
TSX Share Code: MRN

### KEY POINTS

-  *Marengo achieves a third stock exchange listing with the successful listing of its shares on the Toronto Stock Exchange on 15 April 2008 (TSX Code: MRN).*
-  *Phase 1 of the Yandera Definitive Feasibility Study completed, identifying practical and commercial options for project development. Phase 2 has commenced.*
-  *Drilling continues at Yandera with six rigs operational.*
-  *Drilling results from the Gremi and Omora zones include;*
  - **198 metres @ 0.90% Cu Eq**
  - **177 metres @ 0.86% Cu Eq**
  - **194 metres @ 0.62% Cu Eq***[CuEq% = Cu% + (Mo% x 10), Au and Ag not included]*
-  *Drilling commences at Mumnogoi zone (outside of current pit shell).*
-  *Additional Cu-Mo Prospects identified within Yandera Project area.*
-  *New appointments to Marengo's Board of Directors add further skills.*
-  *Cash reserves of A\$23.7M (C\$23.1M) ensure that Marengo is fully funded for the completion of the Yandera DFS.*



Level 2, 9 Havelock Street West Perth Western Australia 6005  
PO Box 289 West Perth Western Australia 6872  
Email: [marengo@marengominer.com](mailto:marengo@marengominer.com)

Telephone: +61 8 9429 0000  
Facsimile: +61 8 9429 0099  
Website: [www.marengominer.com](http://www.marengominer.com)



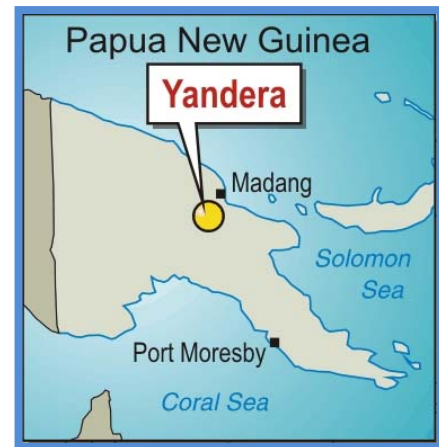
## **YANDERA PROJECT, MADANG PROVINCE, PNG**

*(MARENGO MINING LIMITED – 100%)*

### **Definitive Feasibility Study**

The Definitive Feasibility Study (“DFS”) on the Yandera Copper-Molybdenum Project commenced in October 2007 and is being undertaken by a group of Australian and international organisations.

Phase 1 comprised a comparative development options study for the Yandera Project and delivered a number of positive outcomes to underpin the Phase 2 component of the Definitive Feasibility Study (“Phase 2”), which is scheduled to be completed by mid-2009. Key highlights of Phase 1 included:



- **Open-cut mining of a minimum of 450 million tonnes at a grade of 0.48% copper equivalent over an initial 10-year time frame;**
- **Ore processing commencing at 25Mtpa for the first two years of operations and increasing to a long-term rate of 50Mtpa;**
- **Proposed near and/or in-mine crushing of ore before being conveyed to a near-mine processing plant encompassing separate copper and molybdenum flotation circuits to produce two concentrate streams;**
- **Transportation of the copper concentrate via slurry pipeline to the Port of Madang for drying and storage prior to shipping;**
- **Alternative tailings management options identified; and**
- **Implementation of world-class environmental standards and community relations initiatives to ensure a successful project development for all stakeholders.**

### **Phase 1 Overview**

The comparative options analysis study involved input from a number of study groups, as follows:

- Marengo Mining – legal, financial, community, power supply, site survey and information;
- GRD Minproc – study management and process design;
- URS Australia – project infrastructure;
- Golder Associates – resource and mining engineering and technical topics;
- Klohn Crippen Berger – waste rock dumps and tailings management;
- Coffey Natural Systems – environmental management and deep sea tailings placement;

The studies were guided by a Marengo-generated design philosophy which was specifically aimed at achieving practical and commercial operational outcomes.

The study was based on mining a minimum of 450 Mt at a grade of 0.48% copper equivalent (refer note below) over an initial 10 year timeframe. The average strip ratio has been determined at 3:1 with ore processed at 25 million tonnes per annum (Mtpa) for the first 2 years of production and 50Mtpa thereafter.

As previously reported by Marengo on 22 May 2007 and 11 September 2007, the current Yandera Central Porphyry resource comprises:

- **an Indicated Resource of 163 million tonnes @ 0.49% Copper Equivalent (at a 0.3% Copper Equivalent cut-off).**
- **an Inferred Resource of 497 million tonnes @ 0.48% Copper Equivalent (at a 0.3% Copper Equivalent cut-off); and**

The resource estimate was prepared pursuant to JORC, by Mr Stephen Godfrey of international mining consultancy group, Golder Associates Pty Ltd. A full copy of Golder's report was released to the Australian Securities Exchange on 22 May 2007 and filed with Canadian securities regulators on SEDAR on 6 February 2008.

### Processing

Phase 1 determined that primary ore from the Yandera Project will undergo near and/or in-mine crushing prior to being conveyed 2.5 - 4.0 km to the process plant. Marengo will use two world-class 40 foot SAG mills (rated at 25Mtpa each) with ball mills in tandem for the grind circuit, and will utilise independent copper and molybdenum flotation circuits to extract the two concentrate streams.

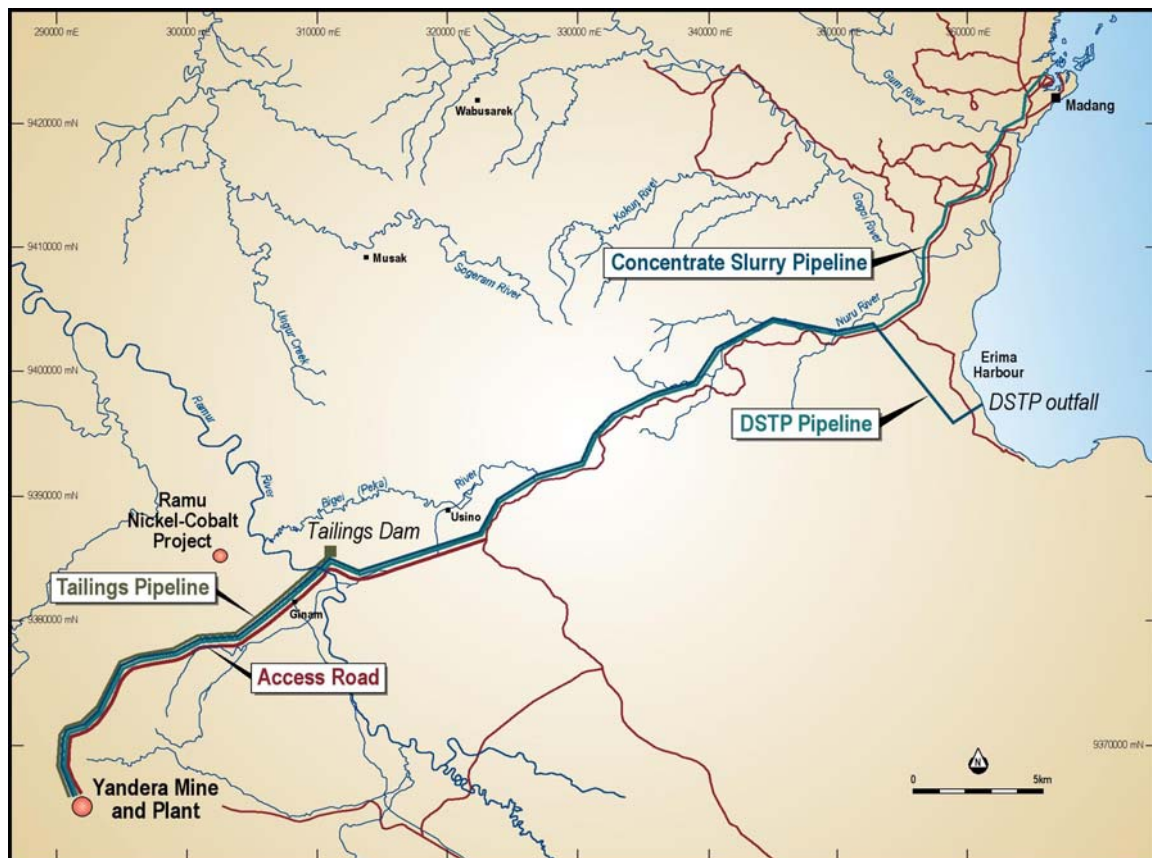
The accommodation camp, offices and ancillary buildings, such as workshops and warehouses, will be located adjacent to the plant site. These will be constructed in the usual forms such as portable units, kit type buildings, colour bond sheds and some custom built structures.

Several sites were considered and the preferred plant site is currently undergoing sterilisation drilling and will shortly be ground surveyed.

### Concentrates

The copper concentrate will be pumped to the port site in a slurry pipeline which will be laid alongside the mine access road and the major highway into the town of Madang. At the port site, the concentrate will be treated in a thickener and drying facility, prior to being stored inside a covered storage shed. This shed will have a capacity of 60,000 tonnes and will typically be out-loaded in batches of 30 – 35,000 tonnes by Handymax-size cargo vessels.

The molybdenum concentrate will be placed in shipping containers and will be back-loaded to the port facility. Significantly, this molybdenum concentrate will contain less than 5% of the combined co-product metal content from the Project for approximately 30% of the gross metal revenue generated. The potential for further downstream processing of the molybdenum concentrate will be further examined during Phase 2.



### Access Road

Several access routes have been identified for the Yandera Project and a notional route paralleling and crossing the Baia River down into the Ramu Valley is being considered. However, this will require refined survey and geotechnical testing prior to final selection. Ultimately, the access road will connect with existing road infrastructure including the Lae-Madang Highway.

### Tailings

Phase 1 determined several possibilities for tailings management, as follows:

- a tailings storage facility (TSF) within the Ramu Valley, approximately 28 km from the plant site,
- deep sea tailings placement (DSTP) approximately 100 km from the plant site, or
- a combination of both of the above.

The Ramu Valley is the preferred site to establish a TSF because of the flatter terrain, lower drainage management requirements and geotechnical aspects. Further studies will be conducted to determine if it would be necessary to implement the DSTP within the initial 10 year operating life.

**Port**

The preferred port location was determined to be the existing port of Madang and several potential sites were identified at Madang itself. Several regional sites were also considered, however these generally required larger initial capital expenditures.

The ports of Madang and Lae are expected to be the points for import of equipment and mine consumables.

**Power Supply**

Preliminary estimates of the project power demand have determined peak loads of up to 240 MW for the 50 Mtpa stage. The national utility power provider and a number of private providers have been approached to develop single and/or multiple deliverable solutions for the project. These will be developed during Phase 2.

**Environmental**

Marengo is working to world class environmental standards, such as those adopted by the World Bank/IFC, which also embrace the Equator Principles. The work program required for the Environmental Impact Study (EIS) for the Yandera Project has already commenced and the Environmental Management Plan (EMP) will be produced towards the end of the Definitive Feasibility Study.

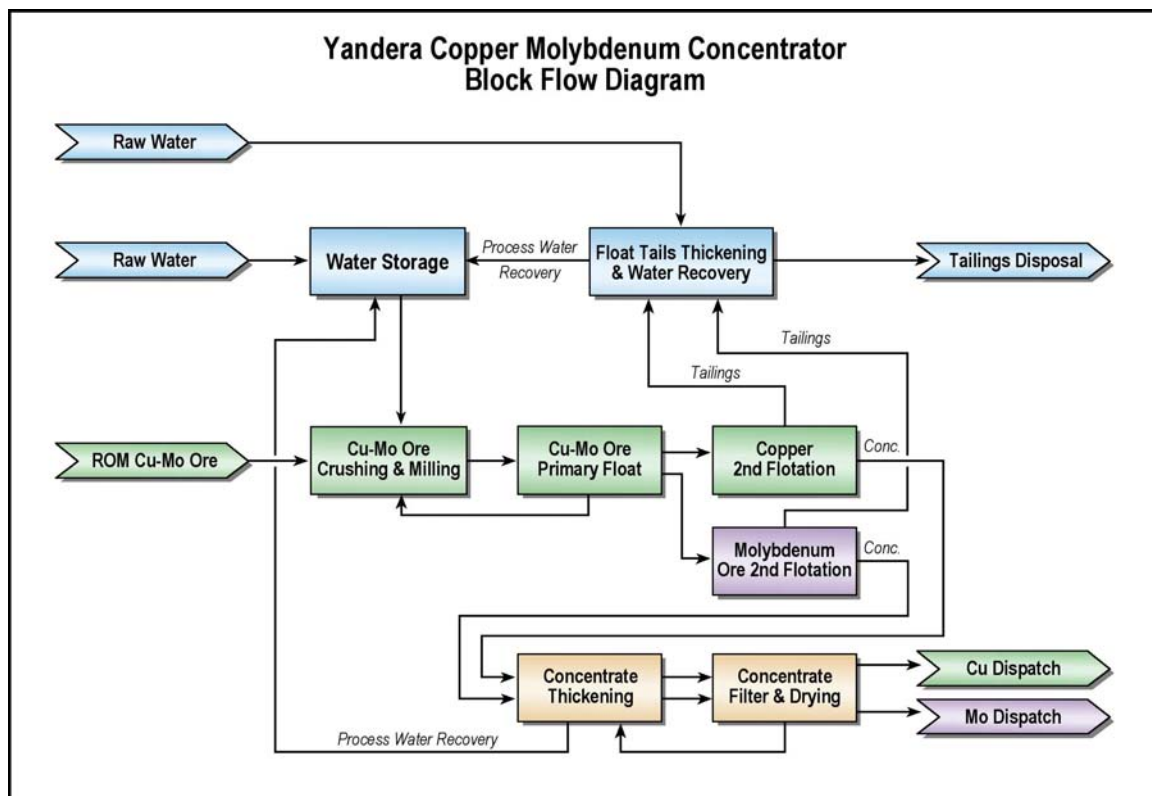
Environmental baseline monitoring of the Yandera Project has begun and is increasing in activity.

**Community Affairs**

Marengo’s site-based Community Relations Office is undertaking all the long-term studies and projects as required by Papua New Guinea’s statutory authorities. This is being performed to a very high standard, which should produce a positive response from local communities, as well as the provincial and national governments. Marengo continues to place a major emphasis on community relations and information flow to all of the Yandera Project’s stakeholders.

**Project Costs**

Phase 1 was based on comparative estimates for capital and operating costs established during the Conceptual Mining Study (refer to Australian Securities Exchange announcement dated 27 July 2007). Detailed capital and operating costs will be established during Phase 2.



Phase 2 of the DFS commenced and continued during the quarter with Yandera site pre-engineering requirements being progressed during the quarter. The near mine, plant site has undergone various reviews, including community affairs discussions, mapping, stream sampling, sterilisation drilling and ground survey. Several potential waste rock dump areas have been nominated and activities will continue during the current quarter.

With special thanks extended to Newcrest Mining Limited, members of the DFS study group, under GRD Minproc conducted a process engineering benchmarking visit to the Cadia Hill Project, in New South Wales, Australia.

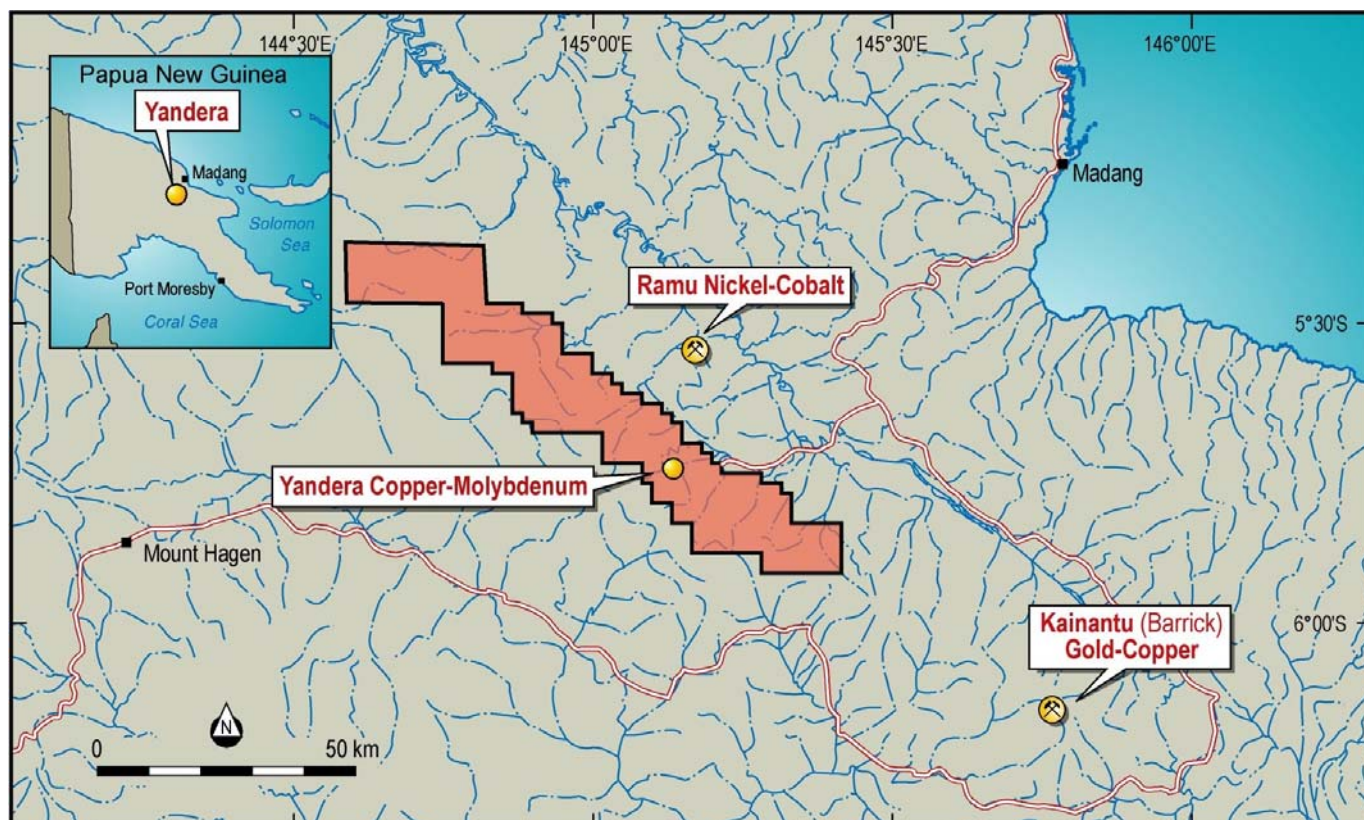
The initial process plant, designed by GRD Minproc, is still internationally regarded as 'state of the art' and is proposed as the basis of design for the Yandera Project. The visit served to gain information regarding its design and operational performance, and to obtain information regarding engineering aspects and alterations as well as maintenance and logistic practices.

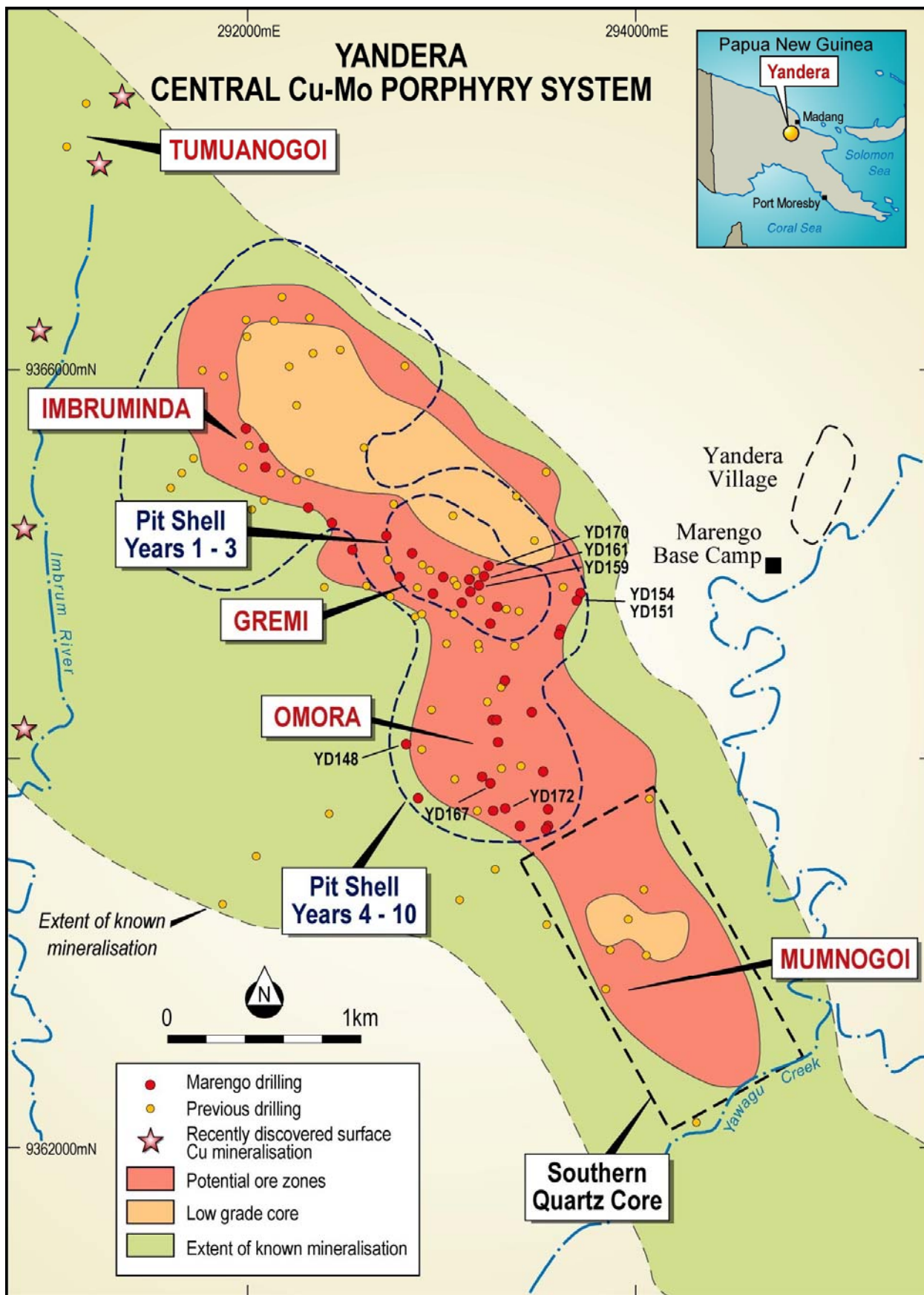
## Resource Estimation

The mineral resource statement set out above was prepared by Mr Stephen Godfrey of international mining consultancy group, Golder Associates Pty Ltd. A full copy of Golder's report was released to the ASX on 22 May 2007.

This resource statement, which covers the Gremi, Omora and Imbruminda zones at Yandera, is based on data from Marengo's 2006 diamond drilling program, together with earlier drilling data from BHP and Kennecott Copper (comprising over 40,000 metres of diamond drilling in total).

It is intended that a further resource estimate will be prepared during the current year and will include data from Marengo's 2007 and 2008 drilling programs.





## Drilling

Drilling has carried on throughout the quarter with 6 diamond drill rigs operating on site. Four rigs continued with the "in pit" programme to better define and extend the Gremi and Omora mineralised zones. At the end of May, all effort was switched to the area from Gremi towards Imbruminda. Two rigs employed on sterilization drilling for the DFS were transferred at the beginning of June to the resource program and commenced a series of holes in the Southern Quartz Core area (Mumnogoi). During the quarter 8,160.25 meters were drilled in 34 holes.

To date, assay results up to YD174 have been received, excluding the sterilization holes, which are visually appraised for mineralisation then analysed using a Niton hand-held XRF analyser. Splitting and assaying of this material is deemed necessary only where anomalous metal concentrations are found.

Of the assay data received during the quarter, some of the highlights are presented below. Of importance is the extension of the Gremi zone by a further 75 m to the south-east:

### YD148 (Omora) (-60°@035° mag – depth 368 m)

This hole was drilled to test the north westerly extent of the Omora Zone and any links with the Gremi Zone to the north. The assay results from YD148 provided the following noteworthy intersection. A 27 m wide intersection towards the base of the hole between 324 to 351 m averaged 0.22 g/t Au.

From (m)	To (m)	Width (m)	Cu %	Mo ppm	Au g/t	Ag g/t	CuEq %
36	213	177	0.78	65	0.13	4.04	<b>0.86</b>

Note: CuEq % = Cu% + (Mo% $\times$ 10). Au and Ag values are not included

### YD151 (Gremi) (-60°@215° mag – depth 409 m)

This hole was drilled to test the extent of the Gremi Zone to the south-east. It includes the following intersection noted for an elevated Mo content.

From (m)	To (m)	Width (m)	Cu %	Mo ppm	Au g/t	Ag g/t	CuEq %
294	357	63	0.26	317	0.11	1.18	<b>0.57</b>

Note: CuEq % = Cu% + (Mo% $\times$ 10). Au and Ag values are not included



**YD154 (Gremi)** (-60°@035° mag – depth 348 m)

A hole drilled at 180° to YD151, again to test the extent of the Gremi Zone to the south-east. The outcome of YD151 and YD154 is that the Gremi Zone can now be extended by a further 75 m to the south-east. Assay results from YD154 provide the following.

From (m)	To (m)	Width (m)	Cu %	Mo ppm	Au g/t	Ag g/t	CuEq %
57	273	<b>216</b>	0.30	46	0.05	1.24	<b>0.34</b>

Note: CuEq % = Cu% + (Mo%×10). Au and Ag values are not included

**YD159 (Gremi)** (-53°@303° mag – depth 200 m)

This hole, orientated in a north-westerly direction was drilled to test shape and structure of the Gremi Zone mineralisation. The hole gave overall good results throughout most of the 200 m tested. Of interest within this is a 6 m zone from 75 to 81 m providing a CuEq % of 1.65 with 1135 ppm Mo and 0.66 g/t Au.

From (m)	To (m)	Width (m)	Cu %	Mo ppm	Au g/t	Ag g/t	CuEq %
5	199	<b>194</b>	0.31	315	0.17	2.03	<b>0.62</b>

Note: CuEq % = Cu% + (Mo%×10). Au and Ag values are not included

**YD161 (Gremi)** (-70°@127° mag – depth 206.8 m)

A hole drilled in a south easterly direction to test the orientation and structure of Gremi Zone mineralisation. It provided good assay results throughout as detailed below.

From (m)	To (m)	Width (m)	Cu %	Mo ppm	Au g/t	Ag g/t	CuEq %
9	206	<b>197</b>	0.54	359	0.15	2.07	<b>0.90</b>
The above broad intersection includes the following intercept:							
18	114	<b>96</b>	0.74	577	0.22	2.55	<b>1.31</b>

Note: CuEq % = Cu% + (Mo%×10). Au and Ag values are not included

**YD167 (Omora)** (-60°@310° mag – depth 200 m)

This hole was drilled for in-fill purposes and also to test the extent of Omora breccias bodies. Within the length of the hole it provided the following intersection noted for its Ag content.

From (m)	To (m)	Width (m)	Cu %	Mo ppm	Au g/t	Ag g/t	CuEq %
9	147	<b>138</b>	0.55	85	0.02	8.36	<b>0.64</b>

Note: CuEq % = Cu% + (Mo%×10). Au and Ag values are not included

**YD170 (Gremi)** (-64°@132° mag – depth 188 m)

A hole drilled in a south easterly direction to test the orientation and structure of Gremi Zone mineralisation. It provided good assay results throughout with some higher grade intersections as detailed below.

From (m)	To (m)	Width (m)	Cu %	Mo ppm	Au g/t	Ag g/t	CuEq %
3	188	<b>185</b>	0.37	245	0.22	1.66	<b>0.61</b>
The above broad intersection includes the following intercepts:							
48	90	<b>52</b>	0.52	312	0.16	1.66	<b>0.83</b>
138	180	<b>42</b>	0.44	295	0.17	2.01	<b>0.73</b>

Note: CuEq % = Cu% + (Mo%×10). Au and Ag values are not included

**YD172 (Omora)** (-60°@310° mag – depth 202.3 m)

This is a north westerly trending hole drilled to test the size and structure of Omora mineralisation. Within the length of the hole, the following intersection is of interest, particularly for its Ag content.

From (m)	To (m)	Width (m)	Cu %	Mo ppm	Au g/t	Ag g/t	CuEq %
36	90	<b>54</b>	0.52	70	0.02	6.04	<b>0.59</b>

Note: CuEq % = Cu% + (Mo%×10). Au and Ag values are not included

In addition to the progress in the Gremi and Omora Zones, work has commenced on the Mumnogui Zone (Southern Quartz Core). To date, the first two holes (YD197 and YD201) are nearing completion. Both holes were planned to test the well mineralised zone intersected by DDH088, which averaged 0.59% CuEq over 90 m. Visual appraisal of the core obtained shows promising results, with a broad intersection of vein and fracture hosted chalcocite, bornite, chalcopyrite, sphalerite, molybdenite and cuprite in YD197. Extensive breccia hosted pyrite mineralisation with some chalcopyrite has been observed in YD201.



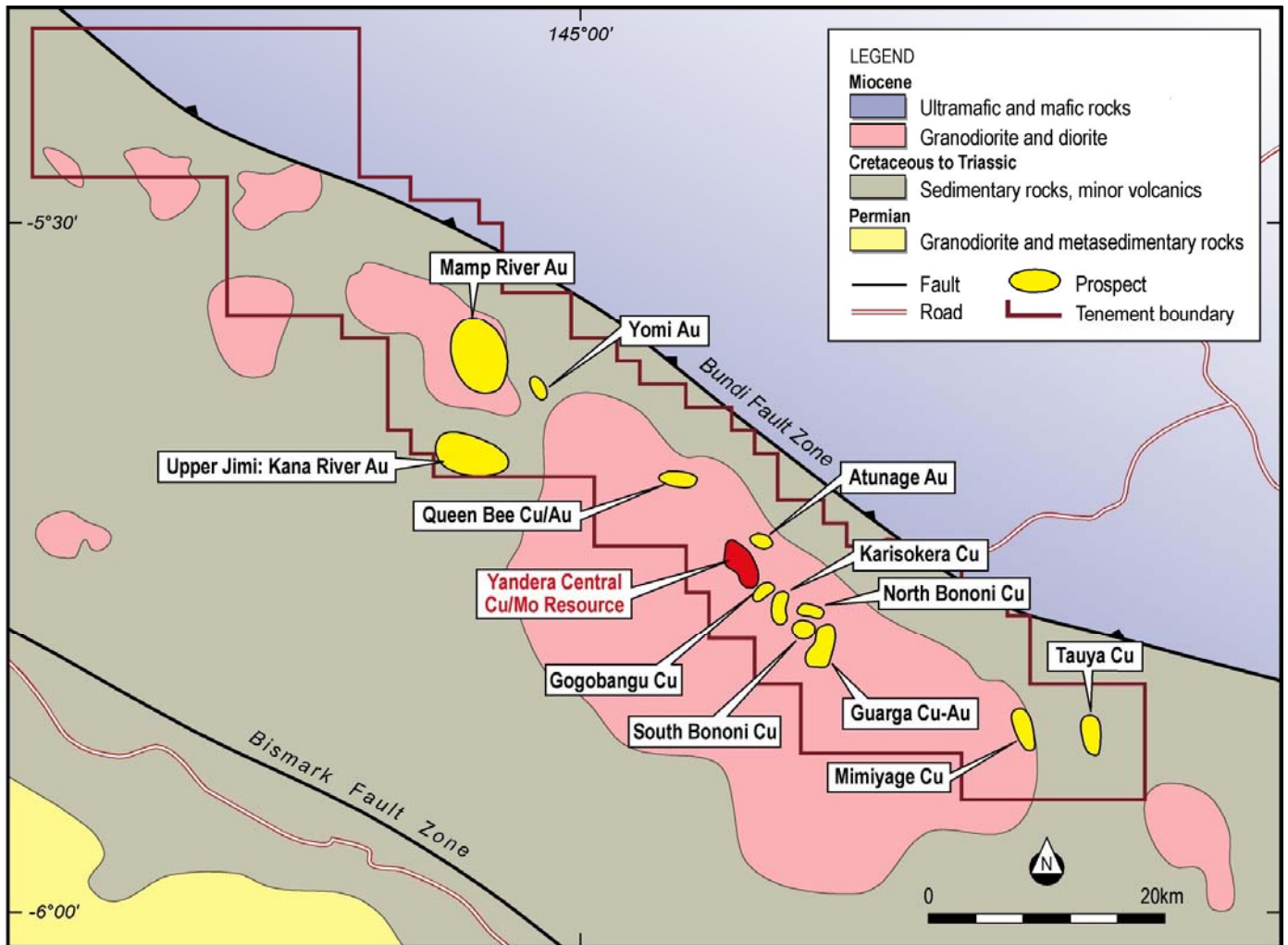


### Regional Exploration

Regional exploration during the quarter followed two main themes. The first was mapping of proximal targets to the main resource area. Work here concentrated for the most part on the Imbrum River Valley, west of Imbruminda. Marengo geologists have mapped and sampled vein hosted Cu and Mo mineralisation outcropping in several locations (including the Tumuanogoi Prospect), along an approximately 7km north-south orientated stretch of the Imbrum River. Follow-up mapping is scheduled to be complimented by a diamond drilling program. Further work around Mumnogoi has also been scheduled.



The second theme for regional exploration looks at the more distal target areas. Prospecting and stream sediment sampling was carried out during June on the Tauya and Mimiyage prospects within EL1416. Mimiyage in particular has been found to host vein and fracture Cu and Mo mineralisation in a suite of similar rocks to the main Yandera resource area.



During the course of the dry season every effort will be placed on obtaining as much surface information as possible. Particular emphasis will be placed on the area between the Imbrum and Marum Rivers (Tumuanogoi Prospect) to the north west of Yandera, as well as south eastwards towards Bononi.

### Project Area Increased

During the quarter an additional application for an exploration licence was applied for at the north-western end of the Yandera Project. This application, which has an area of approximately 300 km<sup>2</sup> and contains some 10 km of the highly prospective Bundi Fault zone was recommended for approval at a Warden's hearing held on 15 July 2008.

Marengo now has some 1,500 km<sup>2</sup> of ground under licence or application within the Yandera Project area, covering some 100 km of prospective ground to the south west of the Bundi Fault Zone.

### By-Product Metals (Gold, Silver and Rhenium)

To date the Yandera resource estimates have only contained copper and molybdenum analyses, however the Yandera deposit also contains amounts of gold, silver and rhenium, portions of which are expected to be recovered in the copper and molybdenum sulphide concentrates, thus providing potential smelter credits to Marengo. These credits cannot be estimated at this time, however, metallurgical work currently in progress will determine the potential recovery of these elements from the Cu/Mo concentrates.

Whilst it is generally known that both gold and silver are currently experiencing strong prices, the lesser known metal, rhenium is also going through a strong growth phase.

The price of rhenium which is an important metal in the manufacture of jet aircraft turbines has increased tenfold in the past five years and is currently trading at around US\$11,250 / kg (US\$ 350 / oz). Rhenium is also used in manufacture of platinum – rhenium catalysts, which are key in the production of lead-free, high octane petroleum. The world's rhenium supplies are obtained from molybdenum sulphide ores extracted from copper-molybdenum porphyry mines, although not all ores contain significant rhenium concentrations.

The Yandera project is fortunate in that it has what is considered to be a significant level of rhenium in the higher grade molybdenum zones.

During the 1970's, BHP obtained rhenium assays from eighteen samples from the Yandera deposit, with values ranging from 0.38 to 1.85 ppm (g/t) Re. Marengo analysed sixteen samples of Yandera hypogene (sulphide) drill core with values of between 500 and 7872 ppm molybdenum, for rhenium. The rhenium assays on these samples, returned values of between 0.6 and 6.6 ppm (g/t) confirmed the BHP work and has highlighted another potential value driver for this project.

Further rhenium analyses will be carried out on the higher level molybdenum zones at Yandera.



### **BOWGAN PROJECT, NORTHERN TERRITORY (Australia)**

(Marengo Mining Limited, 49% diluting to 25%)

Marengo previously farmed out its Bowgan Project to a subsidiary of Mega Uranium Ltd ("Mega"), where by that Company can earn up to a 75% interest in this project.

Mega has elected to sole fund and additional A\$400,000 to earn a 75% interest.

As manager of the joint venture, Mega has advised that trial geochemistry had been performed and that more geochemical sampling would be conducted in the coming months.

### **Toronto Stock Exchange Listing**

As previously reported, the Company completed an offering by issuing a total of 51,447,369 shares at C\$0.19 (being A\$0.201 per share as at 14 April 2008) for gross proceeds of C\$9,775,000 (A\$10,378,117 as at 14 April 2008).

Marengo's ordinary shares commenced trading on the Toronto Stock Exchange ("TSX") on 15 April 2008, under the code MRN.

Listing of the Company's shares on the TSX now gives Marengo a "tri-listed" status, with its shares also trading on Australia's ASX and Papua New Guinea's POMSoX exchanges.

### **Board Appointments / Resignations**


During the Quarter the Company added further depth and experience to the Board with the appointment of three new directors;

#### **Ms Susanne Sesselmann**

Ms Sesselmann has 20 years experience in banking, including 10 years in investment banking and project financing throughout the world.

Based in Munich, Germany, Ms Sesselmann headed up the Private Equity Funds Group for HypoVerinsbank until 2006.

Ms Sesselmann is currently a director of leading international private equity resources fund, The Sentient Group (a 23.78% shareholder in Marengo) and also a director of Luxembourg based, private equity investment fund, The Meridiam Infrastructure Fund.



#### **Ms Elizabeth Martin**

Ms Martin is a Toronto based, professional accountant with a strong background in international exploration and mining companies. She has held senior management roles in base metal and precious metal companies, including Northgate Mines Inc, Western Mining Corporation Limited, IAMGOLD Corporation, and High River Gold Mines Ltd.

Ms Martin is currently on the Board of Aura Minerals Inc and Manicouagan Minerals Inc, and also holds the position of Chair of the Board of St John's Rehabilitation Hospital in Toronto.



#### **Mr John Hick**

Mr Hick has over 25 years experience in the mining industry in both senior management positions and as an independent director.

Based in Toronto, Mr Hick is currently Non-Executive Chairman of Silver Eagle Mines Inc, a TSX listed company currently developing a silver-base metal project in Mexico. He is also an independent director on a number of other TSX or TSXV companies.

Previously Mr Hick has held board and/or senior management positions with a number of successful Canadian mining companies, including Placer Dome Inc, TVX Gold Inc, Rio Narcea Gold Mines Ltd and Rayrock Resources Inc.



## Mr Dennis Wilkins

Mr Wilkins resigned from the Board, effective from 10 June 2008 to concentrate on his other business interests.

## Research

Paradigm Capital Inc of Toronto has initiated research coverage on Marengo.

This research is available by going to [www.paradigmcapinc.com](http://www.paradigmcapinc.com)

## Cash Reserves

The Company maintained a strong financial position with cash reserves of A\$23.7M (C\$23.1M) at the end of the Quarter, ensuring that Marengo is fully funded until the end of the DFS.



**Les Emery**  
**Managing Director**  
**30 July 2008**

[www.marengominig.com](http://www.marengominig.com)  
[www.irasia.com/listco/au/marengo](http://www.irasia.com/listco/au/marengo)

For further information:

**Les Emery**  
**Managing Director**  
Marengo Mining Limited  
Telephone: +61 8 9429 0000  
Email: [marengo@marengominig.com](mailto:marengo@marengominig.com)

### Australia:

Nicholas Read  
Read Corporate  
Tel: +61 8 9388 1474  
Email: [info@readcorporate.com.au](mailto:info@readcorporate.com.au)

### North America:

Victoria Russell  
Investor Relations – Marengo Mining Limited  
Tel: +1 416 644 8680  
Email: [investor@marengominig.com](mailto:investor@marengominig.com)

*This news release does not constitute an offer to sell or the solicitation of an offer to buy any ordinary shares within the United States. The ordinary shares have not been offered and will not be registered under the United States Securities Act of 1933, as amended (the "1933 Act"), or any state securities laws. Accordingly, the ordinary shares may not be offered or sold in the United States or to U.S. persons (as such terms are defined in Regulation S under the 1933 Act) unless registered under the 1933 Act and applicable state securities laws or an exemption from such registration is granted.*

### About Marengo Mining Limited

Marengo Mining Limited (ASX & POMSoX Code: **MGO**, TSX Code: **MRN**) is an emerging, Australian-based international metals company which is focused on the development of its 100%-owned **Yandera Copper-Molybdenum Project** in Papua New Guinea.

A Definitive Feasibility Study ("DFS") is currently underway on the Yandera Project (previously reported JORC and 43-101 compliant Inferred mineral resource of 497 million tonnes at 0.48% copper equivalent and an Indicated mineral resource of 163 million tonnes at 0.49% copper equivalent). The DFS is due for completion by mid-2009.

The commencement of the DFS follows the completion of a Conceptual Mining Study during 2007, which confirmed the potential for a robust, long-life development of the Yandera Project, as a significant strategic source of copper and molybdenum for world markets.

## NOTES

Certain statements in this release contain forward-looking information. These statements include, but are not limited to, statements with respect to future exploration, development, production and costs. These statements address future events and conditions and, as such, involve known and unknown risks, uncertainties and other factors which may cause the actual results, performance or achievements to be materially different from any future results, performance or achievements expressed or implied by the statements. Such factors include, among others, the results of future exploration, risks inherent in resource estimates, increases in various capital costs, availability of financing and the acquisition of additional licences, permits and surface rights.

JORC refers to the 2004 Edition of the Australasian Code for Reporting of Exploration Results, Mineral Resources and Ore Reserves (The JORC Code, 2004 Edition).

Copper equivalent grades for reported drill hole intercepts were calculated using a molybdenum /copper price ratio of 10:1. For reference current spot copper metal price is US\$3.70 per pound and molybdenum oxide price is US\$33 per pound.

In the company's opinion both elements included in the metal equivalents calculation have a reasonable potential to be recovered.

Sections of this report relating to drilling intercepts and mineralisation (excluding the Yandera Resource Estimate) were prepared by Mr Peter Dendle who is a member of the Australasian Institute of Mining and Metallurgy and a full-time employee of Marengo Mining Limited. Mr Dendle has sufficient experience which is relevant to the style of mineralisation and type of deposit under consideration and to the activity which he is undertaking to qualify as a Competent Person as defined in the 2004 Edition of the Australasian Code for Reporting of Exploration Results, Mineral Resources and Ore Reserves (The JORC Code, 2004 Edition). Mr Dendle consents in writing to the issue of this report, to the extent of matters based on his information in the form and context in which it appears.

The section of this report relating to the Yandera Resource Estimate was prepared by Mr Stephen Godfrey of Golder Associates Pty Ltd. Mr Godfrey is a Member of the Australasian Institute of Mining and Metallurgy and has sufficient experience relevant to the style of mineralisation and type of deposit under consideration and to the activity undertaken to qualify as a Competent Person as defined in the 2004 Edition of the Australasian Code for Reporting of Exploration Results, Mineral Resources and Ore Reserves (The JORC Code, 2004 Edition). This estimate was initially reported to the ASX in 22 May 2007, with the consent of both Mr Godfrey and Golder Associates Pty Ltd. Annexed to the release of 22 May 2007 was a full copy of Golder's report. The Yandera Resource Estimate was also included in the Company's 2007 Annual Report which was lodged with the ASX on 11 September 2007.



## CORPORATE DIRECTORY

### DIRECTORS

John Horan  
*Chairman*

Les Emery  
*Managing Director*

Doug Dunnet  
*Non-Executive Director*

Sir Rabbie Namaliu  
*Non-Executive Director*

Susanne Sesselmann  
*Non-Executive Director*

John W Hick  
*Non-Executive Director*

Elizabeth Martin  
*Non-Executive Director*

### COMPANY SECRETARY

Andrew Meloncelli  
*Company Secretary & CFO*

### REGISTERED OFFICE

Level 2  
9 Havelock Street  
West Perth WA 6005  
Australia

Phone: +61 8 9429 0000  
Fax: +61 8 9429 0099

Website: [www.marengomining.com](http://www.marengomining.com)  
Email: [marengo@marengomining.com](mailto:marengo@marengomining.com)

### SHARE REGISTRY - AUSTRALIA:

Computershare Investor Services Pty Ltd  
Level 2, 45 St Georges Terrace  
Perth WA 6000, Australia  
Telephone: 1300 550 839 (within Aust)  
+61 3 9415 4000 (outside Aust)  
Facsimile: +61 8 9323 2033  
Email: [web.queries@computershare.com.au](mailto:web.queries@computershare.com.au)

### SHARE REGISTRY - PNG:

PNG Registries Ltd  
Level 2, AON Haus, MacGregor St  
Port Moresby NCD  
Telephone: +675 321 6377  
Facsimile: +675 321 6379

### SHARE REGISTRY - CANADA:

Computershare Investor Services Inc  
510 Burrard Street, 2nd Floor  
Vancouver, British Columbia, V6C 3B9  
Canada  
Telephone:  
Tollfree: 1800 564 6253  
Outside North America: +1 514 982 7555  
Facsimile:  
Tollfree: 1866 249 7775  
Outside North America: +1 416 263 9524  
Email: [service@computershare.com](mailto:service@computershare.com)

### INVESTOR RELATIONS (AUSTRALIA)

Fiona Hardouin-Riddle  
Telephone: +61 8 9429 0000  
Email: [fionahr@marengomining.com](mailto:fionahr@marengomining.com)

### INVESTOR RELATIONS (NORTH AMERICA)

Victoria Russell  
Telephone: +1 416 644 8680  
Email: [investor@marengomining.com](mailto:investor@marengomining.com)

### POSTAL ADDRESS:

PO Box 289, West Perth WA 6872  
Australia

### EMAIL:

[marengo@marengomining.com](mailto:marengo@marengomining.com)

### WEBSITE:

[www.marengomining.com](http://www.marengomining.com)

### STOCK EXCHANGE LISTINGS

Australia - ASX  
Canada - TSX  
Papua New Guinea – POMSoX

### ASX/POMSoX CODE

MGO

### TSX CODE

MRN

### AUDITORS

Stanton Partners  
Level 1, 1 Havelock Street  
West Perth WA 6005