



Pharmaxis Ltd

ABN 75 082 811 630

ASX Half year report – 31 December 2005

Lodged with the ASX under Listing Rule 4.2A

This report is to be read in conjunction with the financial statements for the year ended 30 June 2005 and any public announcements made by Pharmaxis Ltd during the interim reporting period in accordance with the continuous disclosure requirements of the Corporations Act 2001.

Contents

Results for announcement to the market (Appendix 4D item 2)	2
Other Appendix 4D information (Appendix 4D items 3 to 9)	2
Half year report	3

Pharmaxis Ltd

ABN 75 082 811 630

Reporting period: Half year ended 31st December 2005
(Previous corresponding period: Half year ended 31st December 2004)

Results for announcement to the market

				<u>AS'000</u>
Revenue from ordinary activities	Up	102%	to	1,436
Profit(loss) from ordinary activities after tax	Up	31%	to	(6,565)
Net profit(loss) for the half year attributable to members	Up	31%	to	(6,565)

Dividends

It is not proposed to pay a dividend

Other Appendix 4D information

	<u>31 December</u> <u>2005</u>	<u>31 December</u> <u>2004</u>
Net tangible assets per ordinary share	\$ 0.62	\$ 0.29

Pharmaxis Ltd
ACN 082 811 630

Half Year Report
31 December 2005

Pharmaxis Ltd
Financial Report – 31 December 2005

Contents

Directors' report	2
Auditors' Independence Declaration	5
Income statement	6
Balance sheet	7
Statement of changes in equity	8
Statement of cashflows	9
Notes to and forming part of the financial statements	10
Directors' declaration	24
Independent review report to the members	25

This interim financial report does not include all the notes of the type normally included in an annual financial report. Accordingly, this report is to be read in conjunction with the financial statements for the year ended 30 June 2005 and any public announcements made by Pharmaxis Ltd during the interim reporting period in accordance with the continuous disclosure requirements of the *Corporations Act 2001*.

Pharmaxis Ltd

Directors' Report

Your directors present their report on the company for the half-year ended 31 December 2005.

Directors

The following persons were directors of the company during the whole of the half-year and up to the date of this report:

Denis Hanley
Brett Charlton
Carrie Hillyard
Charles Kiefel
Malcolm McComas
Alan Robertson
Brigitte Smith

Review of operations

Overview

Major milestones achieved during the first half of fiscal 2006 included:

- Successful completion of a Phase II clinical trial of Bronchitol in patients with cystic fibrosis.
- Commencement of a Phase II dose finding clinical trial in patients with cystic fibrosis. The study is designed to determine the optimal dose of Bronchitol, and is being conducted in seven hospitals in Canada.
- Commencement of a Phase II clinical trial in patients with cystic fibrosis. The study aims to determine the benefits of Bronchitol in children also receiving the market leading treatment, rDNase, is being conducted at two sites in the United Kingdom.
- Commencement of the United States Aridol Phase III clinical trial in patients with suspected Asthma. The trial is being conducted in 28 sites throughout the United States.
- Granting of Orphan designation for Bronchitol, for the treatment of cystic fibrosis by the European Medicines Agency.
- Subsequent to the listing of Pharmaxis on Nasdaq in August 2005 and the successful Phase II cystic fibrosis clinical trial, the Company completed a Global Capital Raising with gross proceeds of approximately A\$86.5 million (US\$63 million). A total of 39.4 million shares (including 1.3 million American Depository Shares) were issued.
- Commencement of an Aridol Phase II clinical trial in 140 patients with chronic obstructive pulmonary disease (COPD). The study is being conducted in 12 sites throughout Australia.

Financial Highlights

	31 December 2005	31 December 2004
	\$	\$
Revenue		
Interest	1,436,315	711,043
Other income		
Grant income	430,505	490,116
	1,866,820	1,201,159
Expenses		
Research and development expenses	(5,646,480)	(4,279,465)
Administration expenses	(2,182,422)	(1,595,759)
Commercial expenses	(602,562)	(319,991)
Net loss	\$(6,564,644)	\$(4,994,056)
Cash and cash equivalents	\$106,433,960	\$38,859,769
Net assets	\$108,906,159	\$40,744,762

Pharmaxis Ltd

Directors' Report

Grant income:

Grant income derives from the \$3.0 million R&D Start Grant awarded to the company in June 2003 for the development of new treatments for cystic fibrosis. The decrease in grant income in the half-year ended 31 December 2005 compared to the half-year ended 31 December 2004 is due to a decrease in the level of research expenditure eligible for the grant in the December 2005 half-year.

Interest:

The increase in interest income is attributable to the greater level of funds invested during the first half of fiscal 2006. The company started the current fiscal year with \$33.4 million of cash and bank accepted bills of exchange, to which was added approximately \$79.5 million in November from a global share placement. By contrast, the company started the 2005 fiscal year with \$25.2 million of cash and bank accepted commercial bills to which was added approximately \$19.0 million in November and December 2004 from a share placement and share purchase plan.

Research & development expenses:

Research & development expenses increased by approximately \$1.4 million in the first half of fiscal 2006 compared to the first half of fiscal 2005. There are four components to the research & development expenses:

1. The research unit based at the John Curtin School of Medical Research within the Australian National University accounted for approximately 7 percent of our total research and development expenditure in the current half-year. The research unit is focused on autoimmune diseases. The level of expenditure in the first half of fiscal 2005 for this research unit has not changed materially from the first half of fiscal 2004.
2. The preclinical development group located at our Frenchs Forest facility accounted for approximately 16 percent of our total research and development expenditure in the current half-year and increased by approximately 35 percent compared to the prior comparable period. This group is managing the outsourced safety/toxicology studies of the Aridol and Bronchitol products and the preclinical development of lead compounds in the autoimmune area (PXS25/64 and PXS2076). Approximately 85 percent of expenditure in the current half-year related to the Aridol and Bronchitol studies. This area of research accounted for approximately 18 percent of the increase in overall research & development expenditure during the current half-year.
3. The clinical group located at our Frenchs Forest Facility accounted for approximately 45 percent of our total research and development expenditure in the current half-year and increased by approximately 15 percent compared to the prior comparable period. The clinical group designs and monitors the clinical trials run by the company. The majority of the expenditures of this group are directed at hospitals and other services related to the conduct and analysis of clinical trials. This increase in expenditure reflects the increased number of active clinical trials in the first half of fiscal 2006. This area of research accounted for approximately 24 percent of the increase in overall research & development expenditure during the current half-year.
4. Manufacturing. The TGA registered manufacturing facility at Frenchs Forest is focused on producing material for clinical trials and developing enhanced manufacturing processes. It is therefore classified as a research & development expenditure. Manufacturing accounted for approximately 28 percent of our total research and development expenditure in the current half-year and increased by approximately 63 percent compared to the prior comparable period, reflecting manufacturing performance/yield innovation and product stability studies required to support registration applications. This area of expenditure accounted for approximately 45 percent of the increase in overall research & development expenditure during the current half-year.

In addition the Company recognised during the half year a research and development employee benefit expense of \$211,769 in relation to options granted to research and development employees. This compares to \$33,567 in the prior period. The increase is due to a general grant of options to all employees in August 2005, the first company wide option grant since May 2003.

Administration expenses:

Administration expenses include accounting, administration, office and public company costs. Administration expenses for the current half-year were \$2.2 million, an increase of 37 percent over the prior comparable period. The increase in administration expenses is mainly attributable to costs incurred in listing the Company on Nasdaq, and administration costs associated with the growth in the size of the company. Administration expenses for the half year include a \$133,090 employee benefit expense in relation to options granted to administration employees. This compares to \$59,589 in the prior period.

Pharmaxis Ltd

Directors' Report

Commercial expenses:

The commercial group is preparing for the launch of Aridol in Australia and Europe. The 88% increase in commercial expenses is directly related to the increased level of activity as the Company approaches the first sales of Aridol. Commercial expenses for the half year include a \$58,874 employee benefit expense in relation to options granted to commercial employees. This compares to \$nil in the prior period.

Balance Sheet:

The global share placement in November 2005 increased cash funds of the company by approximately \$79.5 million after deducting associated expenses. Shares granted on the exercise of employee options contributed \$71,310. Together with pre-existing funds the company ended the half year with \$106.4 million in cash and bank accepted commercial bills.

Major items of capital expenditure during the period included the installation of a new encapsulator with increased capacity and increased quality controls, and additional laboratory equipment to permit higher QC capacity and the in-sourcing of additional QC procedures.

Shareholders are advised that additional information concerning the company's progress in the quarter ended 31st December 2005 is contained in the December 2005 Quarterly Report to Shareholders, available on the Pharmaxis website.

Auditors' independence declaration

A copy of the auditors' independence declaration as required under section 307C of the *Corporations Act 2001* is set out on page 5.

This report is made in accordance with a resolution of the directors.



Alan D Robertson
Director


9th February 2006

Auditor's Independence Declaration

As lead auditor for the review of Pharmaxis Ltd for the half year ended 31 December 2005, I declare that to the best of my knowledge and belief, there have been:

- a) no contraventions of the auditor independence requirements of the *Corporations Act 2001* in relation to the review; and
- b) no contraventions of any applicable code of professional conduct in relation to the review.

This declaration is in respect of Pharmaxis Ltd during the period.



WHB Seaton

Partner
PricewaterhouseCoopers

9 February 2006

Pharmaxis Ltd

Income Statement

For the half-year ended 31 December 2005

		Half Year Ended 31 December 2005 \$	Half Year Ended 31 December 2004 \$
	Notes		
Revenue from continuing operations			
Revenue from sale of goods	2	-	-
Cost of sales		-	-
Gross profit		-	-
Other revenue from continuing operations	2	1,436,315	711,043
Other income – government research grants		430,505	490,116
Other expenses from ordinary activities			
Research & development expenses		(5,646,480)	(4,279,465)
Administration expenses		(2,182,422)	(1,595,759)
Commercial expenses		(602,562)	(319,991)
Profit / (loss) before income tax expense		(6,564,644)	(4,994,056)
Income tax expense / (credit)		-	-
Net profit / (loss) for the half year	3	(6,564,644)	(4,994,056)
Earnings per share		Cents	Cents
Basic and diluted earnings / (loss) per share	9	(4.5)	(4.4)

The above income statement should be read in conjunction with the accompanying notes.

Pharmaxis Ltd

Balance Sheet

As at 31 December 2005

	Notes	31 December 2005 \$	30 June 2005 \$
Current Assets			
Cash and cash equivalents		106,433,960	33,389,423
Other		830,928	702,129
Total Current Assets		<u>107,264,888</u>	<u>34,091,552</u>
Non-Current Assets			
Plant and equipment		2,950,382	2,477,491
Intangible assets		1,077,346	1,106,413
Other		582,102	261,981
Total Non-Current Assets		<u>4,609,830</u>	<u>3,845,885</u>
Total Assets		<u>111,874,718</u>	<u>37,937,437</u>
Current Liabilities			
Payables		2,801,414	2,286,911
Other liabilities – deferred research grants		103,343	103,343
Total Current Liabilities		<u>2,904,757</u>	<u>2,390,254</u>
Non-Current Liabilities			
Provisions		34,287	26,319
Other liabilities – deferred research grants		29,515	53,447
Total Non-Current Liabilities		<u>63,802</u>	<u>79,766</u>
Total Liabilities		<u>2,968,559</u>	<u>2,470,020</u>
Net Assets		<u>108,906,159</u>	<u>35,467,417</u>
Equity			
Contributed equity	4(b)	134,315,874	54,716,220
Reserves	4(c)	1,801,192	1,397,460
Accumulated losses	4(d)	(27,210,907)	(20,646,263)
Total Equity		<u>108,906,159</u>	<u>35,467,417</u>

The above balance sheet should be read in conjunction with the accompanying notes.

Pharmaxis Ltd

Statement of changes in equity

For the half-year ended 31 December 2005

		31 December 2005	31 December 2004
	Notes	\$	\$
Total equity at the beginning of the half-year		35,467,417	26,631,060
Fair value of employee share options		403,732	93,156
Net income recognised directly in equity		403,732	93,156
Loss for the half-year		(6,564,644)	(4,994,056)
Total recognised income and expense for the half-year		(6,160,912)	(4,900,900)
Transactions with equity holders in their capacity as equity holders:			
Contribution of equity, net of transaction costs	4	79,599,654	19,014,602
Total equity at the end of the half-year		108,906,159	40,744,762

The above statement of changes in equity should be read in conjunction with the accompanying notes.

Pharmaxis Ltd

Statement of cashflows

For the half-year ended 31 December 2005

	Half Year Ended 31 December 2005	Half Year Ended 31 December 2004
Notes	\$	\$
Cash Flows from Operating Activities		
Research grant receipts from governments	362,290	559,951
Payments to suppliers and employees	(7,377,953)	(6,054,742)
Interest received	1,436,315	711,043
Tax paid	-	-
Net cash flows used in operating activities	(5,579,348)	(4,783,748)
Cash Flows from Investing Activities		
Payment for plant and equipment	(959,578)	(560,734)
Payment for patent applications	(16,191)	(27,374)
Net cash flows used in investing activities	(975,769)	(588,108)
Cash Flows from Financing Activities		
Issuance of shares	4(b) 86,554,233	19,827,819
Transaction costs on share issue	4(b) (6,954,579)	(813,217)
Net cash flows from financing activities	79,599,654	19,014,602
Net increase in cash and cash equivalents	73,044,537	13,642,746
Cash and cash equivalents at the beginning of the financial year	33,389,423	25,217,023
Cash and cash equivalents at the end of the half-year	\$106,433,960	\$ 38,859,769

The above statement of cash flows should be read in conjunction with the accompanying notes.

Pharmaxis Ltd

Notes to and forming part of the financial statements

For the half-year ended 31 December 2005

Note 1 Summary of significant accounting policies

This general purpose financial report for the interim half-year reporting period ended 31 December 2005 has been prepared in accordance with Accounting Standard AASB 134 *Interim Financial Reporting* and the *Corporations Act 2001*.

This interim financial report does not include all the notes of the type normally included in an annual financial report. Accordingly, this report is to be read in conjunction with the annual report for the year ended 30 June 2005 and any public announcements made by Pharmaxis Ltd during the interim reporting period in accordance with the continuous disclosure requirements of the *Corporations Act 2001*.

(a) Basis of preparation of half-year financial report

The principal accounting policies adopted in the preparation of the financial report are set out below. These policies have been consistently applied to all the periods presented, unless otherwise stated.

Application of AASB 1 First-time Adoption of Australian Equivalents to International Financial Reporting Standards

This interim financial report is the first Pharmaxis Ltd interim financial report to be prepared in accordance with AIFRSs. AASB 1 *First time Adoption of Australian Equivalents to International Financial Reporting Standards* has been applied in preparing these financial statements.

Financial Statements of Pharmaxis Ltd until 30 June 2005 had been prepared in accordance with previous Australian Generally Accepted Accounting Principles (AGAAP). AGAAP differs in certain respects from AIFRS. When preparing the Pharmaxis Ltd interim financial report for the half year ended 31 December 2005, management has amended certain accounting methods applied in the previous AGAAP financial statements to comply with AIFRS. The comparative figures were restated to reflect these adjustments.

Reconciliations and descriptions of the effect of transition from previous AGAAP to AIFRS on the Company's equity and its net result are given in note 10.

Historical cost convention

These financial statements have been prepared under the historical cost convention.

(b) Foreign currency translation

Foreign currency transactions are initially translated into Australian currency at the rate of exchange at the date of the transaction. At balance date amounts payable and receivable in foreign currencies are translated to Australian currency at rates of exchange current at that date. Resulting exchange differences are brought to account in determining the profit or loss for the year.

Pharmaxis Ltd

Notes to and forming part of the financial statements

For the half-year ended 31 December 2005

Note 1 Summary of significant accounting policies (cont.)

(c) Revenue and income recognition

Revenue is recognised for major business activities as follows:

(i) Sales revenue

Revenue is measured at the fair value of the consideration received or receivable, net of any applicable taxes.

(ii) Interest revenue

Interest revenue is recognised as it accrues, taking into account the effective yield on the financial instruments.

(iii) Government grants

Grants from the government are recognised at their fair value where there is a reasonable assurance that the grant will be received and the Company will comply with all attached conditions. When the company receives income in advance of incurring the relevant expenditure, it is treated as deferred income as the company does not control the income until the relevant expenditure has been incurred.

Government grants relating to costs are deferred and recognised in the income statement over the period necessary to match them with the costs that they are intended to compensate.

Government grants relating to the purchase of property, plant and equipment are included in non-current liabilities as deferred income and are credited to the income statement on a straight line basis over the expected lives of the related assets.

(d) Cash, cash equivalents and bank accepted commercial bills

For purposes of the statement of cash flows, cash includes cash on hand, deposits at call and bank accepted commercial bills, which are short term highly liquid investments with original maturities of three months or less, that are readily convertible to known amounts of cash and are subject to an insignificant risk of changes in value.

Bank accepted commercial bills are acquired at a discount to their face value. The bills are carried at cost plus a portion of the discount recognised as income on an effective yield basis. The discount brought to account each period is accounted for as interest received.

(e) Receivables

Trade debtors are recognised initially at fair value and subsequently at amortised cost less provision for doubtful debts. The collectibility of receivables is reviewed on an ongoing basis. Debts which are known to be uncollectible are written off. A provision for doubtful debts is raised where some doubt as to collection exists.

(f) Research and development costs

Research costs are expensed as incurred. Expenditure on development activities, being the application of research findings or other knowledge to a plan or design for the production of new or substantially improved products or services before the start of commercial production or use, is capitalised if the product or service is technically and commercially feasible and adequate resources are available to complete development. Other development expenditure is recognised in the income statement as an expense as incurred.

(g) Inventories

Raw materials and stores purchased to manufacture materials for clinical trials, together with the cost of manufacture are expensed as part of research and development expenses.

Pharmaxis Ltd

Notes to and forming part of the financial statements

For the half-year ended 31 December 2005

Note 1 Summary of significant accounting policies (cont.)

(h) Plant and equipment

Items of plant and equipment are stated at historical cost less depreciation. Historical cost includes expenditure that is directly attributable to the acquisition of the items.

Subsequent costs are included in the asset's carrying amount or recognised as a separate asset, as appropriate, only when it is probable that future economic benefits associated with the item will flow to the Company and the cost of the item can be measured reliably. All other repairs and maintenance are charged to the income statement during the financial period in which they are incurred.

Depreciation of items of plant and equipment is calculated using the straight line method to allocate their cost, net of their residual values, over their estimated useful lives, ranging from 3 years to 10 years. Assets are depreciated or amortised from the date of acquisition and up to the date of disposal. An asset's carrying value is written down immediately to its recoverable amount if the asset's carrying amount is greater than its estimated recoverable amount (note 1(k)).

Gains and losses on disposal are determined by comparing proceeds with carrying amount. These are included in the income statement.

(i) Intangible assets

Costs of purchase of patent licences and application costs for new patents are capitalised and amortised over the period in which the related benefits are expected to be realised. Remaining lives of patents range from 12 to 20 years.

(j) Acquisitions of assets

The cost method of accounting is used for all acquisitions of assets regardless of whether shares or other assets are acquired. Cost is determined as the fair value of the assets given up at the date of acquisition plus costs incidental to the acquisition.

(k) Impairment of assets

Assets that are subject to amortisation are reviewed for impairment whenever events or changes in circumstances indicate that the carrying amount may not be recoverable. An impairment loss is recognised for the amount by which the asset's carrying amount exceeds its recoverable amount. The recoverable amount is the higher of an asset's fair value less costs to sell and value in use. For the purposes of assessing impairment, assets are grouped at the lowest levels for which there are separately identifiable cash flows (cash generating units).

(l) Trade and other creditors

These amounts represent liabilities for goods and services provided to the company prior to the end of the financial period and which are unpaid. The amounts are unsecured and are usually paid within 45 days of recognition.

(m) Lease payments

Lease payments for operating leases, where substantially all the risks and benefits remain with the lessor, are charged as an expense in the periods in which they are incurred.

Pharmaxis Ltd

Notes to and forming part of the financial statements

For the half-year ended 31 December 2005

Note 1 Summary of significant accounting policies (cont.)

(n) Employee entitlements

(i) Wages and salaries, annual leave

Liabilities for wages, salaries and annual leave expected to be settled within 12 months of the reporting date are recognised in other creditors in respect of employee services up to the reporting date, and are measured at the amounts expected to be paid when the liabilities are settled.

(ii) Superannuation

The company contributes to standard defined contribution superannuation funds on behalf of all employees and directors at up to 9% of employee gross salary. Contributions are recognised as an expense as they become payable.

(iii) Long service leave

A liability for long service leave is recognised, and is measured as the present value of expected future payments to be made in respect of services provided by employees up to the reporting date. Consideration is given to expected future wage and salary levels, experience of employee departures and periods of service. Expected future payments are discounted using interest rates on national government guaranteed securities with terms to maturity that match, as closely as possible, the estimated future cash outflows.

(o) Share-based payments

Share-based compensation benefits are provided to employees via the Pharmaxis Employee Option Plan. The fair value of options granted under the option plan is recognised as an employee benefit expense with a corresponding increase in equity. The fair value is measured at grant date and recognised over the period during which the employees become unconditionally entitled to the options.

The fair value at grant date is determined using a Black-Scholes option pricing model that takes into account the exercise price, the term of the option, the share price at grant date and expected price volatility of the underlying share, the expected dividend yield and the risk-free interest rate for the term of the option.

The fair value of the options granted excludes the impact of any non-market vesting conditions (for example, performance targets). Non-market vesting conditions are included in assumptions about the number of options that are expected to become exercisable. At each balance sheet date, the Company revises its estimate of the number of options that are expected to become exercisable. The employee benefit expense recognised each period takes into account the most recent estimate.

Upon the exercise of options, the balance of the share-based payments reserve relating to those options remains in the reserve account.

(p) Income tax

The income tax expense or revenue for the period is the tax payable on the current period's taxable income based on the income tax rate adjusted by changes in deferred tax assets and liabilities attributable to temporary differences between the tax bases of assets and liabilities and their carrying amounts in the financial statements, and to unused tax losses.

Pharmaxis Ltd

Notes to and forming part of the financial statements

For the half-year ended 31 December 2005

Note 1 Summary of significant accounting policies (cont.)

Deferred tax assets and liabilities are recognised for temporary differences at the tax rates expected to apply when the assets are recovered or liabilities are settled, based on those tax rates which are enacted. The relevant tax rate is applied to the cumulative amounts of deductible and taxable temporary differences to measure the deferred tax asset or liability. An exception is made for certain temporary differences arising from the initial recognition of an asset or a liability. No deferred tax asset or liability is recognised in relation to these temporary differences if they arose in a transaction, other than a business combination, that at the time of the transaction did not affect either accounting profit or taxable profit or loss.

Deferred tax assets are recognised for deductible temporary differences and unused tax losses only if it is probable that future taxable amounts will be available to utilise those temporary differences and losses.

Current and deferred tax balances attributable to amounts recognised directly in equity are also recognised directly in equity.

(q) Contributed equity

Ordinary shares are classified as equity and are recognised at the fair value of the consideration received by the company. Any transaction costs arising on the issue of shares are recognised directly in equity, as a reduction, net of tax, of the share proceeds received.

(r) Earnings per share

Basic earnings per share is calculated by dividing the profit or loss attributable to equity holders of the Company by the weighted average number of ordinary shares outstanding during the half-year. Dilutive earnings per share is equivalent to basic earnings per share as the potential ordinary shares are anti-dilutive and have therefore not been included in the dilutive earnings per share calculation.

Note 2 Operating revenue

	31 December 2005	31 December 2004
	\$	\$
Sales revenue	-	-
Interest received	1,436,315	711,043
	1,436,315	711,043

Note 3 Profit/loss for the half year

	31 December 2005	31 December 2004
	\$	\$
Loss before income tax for the half year includes the following items:		
Expenditure		
Depreciation of plant and equipment	486,687	229,988
Amortisation of intangible assets	45,257	44,840
Rental expense of operating leases	166,612	163,731

Pharmaxis Ltd

Notes to and forming part of the financial statements

For the half-year ended 31 December 2005

Note 4 Contributed equity

	31 December 2005	30 June 2005
	\$	\$
(a) Contributed equity		
174,453,592 ordinary shares (30 June 2005: 134,770,092)	(b) 134,315,874	54,716,220

During the half-year period the company raised \$86.5 million from a global capital raising at a price of \$2.20 per share, as a result of which the company issued 39.4 million shares. The capital raising consisted of a public offering in the United States (Nasdaq) in which 19.5 million shares were issued to institutional investors in the form of American Depository Shares, and a private placement of 19.9 million shares to Australian and other non US institutional, sophisticated and professional investors. The company also issued 283,500 shares during the period due to the exercise of previously granted options under the Pharmaxis Employee Option Plan.

Ordinary shares entitle the holder to participate in dividends and the proceeds on winding up of the company in proportion to the number of and amounts paid on the shares held. At a general meeting every shareholder present (in person or by proxy, attorney or representative) has one vote on a show of hands. Every shareholder present (in person or by proxy, attorney or representative) has one vote per fully paid share on a poll.

	2005 Number of shares	2005 \$
(b) Movements in ordinary shares		
Opening balance at 1 July 2005	134,770,092	54,716,220
Shares issued – Australian placement at \$2.20	19,900,000	43,780,000
Shares issued – US public offering at \$2.20	19,500,000	42,702,923
Shares issued – exercise of employee options	283,500	71,310
Transaction costs on share issues	-	(6,954,579)
Ordinary shares at the end of the half-year	174,453,592	134,315,874
(c) Movements in reserves		
Options reserve at the beginning of the financial year		1,397,460
Option expense on vesting		403,732
Options reserve at the end of the half-year		1,801,192
(d) Accumulated losses		
Accumulated losses at the beginning of the financial year		(20,646,263)
Net profit / (loss)		(6,564,644)
Accumulated losses at the end of the half-year		(27,210,907)

Note 5 Financial reporting by segments

The company operates predominantly in one industry. The principal activities of the company are the research, development and commercialisation of pharmaceutical products.

The company operates predominantly in one geographical area, being Australia.

Pharmaxis Ltd

Notes to and forming part of the financial statements

For the half-year ended 31 December 2005

Note 6 Contingent liabilities

The company has received three separate Australian Government research grants under the R&D START Program, two of which have completed. The Government may require the company to repay all or some of the amount of a particular grant together with interest in either of the following circumstances:

- a) the company fails to use its best endeavours to commercialise the relevant grant project within a reasonable time of completion of the project; or
- b) upon termination of a grant due to breach of agreement or insolvency.

The company continues the development and commercialisation of all three projects funded by the START Program. The total amount received under the START Program at 31 December 2005 was \$4,557,134.

The company has been awarded a research grant under the Australian Government's Pharmaceuticals Partnerships Program ("P3"). The Government may require the company to repay all or some of the amount of the grant together with interest in any of the following circumstances:

- a) the Government determines that expenditure claimed on research projects do not meet the P3 guidelines; or
- b) upon termination of the grant due to breach of agreement, change in control of the company or insolvency.

The total amount received under the P3 Program at 31 December 2005 was \$55,481 which has been booked as deferred government research grants.

The company's bankers have issued a bank guarantee of \$169,462 in relation to a rental bond for which no provision has been made in the accounts. This bank guarantee is secured by a security deposit held at the bank.

Note 7 Commitments for expenditure

	2005	2004
	\$	\$
Capital commitments for the acquisition of plant and equipment contracted for at the reporting date but not recognised as liabilities, payable:		
Within one year	<u>92,032</u>	<u>423,241</u>

Note 8 Subsequent events

There are no matter or circumstance that have arisen since 31 December 2005 that has significantly affected, or may significantly affect:

- (a) the company's operations in future financial periods, or
- (b) the results of those operations in future financial periods, or
- (c) the company's state of affairs in future financial periods.

Pharmaxis Ltd

Notes to and forming part of the financial statements

For the half-year ended 31 December 2005

Note 9 Earnings per share

	2005 Cents	2004 Cents
Basic and diluted earnings / (loss) per share	<u><u>(4.5)</u></u>	<u><u>(4.4)</u></u>

Diluted earnings per share is equivalent to basic earnings per share as the potential ordinary shares are anti-dilutive and have therefore not been included in the diluted earnings per share calculation.

	2005 Number	2004 Number
Weighted average number of ordinary shares used as the denominator in calculating basic and diluted earnings / (loss) per share	<u><u>145,644,489</u></u>	<u><u>113,102,841</u></u>

Information concerning the classification of securities

Options

Options granted to employees under the Pharmaxis Employee Option Plan are considered to be potential ordinary shares for the purpose of calculating diluted earnings per share.

Pharmaxis Ltd

Notes to and forming part of the financial statements

For the half-year ended 31 December 2005

Note 10 Explanation of transition to Australian equivalents to IFRSs

(1) Reconciliation of equity reported under previous Australian Generally Accepted Accounting Principles (AGAAP) to equity under Australian equivalents to IFRSs (AIFRS)

(a) At the date of transition to AIFRS: 1 July 2004

	Notes	Previous AGAAP	Effect of transition to AIFRS	AIFRS
Current Assets				
Cash and cash equivalents	4(c)	1,117,532	24,099,491	25,217,023
Other financial assets – bank accepted commercial bills	4(c)	24,099,491	(24,099,491)	-
Other		148,193	-	148,193
Total Current Assets		25,365,216	-	25,365,216
Non-Current Assets				
Plant and equipment		1,473,888	-	1,473,888
Intangible assets		1,161,909	-	1,161,909
Other – security deposits		260,007	-	260,007
Total Non-Current Assets		2,895,804	-	2,895,804
Total Assets		28,261,020	-	28,261,020
Current Liabilities				
Payables		1,447,810	-	1,447,810
Other liabilities – deferred research grants	4(b)	23,223	47,862	71,085
Total Current Liabilities		1,471,033	47,862	1,518,895
Non-Current Liabilities				
Provisions		9,756	-	9,756
Other liabilities – deferred research grants	4(b)	-	101,309	101,309
Total Non-Current Liabilities		9,756	101,309	111,065
Total Liabilities		1,480,789	149,171	1,629,960
Net Assets		26,780,231	(149,171)	26,631,060
Shareholders' Equity				
Contributed equity		35,695,368	-	35,695,368
Reserves	4(a)	-	1,136,941	1,136,941
Accumulated losses	4(a)(b)	(8,915,137)	(1,286,112)	(10,201,249)
Total Equity		26,780,231	(149,171)	26,631,060

Pharmaxis Ltd

Notes to and forming part of the financial statements

For the half-year ended 31 December 2005

Note 10 Explanation of transition to Australian equivalents to IFRSs

(b) At the end of the last half-year reporting period under previous AGAAP: 31 December 2004

	Notes	Previous AGAAP	Effect of transition to AIFRS	AIFRS
Current Assets				
Cash and cash equivalents	4(c)	1,205,803	37,653,966	38,859,769
Other financial assets – bank accepted commercial bills	4(c)	37,653,966	(37,653,966)	-
Other		439,138	-	439,138
Total Current Assets		39,298,907	-	39,298,907
Non-Current Assets				
Plant and equipment		1,804,633	-	1,804,633
Intangible assets		1,144,443	-	1,144,443
Other – security deposits		254,712	-	254,712
Total Non-Current Assets		3,203,788	-	3,203,788
Total Assets		42,502,695	-	42,502,695
Current Liabilities				
Payables		1,501,283	-	1,501,283
Other liabilities – deferred research grants	4(b)	116,989	47,862	164,851
Total Current Liabilities		1,618,272	47,862	1,666,134
Non-Current Liabilities				
Provisions		14,421	-	14,421
Other liabilities – deferred research grants	4(b)	-	77,378	77,378
Total Non-Current Liabilities		14,421	77,378	91,799
Total Liabilities		1,632,693	125,240	1,757,933
Net Assets		40,870,002	(125,240)	40,744,762
Equity				
Contributed equity	4(a)	54,709,970	-	54,709,970
Reserves	4(a)	-	1,230,097	1,230,097
Accumulated losses	4(a)(b)	(13,839,968)	(1,355,337)	(15,195,305)
Total Equity		40,870,002	(125,240)	40,744,762

Pharmaxis Ltd

Notes to and forming part of the financial statements

For the half-year ended 31 December 2005

Note 10 Explanation of transition to Australian equivalents to IFRSs

(c) At the end of the last reporting period under previous AGAAP: 30 June 2005

	Notes	Previous AGAAP	Effect of transition to AIFRS	AIFRS
Current Assets				
Cash and cash equivalents	4(c)	934,778	32,454,645	33,389,423
Other financial assets – bank accepted commercial bills	4(c)	32,454,645	(32,454,645)	-
Other		702,129	-	702,129
Total Current Assets		34,091,552	-	34,091,552
Non-Current Assets				
Plant and equipment		2,477,491	-	2,477,491
Intangible assets		1,106,413	-	1,106,413
Other – security deposits		261,981	-	261,981
Total Non-Current Assets		3,845,885	-	3,845,885
Total Assets		37,937,437	-	37,937,437
Current Liabilities				
Payables		2,286,911	-	2,286,911
Other liabilities – deferred research grants	4(b)	55,481	47,862	103,343
Total Current Liabilities		2,342,392	47,862	2,390,254
Non-Current Liabilities				
Provisions		26,319	-	26,319
Other liabilities – deferred research grants	4(b)	-	53,447	53,447
Total Non-Current Liabilities		26,319	53,447	79,766
Total Liabilities		2,368,711	101,309	2,470,020
Net Assets		35,568,726	(101,309)	35,467,417
Equity				
Contributed equity	4(a)	54,716,220	-	54,716,220
Reserves	4(a)	-	1,397,460	1,397,460
Accumulated losses	4(a)(b)	(19,147,494)	(1,498,769)	(20,646,263)
Total Equity		35,568,726	(101,309)	35,467,417

Pharmaxis Ltd

Notes to and forming part of the financial statements

For the half-year ended 31 December 2005

Note 10 Explanation of transition to Australian equivalents to IFRSs

(2) Reconciliation of loss under previous AGAAP to loss under Australian equivalents to IFRSs (AIFRS)

(a) Reconciliation of loss for the half-year ended 31 December 2004

	Notes	Previous AGAAP	Effect of transition to AIFRS	AIFRS
Revenue from sale of goods		-	-	-
Cost of sales		-	-	-
Gross profit		-	-	-
Other revenue		711,043	-	711,043
Other income	4(b)	466,185	23,931	490,116
Other expenses from ordinary activities				
Research & development expenses	4(a)	(4,245,898)	(33,567)	(4,279,465)
Administration expenses	4(a)	(1,536,170)	(59,589)	(1,595,759)
Commercial expenses	4(a)	(319,991)	-	(319,991)
Profit / (loss) before related income tax expense		(4,924,831)	(69,225)	(4,994,056)
Income tax expense / (credit)		-	-	-
Net profit / (loss)		(4,924,831)	(69,225)	(4,994,056)

(b) Reconciliation of loss for the year ended 30 June 2005

	Notes	Previous AGAAP	Effect of transition to AIFRS	AIFRS
Revenue from sale of goods		-	-	-
Cost of sales		-	-	-
Gross profit		-	-	-
Other revenue		1,701,878	-	1,701,878
Other income	4(b)	1,172,262	47,862	1,220,124
Other expenses from ordinary activities				
Research & development expenses	4(a)	(9,154,524)	(115,064)	(9,269,588)
Administration expenses	4(a)	(3,104,882)	(29,259)	(3,134,141)
Commercial expenses	4(a)	(847,091)	(116,195)	(963,286)
Profit / (loss) before related income tax expense		(10,232,357)	(212,656)	(10,445,013)
Income tax expense / (credit)		-	-	-
Net profit / (loss)		(10,232,357)	(212,656)	(10,445,013)

Pharmaxis Ltd

Notes to and forming part of the financial statements

For the half-year ended 31 December 2005

Note 10 Explanation of transition to Australian equivalents to IFRSs

(3) Reconciliation of cash flow statement for the year ended 30 June 2005

The adoption of AIFRSs has not resulted in any material adjustments to the cash flow statement.

(4) Notes to the reconciliations

(a) Share-based payments

Under AASB 2 *Share-based Payment* from 1 July 2004 the Company is required to recognise an expense for those options that were issued to employees under the Pharmaxis Ltd Option Plan. The company has elected not to apply the exemption in relation to share options granted prior to 7th November 2002 and has recorded the appropriate expense for all options. The effect of this is:

(i) At 1 July 2004

There has been a decrease in retained earnings of \$1,136,941 and a corresponding increase in reserves.

(ii) At 31 December 2004

There has been a decrease in retained earnings of \$1,230,097 and a corresponding increase in reserves.

(iii) At 30 June 2005

There has been a decrease in retained earnings of \$1,397,460 and a corresponding increase in reserves.

(iv) For the half-year ended 31 December 2004

There has been an increase in employee benefits expense of \$93,156.

(v) For the year ended 30 June 2005

There has been an increase in employee benefits expense of \$260,518.

(b) Government grants

Under AIFRS, government grants for plant and equipment are recognised as deferred income and amortised into other income over the life of the related plant and equipment. The effect of this is:

(vi) At 1 July 2004

There has been an increase in net deferred research grants of \$149,171 and a corresponding decrease in retained earnings.

(vii) At 31 December 2004

There has been an increase in net deferred research grants of \$125,240 and a corresponding decrease in retained earnings.

(viii) At 30 June 2005

There has been an increase in net deferred research grants of \$101,309 and a corresponding decrease in retained earnings.

(ix) For the half-year ended 31 December 2004

There has been an increase in other revenue of \$23,931.

Pharmaxis Ltd

Notes to and forming part of the financial statements

For the half-year ended 31 December 2005

Note 10 Explanation of transition to Australian equivalents to IFRSs

(x) For the year ended 30 June 2005

There has been an increase in other revenue of \$47,862.

(c) Cash and cash equivalents

Under AIFRS, bank accepted commercial bills are classified as cash and cash equivalents. The effect of this is:

(xi) At 1 July 2004

There has been an increase in cash and cash equivalents of \$24,099,491 and a corresponding decrease in other financial assets.

(xii) At 31 December 2004

There has been an increase in cash and cash equivalents of \$37,653,966 and a corresponding decrease in other financial assets.

(xiii) At 30 June 2005

There has been an increase in cash and cash equivalents of \$32,454,645 and a corresponding decrease in other financial assets.

Pharmaxis Ltd

Directors' declaration

In the directors' opinion:

- a) the financial statements and notes set out on pages 6 to 23 are in accordance with the Corporations Act 2001, including:
 - (i) complying with Accounting Standards, the Corporations Regulations 2001 and other mandatory professional reporting requirements; and
 - (ii) giving a true and fair view of the company's financial position as at 31 December 2005 and of its performance, as represented by the results of its operations and its cash flows, for the six months ended on that date; and
- b) there are reasonable grounds to believe that the company will be able to pay its debts as and when they become due and payable.

This declaration is made in accordance with a resolution of the directors.



Alan D Robertson
Director

Sydney
9th February 2006

Independent review report to the members of Pharmaxis Ltd

Matters relating to the electronic presentation of the reviewed financial report

This review report relates to the financial report of Pharmaxis Ltd (the Company) for the half-year ended 31 December 2005 included on Pharmaxis' web site. The Company's directors are responsible for the integrity of the Company's web site. We have not been engaged to report on the integrity of this web site. The review report refers only to the financial report identified below. It does not provide an opinion on any other information which may have been hyperlinked to/from the financial report. If users of this report are concerned with the inherent risks arising from electronic data communications they are advised to refer to the hard copy of the reviewed financial report to confirm the information included in the reviewed financial report presented on this web site.

Statement

Based on our review, which is not an audit, we have not become aware of any matter that makes us believe that the financial report of Pharmaxis Ltd:

- does not give a true and fair view, as required by the *Corporations Act 2001* in Australia, of the financial position of Pharmaxis Ltd as at 31 December 2005 and of its performance for the half-year ended on that date, and
- is not presented in accordance with the *Corporations Act 2001*, Accounting Standard AASB 134: Interim Financial Reporting and other mandatory financial reporting requirements in Australia, and the *Corporations Regulations 2001*.

This statement must be read in conjunction with the rest of our review report.

Scope

The financial report and directors' responsibility

The financial report comprises the balance sheet, income statement, statement of changes in equity, cash flow statement, accompanying notes to the financial statements, and the directors' declaration for Pharmaxis Ltd, for the half-year ended 31 December 2005.

The directors of the company are responsible for the preparation and true and fair presentation of the financial report in accordance with the *Corporations Act 2001*. This includes responsibility for the maintenance of adequate accounting records and internal controls that are designed to prevent and detect fraud and error, and for the accounting policies and accounting estimates inherent in the financial report.

Review approach

We conducted an independent review in order for the company to lodge the financial report with the Australian Securities and Investments Commission. Our review was conducted in accordance with Australian Auditing Standards applicable to review engagements. For further explanation of a review, visit our website <http://www.pwc.com/au/financialstatementaudit>.

We performed procedures in order to state whether, on the basis of the procedures described, anything has come to our attention that would indicate that the financial report does not present fairly, in accordance with the *Corporations Act 2001*, Accounting Standard AASB 134: Interim Financial Reporting and other mandatory financial reporting requirements in Australia, a view which is consistent with our understanding of the company's financial position, and its performance as represented by the results of its operations and cash flows.

We formed our statement on the basis of the review procedures performed, which included:

- inquiries of company personnel and
- analytical procedures applied to financial data.

When this review report is included in a document containing the directors' report, our procedures include reading the director's report included with the financial report to determine whether it contains any material inconsistencies with the financial report.

These procedures do not provide all the evidence that would be required in an audit, thus the level of assurance provided is less than that given in an audit. We have not performed an audit, and accordingly, we do not express an audit opinion.


While we considered the effectiveness of management's internal controls over financial

reporting when determining the nature and extent of our procedures, our review was not designed to provide assurance on internal controls.


Our review did not involve an analysis of the prudence of business decisions made by directors or management.

Independence

In conducting our review, we followed applicable independence requirements of Australian professional ethical pronouncements and the *Corporations Act 2001*.



PricewaterhouseCoopers



WHB Seaton
Partner

Sydney
9 February 2006