

Hong Kong Exchanges and Clearing Limited and The Stock Exchange of Hong Kong Limited take no responsibility for the contents of this document, make no representation as to its accuracy or completeness and expressly disclaim any liability whatsoever for any loss howsoever arising from or in reliance upon the whole or any part of the contents of this document.



FIRST PACIFIC COMPANY LIMITED

第一太平

*(Incorporated with limited liability under the laws of Bermuda)
Website: <http://www.firstpacific.com>*

(Stock Code: 00142)

OVERSEAS REGULATORY ANNOUNCEMENT

(This overseas regulatory announcement is issued pursuant to Rule 13.09(2) of the Rules Governing the Listing of Securities on The Stock Exchange of Hong Kong Limited.)

Please refer to the attached filing made by Indofood Agri Resources Ltd. to the Singapore Stock Exchange, in relation to the disclosure made by its listed subsidiary, PT. PP London Sumatra Indonesia Tbk relating to its announcement on production statistics and sales volume for the first half ended 30th June 2010.

Dated this the 12th day of August, 2010

As at the date of this announcement, the board of directors of First Pacific Company Limited comprises the following directors:

Anthoni Salim, *Chairman*
Manuel V. Pangilinan, *Managing Director and CEO*
Edward A. Tortorici
Robert C. Nicholson
Ambassador Albert F. del Rosario
Napoleon L. Nazareno
Professor Edward K.Y. Chen*, *GBS, CBE, JP*

Tedy Djuhar
Ibrahim Risjad
Benny S. Santoso
Graham L. Pickles*
Sir David W.C. Tang*, *KBE*
Jun Tang*

**Independent Non-executive Directors*

[Print this page](#)


MISCELLANEOUS

** Asterisks denote mandatory information*

Name of Announcer *	INDOFOOD AGRI RESOURCES LTD.
Company Registration No.	200106551G
Announcement submitted on behalf of	INDOFOOD AGRI RESOURCES LTD.
Announcement is submitted with respect to *	INDOFOOD AGRI RESOURCES LTD.
Announcement is submitted by *	Mak Mei Yook
Designation *	Company Secretary
Date & Time of Broadcast	11-Aug-2010 18:28:14
Announcement No.	00156

>> ANNOUNCEMENT DETAILS

The details of the announcement start here ...

Announcement Title *	PT PP London Sumatra Indonesia Tbk ("Lonsum")'s Production Statistics and Sales Volume for 1H2010
Description	<p>The Board of Directors of Indofood Agri Resources Ltd wishes to announce that its listed subsidiary in the Indonesia Stock Exchange, Lonsum, has today released announcement on its production statistics & sales volume for the first half ended 30 June 2010.</p> <p>Please refer to the attached document.</p>
Attachments	<p> LSIP6M10OpsStat.pdf Total size = 1067K (2048K size limit recommended)</p>

[Close Window](#)



➤ **Operational Highlights (Tinjauan Operasional)**

Lonsum's CPO & palm kernel production volume in 2Q2010 improved compared to 1Q2010. However, the 6M2010 results were still below the same period last year principally due to heavy rainfall in South Sumatra during 1Q2010 that affected the FFB transportation.

FFB harvested from Nucleus estates reached 511,768 tons in 6M2010, or 1.6% lower compared to 520,213 tons in 6M2009. FFB purchased from Plasma and 3rd parties decreased by 20.4% to 170,579 tons, thus total FFB processed are 681,742 tons in 6M2010 or 2.1% below the same period last year. Nucleus FFB yield declined from 8.8 tons/ha in 6M2009 to 8.0 tons/ha in 6M2010.

Along with lower overall FFB processed, CPO production declined by 4.0% to 159,247 tons from 165,862 tons in 6M2009. Palm kernel (PK) production reached 40,459 tons or 3.5% lower compared to the same period last year. Oil extraction rate (OER) and Kernel extraction rate (KER) remained relatively stable at 23.4% and 5.9%, respectively in 6M2010.

Rubber production decreased 11.3% to 10,622 tons in 6M2010 compared to 11,973 tons in 6M2009, mainly due to less crop purchased from Plasma & 3rd parties.

Hasil produksi CPO & inti sawit Lonsum pada Kuartal II-2010 meningkat dibandingkan dengan Kuartal I-2010. Meski demikian, hasil Semester I-2010 masih lebih rendah dari periode yang sama tahun lalu terutama karena curah hujan yang tinggi di Sumatera Selatan selama Kuartal I-2010 yang berpengaruh pada pengangkutan TBS.

Hasil panen TBS Inti Lonsum mencapai 511.768 ton pada Semester I-2010, atau lebih rendah 1,6% dibandingkan dengan 520.213 ton pada Semester I-2009. TBS yang dibeli dari Plasma dan pihak ketiga turun 20,4% menjadi 170.579 ton, sehingga total TBS yang diproses turun 2,1% menjadi 681.742 ton pada Semester I-2010. Hasil panen Inti turun dari 8,8 ton/ha pada Semester I-2009 menjadi 8,0 ton/ha pada Semester I-2010.

Selaras dengan penurunan TBS yang diproses, produksi CPO turun 4,0% menjadi 159.247 ton dari 165.862 ton pada Semester I-2009. Produksi inti sawit (PK) mencapai 40.459 ton atau turun 3,5% dibandingkan dengan periode yang sama tahun lalu. Rendeman minyak sawit (OER) dan rendeman inti sawit (KER) relatif stabil yaitu masing-masing 23,4% dan 5,9% pada Semester I-2010.

Produksi karet turun 11,3% menjadi 10.622 ton pada Semester I-2010 dibandingkan dengan 11.973 ton di Semester I-2009, disebabkan oleh penurunan pembelian bokr dari Plasma dan pihak ke tiga.

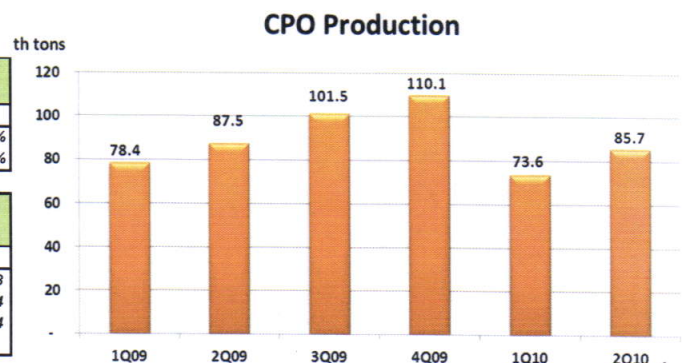
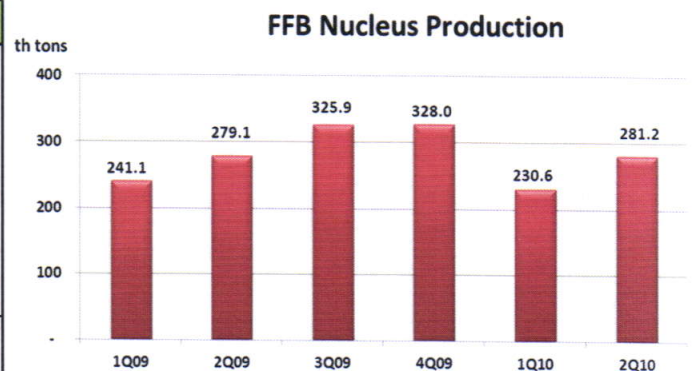
Production Volume (tons)	1Q 2010	2Q 2010	6M 2010	6M 2009	Growth %
FFB Harvested - NUCLEUS (TBS yang dipanen Inti)	230,599	281,169	511,768	520,213	(1.6)
FFB Purchased from PLASMA & 3rd Parties (Pembelian TBS dari Plasma & pihak ketiga)	83,581	86,998	170,579	214,277	(20.4)
Total FFB Processed (TBS yang diproses)	313,691	368,051	681,742	696,694	(2.1)
CPO (Crude Palm Oil)	73,585	85,661	159,247	165,862	(4.0)
PK (Palm Kernel)	18,845	21,613	40,459	41,946	(3.5)
Rubber*	5,696	4,926	10,622	11,973	(11.3)
Cocoa	82	430	512	1,004	(49.0)
Tea	396	394	790	611	29.2

* Rubber includes sheet and crumb rubber (dry tons)

* Karet terdiri dari karet lembaran dan bongkaran (ton kering)

Extraction Rate	Total		North Sumatra		South Sumatra & East Kalimantan	
	6M 2010	6M 2009	6M 2010	6M 2009	6M 2010	6M 2009
OER	23.4%	23.8%	24.0%	24.1%	22.7%	23.6%
KER	5.9%	6.0%	6.1%	6.3%	5.7%	5.8%

NUCLEUS YIELD (ton/ha)	Total		North Sumatra		South Sumatra & East Kalimantan	
	6M 2010	6M 2009	6M 2010	6M 2009	6M 2010	6M 2009
FFB	8.0	8.8	9.9	10.1	6.0	7.3
CPO	1.9	1.9	2.4	2.4	1.3	1.4
PK	0.5	0.5	0.6	0.6	0.3	0.4
Rubber	0.8	0.6				



➤ **Hectare Statement (Pernyataan Hektar)**

By the end of June 2010, the total planted area for Nucleus is 99,543 ha, of which 79% is oil palm, 17% is rubber, with the balance coming from other crops. By June 2010, new planting for Oil Palm is 75 ha, but the total oil palm planted area decreased mainly due to 675 ha of replanting activities in North Sumatra.

Pada akhir bulan Juni 2010, total areal inti yang dikelola adalah 99.543 ha, dengan komposisi 79% kebun sawit, 17% kebun karet dan sisanya adalah tanaman lain. Sampai pada bulan Juni 2010, penanaman baru untuk kelapa sawit adalah 75 ha, tetapi total areal tertanam kebun sawit berkurang terutama disebabkan oleh kegiatan penanaman kembali sebesar 675 ha di Sumatera Utara.

NUCLEUS Planted Area	June 2010			Dec 2009		
	Mature	Immature	Total (ha)	Mature	Immature	Total (ha)
Oil Palm	64,341	14,364	78,705	61,839	17,429	79,268
Rubber	13,388	3,756	17,144	12,854	4,476	17,330
Others	3,199	496	3,695	2,971	727	3,698
Total Planted Area	80,928	18,615	99,543	77,665	22,632	100,296

Plasma planted area is 36,083 ha: 89% is Oil Palm, 11% is Rubber.

➤ **Sales Performance (Kinerja Penjualan)**

Sales volume for all products improved in 2Q2010 compared to 1Q2010, although 6M2010 results still below the same period last year, except for oil palm seeds and tea. CPO sales volume for 6M2010 reached 159,257 tons or 3.0% lower compared to 164,265 tons in 6M2009, mainly due to lower CPO production. About 75% of the total CPO sales volume was sold to the parent company, PT SIMP, compared to 43% in 6M2009; on arms length commercial terms. Palm kernel products sales volume decreased 6.8% to 38,861 tons in 6M2010. Rubber sales volume decreased 13.1% to 9,725 tons in 6M2010 from 11,189 tons for the same period last year. "SumBio" oil palm seeds sales volume tripled from 1.8 million seeds in 6M2009 to 7.4 million seeds in 6M2010.

Volume penjualan untuk semua produk membaik di Kuartal II-2010 dibandingkan dengan Kuartal I-2010, meskipun hasil Semester I-2010 masih dibawah periode yang sama tahun lalu, kecuali untuk bibit sawit dan teh. Volume penjualan CPO pada Semester I-2010 mencapai 159.257 ton atau 3,0% lebih rendah dibandingkan 164.265 ton pada Semester I-2009, yang terutama disebabkan oleh penurunan produksi CPO. Sekitar 75% dari total volume penjualan CPO dijual ke induk perusahaan, PT SIMP, dibandingkan dengan 43% pada Semester I-2009 dengan syarat-syarat dan ketentuan komersial yang wajar. Volume penjualan produk inti sawit turun 6,8% menjadi 38.861 ton pada Semester I-2010. Volume penjualan karet turun sebesar 13,1% menjadi 9.725 ton pada Semester I-2010 dari 11.189 ton di periode yang sama tahun lalu. Volume penjualan bibit sawit "SumBio" meningkat tiga kali dari 1,8 juta bibit pada Semester I-2009 menjadi 7,4 juta bibit pada Semester I-2010.

Sales Volume	(tons / 000's seeds)				
	1Q 2010	2Q 2010	6M 2010	6M 2009	Growth %
Palm Product					
CPO	69,265	89,992	159,257	164,265	(3.0)
PK (PK,PKO,PKC)	16,060	22,801	38,861	41,692	(6.8)
Rubber	4,843	4,882	9,725	11,189	(13.1)
OP Seeds	3,443	3,930	7,373	1,798	310.2
Others					
Tea	368	463	831	663	25.4
Cocoa	89	316	405	849	(52.3)

