


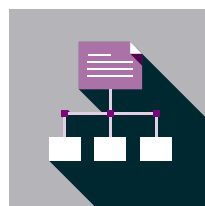






CHINA INTERNET
INVESTMENT FINANCE
HOLDINGS LIMITED
中國互聯網
投資金融集團
有限公司





| | |
|----|--|
| 1 | Chairman's Statement 主席報告 |
| 10 | Management Discussion and Analysis 管理層討論與分析 |
| 12 | Biographical Details of Directors and Chief Executive Officer 董事及行政總裁之個人資料 |
| 16 | Report on Review of Condensed Consolidated Financial Statements 簡明綜合財務報表之審閱報告 |
| 18 | Condensed Consolidated Statement of Profit or Loss 簡明綜合損益表 |
| 19 | Condensed Consolidated Statement of Profit or Loss and Other Comprehensive Income 簡明綜合損益及其他全面收益表 |
| 20 | Condensed Consolidated Statement of Financial Position 簡明綜合財務狀況報表 |
| 21 | Condensed Consolidated Statement of Changes in Equity 簡明綜合權益變動報表 |
| 22 | Condensed Consolidated Statement of Cash Flows 簡明綜合現金流量表 |
| 23 | Notes to the Condensed Consolidated Financial Statements 簡明綜合財務報表附註 |
| 38 | Other Information 其他資料 |
| 45 | Corporate Information 公司資料 |



CHAIRMAN'S STATEMENT 主席報告

CHAIRMAN'S STATEMENT

On behalf of the Board of Directors (the "Board"), I am pleased to present the interim report of China Internet Investment Finance Holdings Limited (the "Company") and its subsidiaries (the "Group") for the six months ended 30 June 2016. The Company is an investment company pursuant to Chapter 21 of the Rules Governing the Listing of Securities of The Stock Exchange of Hong Kong Limited (the "Listing Rules").

INTERIM DIVIDEND

The Board does not recommend the payment of an interim dividend for the period ended 30 June 2016 (2015: Nil).

KEY PERFORMANCE INDICATOR

The net asset value of the Group is considered as the significant financial indicator which can measure the development and performance of the Company's business. During the period, the net asset value of the Group changed from HK\$232.3 million to HK\$214.3 million. The decrease in net asset value of 7.7% was mainly attributable to the net fair value loss of the equity investment portfolio, which is in line with to the performance in the Hong Kong stock market for the same period. During the period, the Hang Seng Index, Hang Seng China Enterprises Index and GEM Board Index fell 5.1%, 9.8% and 15.8% respectively. The decrease was also mitigated by the increase in the Company's equity through a share placement during the period. The net asset value per share was HK\$0.565, which was calculated on the above net assets value and 379,181,250 ordinary shares of HK\$0.10 each in issue as at 30 June 2016.

主席報告

本人謹代表董事會(「董事會」)欣然提呈中國互聯網投資金融集團有限公司(「本公司」)及其附屬公司(統稱「本集團」)截至二零一六年六月三十日止六個月之中期報告。本公司為一間符合香港聯合交易所有限公司證券上市規則(「上市規則」)第21章之投資公司。

中期股息

董事會不建議就截至二零一六年六月三十日止期間派付中期股息(二零一五年:無)。

主要表現指標

本集團的資產淨值獲視為可衡量本公司的業務發展和表現的重要財務指標。期內,本集團的資產淨值由232,300,000港元轉為214,300,000港元。資產淨值減少7.7%,主要源自股本投資組合的公允值虧損淨額,此與香港股市同期的表現相符。期內,恒生指數、恒生中國企業指數和創業板指數分別下跌5.1%、9.8%和15.8%。減少之影響由期內進行配股令本公司權益增加而緩解。每股資產淨值為0.565港元,乃根據上述資產淨值以及於二零一六年六月三十日的379,181,250股每股面值0.10港元之已發行普通股計算。

FINANCIAL REVIEW

INVESTMENT PORTFOLIO REVIEW

Listed equity and listed debt securities

During the period, the Group's listed investment portfolio decreased from HK\$174.8 million to HK\$170.0 million, representing a decrease of about 2.7%, and it primarily comprised of investment in listed equity/debt securities. Investments which were classified as financial assets at fair value through profit or loss amounted to HK\$120.4 million (31 December 2015: HK\$154.3 million). Investments which were not held for trading were classified as available-for-sale financial assets. As at 30 June 2016, the available-for-sale financial assets comprised listed debt securities and amounted to about HK\$49.7 million (31 December 2015: HK\$20.5 million).

The Group has taken a conservative approach in rebalancing its investment portfolios. Typically, there is a negative correlation between the performance of equities and bonds. Thus, the Group's combination of stocks and bonds can ensure the enjoyment of the upside of the stocks. However, when the market uncertainty is high, the Group can reduce risks by shifting to investment in bonds and during the period, the Group has increased the bonds investment from HK\$20.5 million to HK\$49.7 million which represented about 29.2 % in the listed investment portfolio.

Unlisted investment

This represents the 30% equity interest in a HK company, Superb Kingdom Limited, which is primarily engaged in the sales of LED lighting products. The investment, classified as an associate, was stated at the amount of HK\$7.7 million (31 December 2015: HK\$9.8 million).

財務回顧

投資組合回顧

上市股本和上市債務證券

期內，本集團的上市投資組合主要由於上市股本／債務證券的投資組成，組合價值由174,800,000港元下降至170,000,000港元，減少約2.7%。分類為按公允值計入損益之金融資產之投資為120,400,000港元（二零一五年十二月三十一日：154,300,000港元）。並非持作買賣之投資乃分類為可供出售金融資產。於二零一六年六月三十日，可供出售金融資產由上市債務證券組成，達約49,700,000港元（二零一五年十二月三十一日：20,500,000港元）。

本集團採取穩健方針讓其投資組合再達致平衡。股票和債券的走勢通常背馳。因此，本集團結合股票和債券的投資方式可確保享有股票的升值潛力。然而，當市場充滿不確定因素時，本集團可通過轉向投資債券而降低風險，期內，本集團將債券投資由20,500,000港元增加至49,700,000港元，佔上市投資組合約29.2%。

非上市投資

此代表在香港公司超君有限公司之30%股權。超君主要從事LED照明產品銷售。此項投資已分類為聯營公司並按7,700,000港元（二零一五年十二月三十一日：9,800,000港元）列賬。





CHAIRMAN'S STATEMENT

主席報告

Investments

A list of the ten largest investments as at 30 June 2016 is disclosed as follows:

投資

於二零一六年六月三十日之十大投資清單乃披露如下：

| Name of equity/debt securities 股本／債務證券名稱 | Nature of business 業務性質 | Interest held 所持有之權益 (%) | Invested amount 投資額 HK\$000 千港元 | Carrying amount 賬面值 HK\$000 千港元 | Dividend/ interest received during the period 期內已收 股息／利息 HK\$000 千港元 |
|---|---|--------------------------------|--|--|--|
| <i>Listed equity securities 上市股本證券</i> | | | | | |
| Jete Power Holdings Limited 鑄能控股有限公司 | Manufacturing and trading of cast metal products 金屬鑄造零部件之生產及貿易 | 2.86 | 26,200 | 33,000 | — |
| Tech Pro Technology Development Limited 德普科技發展有限公司 | Manufacture and sale of LED lighting products and accessories, provision for energy efficiency projects, promotion and development of a professional football club and the provision of property subleasing and management services 製造及銷售LED照明產品及配件、提供節能項目、推廣及發展職業足球俱樂部以及提供物業分租及管理服務 | 0.15 | 25,185 | 25,351 | — |
| Future Bright Mining Holdings Limited 高鵬礦業控股有限公司 | Production and sale of marble and marble related products 生產及銷售大理石及大理石相關產品 | 1.36 | 14,567 | 12,480 | — |
| China Financial Leasing Group Limited 中國金融租賃集團有限公司 | Investments in listed and unlisted securities in Hong Kong and overseas 投資於香港及海外上市及非上市證券 | 3.86 | 19,574 | 10,800 | — |
| HSBC Holdings plc 滙豐控股有限公司 | Provision of international banking and financial services 提供國際銀行及金融服務 | 0.00 | 12,072 | 7,576 | 261 |
| Tencent Holdings Limited ("Tencent Holdings") 騰訊控股有限公司 (「騰訊控股」) | Provision of value added services and online advertising services to users in the PRC 在中國為用戶提供增值服務及網上廣告服務 | 0.00 | 4,840 | 7,044 | 19 |
| <i>Unlisted equity securities 非上市股本證券</i> | | | | | |
| Superb Kingdom Limited 超君有限公司 | Sale of LED lighting products 銷售LED照明產品 | 30.00 | 9,000 | 7,735 | — |
| <i>Listed debt securities 上市債務證券</i> | | | | | |
| Ping An Life Insurance Company of China, Ltd. ("Ping An Life Insurance") 中國平安人壽保險股份有限公司 (「中國平安人壽」) | note a 附註a | N/A 不適用 | 14,111 | 14,137 | — |
| Tencent Holdings 騰訊控股 | Provision of value added services and online advertising services to users in the PRC 在中國為用戶提供增值服務及網上廣告服務 | N/A 不適用 | 9,382 | 9,508 | 77 |
| China Overseas Grand Oceans Finance II (Cayman) Limited ("China Overseas Grand Oceans Finance") 中國海外宏洋財務II(開曼)有限公司 (「中國海外宏洋財務」) | note b 附註b | N/A 不適用 | 6,438 | 6,495 | 160 |

CHAIRMAN'S STATEMENT

主席報告

CHINA INTERNET
INVESTMENT FINANCE
HOLDINGS LIMITED
中國互聯網
投資金融集團
有限公司

Notes:

a. Ping An Life Insurance

Ping An Life Insurance is a 99.51% owned subsidiary of Ping An Insurance (Group) Company of China, Ltd. ("Ping An"). Ping An and its subsidiaries are principally engaged in the provision of integrated financial products and services in life insurance, property and casualty insurance, trust, securities, banking and other businesses.

b. China Overseas Grand Oceans Finance

China Overseas Grand Oceans Finance is a wholly owned subsidiary of China Overseas Grand Oceans Group Limited ("China Overseas Grand Oceans"). China Overseas Grand Oceans and its subsidiaries are principally engaged in property investment and development, property leasing and investment holding.

附註：

a. 中國平安人壽

中國平安人壽是中國平安保險(集團)股份有限公司(「中國平保」)擁有99.51%權益之附屬公司。中國平保及其附屬公司主要從事提供金融產品及服務，並專注於人身保險業務、財產保險業務、信託業務、證券業務、銀行業務以及其他業務。

b. 中國海外宏洋財務

中國海外宏洋財務為中國海外宏洋集團有限公司(「中國海外宏洋」)之全資附屬公司。中國海外宏洋及其附屬公司主要從事物業投資及發展、租賃物業及投資控股。





CHAIRMAN'S STATEMENT

主席報告

REVIEW OF OPERATIONS

Turnover

For the period ended 30 June 2016, the Group recorded a turnover of about HK\$40.6 million (2015: HK\$38.4 million), representing an increase of about 5.7% as compared to the corresponding period of last year.

Revenue

For the period ended 30 June 2016, the revenue of the Group was HK\$2.2 million (2015: HK\$1.0 million), comprising of dividend income from listed equity securities of about HK\$1.3 million (2015: HK\$0.6 million) and listed debts securities interest income of about HK\$0.9 million (2015: HK\$0.4 million).

Loss from operations

During the first half of 2016, the Hang Seng Index and the Hang Seng China Enterprises Index fell 5.1% and 9.8% respectively. Significant volatility exhibited in the renminbi and commodity prices added to the general losses suffered by the investors. In general, investor sentiment was weak amid volatility in overseas and Mainland markets. All of the above have dampened the market activity and trading in the stock market also decreased.

According to "Research report No. 59: Half-yearly review of the Global and Local Securities Markets" issued by the Securities Futures Commission on 15 July 2016, average daily turnover amounted to \$67.5 billion, 22% lower than the \$86.7 billion in the second half of 2015. In January 2016, the market fell on intensifying worries over Mainland economic slowdown. Concerns over a weakening Hong Kong dollar weighed on the market. The Hong Kong dollar hit an 8-year low at one point. Following gains in overseas and Mainland markets, the local market rebounded amid optimism about further stimulus measures by global central banks. The reserve requirement ratio cut by the People Bank of China in February 2016 and easing worries over interest rate hikes in the US improved the sentiment. In April 2016, the stock market fell again amid lingering concerns about the economic outlook in the Mainland and uncertainties about the timing of US rate hikes. In June 2016, the investors' sentiment was further affected by the UK's vote to exit the EU. Later, the market rebounded amid expectations over central banks' stimulus measures and speculation of the launch of Shenzhen-Hong Kong Stock Connect.

營運回顧

營業額

截至二零一六年六月三十日止期間，本集團錄得營業額約40,600,000港元（二零一五年：38,400,000港元），較去年同期增長約5.7%。

收益

截至二零一六年六月三十日止期間，本集團的收益為2,200,000港元（二零一五年：1,000,000港元），由上市股本證券之股息收入約1,300,000港元（二零一五年：600,000港元）及上市債務證券之利息收入約900,000港元（二零一五年：400,000港元）組成。

經營虧損

二零一六年上半年，恒生指數和恒生中國企業指數分別下跌5.1%和9.8%。人民幣及商品價格顯著波動，亦拖累投資表現。整體而言，面對海外及內地市場波動，投資者氣氛不振。以上所有因素均打擊市場活動，股市交投亦有所下降。

根據證券及期貨事務監察委員會於二零一六年七月十五日刊行之「研究論文 59：環球及香港證券市場半年回顧」，平均每日成交額為675億元，較二零一五年下半年的867億元下跌22%。二零一六年一月，市場因對內地經濟增長放緩的憂慮加深而下跌。市場對港元轉弱感到憂慮，令港股受壓。港元一度跌至八年以來的低位。隨著海外及內地股市上揚，市場對各地央行推出進一步刺激經濟措施感到樂觀，本地股市遂出現反彈。中國人民銀行在二零一六年二月下調了銀行存款準備金比率，及市場對美國加息的憂慮減退，均提振了市場氣氛。二零一六年四月，由於內地經濟前景持續令人關注，加上美國加息時機不明朗，股市再度下跌。二零一六年六月，英國公投決定退出歐盟，進一步影響市場氣氛。其後，市場預期各地央行將可能推出刺激經濟措施及揣測深港股票市場交易互聯互通機制（「深港通」）快將推行，令大市反彈。

CHAIRMAN'S STATEMENT

主席報告

CHINA INTERNET
INVESTMENT FINANCE
HOLDINGS LIMITED
中國互聯網
投資金融集團
有限公司

The loss from operations of approximately HK\$35.5 million (2015: profit from operations of HK\$19.7 million) was mainly attributable to the fluctuations in the unrealised fair value change arising from the period end re-measurement. In particular, the stock market performed exceptionally well in the first half of 2015 and consequently there was a net fair value gain of HK\$31.4 million as opposed to the net fair value loss of HK\$20.7 million by the end of June 2016 following the market turning bearish since the second half of 2015.

The administrative expenses increased to HK\$15.9 million (2015: HK\$12.5 million). The expenses mainly comprised of employment benefit expenses of about HK\$7.9 million (2015: HK\$7.7 million) and depreciation charge of fixed assets of about HK\$4.0 million (2015: HK\$1.1 million). The increase in depreciation charge was mainly due to the full period effect of depreciation charge for certain fixed assets. The other losses of about HK\$0.5 million (2015: other gains of about HK\$71,000) was mainly attributable to the unrealised exchange loss on listed debt securities denominated in United States dollars. During the period, the Group also incurred finance costs of about HK\$0.2 million for certain mortgage loan and finance lease, which were used to finance the acquisition of certain property, plants and equipments.

Share of results of an associate

It refers to the investment in Superb Kingdom Limited ("Superb Kingdom") which sells its products in Asia under a German brand of Segula. Currently, Superb Kingdom focuses on the businesses at casinos and five-star hotels in Macau and other Asian countries.

Because the gaming market in Macau has encountered great challenges, the orders flow for its LED lighting products was inevitably deferred. Moreover, there were certain claims caused by the quality issues of LED lighting bulbs mainly provided by a previous supplier. Consequently, the share of losses of Superb Kingdom was about HK\$1.5 million during the period.

Superb Kingdom is now working diligently to solicit certain new orders from its customers and together with the support from Segula GmbH, the owner of the brand. Superb Kingdom aims to increase its sales in the coming year.

經營虧損約為35,500,000港元(二零一五年:經營溢利19,700,000港元),主要是由於期末重新計量未變現公允值變動之波動所致。特別是,股市於二零一五年上半年的表現非常出色,因此錄得公允值收益淨額31,400,000港元,相對於自二零一五年下半年起股市下跌,於二零一六年六月底時錄得公允值虧損淨額20,700,000港元。

行政開支增加至15,900,000港元(二零一五年:12,500,000港元),主要是僱員福利開支約7,900,000港元(二零一五年:7,700,000港元)及固定資產折舊支出約4,000,000港元(二零一五年:1,100,000港元)。折舊支出增加,主要是因為若干固定資產折舊支出產生之整段期間影響所致。其他虧損約500,000港元(二零一五年:其他收益約71,000港元)主要源自以美元計值之上市債務證券之未變現匯兌虧損。期內,本集團就若干按揭貸款及融資租賃產生融資成本約200,000港元。該等項目為收購若干物業、廠房及設備提供資金。

應佔聯營公司業績

其指於超君有限公司(「超君」)之投資。超君以德國品牌Segula於亞洲銷售其產品。現時,超君專注於澳門及其他亞洲國家之娛樂場及五星級酒店客戶。

由於澳門博彩市場面對極大挑戰,客戶難免押後對超君之LED照明產品發出訂單。此外,主要由一名前供應商供應之LED照明燈泡的品質問題引起若干申索。因此,期內應佔超君之虧損約為1,500,000港元。

超君現正致力爭取若干客戶之新訂單,再加上品牌擁有人Segula GmbH的支持,超君力求在來年增加銷售。





CHAIRMAN'S STATEMENT

主席報告

UPDATE ON RECOVERY OF OUTSTANDING CONVERTIBLE NOTE ("CN") RECEIVABLES

The Group's lawyers have continued the recovery actions of the outstanding convertible note receivables which was in the amount of about RMB15 million as at 31 December 2015. Master Glory Holdings Limited ("Master Glory"), a subsidiary of the Company, commenced company winding up proceedings in the High Court of Hong Kong against Ascent Glory Holdings Limited which is the CN Issuer, and Grand Success Business Limited which is the CN guarantor, respectively. The hearing date of the petitions will be in September 2016.

In August 2016, Master Glory also issued a writ of summons in the Court of First Instance of Hong Kong against the individual guarantor for the above amount of net outstanding receivable.

PROSPECTS Market Outlook

The performance of the Hong Kong market continues to be affected by a combination of the Mainland factors and uncertainties in overseas markets. In the US, the timing of interest rate hikes remains uncertain. The US dollar may continue to strengthen, weighing on commodity prices. This may result in capital outflows from emerging markets, some of which rely strongly on commodity exports. Investors are also concerned about the impact of rising interest rates on the US and global economy. As higher volatility will likely continue in overseas and regional markets, the Hong Kong market is also affected.

In the Mainland, investor sentiment is fragile given mixed economic data and the volatile renminbi exchange rate. There are concerns that the renminbi might further depreciate amid worries about the Mainland's economic slowdown. Dimmed hopes for proactive government stimulus measures will likely continue to weigh on the market. Investors are also cautious about high bad debts and rising credit default risks which can affect the Mainland banking sector. All of these will continue to affect the outlook of the Hong Kong market, which is closely linked with the Mainland market. In Europe, economic recovery remains fragile and worries over deflation persist. It is uncertain as to what extent the supportive policy would be able to offset the impact of any future US interest rate hikes on the economy. If economic growth stalls, the financial health of some indebted EU nations may be affected. In addition, Brexit has intensified market volatility and created further political and economic uncertainties in Europe.

有關追討未償還可換股票據（「可換股票據」）應收款項之最新資料

本集團之律師繼續對於二零一五年十二月三十一日為數約人民幣15,000,000元之未償還可換股票據應收款項展開追收欠款行動。本公司之附屬公司Master Glory Holdings Limited（「Master Glory」）於香港高等法院分別對Ascent Glory Holdings Limited（其為可換股票據之發行人）及Grand Success Business Limited（其為可換股票據之擔保人）開展公司清盤程序。呈請之聆訊日期為二零一六年九月。

於二零一六年八月，Master Glory亦就上述金額之未償還應收款項淨額於香港原訟法庭對個人擔保人發出傳訊令狀。

前景 市場展望

港股表現繼續受到內地因素和海外市場不明朗因素影響。在美國，加息時間表仍然不明朗。美元可能繼續走強，令商品價格受壓，從而可能導致新興市場（當中部分市場極為依賴商品出口）出現資金外流。投資者亦擔心加息對美國和全球經濟的衝擊。由於海外及區內市場可能持續大幅波動，港股同樣受到影響。

在內地，鑑於經濟數據參差及人民幣匯率波動，投資者情緒變得脆弱。市場擔心內地經濟放緩，或會令人民幣進一步貶值。對政府積極推出刺激經濟措施的憧憬減退，或繼續令市場受壓。壞帳及信貸違約風險攀升，可能影響內地銀行業，亦令投資者變得審慎。以上種種均繼續影響到與內地市場息息相關的港股前景。在歐洲，經濟復甦仍然乏力，通縮陰霾揮之不去。支持政策能夠在多大程度上抵銷日後美國加息對經濟的衝擊，仍屬未知之數。若經濟增長停滯不前，某些負債的歐盟成員國的財政穩健性或會受到影響。此外，英國脫歐令市場波動加劇，亦為歐洲的政治及經濟形勢增添不明朗因素。

CHAIRMAN'S STATEMENT

主席報告

CHINA INTERNET
INVESTMENT FINANCE
HOLDINGS LIMITED
中國互聯網
投資金融集團
有限公司

Turning to the internet finance industry in the Mainland, the Group has decided to adopt a more cautious stance for considering the possible future investments there. In particular, the peer to peer (“P2P”) lending business has been subjected to close supervision and cleaning up by the relevant Chinese authorities. A task force made up of various departments under the State Council has started a rectification programme to clean up the internet finance industry since the second quarter of 2016. Specifically, local police, industry and commerce authorities have prohibited P2P companies from raising funds for their own projects or guaranteeing loans. However, the internet sector still provides abundant potential opportunities for investment.

Way Forward

The heightened uncertainty of the global economic outlook will add more volatility to global and local markets. The Group has adopted both the buy-and-hold strategy and trading strategy for the equity portfolio. The investment manager, Success Talent Investment Limited, also regularly reviews the portfolios in order to enhance our risk adjusted return performance.

Hong Kong's Securities and Futures Commission and the China Securities Regulatory Commission launched the Shanghai-Hong Kong Connect in 2014. The link, hailed as a major step in China's efforts to open up its capital market, allows foreign investors to place buy or sell orders for Shanghai's A-share market through brokers in Hong Kong. Chinese investors, meanwhile, are able to use mainland brokers to invest in Hong Kong's H-share market. The Shenzhen-Hong Kong connect is expected to be launched before the end of this year and this would open up mainland China's second-largest stock exchange in the same way. This can be seen as one of the key catalyst for improving the investor sentiment.

The Group plans to tap into the market opportunities by investing in the PRC private fund management business. In August, we entered into a non-legally binding letter of intent. Pursuant to which, the Group may invest in a Qianhai company to explore investment activities and opportunities in the PRC. The requisite registration as a private fund manager in the PRC may also be applied for. For details, please refer to the announcement dated 3 August 2016.

至於內地互聯網金融業方面，本集團已決定在考慮當地的可能未來投資時，取得將會更為謹慎。特別是，個人對個人（「P2P」）網絡信貸業務受到相關中國政府機關更密切的監督及整治。自二零一六年第二季度以來，國務院組織不同部委在全國範圍內啟動有關互聯網金融領域的專項整治。具體來說，地方公安、工商部門禁止P2P公司為本身的項目籌集資金或提供貸款擔保。然而，互聯網行業仍提供龐力的潛在投資機遇。

展望將來

環球經濟前景越趨不明朗，全球及本地股市因而會更為波動。本集團為股票組合採取買入並持有的策略和交易策略。投資經理成駿投資有限公司亦定期檢討本公司之組合，務求加強本公司風險調整回報之表現。

香港證券及期貨事務監察委員會和中國證券監督管理委員會於二零一四年開通滬港股票市場交易互聯互通機制。滬港通獲市場譽為中國致力開放資本市場的重要一步，允許外國投資者通過香港經紀商買賣上海A股。同時，中國投資者可通過國內經紀商投資香港H股市場。深港通預計將在今年年底前開通，這將以相同方式對外開放中國內地第二大證券交易所。這可視為提振投資市場氣氛的關鍵催化劑之一。

本集團計劃通過在中國私募基金管理業務的投資開拓市場機遇。於八月，我們訂立不具法律約束力的意向書。據此，本集團可能投資於一間前海公司以尋求於中國進行投資活動及探索機遇。亦可能進行所需之登記申請以於中國管理私募基金。詳情請參閱本公司日期為二零一六年八月三日之公佈。





CHAIRMAN'S STATEMENT

主席報告

Moreover, the Group will further invest in unlisted companies because their internal rate of return can be high. This can further diversify our portfolio by major asset classes. The Group also continues to enhance its capital base by fund-raising through the stock market, when appropriate. Subsequent to the balance sheet date, on 8 July 2016 the Company has allotted and issued 75,780,000 Placing Shares at HK\$0.35 per share. In order to further increase its financial strength, the Group will use the proceeds for working capital or potential investments.

APPRECIATION

On behalf of the Company, I would express my heartfelt gratitude towards all of the directors, management and staff members for their support and contribution to the Group. I sincerely hope that the new investment focus in the internet finance and investment sector can bring the performance of the Company to the next level.

On behalf of the Board
China Internet Investment
Finance Holdings Limited
Lam Man Chan
Chairman

Hong Kong, 29 August 2016

此外，本集團亦將進一步投資於非上市公司，因為其可有高內部回報率。有關投資可進一步分散本公司組合（按主要資產級別而論）。本集團亦於適當時候繼續透過於股市集資來提升資本基礎。於結算日後，於二零一六年七月八日，本公司配發及發行75,780,000股配售股份，每股作價0.35港元。為進一步增強財務實力，本集團將把有關所得款項用作營運資金或用於潛在投資。

致謝

本人謹代表本公司，由衷感謝董事同仁、管理層及員工對本集團的支持及貢獻。本人衷心希望互聯網金融及投資業之新投資重心可令本公司表現更上一層樓。

代表董事會
中國互聯網投資金融
集團有限公司
主席
林文燦

香港，二零一六年八月二十九日

MANAGEMENT DISCUSSION AND ANALYSIS

管理層討論與分析

CHINA INTERNET
INVESTMENT FINANCE
HOLDINGS LIMITED
中國互聯網
投資金融集團
有限公司

Financial resources and liquidity

As at 30 June 2016, the cash and bank balances amounted to approximately HK\$22.8 million (As at 31 December 2015: HK\$31.4 million) and the net current assets amounted to approximately HK\$133.2 million (31 December 2015: HK\$176.0 million). As at 30 June 2016, the Group had no capital commitment (31 December 2015: Nil).

Gearing ratio

As at 30 June 2016, the gearing ratio calculated as a percentage of total borrowings over equity attributable to owners of the Company was 5.5% (31 December 2015: 6%) and the ratio was maintained steadily.

Property, plant and equipment

As of 30 June 2016, the Group's property, plant and equipment amounted to approximately HK\$27.9 million (as at 31 December 2015: HK\$31.9 million).

Material acquisition and disposal

During the period, there were no significant acquisitions or disposals of principal subsidiaries.

Share option scheme

During the period, no share options had been granted, exercised, cancelled and lapsed and there are 8,060,000 shares options outstanding at 30 June 2016. On 11 July 2016, the Company granted 7,490,000 share options to certain directors and employees of the Company. There arose share-based payments of HK\$1,314,000 (2015: Nil), which have been recognized as equity settled share-based payments in the condensed consolidated statement of profit or loss for the six months ended 30 June 2016.

Exposure to foreign exchange

The investment portfolio primarily comprises listed equities in Hong Kong stock market and debt securities, and other funds are usually maintained in the banks. Majority of them are denominated in Hong Kong dollars or United States dollars. The Board considers the Group has no significant exposure to foreign exchange fluctuation at the balance sheet date.

流動資金與財務資源

於二零一六年六月三十日，現金及銀行結餘約為22,800,000港元（於二零一五年十二月三十一日：31,400,000港元）而流動資產淨值約為133,200,000港元（二零一五年十二月三十一日：176,000,000港元）。於二零一六年六月三十日，本集團並無資本承擔（二零一五年十二月三十一日：無）。

資本負債比率

於二零一六年六月三十日，按借貸總額除以本公司擁有人應佔權益計算之資本負債比率為5.5%（二零一五年十二月三十一日：6%）而該比率為保持穩定。

物業、廠房及設備

於二零一六年六月三十日，本集團之物業、廠房及設備約值27,900,000港元（於二零一五年十二月三十一日：31,900,000港元）。

重大收購及出售

期內，並無有關主要附屬公司之重大收購或出售。

購股權計劃

期內，並無授出購股權，亦無購股權獲行使、被註銷及失效；於二零一六年六月三十日有8,060,000份購股權為尚未行使。於二零一六年七月十一日，本公司向若干本公司之董事及僱員授出7,490,000份購股權。因此產生的股份付款1,314,000港元（二零一五年：無）乃於截至二零一六年六月三十日止六個月之簡明綜合損益表中確認為以股權償付之股份付款。

外匯風險

投資組合主要包括香港上市股本證券及債務證券，而其他資金一般存於銀行。大部分投資以港元或美元計值。董事會認為，本集團於結算日並無面對顯著外匯波動風險。





MANAGEMENT DISCUSSION AND ANALYSIS

管理層討論與分析

Capital structure

In February 2016, the Company issued a total of 63,192,000 ordinary shares with par value of HK\$0.10 each at a price of HK\$0.30 each, by way of a share placement. The net proceeds of about HK\$18.4 million will be used for the general working capital of the Group and for potential investments to be identified.

As at 30 June 2016, the Company's total number of issued shares was 379,181,250 (31 December 2015: 315,989,250 shares).

Subsequent to the balance sheet date, in July 2016, the Company issued a total of 75,780,000 ordinary shares with par value of HK\$0.10 each at a price of HK\$0.35 each, by way of a share placement. The net proceeds of about HK\$26 million will be used for the general working capital of the Group and for the potential investments to be identified.

Pledge of the company's assets

As at 30 June 2016, the office premises with a carrying amount of HK\$12.2 million (31 December 2015: HK\$12.5 million) was pledged for an instalment loan and the Group's obligations under a finance leases was secured by the Group's title to the leased assets, which had carrying amount of approximately HK\$11.6 million (31 December 2015: HK\$14.3 million).

Human resources

As at 30 June 2016, the Company has 27 employees (31 December 2015: 27), and all of them were in Hong Kong. The remuneration packages for the employees and the directors are in line with the prevailing market practice and are determined on the basis of performance and experience of each individual.

資本結構

二零一六年二月，本公司以配股方式按每股0.30港元之價格發行合共63,192,000股每股面值0.10港元之普通股。所得款項淨額約為18,400,000港元擬用作本集團一般營運資金及將予物色之潛在投資。

於二零一六年六月三十日，本公司之已發行股份總數為379,181,250股（二零一五年十二月三十一日：315,989,250股）。

於結算日後，本公司於二零一六年七月以配股方式按每股0.35港元之價格發行合共75,780,000股每股面值0.10港元之普通股。所得款項淨額約為26,000,000港元擬用作本集團一般營運資金及將予物色之潛在投資。

本公司的資產抵押

於二零一六年六月三十日，賬面值為12,200,000港元（二零一五年十二月三十一日：12,500,000港元）之辦公室物業已就一筆分期貸款而抵押，另外，本集團之融資租賃承擔以本集團賬面值約11,600,000港元（二零一五年十二月三十一日：14,300,000港元）之租賃資產所有權作抵押。

人力資源

於二零一六年六月三十日，本公司共有27名（二零一五年十二月三十一日：27名）僱員，彼等全部於香港工作。僱員及董事薪酬組合與現行市場慣例一致，並按各人之表現及經驗釐定。

BIOGRAPHICAL DETAILS OF DIRECTORS AND CHIEF EXECUTIVE OFFICER

董事及行政總裁之個人資料

CHAIRMAN AND NON-EXECUTIVE DIRECTOR

Dr. Lam Man Chan, aged 67, joined the Company on 11 February 2014. He has over 30 years of management experience and in depth knowledge of the electronics industry. He was graduated from the World Electric Engineering College in 1969. Dr. Lam holds an honorary degree of Doctor of Science from Armstrong University in the United States. He is currently the chairman of Ngai Lik Group Limited (“Ngai Lik”). He is responsible for the formulation of corporate strategy and overall direction of Ngai Lik. Dr. Lam has invested in different industries, including securities broking, finance business, hotel development, motor cycle business and properties investment. He was granted the Young Industrialist Awards of Hong Kong in 1994 and the World Outstanding Chinese Award in 2005. He was once a standing committee member of Qingyuan Region Committee of the Chinese People’s Political Consultative Conference (“CPPCC”) and a committee member of Guangdong Provincial Committee and Dongguan Regional Committee of CPPCC. Dr. Lam had been the chairman and executive director of Ngai Lik Industrial Holdings Limited (stock code: 00332), a company publicly listed on the Stock Exchange, during the period from 28 February 1992 to 11 January 2010. Dr. Lam is the husband of Ms. Ting Lai Ling who is the Project and Administration General Manager of the Company and a director of certain subsidiaries of the Company. Dr. Lam is the father of Ms. Lam Mee Yee who is the Chief Investment Officer of the Company.

EXECUTIVE DIRECTOR

Mr. Lee Kwok Leung, aged 62, joined the Company on 8 May 2014. He is a licensed person to carry out type 9 (asset management) regulated activity under the SFO. He has approximately 15 years of relevant experience by serving as one of the responsible officers of Success Talent Investments Limited (“Success Talent”), the investment manager of the Company, providing investment advisory services to and managing investment portfolios for professional/institutional investors mainly in Greater China and Hong Kong. Mr. Lee has strong experience in portfolio construction, portfolio management, risk assessment and investment due diligence. Furthermore, Mr. Lee was the managing director of BOCI Direct Management Limited from 1992 to 1999. In this private equity fund, he was responsible for the overall management of the fund.

主席兼非執行董事

林文燦博士，67歲，於二零一四年二月十一日加入本公司。彼擁有超過三十年管理經驗，對電子業有深厚認識。林博士在一九六九年畢業於世界電機工程學校，亦持有美國Armstrong University科學榮譽博士學位。林博士現任毅力集團有限公司（「毅力」）之主席，負責制定毅力的企業策略及整體方向。林博士亦曾在不同的行業，包括證券經紀、融資業務、酒店發展、電單車業務及物業投資方面擁有投資經驗。彼分別於一九九四年及二零零五年獲頒香港青年工業家獎及世界傑出華人獎項。林博士曾出任清遠市中國人民政治協商會議（「全國政協」）委員會常務會員及全國政協廣東省及東莞市委員會會員。林博士亦曾於一九九二年二月二十八日至二零一零年一月十一日止期間出任聯交所之公眾上市公司毅力工業集團有限公司（股份代號：00332）之主席及執行董事。林博士為丁麗玲女士之丈夫，丁麗玲女士為本公司項目及行政總經理及本公司若干附屬公司之董事。林博士為本公司投資總監林美儀女士之父親。

執行董事

李國樑先生，62歲，於二零一四年五月八日加入本公司。彼持有證券及期貨條例下第九類受規管活動（提供資產管理）的牌照。彼為本公司投資經理成駿投資有限公司（「成駿」）之其中一名負責人員，主要為大中華和香港的專業／機構投資者提供投資諮詢服務和管理投資組合而積累約十五年相關經驗。李先生擁有深厚的構建投資組合、投資組合管理、風險評估和投資盡職審查經驗。此外，李先生於一九九二年至一九九九年間曾任中銀投資管理有限公司的董事總經理。彼在此項私募基金中負責整體管理。





BIOGRAPHICAL DETAILS OF DIRECTORS AND CHIEF EXECUTIVE OFFICER

董事及行政總裁之個人資料

Currently, Mr. Lee is an executive director of Mayer Holdings Limited (stock code: 01116) and an independent nonexecutive director of Imperial Pacific International Holdings Limited (stock code: 01076), both companies publicly listed on the Stock Exchange.

INDEPENDENT NON-EXECUTIVE DIRECTORS

Dr. Ng Chi Yeung Simon, aged 58, joined the Company on 26 November 2013. Dr. Ng is a qualified solicitor in Hong Kong. He is a consultant of Rowland Chow, Chan & Company, a law firm in Hong Kong. Dr. Ng holds a bachelor degree from the Manchester Metropolitan University in the United Kingdom, a master degree in Chinese and Comparative Law, and a doctor degree in worship studies from the Robert Webber Institute for Worship Studies. Dr. Ng is also a Part-time Lecturer of the Department of Professional Legal Education of The University of Hong Kong. Dr. Ng is currently an independent non-executive director of two other publicly listed companies in Hong Kong, namely, Century Sage Scientific Holdings Limited (stock code: 01450) and Winfair Investment Company Limited (stock code: 00287).

He had once been an independent non-executive director of Kith Holdings Limited (now known as Tesson Holdings Limited) (stock code: 01201) and Long Success International (Holdings) Limited (stock code: 08017), each company publicly listed on the Stock Exchange, up to 1 July, 2014 and 18 October 2013 respectively.

Mr. Tam Yuk Sang Sammy, aged 53, joined the Company on 31 December 2013. He graduated from the Hong Kong Polytechnic University, is a fellow member of the Association of Chartered Certified Accountants and the Hong Kong Institute of Certified Public Accountants. He is currently the president of Essentack Limited, a corporate strategy and management advisory company. He is currently an independent non-executive director of Huajin International Holdings Limited (stock code: 02738), a company whose shares are listed on the Stock Exchange.

目前，李先生為美亞控股有限公司之執行董事（股份代號：01116）及博華太平洋國際控股有限公司（股份代號：01076）之獨立非執行董事（兩間均為聯交所之公眾上市公司）。

獨立非執行董事

吳志揚博士，58歲，於二零一三年十一月二十六日加入本公司。吳博士為香港之合資格律師。彼為鄒陳律師行（一家香港律師行）之顧問。吳博士持有英國Manchester Metropolitan University學士學位及中國法及比較法之法學碩士學位。彼亦持有美國韋柏崇拜研究學院(Robert Webber Institute for Worship Studies)崇拜學博士學位。吳博士為香港大學法律專業學系之兼任講師。吳博士目前亦為另外兩間香港公眾上市公司，即世紀睿科控股有限公司（股份代號：01450）及永發置業有限公司（股份代號：00287）之獨立非執行董事。

彼曾任聯交所之公眾上市公司僑威集團有限公司（現稱為天臣控股有限公司）（股份代號：01201）及百齡國際（控股）有限公司（股份代號：08017）之獨立非執行董事，分別直至二零一四年七月一日及二零一三年十月十八日為止。

譚旭生先生，53歲，於二零一三年十二月三十一日加入本公司。彼畢業於香港理工大學，為英國特許公認會計師公會及香港會計師公會資深會員。譚先生現任一間企業策略及管理顧問公司也思有限公司之總裁。彼現為股份於聯交所上市之公司華津國際控股有限公司（股份代號：02738）之獨立非執行董事。

BIOGRAPHICAL DETAILS OF DIRECTORS AND CHIEF EXECUTIVE OFFICER

董事及行政總裁之個人資料

He had once been an independent non-executive director of KEE Holdings Limited (stock code: 02011), Renheng Enterprise Holdings Limited (stock code: 03628), Kith Holdings Limited (now known as Tesson Holdings Limited) (stock code: 01201) and Long Success International (Holdings) Limited (stock code: 08017), each company publicly listed on the Stock Exchange, up to 17 February 2016, 31 October 2014, 1 July 2014 and 18 October 2013 respectively.

Ms. Florence Ng, aged 52, joined the Company on 31 December 2013. She is a solicitor of the Hong Kong Special Administrative Region. Ms. Ng holds a Bachelor of Arts degree from the San Francisco State University, a Bachelor of Laws degree from the University of London and a Master of Laws degree from the City University of Hong Kong. Ms. Ng has over 10 years of business management experience in the high-tech industry in Canada. Ms. Ng has held senior management positions in several computer and internet companies and she was responsible for general management and oversaw their operations of the sales, marketing and purchasing.

CHIEF EXECUTIVE OFFICER

Dr. Yeung Cheuk Kwong, aged 53, joined the Company on 7 July 2014. Dr. Yeung holds a Doctor degree of Business Administration from the City University of Hong Kong with a distinction award, a Master degree in Finance from the City University of Hong Kong with distinction, a Bachelor degree of Science (Economics) from the University of London, a Master degree in Corporate and Financial Law from the University of Hong Kong and a Bachelor degree of Laws from Manchester Metropolitan University.

彼曾任聯交所之公眾上市公司開易控股有限公司(股份代號: 02011)、仁恒實業控股有限公司(股份代號: 03628)、僑威集團有限公司(現稱為天臣控股有限公司)(股份代號: 01201)及百齡國際(控股)有限公司(股份代號: 08017)之獨立非執行董事, 分別直至二零一六年二月十七日、二零一四年十月三十一日、二零一四年七月一日及二零一三年十月十八日為止。

吳翠蘭女士, 52歲, 於二零一三年十二月三十一日加入本公司。彼為一名香港特別行政區律師。吳女士持有美國三藩市州立大學文學士學位、倫敦大學法律學士學位及香港城市大學法律碩士學位。吳女士於加拿大之高科技行業擁有逾十年之業務管理經驗。吳女士曾於數家電腦及互聯網公司擔任高級管理層職位, 負責一般管理及監督銷售、市場營銷及採購之業務。

行政總裁

楊卓光博士, 53歲, 於二零一四年七月七日加入本公司。楊博士持有香港城市大學工商管理博士學位及獲得研究成就獎、香港城市大學金融碩士學位(優等成績)、倫敦大學經濟學理學士學位、香港大學公司及金融法碩士學位及Manchester Metropolitan University法學士學位。





BIOGRAPHICAL DETAILS OF DIRECTORS AND CHIEF EXECUTIVE OFFICER

董事及行政總裁之個人資料

Dr. Yeung has held senior management positions for about 25 years. He has extensive experiences and knowledge in mergers and acquisitions, corporate finance, investment in various asset classes, such as fixed income securities and equities, as well as tax planning. Dr. Yeung is also a Certified Public Accountant (Practising) of the Hong Kong Institute of Certified Public Accountants, a Fellow Member of the Association of Chartered Certified Accountants, and an Associate Member of the Institute of Chartered Accountants in England and Wales. Since early 2016, Dr. Yeung has been one of the licensed representatives of Success Talent which carries out type 9 (asset management) regulated activities under the SFO.

Dr. Yeung was the executive director and chief financial officer of Great Wall Electronic International Limited (now known as EPI (Holdings) Limited) (stock code: 00689) from 1995 to 2000, a company publicly listed on the Stock Exchange. He was also the executive director, chief financial officer and company secretary of Ngai Lik Industrial Holdings Limited (now known as Yuan Heng Gas Holdings Limited) (stock code: 00332) from 2000 to 2010, a company publicly listed on the Stock Exchange. Dr. Yeung is currently a director of certain subsidiaries of Ngai Lik Group Limited, a private company controlled by Dr. Lam Man Chan, Chairman, Non-executive Director and the deemed substantial shareholder of the Company.

Dr. Yeung has also been an executive committee member of Hong Kong Electronics Industry Council under the Federation of Hong Kong Industries since 2015.

楊博士出任高級管理層職位約二十五年。彼於收購合併、企業融資、不同資產級別之投資(例如固定收入證券及股本)以及稅務策劃方面擁有豐富經驗及知識。楊博士亦為香港會計師公會之執業會計師、英國特許公認會計師公會之資深會員以及英國及威爾斯特許會計師公會之會員。楊博士亦自二零一六年初起出任成駿(根據證券及期貨條例可進行第9類(提供資產管理)受規管活動)之持牌代表之一。

楊博士於一九九五年至二零零零年期間曾任聯交所之公眾上市公司長城電子國際有限公司(現稱為長盈集團(控股)有限公司)(股份代號: 00689)之執行董事兼財務總監, 及於二零零零年至二零一零年期間曾任聯交所之公眾上市公司毅力工業集團有限公司(現稱為元亨燃氣控股有限公司)(股份代號: 00332)之執行董事、財務總監兼公司秘書。楊博士現時為毅力集團有限公司若干附屬公司之董事, 該公司為本公司主席、非執行董事及被視為本公司主要股東林文燦博士所控制之私人公司。

楊博士亦自二零一五年起於香港工業總會之香港電子業總會出任執行委員會之成員。

REPORT ON REVIEW OF CONDENSED CONSOLIDATED FINANCIAL STATEMENTS

簡明綜合財務報表之審閱報告

CHINA INTERNET
INVESTMENT FINANCE
HOLDINGS LIMITED
中國互聯網
投資金融集團
有限公司

Deloitte.

德勤

TO THE BOARD OF DIRECTORS OF CHINA INTERNET INVESTMENT FINANCE HOLDINGS LIMITED

(continued in the Bermuda with limited liability)

致中國互聯網投資金融集團有限公司董事會

(於百慕達存續之有限公司)

Introduction

We have reviewed the condensed consolidated financial statements set out on pages 18 to 37, which comprise the condensed consolidated statement of financial position of China Internet Investment Finance Holdings Limited (the “Company”) and its subsidiaries (collectively referred to as the “Group”) as of 30 June 2016 and the related condensed consolidated statement of profit or loss, statement of profit or loss and other comprehensive income, statement of changes in equity and statement of cash flows for the six-month period then ended, and certain explanatory notes. The Rules Governing the Listing of Securities on The Stock Exchange of Hong Kong Limited require the preparation of a report on interim financial information to be in compliance with the relevant provisions thereof and Hong Kong Accounting Standard 34 “Interim Financial Reporting” (“HKAS 34”) issued by the Hong Kong Institute of Certified Public Accountants. The directors of the Company are responsible for the preparation and presentation of these condensed consolidated financial statements in accordance with HKAS 34. Our responsibility is to express a conclusion on these condensed consolidated financial statements based on our review, and to report our conclusion solely to you, as a body, in accordance with our agreed terms of engagement, and for no other purpose. We do not assume responsibility towards or accept liability to any other person for the contents of this report.

緒言

本核數師已審閱列載於第18頁至第37頁中國互聯網投資金融集團有限公司(「貴公司」)及其附屬公司(統稱「貴集團」)的簡明綜合財務報表，其包括於二零一六年六月三十日的簡明綜合財務狀況報表與截至該日止六個月期間的相關簡明綜合損益表、損益及其他全面收益表、權益變動報表及現金流量表，以及若干說明附註。香港聯合交易所有限公司《證券上市規則》規定，有關中期財務資料之報告須根據其有關條文以及由香港會計師公會頒佈的香港會計準則第34號「中期財務報告」(「香港會計準則第34號」)而編製。

貴公司董事須負責根據香港會計準則第34號編製及列報簡明綜合財務報表。我們的責任是根據我們的審閱，對簡明綜合財務報表作出結論，並根據雙方協定的委聘條款，僅向董事會(作為一個團體)報告我們的結論，並不為任何其他目的。我們並不就本報告的內容對任何其他人士承擔任何義務或接受任何責任。





REPORT ON REVIEW OF CONDENSED CONSOLIDATED FINANCIAL STATEMENTS

簡明綜合財務報表之審閱報告

Scope of review

We conducted our review in accordance with Hong Kong Standard on Review Engagements 2410 “Review of Interim Financial Information Performed by the Independent Auditor of the Entity” issued by the Hong Kong Institute of Certified Public Accountants. A review of these condensed consolidated financial statements consists of making inquiries, primarily of persons responsible for financial and accounting matters, and applying analytical and other review procedures. A review is substantially less in scope than an audit conducted in accordance with Hong Kong Standards on Auditing and consequently does not enable us to obtain assurance that we would become aware of all significant matters that might be identified in an audit. Accordingly we do not express an audit opinion.

Conclusion

Based on our review, nothing has come to our attention that causes us to believe that the condensed consolidated financial statements are not prepared, in all material respects, in accordance with HKAS 34.

Deloitte Touche Tohmatsu
Certified Public Accountants
Hong Kong

29 August 2016

審閱範圍

我們已根據香港會計師公會頒佈的香港審閱委聘準則第2410號「實體的獨立核數師審閱中期財務資料」進行審閱。審閱簡明綜合財務報表包括主要向負責財務和會計事宜的人員進行查詢，並應用分析和其他審閱程序。審閱的範圍遠較根據香港審計準則進行審計的範圍為小，故不能令我們可保證我們將得悉在審計中可能發現的所有重大事項。因此，我們並無發表任何審計意見。

結論

按照我們審閱的結果，我們並無發現任何事項，令我們相信簡明綜合財務報表在各重大方面未有根據香港會計準則第34號而編製。

德勤•關黃陳方會計師行
執業會計師
香港

二零一六年八月二十九日

CONDENSED CONSOLIDATED STATEMENT OF PROFIT OR LOSS

簡明綜合損益表

For the six months ended 30 June 2016 截至二零一六年六月三十日止六個月

CHINA INTERNET
INVESTMENT FINANCE
HOLDINGS LIMITED
中國互聯網
投資金融集團
有限公司

RESULTS

The Board of Directors (the “Board”) of China Internet Investment Finance Holdings Limited (“the Company”) announced the unaudited interim result of the Company and its subsidiaries (the “Group”) for the six months ended 30 June 2016, with comparative figures for the corresponding periods in 2015. These condensed consolidated interim financial statements have not been audited, but have been reviewed by Deloitte Touche Tohmatsu, in accordance with Hong Kong Standard on Review Engagements 2410 “Review of Interim Financial Information Performed by the Independent Auditor of the Entity” issued by the Hong Kong Institute of Certified Public Accountants and, by the Audit Committee of the Company.

業績

中國互聯網投資金融集團有限公司(「本公司」)董事會(「董事會」)公佈本公司及其附屬公司(「本集團」)截至二零一六年六月三十日止六個月之未經審核中期業績及二零一五年同期之比較數字。此等簡明綜合中期財務報表未經審核，惟已由德勤•關黃陳方會計師行按照香港會計師公會頒佈的香港審閱聘用準則第2410號「公司獨立核數師審閱中期財務資料」審閱以及由本公司審核委員會審閱。

| | | Six months ended 30 June 截至六月三十日止六個月 | | |
|--|-----------------------|---|---|----------|
| | | 2016 二零一六年 HK\$'000 千港元 (Unaudited) (未經審核) | 2015 二零一五年 HK\$'000 千港元 (Unaudited) (未經審核) (Restated) (重列) | |
| | | Notes 附註 | | |
| Turnover – gross proceeds | 營業額 – 所得款項總額 | 4 | 40,582 | 38,368 |
| Revenue | 收益 | 4 | 2,211 | 1,031 |
| Net fair value change on financial assets at fair value through profit or loss | 按公允值計入損益之金融資產之公允值變動淨額 | 5 | (20,723) | 31,355 |
| Other income | 其他收入 | | 13 | 315 |
| Other gains or losses | 其他收益或虧損 | 6 | (504) | 71 |
| Administrative expenses | 行政開支 | | (15,940) | (12,464) |
| Other operating expenses | 其他經營開支 | | (590) | (657) |
| (Loss) profit from operations | 經營(虧損)溢利 | | (35,533) | 19,651 |
| Finance costs | 融資成本 | 7 | (205) | (50) |
| Share of results of an associate | 應佔聯營公司業績 | | (1,522) | – |
| (Loss) profit before income tax | 除稅前(虧損)溢利 | | (37,260) | 19,601 |
| Income tax expense | 所得稅開支 | 9 | – | – |
| (Loss) profit for the period | 期內(虧損)溢利 | 8 | (37,260) | 19,601 |
| (Loss) profit for the period attributable to the owners of the Company | 本公司擁有人應佔期內(虧損)溢利 | | (37,260) | 19,601 |
| (Loss) earnings per share attributable to the owners of the Company (HK cents) | 本公司擁有人應佔每股(虧損)盈利(港仙) | | | |
| – Basic and diluted | – 基本及攤薄 | 10 | (10.11) | 7.44 |





CONDENSED CONSOLIDATED STATEMENT OF PROFIT OR LOSS AND OTHER COMPREHENSIVE INCOME

簡明綜合損益及其他全面收益表

For the six months ended 30 June 2016 截至二零一六年六月三十日止六個月

| | | Six months ended 30 June 截至六月三十日止六個月 | |
|--|-------------------------|---|---|
| | | 2016 二零一六年 HK\$'000 千港元 (Unaudited) (未經審核) | 2015 二零一五年 HK\$'000 千港元 (Unaudited) (未經審核) |
| (Loss) profit for the period | 期內(虧損)溢利 | (37,260) | 19,601 |
| Other comprehensive income for the period: | 期內其他全面收益： | | |
| Items that may be reclassified subsequently to profit or loss: | 其後可重新分類至損益之項目： | | |
| Change in fair value of available-for-sale financial assets | 可供出售金融資產的公允值變動 | 856 | (86) |
| Reclassification of available-for-sale fair value reserve upon impairment loss recognised | 因已確認減值虧損而將可供出售公允值儲備重新分類 | — | 314 |
| Other comprehensive income for the period | 期內其他全面收益 | 856 | 228 |
| Total comprehensive (loss) income for the period | 期內全面(虧損)收益總額 | (36,404) | 19,829 |
| Total comprehensive (loss) income for the period attributable to the owners of the Company | 本公司擁有人應佔期內全面(虧損)收益總額 | (36,404) | 19,829 |

CONDENSED CONSOLIDATED STATEMENT OF FINANCIAL POSITION

簡明綜合財務狀況報表

As at 30 June 2016 於二零一六年六月三十日

CHINA INTERNET
INVESTMENT FINANCE
HOLDINGS LIMITED
中國互聯網
投資金融集團
有限公司

| | | Notes 附註 | As at 30 June 2016 於二零一六年 六月三十日 HK\$'000 千港元 (Unaudited) (未經審核) | As at 31 December 2015 於二零一五年 十二月三十一日 HK\$'000 千港元 (Audited) (經審核) |
|---|-------------------|-------------|---|--|
| ASSETS | 資產 | | | |
| Non-current assets | 非流動資產 | | | |
| Property, plant and equipment | 物業、廠房及設備 | 11 | 27,919 | 31,851 |
| Intangible asset | 無形資產 | | 120 | 120 |
| Available-for-sale financial assets | 可供出售金融資產 | 12 | 49,658 | 20,484 |
| Interest in an associate | 於聯營公司之權益 | 13 | 7,735 | 9,813 |
| | | | 85,432 | 62,268 |
| Current assets | 流動資產 | | | |
| Financial assets at fair value through profit or loss | 按公允值計入損益之金融資產 | 14 | 120,382 | 154,291 |
| Other receivables, prepayments and deposits | 其他應收款項、預付款項及按金 | | 2,073 | 1,819 |
| Cash and bank balances | 現金及銀行結餘 | | 22,773 | 31,426 |
| | | | 145,228 | 187,536 |
| Assets classified as held for sale | 分類為持作出售之資產 | 15 | - | 5,900 |
| | | | 145,228 | 193,436 |
| Total assets | 資產總值 | | 230,660 | 255,704 |
| EQUITY | 權益 | | | |
| Equity attributable to the owners of the Company | 本公司擁有人應佔權益 | | | |
| Share capital | 股本 | 16 | 37,918 | 31,599 |
| Reserves | 儲備 | | 176,398 | 200,701 |
| Total equity | 權益總額 | | 214,316 | 232,300 |
| LIABILITIES | 負債 | | | |
| Current liabilities | 流動負債 | | | |
| Other payables and accruals | 其他應付款項及應計開支 | | 4,451 | 9,680 |
| Secured bank loan | 有抵押銀行貸款 | | 4,295 | 4,518 |
| Obligation under a finance lease | 融資租賃承擔 | | 3,303 | 3,245 |
| | | | 12,049 | 17,443 |
| Non-current liability | 非流動負債 | | | |
| Obligation under a finance lease | 融資租賃承擔 | | 4,295 | 5,961 |
| Total liabilities | 負債總額 | | 16,344 | 23,404 |
| Total equity and liabilities | 權益及負債總額 | | 230,660 | 255,704 |
| Net current assets | 流動資產淨值 | | 133,179 | 175,993 |
| Total assets less current liabilities | 資產總值減流動負債 | | 218,611 | 238,261 |





CONDENSED CONSOLIDATED STATEMENT OF CHANGES IN EQUITY

簡明綜合權益變動報表

For the six months ended 30 June 2016 截至二零一六年六月三十日止六個月

| | | Attributable to the owners of the Company 本公司擁有人應佔 | | | | | | |
|---|--------------------------|---|-------------------------|-------------------------|------------------------------|---------------------------------------|-------------------------|-----------------------|
| | | Share capital | Share premium | Contributed surplus | Share-based payments reserve | Available-for-sale fair value reserve | Accumulated losses | Total |
| | | 股本 HK\$'000 千港元 | 股份溢價 HK\$'000 千港元 | 繳入盈餘 HK\$'000 千港元 | 股份付款儲備 HK\$'000 千港元 | 可供出售 公允價值儲備 HK\$'000 千港元 | 累計虧損 HK\$'000 千港元 | 總計 HK\$'000 千港元 |
| At 1 January 2015 | 於二零一五年一月一日 | 26,333 | 258,382 | 124,404 | - | (153) | (156,215) | 252,751 |
| Profit for the period | 期內溢利 | - | - | - | - | - | 19,601 | 19,601 |
| Other comprehensive income (loss) for the period: | 期內其他全面收益(虧損): | | | | | | | |
| Items that may be reclassified subsequently to profit or loss: | 其後可重新分類至損益之項目: | | | | | | | |
| Change in fair value of available-for-sale financial assets | 可供出售金融資產的公允價值變動 | - | - | - | - | (86) | - | (86) |
| Reclassification of available-for-sale fair value reserve upon impairment loss recognised | 因已確認減值虧損而將可供出售公允價值儲備重新分類 | - | - | - | - | 314 | - | 314 |
| Total comprehensive income for the period | 期內全面收益總額 | - | - | - | - | 228 | 19,601 | 19,829 |
| At 30 June 2015 (Unaudited) | 於二零一五年六月三十日(未經審核) | 26,333 | 258,382 | 124,404 | - | 75 | (136,614) | 272,580 |
| At 1 January 2016 | 於二零一六年一月一日 | 31,599 | 20,870 | 225,806 | 1,185 | 61 | (47,221) | 232,300 |
| Loss for the period | 期內虧損 | - | - | - | - | - | (37,260) | (37,260) |
| Other comprehensive income (loss) for the period: | 期內其他全面收益(虧損): | | | | | | | |
| Items that may be reclassified subsequently to profit or loss: | 其後可重新分類至損益之項目: | | | | | | | |
| Change in fair value of available-for-sale financial assets | 可供出售金融資產的公允價值變動 | - | - | - | - | 856 | - | 856 |
| Total comprehensive income(loss) for the period | 期內全面收益(虧損)總額 | - | - | - | - | 856 | (37,260) | (36,404) |
| Proceeds from placing of new shares | 配售新股份之所得款項 | 6,319 | 12,638 | - | - | - | - | 18,957 |
| Issuing expenses of placing of new shares | 配售新股份之發行開支 | - | (537) | - | - | - | - | (537) |
| At 30 June 2016 (Unaudited) | 於二零一六年六月三十日(未經審核) | 37,918 | 32,971 | 225,806 | 1,185 | 917 | (84,481) | 214,316 |

CONDENSED CONSOLIDATED STATEMENT OF CASH FLOWS

簡明綜合現金流量表

For the six months ended 30 June 2016 截至二零一六年六月三十日止六個月

CHINA INTERNET
INVESTMENT FINANCE
HOLDINGS LIMITED
中國互聯網
投資金融集團
有限公司

| | | Six months ended 30 June 截至六月三十日止六個月 | |
|--|---------------|---|---|
| | | 2016 二零一六年 HK\$'000 千港元 (Unaudited) (未經審核) | 2015 二零一五年 HK\$'000 千港元 (Unaudited) (未經審核) |
| Net cash used in operating activities | 經營業務動用之現金淨額 | 3,480 | (59,338) |
| INVESTING ACTIVITIES | 投資業務 | | |
| Purchase of available-for-sales investment | 購買可供出售投資 | (28,676) | (29,789) |
| Other investing cash flows | 其他投資現金流量 | (46) | (12,924) |
| Net cash used in investing activities | 投資業務動用之現金淨額 | (28,722) | (42,713) |
| FINANCING ACTIVITIES | 融資業務 | | |
| Proceeds from placing of new shares | 配售新股份之所得款項 | 18,957 | — |
| Issuing expenses of placing of new shares | 配售新股份之發行開支 | (537) | — |
| Other financing cash flows | 其他融資現金流量 | (1,831) | 4,738 |
| Net cash generated from financing activities | 融資業務產生之現金淨額 | 16,589 | 4,738 |
| Net decrease in cash and cash equivalents | 現金及現金等值物減少淨額 | (8,653) | (97,313) |
| Cash and cash equivalents at the beginning of the period | 期初之現金及現金等值物 | 31,426 | 104,330 |
| Cash and cash equivalents at the end of the period | 期終之現金及現金等值物 | 22,773 | 7,017 |
| Analysis of balances of cash and cash equivalents | 現金及現金等值物之結餘分析 | | |
| Cash and bank balances | 現金及銀行結餘 | 22,773 | 7,017 |





NOTES TO THE CONDENSED CONSOLIDATED FINANCIAL STATEMENTS

簡明綜合財務報表附註

For the six months ended 30 June 2016 截至二零一六年六月三十日止六個月

1. BASIS OF PREPARATION

The condensed consolidated financial statements for the six months ended 30 June 2016 have been prepared in accordance with Hong Kong Accounting Standard 34 “Interim Financial Reporting” issued by the Hong Kong Institute of Certified Public Accountants (the “HKICPA”) and the disclosure requirements of Appendix 16 to the Rules Governing the Listing of Securities on The Stock Exchange of Hong Kong Limited (the “Stock Exchange”).

The condensed consolidated financial statements are presented in Hong Kong dollars (“HK\$”) and all values are rounded to the nearest thousand unless otherwise indicated.

2. SIGNIFICANT ACCOUNTING POLICIES

The condensed consolidated financial statements have been prepared under the historical cost basis except for certain financial instruments, which are carried at fair values, as appropriate.

The accounting policies and methods of computation used in the Interim Financial Statements are consistent with those adopted in the preparation of the Group’s annual financial statements for the year ended 31 December 2015 except for the change in relation to presentation of revenue as described below.

The Group’s previously presented the proceeds from disposal of trading securities in a gross basis as turnover, while the cost of sales on trading securities is either the cost brought forward from last year or the purchase cost if such trading securities are acquired during the period. The management considers it is more appropriate to present net fair value change on financial assets at fair value through profit or loss separately. Instead, the dividend income and listed debts securities interest income are reclassified as revenue. In addition, the Group presents the total gross proceeds from disposal of trading securities together with the dividend and interest income as the additional information. The effect of the changes described above on the preceding interim periods by line items presented in the condensed consolidated statement of profit or loss is as follows:

1. 編製基準

截至二零一六年六月三十日止六個月之簡明綜合財務報表乃根據香港會計師公會（「香港會計師公會」）頒佈之香港會計準則第34號「中期財務報告」以及香港聯合交易所有限公司（「聯交所」）證券上市規則附錄十六之披露規定而編製。

簡明綜合財務報表以港元（「港元」）呈列，及所有金額均四捨五入至最接近之千位數，另有註明者除外。

2. 主要會計政策

簡明綜合財務報表已按照歷史成本法編製，惟若干金融工具按公允值列賬除外。

中期財務報表所用之會計政策及計算方法與本集團編製截至二零一五年十二月三十一日止年度之年度財務報表所採用者一致，惟下文所述之有關呈列收益之變動除外。

本集團過去以總額基準呈列出售交易證券之所得款項為營業額，而交易證券之銷售成本則按承前自去年之成本或購買成本（若有關交易證券是於期內購入）計算。管理層認為將按公允值計入損益之金融資產之公允值變動淨額分開呈列更為合適。取而代之的是，股息收入及上市債務證券之利息收入乃重新分類為收益。此外，本集團將出售交易證券之合計所得款項總額聯同股息及利息收入呈列作額外資料。上述變動對簡明綜合損益表中按分項方式呈列之前中期期間的影響如下：

NOTES TO THE CONDENSED CONSOLIDATED FINANCIAL STATEMENTS

簡明綜合財務報表附註

For the six months ended 30 June 2016 截至二零一六年六月三十日止六個月

CHINA INTERNET
INVESTMENT FINANCE
HOLDINGS LIMITED
中國互聯網
投資金融集團
有限公司

2. SIGNIFICANT ACCOUNTING POLICIES (Continued)

2. 主要會計政策(續)

| | | Six months ended 30 June 截至六月三十日止六個月 | | |
|---|-------------------------------|---|------------------------|-------------|
| | | 2015 | Increase (decrease) | 2015 |
| | | 二零一五年 | 增加(減少) | 二零一五年 |
| | | HK\$'000 | HK\$'000 | HK\$'000 |
| | | 千港元 | 千港元 | 千港元 |
| | | (Unaudited) | | (Unaudited) |
| | | (未經審核) | | (未經審核) |
| | | (originally stated) | | (restated) |
| | | (原列) | | (重列) |
| Revenue | 收益 | – | 1,031 | 1,031 |
| Turnover – gross proceeds from disposal of listed equity securities | 營業額—出售上市股本 證券之所得款項總額 | 37,337 | (37,337) | – |
| Cost of equity securities disposed of | 售出股本證券成本 | (29,269) | 29,269 | – |
| Net fair value change on financial assets at fair value through profit or loss | 按公允值計入損益之 金融資產之 公允值變動淨額 | 23,287 | 8,068 | 31,355 |
| Dividend income | 股息收入 | 644 | (644) | – |
| Listed debt securities interest income | 上市債務證券之利息收入 | 387 | (387) | – |

In the current interim period, the Group has applied, for the first time, the following amendments to Hong Kong Financial Reporting Standards (“HKFRSs”) (which include all Hong Kong Financial Reporting Standards, Hong Kong Accounting Standards (“HKASs”) and Interpretations) issued by the HKICPA that are relevant for the preparation of the Group’s condensed consolidated financial statements:

於本中期期間，本集團首次應用以下由香港會計師公會頒佈並與編製本集團簡明綜合財務報表有關之香港財務報告準則（「香港財務報告準則」，包括所有香港財務報告準則、香港會計準則（「香港會計準則」）及詮釋）之修訂。





NOTES TO THE CONDENSED CONSOLIDATED FINANCIAL STATEMENTS

簡明綜合財務報表附註

For the six months ended 30 June 2016 截至二零一六年六月三十日止六個月

2. SIGNIFICANT ACCOUNTING POLICIES (Continued)

| | |
|--|--|
| Amendments to HKFRS 10, HKFRS 12 and HKAS 28 | Investment entities: Applying the consolidation exception |
| Amendments to HKFRS 11 | Accounting for acquisitions of interests in joint operations |
| Amendments to HKAS 1 | Disclosure initiative |
| Amendments to HKAS 16 and HKAS 38 | Clarification of Acceptable Methods of Depreciation and Amortisation |
| Amendments to HKAS 16 and HKAS 41 | Agriculture: Bearer Plants |
| Amendments to HKFRSs | Annual Improvement to HKFRSs 2012-2014 Cycle |

The application of the above amendments to HKFRSs in current interim period has had no material effect on the amounts reported in these condensed consolidated financial statements and/or disclosures set out in these condensed consolidated financial statements.

3. SEGMENT INFORMATION

The Group's principal activity is investment in equity and debt instruments. In prior period, two reportable operating segments, including listed and unlisted investments, were presented. In the current period, effective from 1 January 2016, for management purposes, the Group's business activity is organised into one single segment, investment holding. For the purpose of resources allocation and assessment of performance, the management regularly reviews and manages the Group's investment portfolio, including financial assets at fair value through profit or loss and available-for-sale financial assets. Information regularly provided to the management mainly includes fair value of the respective investees and the investment income, no further discrete financial information were provided. The Group's financial assets and other investments holdings are managed and evaluated on a portfolio basis. Therefore no separate segment information is presented by the Group.

The Group's segment result by geographical areas are not presented for the period ended 30 June 2016 as significant transactions are mainly based in Hong Kong.

2. 主要會計政策(續)

| | |
|---|----------------------------|
| 香港財務報告準則第10號、香港財務報告準則第12號及香港會計準則第28號之修訂 | 投資實體：應用綜合入賬之例外情況 |
| 香港財務報告準則第11號之修訂 | 收購共同營運權益之會計處理 |
| 香港會計準則第1號之修訂 | 披露措施 |
| 香港會計準則第16號及香港會計準則第38號之修訂 | 澄清可接受之折舊及攤銷方法 |
| 香港會計準則第16號及香港會計準則第41號之修訂 | 農業：生產性植物 |
| 香港財務報告準則之修訂 | 二零一二年至二零一四年週期之香港財務報告準則年度改進 |

本中期期間應用以上香港財務報告準則之修訂對本簡明綜合財務報表所報告之金額及／或本簡明綜合財務報表所載之披露並無重大影響。

3. 分部資料

本集團之主要業務活動為投資於股本及債務工具。於上期間乃呈列兩個可呈報經營分部(包括上市及非上市投資)。於本期間，由二零一六年一月一日起，就管理目的而言，本集團之業務活動劃分為一個單一分部—投資控股。就資源分配及評估表現而言，管理層定期審視及管理本集團之投資組合，包括按公允值計入損益之金融資產及可供出售金融資產。定期向管理層提供之資料主要包括相關接受投資公司之公允值及投資收入而並無提供進一步的獨立財務資料。本集團之金融資產及其他投資持股乃以組合基準管理及評估。因此本集團並無呈列獨立的分部資料。

本集團並無呈列按地理區域劃分之截至二零一六年六月三十日止期間分部業績，因為相關的主要交易是主要基於香港。

NOTES TO THE CONDENSED CONSOLIDATED FINANCIAL STATEMENTS

簡明綜合財務報表附註

For the six months ended 30 June 2016 截至二零一六年六月三十日止六個月

CHINA INTERNET
INVESTMENT FINANCE
HOLDINGS LIMITED
中國互聯網
投資金融集團
有限公司

4. TURNOVER-GROSS PROCEEDS AND REVENUE

Gross proceeds represents investment income of the Group and the gross proceeds from disposal of held-for-trading equity securities, as follows:

4. 營業額—所得款項總額及收益

所得款項總額代表本集團之投資收入以及出售持作買賣之股本證券之所得款項總額，現呈列如下：

| | | Six months ended 30 June 截至六月三十日止六個月 | |
|---|----------------------|---|---|
| | | 2016 二零一六年 HK\$'000 千港元 (Unaudited) (未經審核) | 2015 二零一五年 HK\$'000 千港元 (Unaudited) (未經審核) (Restated) (重列) |
| Gross proceeds from disposal of held-for-trading listed equity securities | 出售持作買賣之上市股本證券之所得款項總額 | 38,371 | 37,337 |
| Dividend income from listed equity securities | 上市股本證券之股息收入 | 1,351 | 644 |
| Interest income from listed debt securities | 上市債務證券之利息收入 | 860 | 387 |
| | | 40,582 | 38,368 |

Revenue represents dividend income and interest income. An analysis of the Group's revenue for the period is as follows:

收益代表股息收入及利息收入。本集團於期內之收益分析如下：

| | | Six months ended 30 June 截至六月三十日止六個月 | |
|---|-------------|---|---|
| | | 2016 二零一六年 HK\$'000 千港元 (Unaudited) (未經審核) | 2015 二零一五年 HK\$'000 千港元 (Unaudited) (未經審核) |
| Dividend income from listed equity securities | 上市股本證券之股息收入 | 1,351 | 644 |
| Interest income from listed debt securities | 上市債務證券之利息收入 | 860 | 387 |
| | | 2,211 | 1,031 |





NOTES TO THE CONDENSED CONSOLIDATED FINANCIAL STATEMENTS

簡明綜合財務報表附註

For the six months ended 30 June 2016 截至二零一六年六月三十日止六個月

5. NET FAIR VALUE CHANGE ON FINANCIAL ASSETS AT FAIR VALUE THROUGH PROFIT OR LOSS

5. 按公允值計入損益之金融資產之公允值變動淨額

| | | Six months ended 30 June 截至六月三十日止六個月 | |
|---|-----------------------|--|--|
| | | 2016 二零一六年 HK\$' 000 千港元 (Unaudited) (未經審核) | 2015 二零一五年 HK\$' 000 千港元 (Unaudited) (未經審核) (Restated) (重列) |
| Net realised (loss) gain on listed equity securities | 上市股本證券之已變現(虧損)收益淨額 | (6,460) | 8,068 |
| Net unrealised fair value (loss) gain on listed equity securities | 上市股本證券之未變現公允值(虧損)收益淨額 | (14,263) | 23,287 |
| | | (20,723) | 31,355 |

6. OTHER GAINS OR LOSSES

6. 其他收益或虧損

| | | Six months ended 30 June 截至六月三十日止六個月 | |
|--|---------------|--|--|
| | | 2016 二零一六年 HK\$' 000 千港元 (Unaudited) (未經審核) | 2015 二零一五年 HK\$' 000 千港元 (Unaudited) (未經審核) |
| Exchange loss | 匯兌虧損 | (504) | (15) |
| Impairment loss on available-for-sale financial assets | 可供出售金融資產之減值虧損 | — | (314) |
| Recovery of impairment loss on other receivable | 收回其他應收款項之減值虧損 | — | 400 |
| | | (504) | 71 |

NOTES TO THE CONDENSED CONSOLIDATED FINANCIAL STATEMENTS

簡明綜合財務報表附註

For the six months ended 30 June 2016 截至二零一六年六月三十日止六個月

CHINA INTERNET
INVESTMENT FINANCE
HOLDINGS LIMITED
中國互聯網
投資金融集團
有限公司

7. FINANCE COSTS

7. 融資成本

| | | Six months ended 30 June 截至六月三十日止六個月 | |
|---------------------------------|------------|---|---|
| | | 2016 二零一六年 HK\$'000 千港元 (Unaudited) (未經審核) | 2015 二零一五年 HK\$'000 千港元 (Unaudited) (未經審核) |
| Interest on a secured bank loan | 有抵押銀行貸款之利息 | (55) | (50) |
| Interest on a finance lease | 融資租賃之利息 | (150) | - |
| | | (205) | (50) |

8. (LOSS) PROFIT FOR THE PERIOD

The Group's (loss) profit for the period is arrived at after charging (crediting):

8. 期內(虧損)溢利

本集團期內(虧損)溢利乃經扣除(計入)下列項目而得出：

| | | Six months ended 30 June 截至六月三十日止六個月 | |
|---|------------------------------|---|---|
| | | 2016 二零一六年 HK\$'000 千港元 (Unaudited) (未經審核) | 2015 二零一五年 HK\$'000 千港元 (Unaudited) (未經審核) |
| Depreciation | 折舊 | 3,979 | 1,108 |
| Bank interest income | 銀行利息收入 | (13) | (315) |
| Minimum lease payment under operating leases: - property rental | 經營租約項下之 最低租賃付款： - 物業租金 | 42 | - |
| Staff costs: | 員工成本： | | |
| Employee benefits expenses: | 僱員福利開支： | | |
| Directors' emoluments | 董事酬金 | 1,655 | 1,991 |
| Salaries and allowances | 薪金及津貼 | 6,125 | 5,581 |
| Mandatory provident fund contributions | 強制性公積金供款 | 146 | 100 |
| | | 7,926 | 7,672 |





NOTES TO THE CONDENSED CONSOLIDATED FINANCIAL STATEMENTS

簡明綜合財務報表附註

For the six months ended 30 June 2016 截至二零一六年六月三十日止六個月

9. INCOME TAX EXPENSE

No Hong Kong Profits Tax is provided as there is no estimated assessable profit for the six months ended 30 June 2016.

No provision for Hong Kong Profits Tax was made as the estimated assessable profits for the six months ended 30 June 2015 was fully offset by tax losses brought forward.

10. (LOSS) EARNINGS PER SHARE

The calculation of the basic (loss) earnings per share is based on the loss for the period attributable to the owners of the Company of approximately HK\$37,260,000 (six months ended 30 June 2015: profit of approximately HK\$19,601,000) and the weighted average number of ordinary shares of 368,417,778 ordinary shares (six months ended 30 June 2015: 263,327,250 ordinary shares).

As at 30 June 2016 the outstanding share options of the Company have not been taken into account in the calculation of the weighted average number of ordinary share because the exercise price of these options is higher than the average share price during the period.

For the period ended 30 June 2015, there were no potential ordinary share in issue and the diluted earnings per share were equivalent to the basic earnings per share.

11. PROPERTY, PLANT AND EQUIPMENT

During the six months ended 30 June 2016, the capital expenditure for acquisition of property, plant and equipment was approximately HK\$47,000 (six months ended 30 June 2015: HK\$1,380,000).

9. 所得稅開支

由於截至二零一六年六月三十日止六個月並無估計應課稅溢利，故並無就香港利得稅作出撥備。

由於截至二零一五年六月三十日止六個月之估計應課稅溢利已被承前稅項虧損所悉數抵銷，因此並無作出香港利得稅撥備。

10. 每股(虧損)盈利

每股基本(虧損)盈利乃按本公司擁有人應佔期內虧損約37,260,000港元(截至二零一五年六月三十日止六個月：溢利約19,601,000港元)及普通股加權平均數368,417,778股普通股(截至二零一五年六月三十日止六個月：263,327,250股普通股)計算。

於二零一六年六月三十日，由於本公司尚未行使購股權之行使價高於期內平均股價，故計算普通股加權平均數時並無計及本公司尚未行使購股權。

截至二零一五年六月三十日止期間並無潛在已發行普通股，而每股攤薄盈利相等於每股基本盈利。

11. 物業、廠房及設備

於截至二零一六年六月三十日止六個月，購置物業、廠房及設備之資本開支約為47,000港元(截至二零一五年六月三十日止六個月：1,380,000港元)。

NOTES TO THE CONDENSED CONSOLIDATED FINANCIAL STATEMENTS

簡明綜合財務報表附註

For the six months ended 30 June 2016 截至二零一六年六月三十日止六個月

CHINA INTERNET
INVESTMENT FINANCE
HOLDINGS LIMITED
中國互聯網
投資金融集團
有限公司

12. AVAILABLE-FOR-SALE FINANCIAL ASSETS

| | | As at 30 June 2016 於二零一六年 六月三十日 HK\$' 000 千港元 (Unaudited) (未經審核) | As at 31 December 2015 於二零一五年 十二月三十一日 HK\$' 000 千港元 (Audited) (經審核) |
|------------------------|--------|--|---|
| Listed debt securities | 上市債務證券 | | |
| – Hong Kong | – 香港 | 49,658 | 20,484 |

During the six months ended 30 June 2016, additional debt securities acquired was approximately HK\$28,676,000 (six months ended 30 June 2015: HK\$29,789,000).

於截至二零一六年六月三十日止六個月，所收購之額外債務證券約為28,676,000港元(截至二零一五年六月三十日止六個月：29,789,000港元)。

13. INTEREST IN AN ASSOCIATE

| | | As at 30 June 2016 於二零一六年 六月三十日 HK\$' 000 千港元 (Unaudited) (未經審核) | As at 31 December 2015 於二零一五年 十二月三十一日 HK\$' 000 千港元 (Audited) (經審核) |
|---|---------------|--|---|
| Unlisted equity, at cost (Note) | 非上市股本，按成本(附註) | 9,000 | 9,556 |
| Share of post-acquisition (loss) profit | 應佔收購後(虧損)溢利 | (1,265) | 257 |
| | | 7,735 | 9,813 |

Note:

During the period, the contingent consideration of HK\$556,000, previously provided and included in other payables as at 31 December 2015 was reversed because the vendor could not fulfill all the conditions for the guaranteed return for the financial year ended 31 March 2015 as stipulated in the sale and purchase agreements.

附註：

期內，556,000港元之或然代價(以往已作撥備並計入二零一五年十二月三十一日之其他應付款項)予以撥回，原因為賣方無法達成買賣協議所訂明截至二零一五年三月三十一日止財政年度之保證回報之所有條件。





NOTES TO THE CONDENSED CONSOLIDATED FINANCIAL STATEMENTS

簡明綜合財務報表附註

For the six months ended 30 June 2016 截至二零一六年六月三十日止六個月

14. FINANCIAL ASSETS AT FAIR VALUE THROUGH PROFIT OR LOSS

14. 按公允值計入損益之金融資產

| | | As at 30 June 2016 於二零一六年 六月三十日 HK\$'000 千港元 (Unaudited) (未經審核) | As at 31 December 2015 於二零一五年 十二月三十一日 HK\$'000 千港元 (Audited) (經審核) |
|---|--------------------|---|--|
| Listed equity, held-for-trading, at fair value | 上市股本，持作買賣， 按公允值 | | |
| – Hong Kong | – 香港 | 120,382 | 154,015 |
| – Australia | – 澳洲 | – | 276 |
| | | 120,382 | 154,291 |

Fair values of listed equity securities are primarily based on their quoted prices (unadjusted) in active markets.

上市股本證券之公允值乃主要按活躍市場報價(未經調整)釐定。

15. ASSETS CLASSIFIED AS HELD FOR SALE

15. 分類為持作出售之資產

| | | As at 30 June 2016 於二零一六年 六月三十日 HK\$'000 千港元 (Unaudited) (未經審核) | As at 31 December 2015 於二零一五年 十二月三十一日 HK\$'000 千港元 (Audited) (經審核) |
|--|--------|---|--|
| At the beginning of the period/year | 於期初／年初 | 5,900 | 5,900 |
| Disposal | 出售 | (5,900) | – |
| At the end of the period/year | 於期終／年終 | – | 5,900 |

In March 2016, after certain approval of the change in shareholding of 北京華寶時代國際設備租賃有限公司(“北京華寶”) was obtained, the Group recognised the disposal of the entire 30% equity interest in 北京華寶.

於二零一六年三月，就北京華寶時代國際設備租賃有限公司(「北京華寶」)之股權變更取得若干批准後，本集團已確認出售於北京華寶之全部30%股本權益一事。

NOTES TO THE CONDENSED CONSOLIDATED FINANCIAL STATEMENTS

簡明綜合財務報表附註

For the six months ended 30 June 2016 截至二零一六年六月三十日止六個月

CHINA INTERNET
INVESTMENT FINANCE
HOLDINGS LIMITED
中國互聯網
投資金融集團
有限公司

16. SHARE CAPITAL

16. 股本

| | | Number of Ordinary shares 普通股數目 '000 千股 (Unaudited) (未經審核) | Nominal value of ordinary shares 普通股面值 HK\$'000 千港元 (Unaudited) (未經審核) |
|--|--|---|--|
| Authorised: | 法定： | | |
| At 1 January 2015 at HK\$0.01 each | 於二零一五年一月一日， 每股面值0.01港元 | 20,000,000 | 200,000 |
| At 31 December 2015 (audited), 1 January 2016 and 30 June 2016 (unaudited) at HK\$0.10 each | 於二零一五年十二月三十一日(經審核)、 二零一六年一月一日及 二零一六年六月三十日(未經審核)， 每股面值0.10港元 | 2,000,000 | 200,000 |
| Issued and fully paid: | 已發行及繳足： | | |
| At 1 January 2015 | 於二零一五年一月一日 | 2,633,273 | 26,333 |
| Share consolidation (Note a) | 股份合併(附註a) | (2,369,946) | - |
| Placing of new shares (Note b) | 配售新股份(附註b) | 52,662 | 5,266 |
| At 31 December 2015 (audited) and 1 January 2016 | 於二零一五年十二月三十一日(經審核) 及二零一六年一月一日 | 315,989 | 31,599 |
| Placing of new shares (Note c) | 配售新股份(附註c) | 63,192 | 6,319 |
| At 30 June 2016 (unaudited) | 於二零一六年六月三十日(未經審核) | 379,181 | 37,918 |

Notes:

- With effect from 16 March 2015, the Company consolidated its shares on the basis that every ten issued and unissued shares of HK\$0.01 each were consolidated into one consolidated share of HK\$0.10 each. Further details were mainly set out in the circular dated 25 February 2015 and announcement dated 13 March 2015.
- In August 2015, the Company issued a total of 52,662,000 ordinary shares with par value of HK\$0.10 each at a price of HK\$0.51 each. Further details were mainly set out in the announcement dated 3 August 2015.
- In February 2016, the Company issued a total of 63,192,000 ordinary shares with par value of HK\$0.10 each at a price of HK\$0.30 each. Further details were mainly set out in the announcement dated 1 February 2016.

附註：

- 由二零一五年三月十六日起，本公司進行股份合併，基準為每十股每股面值0.01港元之已發行及未發行股份已合併為一股每股面值0.10港元之合併股份。進一步詳情主要載於日期為二零一五年二月二十五日之通函及日期為二零一五年三月十三日之公佈。
- 於二零一五年八月，本公司按每股0.51港元之價格發行合共52,662,000股每股面值0.10港元之普通股。進一步詳情主要載於日期為二零一五年八月三日之公佈。
- 於二零一六年二月，本公司按每股0.30港元之價格發行合共63,192,000股每股面值0.10港元之普通股。進一步詳情主要載於日期為二零一六年二月一日之公佈。





NOTES TO THE CONDENSED CONSOLIDATED FINANCIAL STATEMENTS

簡明綜合財務報表附註

For the six months ended 30 June 2016 截至二零一六年六月三十日止六個月

17. NET ASSETS VALUE PER SHARE

The calculation of net assets value per share is based on the net assets of approximately HK\$214,316,000 (31 December 2015: HK\$232,300,000) and 379,181,250 (31 December 2015: 315,989,250) ordinary shares in issue as at 30 June 2016. The net assets value per share as at 30 June 2016 is HK\$0.565 (31 December 2015: HK\$0.735).

18. COMMITMENTS UNDER OPERATING LEASES

As lessee

The Group had total future minimum lease payments under a non-cancellable operating lease falling due as follows:

Within one year

一年內

251

–

19. FAIR VALUE MEASUREMENT OF FINANCIAL INSTRUMENTS

The variables and assumptions used in computing the fair value of the share options are based on the directors' best estimate. Changes in variables and assumptions may result in changes in the fair value of the options.

The expected volatility is based on the historical volatility (calculated based on the expected life of the share options), adjusted for any expected changes to future volatility due to public available information. Expected dividends are based on historical dividends.

17. 每股資產淨值

每股資產淨值乃根據於二零一六年六月三十日之資產淨值約214,316,000港元(二零一五年十二月三十一日: 232,300,000港元)及379,181,250股(二零一五年十二月三十一日: 315,989,250股普通股)之已發行普通股計算。於二零一六年六月三十日之每股資產淨值為0.565港元(二零一五年十二月三十一日: 0.735港元)。

18. 經營租賃承擔

作為承租人

本集團根據一項不可撤銷經營租賃有於以下時間到期之未來最低租賃付款總額如下:

| As at 30 June 2016 於二零一六年 六月三十日 HK\$'000 千港元 (Unaudited) (未經審核) | As at 31 December 2015 於二零一五年 十二月三十一日 HK\$'000 千港元 (Audited) (經審核) |
|---|--|
| 251 | – |

19. 金融工具之公允值計量

計算購股權公允值所使用的變量及假設乃基於董事之最佳估計。變量及假設之變動可能導致購股權公允值出現變動。

預期波幅是基於以往波幅(根據購股權之預期年期計算)並且就因應公開資料而對未來波幅之任何預期轉變作出調整而得出。預期股息是基於以往股息而得出。

NOTES TO THE CONDENSED CONSOLIDATED FINANCIAL STATEMENTS

簡明綜合財務報表附註

For the six months ended 30 June 2016 截至二零一六年六月三十日止六個月

CHINA INTERNET
INVESTMENT FINANCE
HOLDINGS LIMITED
中國互聯網
投資金融集團
有限公司

19. FAIR VALUE MEASUREMENT OF FINANCIAL INSTRUMENTS (Continued)

Some of the Group's financial assets are measured at fair value at the end of each reporting period. The following table gives information about how the fair values of these financial assets are determined (in particular, the valuation technique(s) and inputs used), as well as the level of the fair value hierarchy into which the fair value measurements are categorised (levels 1 to 3) based on the degree to which the inputs to the fair value measurements are observable.

- Level 1 fair value measurements are those derived from quoted prices (unadjusted) in active market for identical assets;
- Level 2 fair value measurements are those derived from inputs other than quoted prices included within Level 1 that are observable for the asset, either directly (i.e. as prices) or indirectly (i.e. derived from prices); and
- Level 3 fair value measurements are those derived from valuation techniques that include inputs for the asset that are not based on observable market data (unobservable inputs).

19. 金融工具之公允值計量(續)

本集團若干金融資產於各報告期末以公允值計量。下表載列有關如何釐定該等金融資產的公允值(特別是所使用的估值技術及輸入數據),以及根據公允值計量的輸入數據的可觀察程度將公允值計量分類(第一級至第三級)的公允值等級的資料。

- 第一級公允值計量乃自相同的資產於活躍市場的報價(未經調整)得出;
- 第二級公允值計量乃自資產可直接(即作為價格)或間接(即自價格得出)觀察的輸入數據(第一級計入的報價除外)得出;及
- 第三級公允值計量乃自包括並非根據可觀察市場數據(不可觀察的輸入數據)的資產的輸入數據的估值技術得出。





NOTES TO THE CONDENSED CONSOLIDATED FINANCIAL STATEMENTS

簡明綜合財務報表附註

For the six months ended 30 June 2016 截至二零一六年六月三十日止六個月

19. FAIR VALUE MEASUREMENT OF FINANCIAL INSTRUMENTS (Continued)

19. 金融工具之公允值計量(續)

| Financial assets 金融資產 | | Fair value as at 公允值 | | Fair value hierarchy 公允值等級 | Valuation technique(s) and key input(s) 估值技術及主要輸入數據 |
|--|----------------------------|--|---|----------------------------------|---|
| | | 30 June 2016 於二零一六年 六月三十日 HK\$'000 千港元 (Unaudited) (未經審核) | 31 December 2015 於二零一五年 十二月三十一日 HK\$'000 千港元 (Audited) (經審核) | | |
| Financial assets at fair value through profit or loss (note a) | 按公允值計入損益之 金融資產 (附註a) | 120,382 | 154,015 | Level 1 第一級 | Quoted prices (unadjusted) in an active market 活躍市場的報價 (未經調整) |
| Available-for-sale financial assets – Listed debt securities (note b) | 可供出售金融資產 – 上市債務證券 (附註b) | 49,658 | 20,484 | Level 1 第一級 | Quoted prices (unadjusted) in an active market 活躍市場的報價 (未經調整) |
| Financial assets at fair value through profit or loss (note c) | 按公允值計入損益之 金融資產 (附註c) | – | 276 | Level 3 第三級 | Market-based approach Key inputs: Prices of other similar companies or interest in companies 市場法 主要輸入數據: 其他類似公司或 公司權益之價格 |

Notes:

- The amounts represent listed equity securities in Hong Kong.
- The amounts represent listed debt securities in Hong Kong.

附註:

- 有關金額代表香港上市股本證券。
- 有關金額代表香港上市債務證券。

NOTES TO THE CONDENSED CONSOLIDATED FINANCIAL STATEMENTS

簡明綜合財務報表附註

For the six months ended 30 June 2016 截至二零一六年六月三十日止六個月

CHINA INTERNET
INVESTMENT FINANCE
HOLDINGS LIMITED
中國互聯網
投資金融集團
有限公司

19. FAIR VALUE MEASUREMENT OF FINANCIAL INSTRUMENTS (Continued)

Notes: (Continued)

- c. The amounts represent listed equity securities in Australia. For the financial assets at fair value through profit or loss which the fair value hierarchy is Level 3, an increase in the market prices used in isolation would result in an increase in the fair value measurement of its fair value, and vice versa. A 10% increase in the market price holding all other variables constant would increase the carrying amount of its fair value by HK\$28,000.

The net fair value change arising from the remeasurement of the listed available-for-sale financial assets are recognised in available-for-sale fair value reserve in other comprehensive income.

Reconciliation of Level 3 fair value measurements of financial assets

Financial assets at fair value through profit or loss

19. 金融工具之公允值計量(續)

附註：(續)

- c. 有關金額代表澳洲上市股本證券。對於公允值等級屬第三級之按公允值計入損益之金融資產而言，僅市場價格上升將令到其公允值之公允值計量上升，反之亦然。若市場價格上升10%而所有其他變項維持不變，其公允值之賬面值將增加28,000港元。

重新計量上市可供出售金融資產所產生之公允值變動淨額乃於其他全面收益內的可供出售公允值儲備中確認。

金融資產之第三級按公允值計量之對賬

按公允值計入損益之金融資產

| | | Six months ended 30 June 2016 於二零一六年六月三十日 HK\$'000 千港元 (Unaudited) (未經審核) | For the year ended 31 December 2015 於二零一五年十二月三十一日 HK\$'000 千港元 (Audited) (經審核) |
|-------------------------------------|------------|--|---|
| At the beginning of the period/year | 於期初／年初 | 276 | 381 |
| Gain or loss recognised in: | 所確認之收益或虧損： | | |
| – profit or loss | – 於損益 | (276) | (76) |
| – other comprehensive income | – 於其他全面收益 | – | – |
| Exchange alignment | 匯兌調整 | – | (29) |
| At the end of the period/year | 於期結／年結 | – | 276 |





NOTES TO THE CONDENSED CONSOLIDATED FINANCIAL STATEMENTS

簡明綜合財務報表附註

For the six months ended 30 June 2016 截至二零一六年六月三十日止六個月

20. EVENTS AFTER THE END OF THE REPORTING PERIOD

- (i) In July 2016, the Company issued a total of 75,780,000 ordinary shares with par value of HK\$0.10 each at a price of HK\$0.35 each by way of placement. Details were set out in the Company's announcement dated 8 July 2016.
- (ii) In July 2016, the Company granted share options under the Share Option Scheme to certain directors and employees of the Company, which entitle them to subscribe for a total of 7,490,000 ordinary shares at HK\$0.475 per share, upon payment of HK\$1 per grant. Details were set out in the Company's announcement dated 11 July 2016.
- (iii) As at the date of approval of this Interim Report, after the disposal of certain listed Hong Kong equity securities of HK\$0.6 million, the total fair value of the investment portfolio of listed Hong Kong equity securities dropped to approximately HK\$106.3 million. It is mainly attributable to a drop in fair value of an investment of approximately HK\$22.9 million.

20. 報告期間結束後事項

- (i) 於二零一六年七月，本公司以配售方式按每股0.35港元之價格發行合共75,780,000股每股面值0.10港元之普通股。詳情載於本公司日期為二零一六年七月八日之公佈。
- (ii) 於二零一六年七月，本公司根據購股權計劃向本公司若干董事及僱員授出購股權，有關購股權賦予彼等就每項授出支付1港元後按每股0.475港元之價格認購合共7,490,000股普通股之權利。詳情載於本公司日期為二零一六年七月十一日之公佈。
- (iii) 於本中期報告批准日期，在出售若干香港上市股本證券（為數600,000港元）後，香港上市股本證券投資組合之總公允值降至約106,300,000港元，此主要源自一項投資之公允值減少約22,900,000港元。

OTHER INFORMATION 其他資料

DIRECTORS' AND CHIEF EXECUTIVE'S INTERESTS AND SHORT POSITIONS IN THE SHARES, UNDERLYING SHARES AND DEBENTURES OF THE COMPANY OR ANY ASSOCIATED CORPORATION

As at 30 June 2016, pursuant to the Model Code for Securities Transactions by Directors of Listed Issuers contained in the Listing Rules ("Model Code"), below were the interest and short positions of the directors and chief executives of the Company in the shares, underlying shares or debentures of the company or any of its associated corporations (within the meaning of the Securities and Futures Ordinance ("SFO")) as recorded in the register required to be kept by the Company pursuant to section 352 of part XV of the SFO, or as otherwise notified to the Company and the Stock Exchange.

董事及主要行政人員於本公司或任何相聯法 團之股份、相關股份及債券之權益及淡倉

於二零一六年六月三十日，根據上市規則所載上市發行人董事進行證券交易的標準守則（「標準守則」），以下為本公司之董事及主要行政人員於本公司或其任何相聯法團（定義見證券及期貨條例（「證券及期貨條例」））之股份、相關股份或債券中，擁有根據證券及期貨條例第XV部第352條本公司規定須存置之登記冊所記錄，或須另行知會本公司及聯交所之權益及淡倉如下：

| Name of Directors and Chief Executive Officer 董事及 行政總裁姓名 | Position 職位 | Notes 附註 | Nature of interest 權益性質 | Number of shares held 所持股份數目 | | | Percentage of Issued share capital 佔已發行 股本百分比 |
|---|---|-------------|--|---------------------------------|-------------------------|---|---|
| | | | | Long position 好倉 | Short position 淡倉 | No. of share options held 所持購 股權數目 | |
| Lam Man Chan ("Dr. Lam") 林文燦（「林博士」） | Chairman and Non- executive Director 主席兼非執行董事 | 1 | Interests as a settlor and protector of a discretionary trust 全權信託之創立人 及保護人之權益 | 75,775,000 | - | | 19.98% |
| Lee Kwok Leung 李國樑 | Executive Director 執行董事 | 2 | Beneficial owner 實益擁有人 | - | - | 1,600,000 | 0.42% |
| Ng Chi Yeung, Simon 吳志揚 | Independent Non- executive Director 獨立非執行董事 | 2 | Beneficial owner 實益擁有人 | - | - | 200,000 | 0.05% |
| Tam Yuk Sang, Sammy 譚旭生 | Independent Non- executive Director 獨立非執行董事 | 2 | Beneficial owner 實益擁有人 | - | - | 200,000 | 0.05% |
| Florence Ng 吳翠蘭 | Independent Non- executive Director 獨立非執行董事 | 2 | Beneficial owner 實益擁有人 | - | - | 200,000 | 0.05% |
| Yeung Cheuk Kwong 楊卓光 | Chief Executive Officer 行政總裁 | 2 | Beneficial owner 實益擁有人 | - | - | 2,500,000 | 0.66% |



OTHER INFORMATION

其他資料

Notes

1. The interests are held by Goodchamp, which is directly owned by Sinowin Unit Trust (Sinowin (PTC) Inc. as its trustee), which is 100% owned by the Richmond Trust (a discretionary trust in which HSBC International Trustee Limited is the trustee). Dr. Lam, who is the Chairman and Non-executive Director of the Company, is the settlor and protector of Richmond Trust.
2. This represented the shares options granted by the Company. Details have been set out in the section with the header "Share Options".

DIRECTORS' RIGHT TO ACQUIRE SHARES OR DEBENTURES

Save as disclosed in the share option scheme disclosures, at no time during the six months ended 30 June 2016 were rights to acquire benefits by means of the acquisition of shares in or debentures of the Company granted to any Director of the Company or their respective spouse or minor children, or were any such rights exercised by them; or was the Company a party to any arrangement to enable the Directors of the Company to acquire such rights in any other body corporate.

SUBSTANTIAL SHAREHOLDERS AND OTHER PERSONS' INTERESTS IN SHARES AND UNDERLYING SHARES

As at 30 June 2016, so far as was known to the directors or chief executive of the Company, the following persons (other than the interests disclosed above in respect of certain directors and chief executive of the Company) has, or is deemed to have, interests or short positions in the shares or underlying shares of the Company as recorded in the register to be kept under Section 336 of the SFO are set out below:

附註：

1. 該等權益乃由Goodchamp持有，而該公司乃由The Sinowin Unit Trust (Sinowin (PTC) Inc.為其信託人)直接擁有，而The Sinowin Unit Trust則由Richmond Trust (其為一項全權信託而HSBC International Trustee Limited為信託人) 100%擁有。本公司主席及非執行董事林博士為Richmond Trust之創立人及保護人。
2. 此代表本公司所授出之購股權。有關詳情載於「購股權」一節。

董事購買股份或債券之權利

除購股權計劃披露所披露者外，於截至二零一六年六月三十日止六個月內任何時間，概無本公司董事或彼等各自之配偶或未成年子女獲授或行使任何可藉購入本公司股份或債券而獲益之權利；本公司亦無訂立任何安排，致使本公司董事可於任何其他法人團體獲取該等權利。

主要股東及其他人士於股份及相關股份之權益

於二零一六年六月三十日，就本公司董事或主要行政人員所知，以下人士(不包括上文就本公司若干董事及主要行政人員所披露之權益)於本公司之股份或相關股份中，擁有或被視為擁有須記錄於根據證券及期貨條例第336條存置之登記冊之下列權益或淡倉：

OTHER INFORMATION

其他資料

| Name of Shareholders 股東名稱 | Note 附註 | Capacity/Nature of interest 身份／權益性質 | Long positions 好倉 | Short positions 淡倉 | Percentage of holding 持股百分比 |
|------------------------------------|------------|---|----------------------|-----------------------|-----------------------------------|
| Goodchamp Holdings Limited | 1 | Beneficial owner 實益擁有人 | 75,775,000 | - | 19.98% |
| Sinowin (PTC) Inc. | 1 | Interest of controlled corporation 受控制法團之權益 | 75,775,000 | - | 19.98% |
| HSBC International Trustee Limited | 1 | Trustee 信託人 | 75,775,000 | - | 19.98% |

Note:

1. The interests are held by Goodchamp, which is directly owned by The Sinowin Unit Trust (Sinowin (PTC) Inc. as its trustee), which is 100% owned by the Richmond Trust (a discretionary trust in which HSBC International Trustee Limited is the trustee). Dr. Lam, the Chairman and non-executive Director, is the settlor and protector of Richmond Trust.

附註：

1. 該等權益乃由Goodchamp持有，而該公司乃由The Sinowin Unit Trust (Sinowin (PTC) Inc.為其信託人)直接擁有，而The Sinowin Unit Trust則由Richmond Trust (其為一項全權信託而HSBC International Trustee Limited為信託人) 100%擁有。本公司主席及非執行董事林博士為Richmond Trust之創立人及保護人。

Save as disclosed above, as at 30 June 2016, the directors and chief executive of the Company are not aware of any other persons who had an interest or short position in the shares or underlying shares of the Company as recorded in the register required to be kept under Section 336 of the SFO.

除上文所披露者外，於二零一六年六月三十日，本公司董事及主要行政人員概不知悉有任何人士於本公司之股份或相關股份中擁有須記錄於根據證券及期貨條例第336條存置之登記冊之權益或淡倉。

SHARE OPTIONS

The existing share option scheme was adopted by the Company pursuant to a resolution passed on 31 July 2012 (the "Scheme"). The Scheme is valid and effective for a period of ten years from the date of adoption. Under the Scheme, the Company may grant options to, inter alia, directors and employees of the Company or its subsidiaries and other participants to subscribe for shares in the Company. The details of the Scheme were disclosed in the Company's 2015 annual report issued on 30 March 2016.

購股權

現行購股權計劃乃由本公司根據於二零一二年七月三十一日通過之決議案而採納(「該計劃」)。該計劃由採納日期起計十年內有效。根據該計劃，本公司可向(其中包括)本公司或其附屬公司之董事及僱員以及其他參與者授出購股權以認購本公司之股份。該計劃之詳情已在二零一六年三月三十日刊發之本公司二零一五年年報內披露。



OTHER INFORMATION

其他資料

The movements of the options granted under the Scheme during the period and as at 30 June 2016 were as follows:

根據該計劃授出之購股權於期內及截至二零一六年六月三十日之變動如下：

| Grantee 承授人 | Position 職位 | Date of Grant 授出日期 | Exercise period 行使期 | Exercise price 行使價 | As at 1 January 2016 於二零一六年 一月一日 | No. of share options 購股權數目 | | | As at 30 June 2016 於二零一六年 六月三十日 |
|-------------------------------|---|-------------------------------|--|-----------------------|--|--------------------------------------|--|---|--|
| | | | | | | Granted during the period 期內授出 | Exercised during the period 期內行使 | Lapsed and cancelled during the period 期內失效 及註銷 | |
| | | | | HK\$ 港元 | | | | | |
| Lee Kwok Leung 李國樑 | Executive Director 執行董事 | 28/08/2015 二零一五年 八月二十八日 | 28/08/2015 to 27/08/2018 二零一五年 八月二十八日至 二零一八年 八月二十七日 | 0.431 | 1,600,000 | - | - | - | 1,600,000 |
| Ng Chi Yeung, Simon 吳志揚 | Independent Non-executive Director 獨立非執行董事 | 28/08/2015 二零一五年 八月二十八日 | 28/08/2015 to 27/08/2018 二零一五年 八月二十八日至 二零一八年 八月二十七日 | 0.431 | 200,000 | - | - | - | 200,000 |
| Tam Yuk Sang, Sammy 譚旭生 | Independent Non-executive Director 獨立非執行董事 | 28/08/2015 二零一五年 八月二十八日 | 28/08/2015 to 27/08/2018 二零一五年 八月二十八日至 二零一八年 八月二十七日 | 0.431 | 200,000 | - | - | - | 200,000 |
| Florence Ng 吳翠蘭 | Independent Non-executive Director 獨立非執行董事 | 28/08/2015 二零一五年 八月二十八日 | 28/08/2015 to 27/08/2018 二零一五年 八月二十八日至 二零一八年 八月二十七日 | 0.431 | 200,000 | - | - | - | 200,000 |
| Yeung Cheuk Kwong 楊卓光 | Chief Executive Officer 行政總裁 | 28/08/2015 二零一五年 八月二十八日 | 28/08/2015 to 27/08/2018 二零一五年 八月二十八日至 二零一八年 八月二十七日 | 0.431 | 2,500,000 | - | - | - | 2,500,000 |
| Other employees 其他僱員 | N/A 不適用 | 28/08/2015 二零一五年 八月二十八日 | 28/08/2015 to 27/08/2018 二零一五年 八月二十八日至 二零一八年 八月二十七日 | 0.431 | 3,360,000 | - | - | - | 3,360,000 |
| Total 總計 | | | | | 8,060,000 | - | - | - | 8,060,000 |

CORPORATE GOVERNANCE

The Company is committed to maintaining and implementing a high standard of corporate governance and recognises that good governance can help the business to deliver its strategies, generate shareholder value and meet its obligations towards shareholder and other stakeholders.

The Company has established a governance structure, and embeds governance and principles in the business to ensure accountability, fairness, integrity and transparency. The Board adheres to corporate governance practices by adopting and complying with the established rules, codes, guidelines under the Corporate Governance Code (the "CG Code") set out in Appendix 14 to the Listing Rules.

The Company has followed the CG Code and formulated its own policies and procedures regarding the corporate governance practices. During the six months ended 30 June 2016, the Company complied with all of the provisions under the CG Code except for the following:

Code A.4.1

All the Non-executive Directors were not appointed for a specific term, however, their appointment are subject to retirement by rotation at the annual general meeting as specified in the bye-laws of the Company.

Code A.7.1

The code provision A.7.1 requires an agenda and accompanying board papers should be sent, in full, to all directors for regular board meetings and as far as practicable in all other cases. These papers should be sent in a timely manner and at least 3 days before the intended date of a board or board committee meeting (or other agreed period).

Due to the practical reasons, an agenda and accompanying board papers have not been sent, in full, in 3 days in advance to certain meetings of the Board or Board Committee. Save for the disclosure for certain inside information which demanded timely publication of announcements, the Company Secretary has used its best endeavours to send the agenda and accompanying board paper, in full to the Board or Board Committee at least 3 days in advance to the extent practicable.

企業管治

本公司致力於恪守並實行高水準的企業管治，並認定良好的管治有助業務實踐其策略、增加股東價值和履行其對股東及其他持份者的責任。

本公司已設立管治架構，並將管治及原則融入業務中，確保問責、公平、誠實和透明的精神得以體現。董事會採納上市規則附錄十四所載之企業管治守則（「企業管治守則」）並遵守其所定之規則、守則及指引，恪守企業管治常規。

本公司已遵照企業管治守則，制定本身有關企業管治常規的政策及程序。於截至二零一六年六月三十日止六個月，本公司一直遵守企業管治守則項下之所有條文，惟下列情況除外：

守則第A.4.1條

所有非執行董事並無獲委任特定年期，然而，彼等之委任均須按本公司公司細則所訂明於股東週年大會上輪值告退。

守則第A.7.1條

守則條文第A.7.1條規定董事會定期會議的議程及相關會議文件應全部及時送交全體董事，並至少在計劃舉行董事會或其轄下委員會會議日期的三天前（或協定的其他時間內）送出。董事會其他所有會議在切實可行的情況下亦應採納以上安排。

由於實務原因，一項議程及隨附之董事會會議文件未有在若干董事會或其轄下委員會會議日期的三天前全部送交。除須就披露若干内幕消息而適時刊發公佈外，公司秘書已盡最大努力，於切實可行的情況下最少在三天前將董事會會議的議程及相關會議文件全部送交董事會或其轄下委員會。





OTHER INFORMATION

其他資料

AUDIT COMMITTEE

The Audit Committee currently comprises three independent non-executive Directors, namely Mr. Tam Yuk Sang, Sammy, Dr. Ng Chi Yeung, Simon and Ms. Florence Ng, with written terms of reference in compliance with the code provision C.3.3 of the Code as set out in the Appendix 14 of the Listing Rules. Mr. Tam Yuk Sang, Sammy is the chairman of the Audit Committee.

The Audit Committee has reviewed with the management the accounting principles and practices adopted by the Company and discussed financial reporting matters, including a review and approval of the unaudited condensed consolidated financial statements of the Group for the six months ended 30 June 2016, which has also been reviewed by the Company's auditor, Deloitte Touche Tohmatsu, in accordance with Hong Kong Standard on Review Engagements 2410 "Review of Financial Information Performed by the Independent Auditor of the Entity" issued by the Hong Kong Institute of Certified Public Accountants.

REMUNERATION COMMITTEE

The Remuneration Committee currently consists of three Independent Non-executive Directors, namely Dr. Ng Chi Yeung, Simon, Mr. Tam Yuk Sang Sammy and Ms. Florence Ng. Mr. Tam Yuk Sang Sammy is the Chairman of the Remuneration Committee.

The Remuneration Committee has adopted terms of reference which are in line with the CG Code to review the remuneration policy and remuneration packages of the Directors.

審核委員會

審核委員會目前由三名獨立非執行董事譚旭生先生、吳志揚博士及吳翠蘭女士組成，並已遵守上市規則附錄14所載該守則之守則條文第C.3.3條以書面方式訂有職權範圍。譚旭生先生為審核委員會主席。

審核委員會已聯同管理層審閱本公司採納之會計原則及慣例，並討論審內部監控及財務申報事宜，包括審閱及批准本集團截至二零一六年六月三十日止六個月之未經審核簡明綜合財務報表，而有關財務報表亦已由本公司之核數師德勤•關黃陳方會計師行按照香港會計師公會頒佈的香港審閱聘用準則第2410號「公司獨立核數師審閱中期財務資料」審閱。

薪酬委員會

薪酬委員會目前由三名獨立非執行董事吳志揚博士、譚旭生先生及吳翠蘭女士組成。譚旭生先生為薪酬委員會主席。

薪酬委員會已採納符合企業管治守則之職權範圍，其負責檢討董事之薪酬政策及薪酬待遇。

OTHER INFORMATION

其他資料

CHINA INTERNET
INVESTMENT FINANCE
HOLDINGS LIMITED
中國互聯網
投資金融集團
有限公司

NOMINATION COMMITTEE

The Nomination Committee currently consists of one Executive Director, namely, Mr. Lee Kwok Leung and three Independent Non-executive Directors, namely, Dr. Ng Chi Yeung, Simon, Mr. Tam Yuk Sang, Sammy and Ms. Florence Ng. Dr. Ng Chi Yeung, Simon is the Chairman of the Nomination Committee.

提名委員會

提名委員會目前由一名執行董事李國樑先生以及三名獨立非執行董事吳志揚博士、譚旭生先生及吳翠蘭女士組成。吳志揚博士為提名委員會主席。

MODEL CODE FOR SECURITIES TRANSACTIONS BY DIRECTORS

The Company has adopted the Model Code for Securities Transactions by Directors of Listed Issuers as set out in Appendix 10 to the Listing Rules as its own code of conduct regarding directors' securities transactions (the "Model Code"). Having made specific enquiry of all directors of the Company, the directors of the Company have confirmed that they have fully complied with the required standard as set out in the Model Code throughout the period ended 30 June, 2016.

董事進行證券交易之標準守則

本公司已採納上市規則附錄10所載上市發行人董事進行證券交易的標準守則（「標準守則」）作為本身有關董事進行證券交易之操守準則。經對本公司全體董事作出特定查詢後，本公司董事已確認，彼等於截至二零一六年六月三十日止期間內已一直遵守標準守則所載之規定標準。

PURCHASE, SALE OR REDEMPTION OF THE COMPANY'S SECURITIES

During the six months ended 30 June 2016, neither the Company nor any of its subsidiaries purchased, sold or redeemed any of the Company's listed securities.

購買、出售或贖回本公司證券

本公司或其任何附屬公司於截至二零一六年六月三十日止六個月概無購買、出售或贖回任何本公司之上市證券。





CORPORATE INFORMATION 公司資料

BOARD OF DIRECTORS AND CHIEF EXECUTIVE OFFICER

Chairman and Non-executive Director
Dr. Lam Man Chan

Executive Director
Mr. Lee Kwok Leung

Chief Executive Officer
Dr. Yeung Cheuk Kwong

Independent Non-executive Directors

Dr. Ng Chi Yeung, Simon
Mr. Tam Yuk Sang, Sammy
Ms. Florence Ng

AUDIT COMMITTEE

Mr. Tam Yuk Sang, Sammy (*Chairman*)
Dr. Ng Chi Yeung, Simon
Ms. Florence Ng

REMUNERATION COMMITTEE

Mr. Tam Yuk Sang, Sammy (*Chairman*)
Dr. Ng Chi Yeung, Simon
Ms. Florence Ng

NOMINATION COMMITTEE

Dr. Ng Chi Yeung, Simon (*Chairman*)
Mr. Lee Kwok Leung
Mr. Tam Yuk Sang, Sammy
Ms. Florence Ng

JOINT COMPANY SECRETARIES

Mr. Leung Yiu Wah
Ms. Cheng Suk Fun

董事會及行政總裁

主席兼非執行董事
林文燦博士

執行董事
李國樑先生

行政總裁
楊卓光博士

獨立非執行董事

吳志揚博士
譚旭生先生
吳翠蘭女士

審核委員會
譚旭生先生 (*主席*)
吳志揚博士
吳翠蘭女士

薪酬委員會
譚旭生先生 (*主席*)
吳志揚博士
吳翠蘭女士

提名委員會
吳志揚博士 (*主席*)
李國樑先生
譚旭生先生
吳翠蘭女士

聯席公司秘書
梁耀華先生
鄭淑芬女士

CORPORATE INFORMATION

公司資料

CHINA INTERNET
INVESTMENT FINANCE
HOLDINGS LIMITED
中國互聯網
投資金融集團
有限公司

AUDITOR

Deloitte Touche Tohmatsu

核數師

德勤•關黃陳方會計師行

INVESTMENT MANAGER

Success Talent Investments Limited

投資經理

成駿投資有限公司

PRINCIPAL BANKERS

The Hongkong and Shanghai Banking Corporation Limited
Chong Hing Bank Limited
DBS Bank (Hong Kong) Limited
Chiyu Banking Corporation Limited
Barclays Bank PLC
China Construction Bank (Asia) Corporation Limited
Bank of China International Limited

主要往來銀行

香港上海滙豐銀行有限公司
創興銀行有限公司
星展銀行(香港)有限公司
集友銀行有限公司
巴克萊銀行
中國建設銀行(亞洲)股份有限公司
中銀國際有限公司

CUSTODIAN

Chong Hing Bank Limited

託管商

創興銀行有限公司

SOLICITORS

As to Hong Kong Law

Sidley Austin

律師

香港法律方面

盛德國際律師事務所

As to Bermuda Law

Appleby

百慕達法律方面

毅柏律師事務所

REGISTERED OFFICE

Canon's Court, 22 Victoria Street,
Hamilton HM 12, Bermuda

註冊辦事處

Canon's Court, 22 Victoria Street,
Hamilton HM 12, Bermuda

PRINCIPAL PLACE OF BUSINESS IN HONG KONG

Flat 18, 9/F., Block B, Focal Industrial Centre,
21 Man Lok Street, Hunghom, Kowloon,
Hong Kong

香港主要營業地點

香港
九龍紅磡民樂街21號
富高工業中心B座9樓18室

PRINCIPAL SHARE REGISTRAR AND TRANSFER AGENT IN BERMUDA

Estera Management (Bermuda) Limited
(formerly known as Appleby Management (Bermuda) Ltd.)
Canon's Court, 22 Victoria Street
Hamilton HM 12, Bermuda

百慕達主要股份過戶登記處

Estera Management (Bermuda) Limited
(前稱Appleby Management (Bermuda) Ltd.)
Canon's Court, 22 Victoria Street
Hamilton HM 12, Bermuda

BRANCH SHARE REGISTRAR AND TRANSFER OFFICE IN HONG KONG

Tricor Tengis Limited
Level 22, Hopewell Centre, 183 Queen's Road East,
Hong Kong

香港股份過戶登記分處

卓佳登捷時有限公司
香港
皇后大道東183號
合和中心22樓





CORPORATE INFORMATION

公司資料

WEBSITE

<http://www.irasia.com/listco/hk/cii810>

STOCK CODE

810

網址

<http://www.irasia.com/listco/hk/cii810>

股份代號

810

