



龍資源有限公司
DRAGON MINING
LIMITED

DRAGON MINING LIMITED

龍資源有限公司*

(Incorporated in Western Australia with limited liability ACN 009 450 051)

(於西澳洲註冊成立的有限公司·澳洲公司註冊號碼009 450 051)

Stock Code 股份代號 : 1712

2020

INTERIM REPORT

中期報告

Contents

目錄

	Page	頁次
Corporate Information	2	公司資料
Consolidated Interim Statement of Profit or Loss	4	綜合中期損益表
Consolidated Interim Statement of Other Comprehensive Income	5	綜合中期其他全面收益表
Consolidated Interim Statement of Financial Position	6	綜合中期財務狀況表
Consolidated Interim Statement of Changes in Equity	7	綜合中期權益變動表
Consolidated Interim Statement of Cash Flows	8	綜合中期現金流量表
Notes to the Consolidated Interim Financial Statements	9	綜合中期財務報表附註
Independent Auditor's Review Report	30	獨立核數師審閱報告
Directors' Interests and Changes to Directors' Information	32	董事權益及董事資料變動
Substantial Shareholder Information	34	主要股東資料
Corporate Governance and Other Information	36	企業管治及其他資料
Management Discussion and Analysis	38	管理層討論及分析

BOARD OF DIRECTORS

Arthur George Dew
Chairman and Non-Executive Director

Brett Robert Smith
Chief Executive Officer and Executive Director

Wong Tai Chun Mark
Alternate Director to Arthur George Dew

Lam Lai
Non-Executive Director

Carlisle Caldwell Procter
Independent Non-Executive Director

Pak Wai Keung Martin
Independent Non-Executive Director

Poon Yan Wai
Independent Non-Executive Director

AUDIT AND RISK MANAGEMENT COMMITTEE

Poon Yan Wai *Chairman*

Carlisle Caldwell Procter

Pak Wai Keung Martin

REMUNERATION COMMITTEE

Carlisle Caldwell Procter *Chairman*

Pak Wai Keung Martin

Poon Yan Wai

NOMINATION COMMITTEE

Arthur George Dew *Chairman*

Carlisle Caldwell Procter

Pak Wai Keung Martin

BANKERS

National Australia Bank

Nordea Bank

AUDITOR

Ernst & Young, Perth

LEGAL ADVISER

Kwok Yih & Chan (as to Hong Kong law)

Addisons (as to Australian law)

Tomi Rinne (as to Finnish law)

Foyen Advokatfirma (as to Swedish law)

REGISTERED OFFICE, HEADQUARTERS AND PRINCIPAL PLACE OF BUSINESS IN AUSTRALIA

Unit 202, Level 2
39 Mends Street
South Perth
Western Australia 6151
Australia

董事會

狄亞法
主席兼非執行董事

Brett Robert Smith
行政總裁兼執行董事

王大鈞
狄亞法的替任董事

林黎
非執行董事

Carlisle Caldwell Procter
獨立非執行董事

白偉強
獨立非執行董事

潘仁偉
獨立非執行董事

審核及風險管理委員會

潘仁偉 *主席*

Carlisle Caldwell Procter

白偉強

薪酬委員會

Carlisle Caldwell Procter *主席*

白偉強

潘仁偉

提名委員會

狄亞法 *主席*

Carlisle Caldwell Procter

白偉強

往來銀行

National Australia Bank

Nordea Bank

核數師

安永會計師事務所(珀斯)

法律顧問

郭葉陳律師事務所(有關香港法律)

Addisons(有關澳洲法律)

Tomi Rinne(有關芬蘭法律)

Foyen Advokatfirma(有關瑞典法律)

澳洲註冊辦事處、總辦事處及主要營業地點

Unit 202, Level 2
39 Mends Street
South Perth
Western Australia 6151
Australia

PRINCIPAL PLACE OF BUSINESS IN HONG KONG

25th Floor
Neich Tower
128 Gloucester Road
Wanchai, Hong Kong

香港主要營業地點

香港灣仔
告士打道128號
祥豐大廈
25樓

AUSTRALIAN PRINCIPAL SHARE REGISTRAR

Computershare Investor Services Pty Limited
Yarra Falls, 452 Johnston Street
Abbotsford, Melbourne

澳洲主要證券登記處

Computershare Investor Services Pty Limited
Yarra Falls, 452 Johnston Street
Abbotsford, Melbourne

HONG KONG SHARE REGISTRAR

Computershare Hong Kong Investor Services Limited
Shops 1712–1716
17th Floor, Hopewell Centre
183 Queen's Road East
Wanchai, Hong Kong

香港證券登記處

香港中央證券登記有限公司
香港灣仔
皇后大道東183號
合和中心17樓
1712–1716室

JOINT COMPANY SECRETARIES

Pauline Anne Collinson
(for Australian regulations)
Lo Tai On
(for Hong Kong regulations)

聯席公司秘書

Pauline Anne Collinson
(有關澳洲的規例)
羅泰安
(有關香港的規例)

STOCK CODE

1712

股份代號

1712

WEBSITES

<http://www.dragonmining.com>
<http://www.irasia.com/listco/hk/dragonmining/index.htm>

網址

<http://www.dragonmining.com>
<http://www.irasia.com/listco/hk/dragonmining/index.htm>

Consolidated Interim Statement of Profit or Loss

For the 6 months ended 30 June 2020

綜合中期損益表

截至2020年6月30日止6個月

			6 months to 30 Jun 2020 截至2020年 6月30日 止6個月 AU\$'000 千澳元 (Unaudited) (未經審核)	6 months to 30 Jun 2019 截至2019年 6月30日 止6個月 AU\$'000 千澳元 (Unaudited) (未經審核)
Revenue from customers	客戶收益		35,921	22,271
Cost of sales	銷售成本	2(a)	(26,739)	(16,943)
Gross profit	毛利		9,182	5,328
Other revenue	其他收益	2(b)	6	48
Other income	其他收入	2(c)	192	315
Exploration expenditure	勘探支出		(42)	(25)
Management and administration expenses	管理及行政開支	2(d)	(1,867)	(2,199)
Other expenses	其他開支	2(d)	(944)	(483)
Finance costs	財務成本	2(e)	(63)	(22)
Foreign exchange loss	外匯虧損		(206)	(262)
Profit before tax	除稅前溢利		6,258	2,700
Income tax expense	所得稅開支	3	-	-
Profit after income tax	除所得稅後溢利		6,258	2,700
Earnings per share attributable to ordinary equity holders of the parent (cents per share)	母公司普通股持有人應佔每股盈利(仙/股)			
Basic earnings per share	每股基本盈利	12	4.51	1.94
Diluted earnings per share	每股攤薄盈利	12	4.51	1.94

For the 6 months ended 30 June 2020

截至2020年6月30日止6個月

		6 months to 30 Jun 2020 截至2020年 6月30日 止6個月 AU\$'000 千澳元 (Unaudited) (未經審核)	6 months to 30 Jun 2019 截至2019年 6月30日 止6個月 AU\$'000 千澳元 (Unaudited) (未經審核)
Profit after income tax (brought forward)	除所得稅後溢利(承前)	6,258	2,700
Other comprehensive income	其他全面收益		
<i>Other comprehensive income to be reclassified to profit or loss in subsequent periods:</i>	將於其後期間重新分類至損益的其他全面收入：		
Gain on foreign currency translation	外幣匯兌收益	501	51
Net other comprehensive income to be reclassified to profit or loss in subsequent periods	將於其後期間重新分類至損益的其他全面收益淨額	501	51
Total comprehensive income for the period	期內全面收入總額	6,759	2,751
Profit attributable to:	以下人士應佔溢利：		
Members of Dragon Mining Limited	龍資源有限公司股東	6,258	2,700
		6,258	2,700
Total comprehensive income attributable to:	以下人士應佔全面收益總額：		
Members of Dragon Mining Limited	龍資源有限公司股東	6,759	2,751
		6,759	2,751

At 30 June 2020

於2020年6月30日

			At 30 Jun 2020 於2020年 6月30日 AU\$'000 (Unaudited) (未經審核)	At 31 Dec 2019 於2019年 12月31日 AU\$'000 (Audited) (經審核)
CURRENT ASSETS	流動資產			
Cash and cash equivalents	現金及現金等價物		11,745	8,182
Trade and other receivables	貿易及其他應收款項	4	4,357	5,949
Inventories	存貨	5	14,846	16,684
Other assets	其他資產		326	163
TOTAL CURRENT ASSETS	流動資產總值		31,274	30,978
NON-CURRENT ASSETS	非流動資產			
Property, plant and equipment	物業、廠房及設備	6	35,681	33,347
Mineral exploration and evaluation costs	礦產勘探及評估成本	7	7,045	8,699
Right-of-use assets	使用權資產		365	320
Other assets	其他資產		5,400	5,289
TOTAL NON-CURRENT ASSETS	非流動資產總值		48,491	47,655
TOTAL ASSETS	資產總值		79,765	78,633
CURRENT LIABILITIES	流動負債			
Trade and other payables	貿易及其他應付款項	8	5,956	7,049
Provisions	撥備	9	1,815	2,263
Interest bearing liabilities	計息負債	10	112	65
Other liabilities	其他負債		299	226
TOTAL CURRENT LIABILITIES	流動負債總額		8,182	9,603
NON-CURRENT LIABILITIES	非流動負債			
Provisions	撥備	9	18,200	19,114
Interest bearing liabilities	計息負債	10	3,233	6,535
Other liabilities	其他負債		27	17
TOTAL NON-CURRENT LIABILITIES	非流動負債總額		21,460	25,666
TOTAL LIABILITIES	負債總額		29,642	35,269
NET ASSETS	資產淨值		50,123	43,364
EQUITY	權益			
Contributed equity	實繳股本	11	133,991	133,991
Reserves	儲備		84	(417)
Accumulated losses	累計虧損		(83,952)	(90,210)
TOTAL EQUITY	權益總額		50,123	43,364

For the 6 months ended 30 June 2020

截至2020年6月30日止6個月

		Contributed Equity	Accumulated Losses	Foreign Currency Reserve	Convertible Note Premium Reserve	Equity Reserve Purchase of Non- controlling Interest	Total Equity
		實繳股本 AU\$'000 千澳元	累計虧損 AU\$'000 千澳元	外匯儲備 AU\$'000 千澳元	可轉換票據 溢價儲備 AU\$'000 千澳元	非控股權益 的權益 儲備購買 AU\$'000 千澳元	權益總額 AU\$'000 千澳元
At 31 December 2018 (audited)	於2018年12月31日(經審核)	133,991	(96,521)	(3,160)	2,068	1,069	37,447
Profit for the period	期內溢利	-	2,700	-	-	-	2,700
Other comprehensive income	其他全面收益	-	-	51	-	-	51
Total comprehensive profit for the period	期內全面溢利總額	-	2,700	51	-	-	2,751
At 30 June 2019 (unaudited)	於2019年6月30日(未經審核)	133,991	(93,821)	(3,109)	2,068	1,069	40,198
At 31 December 2019 (audited)	於2019年12月31日(經審核)	133,991	(90,210)	(3,554)	2,068	1,069	43,364
Profit for the period	期內溢利	-	6,258	-	-	-	6,258
Other comprehensive income	其他全面收益	-	-	501	-	-	501
Total comprehensive profit for the period	期內全面溢利總額	-	6,258	501	-	-	6,759
At 30 June 2020 (unaudited)	於2020年6月30日(未經審核)	133,991	(83,952)	(3,053)	2,068	1,069	50,123

Consolidated Interim Statement of Cash Flows

For the 6 months ended 30 June 2020

綜合中期現金流量表

截至2020年6月30日止6個月

		6 months to 30 Jun 2020 截至2020年 6月30日 止6個月 AU\$'000 千澳元 (Unaudited) (未經審核)	6 months to 30 Jun 2019 截至2019年 6月30日 止6個月 AU\$'000 千澳元 (Unaudited) (未經審核)
Cash flows from operating activities	經營活動現金流量		
Receipts from customers	收到客戶款項	37,471	23,056
Payments to suppliers and employees	向供應商及僱員付款	(25,448)	(21,882)
Interest received	已收利息	6	41
Interest expense	利息開支	(78)	(15)
Net cash from operating activities	經營活動所得現金淨額	11,951	1,200
Cash flows from investing activities	投資活動現金流量		
Payments for property, plant and equipment	就物業、廠房及設備付款	(1,731)	(2,810)
Proceeds from sale of property, plant and equipment	銷售物業、廠房及設備所得款項	3	293
Payments for development activities	就開發活動付款	(3,762)	(2,993)
Payments for mineral exploration	就礦產勘探付款	(36)	(27)
(Payments)/proceeds from bond held on deposit	寄存債券(付款)/所得款項	(27)	8
Payment of environmental bonds	環保債券付款	(31)	-
Net cash used in investing activities	投資活動所用現金淨額	(5,584)	(5,529)
Cash flows from financing activities	融資活動現金流量		
Lease liability payments	租賃負債付款	(50)	-
Drawdown of loan	提取貸款	-	2,000
Repayment of loan	償還貸款	(3,000)	-
Net cash (used)/from financing activities	融資活動(所用)/所得現金淨額	(3,050)	2,000
Net increase/(decrease) in cash and cash equivalents	現金及現金等價物增加/(減少)淨額	3,317	(2,329)
Cash and cash equivalents at the beginning of the period	期初現金及現金等價物	8,182	10,905
Effects of exchange rate changes on cash and cash equivalents	匯率變動對現金及現金等價物的影響	246	(118)
Cash and cash equivalents at the end of the period	期末現金及現金等價物	11,745	8,458

1. CORPORATE INFORMATION AND SUMMARY OF SIGNIFICANT ACCOUNTING POLICIES

a) Reporting Entity

Dragon Mining Limited (the “Company” or the “Parent Entity”) was incorporated as an Australian Public Company, limited by shares on 23 April 1990, and is subject to the requirements of the Australian Corporations Act 2001 as governed by the Australian Securities and Investments Commission. The Company is domiciled in Australia and its registered office is located at Unit 202, Level 2, 39 Mends Street, South Perth, Western Australia 6151 Australia.

The Consolidated Interim Financial Statements for the half-year ended 30 June 2020 were authorised for issue in accordance with a resolution of the Directors on 29 September 2020.

The Consolidated Interim Financial Statements of the Company as at and for the half-year ended 30 June 2020, comprise the Company and its subsidiaries (together referred to as the “Consolidated Entity” or the “Group”). The Group is a for profit entity, primarily involved in gold mining operations and gold mineral exploration. The Company has direct and indirect interests in its subsidiaries, all of which have substantially similar characteristics to a private company incorporated in Hong Kong, the particulars of which are set out below:

Name 名稱	Place and date of incorporation/registration and place of operations 註冊成立／註冊地點及日期以及營運地點	Nominal value of issued ordinary share capital 已發行普通股本的面值	Percentage of equity attributable to the Company 本公司應佔股本百分比	Principal activities 主要業務
Dragon Mining Investments Pty Ltd	Australia 18 December 2008 澳洲 2008年12月18日	–	100%	Dormant 暫無業務
Dragon Mining (Sweden) AB	Sweden 27 April 1993 瑞典 1993年4月27日	SEK 100,000 100,000瑞典克朗	100%	Gold Production 黃金生產
Viking Gold & Prospecting AB	Sweden 3 April 1996 瑞典 1996年4月3日	SEK 100,000 100,000瑞典克朗	100%	Dormant 暫無業務
Dragon Mining Oy	Finland 24 March 1993 芬蘭 1993年3月24日	EUR 100,000 100,000歐元	100%	Gold Production 黃金生產
龍資源有限公司 (Dragon Mining Limited ¹)	Hong Kong 17 May 2017 香港 2017年5月17日	HK\$1.00 1.00港元	100%	Dormant 暫無業務

1 For translation purposes.

1. 公司資料及主要會計政策概要

a) 報告實體

龍資源有限公司(「本公司」或「母公司」)於1990年4月23日註冊成立為一間澳洲公眾公司，為股份有限公司，並須遵守澳洲2001年公司法的規定，由澳洲證券及投資監察委員會監管。本公司於澳洲註冊成立，其註冊辦事處位於Unit 202, Level 2, 39 Mends Street, South Perth, Western Australia 6151 Australia。

截至2020年6月30日止半年度的綜合中期財務報表已根據董事於2020年9月29日通過的決議案獲授權刊發。

本公司於2020年6月30日及截至該日止半年度的綜合中期財務報表涵蓋本公司及其附屬公司(統稱為「綜合實體」或「本集團」)。本集團為營利性實體，主要從事黃金開採業務及金礦勘探。本公司於其附屬公司擁有直接及間接權益，全部均具備與香港註冊成立的私人公司大致相同的特點，詳情載列如下：

1 僅供翻譯用途。

1. CORPORATE INFORMATION AND SUMMARY OF SIGNIFICANT ACCOUNTING POLICIES (CONT'D)

b) Basis of Preparation

Statement of compliance

The Consolidated Interim Financial Statements are condensed general purpose financial statements prepared in accordance with the applicable disclosure requirements of Appendix 16 to the Rules Governing the Listing of Securities on the Stock Exchange of Hong Kong Limited and with International Accounting Standard ("IAS") 34 Interim Financial Reporting.

The Consolidated Interim Financial Statements do not include all notes of the type normally included within the Annual Financial Report and therefore cannot be expected to provide as full an understanding of the financial performance, financial position and financing and investing activities of the Consolidated Entity as the Annual Financial Report.

The Consolidated Interim Financial Statements should be read in conjunction with the Annual Financial Report for the year ended 31 December 2019 and considered together with any public announcements made by the Company during the half-year period ended 30 June 2020.

The Consolidated Interim Financial Statements have been prepared under the historical cost convention, except for certain financial instruments which are measured at fair value. These Consolidated Interim Financial Statements are presented in Australian dollars ("AUD") and all values are rounded to the nearest thousand except when otherwise specified.

c) Changes in Accounting Policies and Disclosures

Except as disclosed below, the accounting policies adopted in the preparation of the Consolidated Interim Financial Statements are consistent with those followed in the preparation of the Group's Consolidated Financial Statements for the year ended 31 December 2019. All relevant new and amended Accounting Standards and Interpretations which became applicable on 1 January 2020 have been adopted by the Group.

As a result of this review, the Directors have determined that there is no material impact of the new and revised accounting standards and interpretations on the Group's financial position or performance.

1. 公司資料及主要會計政策概要(續)

b) 編製基準

合規聲明

綜合中期財務報表乃根據香港聯合交易所有限公司證券上市規則附錄16的適用披露規定及國際會計準則(「國際會計準則」)第34號中期財務報告編製的簡明一般目的財務報表。

綜合中期財務報表並不包括年度財務報告一般包括的所有附註類型，因而不能預期提供如年度財務報告全面理解綜合實體的財務表現、財務狀況以及融資及投資活動。

綜合中期財務報表應與截至2019年12月31日止年度的年度財務報告一併閱覽，並連同本公司截至2020年6月30日止半年度期間作出的任何公開公告一併考慮。

綜合中期財務報表乃使用歷史成本法編製，惟若干金融工具按公平值計量。該等綜合中期財務報表以澳元(「澳元」)呈列，且除非另有說明，否則所有數值均已約整至最接近的千位。

c) 會計政策及披露之變動

除上文所披露者外，編製綜合中期財務報表所採納之會計政策與編製本集團截至2019年12月31日止年度的綜合財務報表所遵循者一致。本集團已採納於2020年1月1日適用的所有相關新訂及經修訂會計準則及詮釋。

基於是次審核，董事已確定新訂及經修訂會計準則及詮釋概無對本集團的財務狀況或表現造成重大影響。

1. CORPORATE INFORMATION AND SUMMARY OF SIGNIFICANT ACCOUNTING POLICIES (CONT'D)

d) New Standards, Interpretations and Amendments adopted by the Group

The accounting policies adopted in the preparation of the Consolidated Interim Financial Statements are consistent with those followed in the preparation of the Group's Annual Consolidated Financial Statements for the year ended 31 December 2019, except for the adoption of new standards effective as of 1 January 2020 as follows:

Conceptual Framework for Financial Reporting

The revised Conceptual Framework includes some new concepts, provides updated definitions and recognition criteria for assets and liabilities and clarifies some important concepts. It is arranged in eight chapters, as follows:

- Chapter 1 – The objective of financial reporting
- Chapter 2 – Qualitative characteristics of useful financial information
- Chapter 3 – Financial statements and the reporting entity
- Chapter 4 – The elements of financial statements
- Chapter 5 – Recognition and derecognition
- Chapter 6 – Measurement
- Chapter 7 – Presentation and disclosure
- Chapter 8 – Concepts of capital and capital maintenance

The changes to the Conceptual Framework may affect the application of accounting standards in situations where no standard applies to a particular transaction or event. In addition, relief has been provided in applying IFRS 3 *Business Combinations* and developing accounting policies for regulatory account balances using IAS 8 *Accounting Policies, Changes in Accounting Estimates and Errors*, such that entities must continue to apply the definitions of an asset and a liability (and supporting concepts) in the Framework for the Preparation and Presentation of Financial Statements (July 2004), and not the definitions in the revised Conceptual Framework.

1. 公司資料及主要會計政策概要(續)

d) 本集團採納的新訂準則、詮釋及修訂

編製綜合中期財務報表採納的會計政策與編製本集團截至2019年12月31日止年度的年度綜合財務報表者一致，惟採納下列截至2020年1月1日生效的新訂準則除外：

財務報告概念框架

經修訂概念框架包括若干新概念，提供最新的資產及負債的定義及確認標準，並澄清若干重要概念。該框架分為以下八章：

- 第一章 – 財務報告的目標
- 第二章 – 有用財務資料的定性特徵
- 第三章 – 財務報表及報告主體
- 第四章 – 財務報表要素
- 第五章 – 確認及終止確認
- 第六章 – 計量
- 第七章 – 呈列及披露
- 第八章 – 資本及資本保全的概念

概念框架的變動可能會影響在無準則適用於特定交易或事件的情況下對會計準則的應用。此外，應用國際財務報告準則第3號*業務合併*及使用國際會計準則第8號*會計政策、會計估計變動及錯誤*就監管賬戶結餘制定會計政策時已提供寬免，致使實體必須繼續於編製及呈列財務報表(2004年7月)的框架中應用資產及負債(及支持概念)的定義，而非經修訂概念框架的定義。

1. CORPORATE INFORMATION AND SUMMARY OF SIGNIFICANT ACCOUNTING POLICIES (CONT'D)

d) New Standards, Interpretations and Amendments adopted by the Group (Cont'd)

Amendments to IFRS 3 – Definition of a Business

The Standard amends the definition of a business in IFRS 3 *Business Combinations*. The amendments clarify the minimum requirements for a business, remove the assessment of whether market participants are capable of replacing missing elements, add guidance to help entities assess whether an acquired process is substantive, narrow the definitions of a business and of outputs, and introduce an optional fair value concentration test.

Amendments to IAS 1 and IAS 8 – Definition of Material

This Standard amends IAS 101 *Presentation of Financial Statements* and IAS 8 *Accounting Policies, Changes in Accounting Estimates and Errors* to align the definition of 'material' across the standards and to clarify certain aspects of the definition. The amendments clarify that materiality will depend on the nature or magnitude of information. An entity will need to assess whether the information, either individually or in combination with other information, is material in the context of the financial statements. A misstatement of information is material if it could reasonably be expected to influence decisions made by the primary users.

Amendments to IFRS 7, IFRS 9 and IAS 39 – Interest Rate Benchmark Reform

These amendments were issued in response to the effects of Interbank Offered Rates reform on financial reporting and provide mandatory temporary reliefs which enable hedge accounting to continue during the period of uncertainty before the replacement of an existing interest rate benchmark with an alternative nearly risk-free interest rate.

1. 公司資料及主要會計政策概要(續)

d) 本集團採納的新訂準則、詮釋及修訂(續)

國際財務報告準則第3號(修訂本) – 業務的定義

該準則修訂國際財務報告準則第3號業務合併中業務的定義。該等修訂澄清業務的最低要求，移除對市場參與者是否有能力重置缺失要素的評估，增加指引以幫助實體評估已採納流程是否屬實質性，縮小業務及產出的定義，並引入可選的公平值集中測試。

國際會計準則第1號及國際會計準則第8號(修訂本) – 重大的定義

該準則修訂國際會計準則第101號財務報表的呈列以及國際會計準則第8號會計政策、會計估計的變動及錯誤，以統一準則中「重大」的定義，並澄清定義的若干方面。該等修訂澄清重大性將取決於資料的性質或重要性。實體需要評估有關資料(不論屬於獨立或與其他資料合併)就財務報表而言是否屬重大。倘可合理預期資料錯報會影響主要使用者的決定，則有關錯誤為重大。

國際財務報告準則第7號、國際財務報告準則第9號及國際會計準則第39號(修訂本) – 利率基準改革

該等修訂乃為回應銀行同業拆息改革對財務報告的影響而頒佈，並提供強制臨時寬免，使對沖會計可於以近乎無風險利率替代現有利率基準前的不確定期間繼續進行。

2. OTHER REVENUE, INCOME AND EXPENSES

2. 其他收益、收入及開支

		6 months to 30 June 截至6月30日止6個月	
		2020 2020年 AU\$'000 千澳元 (Unaudited) (未經審核)	2019 2019年 AU\$'000 千澳元 (Unaudited) (未經審核)
(a) Cost of sales	(a) 銷售成本		
Cost of production net of inventory movements	生產成本(扣除存貨變動)	23,258	13,769
Depreciation of mine properties, plant and equipment	礦場物業、廠房及設備折舊	3,481	3,174
		26,739	16,943
<i>Cost of production net of inventory movements</i>	<i>生產成本(扣除存貨變動)</i>		
Mining	採礦	14,346	12,988
Processing	選礦	6,318	6,001
Other production activities	其他生產活動	625	675
Gold inventory movements	黃金存貨變動	1,969	(5,895)
		23,258	13,769
(b) Other revenue	(b) 其他收益		
Finance revenue and interest	融資收益及利息	-	41
Rent and sundry revenue	租金及雜項收益	6	7
		6	48
(c) Other income	(c) 其他收入		
Sale of equipment	銷售設備	2	293
Other	其他	190	22
		192	315

2. OTHER REVENUE, INCOME AND EXPENSES (CONT'D) 2. 其他收益、收入及開支(續)

		6 months to 30 June 截至6月30日止6個月	
		2020 2020年 AU\$'000 千澳元 (Unaudited) (未經審核)	2019 2019年 AU\$'000 千澳元 (Unaudited) (未經審核)
(d) Other expenses	(d) 其他開支		
Management and administration expenses	管理及行政開支	1,867	2,199
Depreciation of non-mine site assets	非礦山場地資產折舊	73	34
Evaluation assets written off	撇銷評估資產	871	449
		2,811	2,682
(e) Finance costs	(e) 財務成本		
Interest	利息	54	13
Other	其他	9	9
		63	22
(f) Total employee benefits including Directors remuneration	(f) 僱員福利總額 (包括董事薪酬)		
Wages and salaries	工資及薪金	3,723	3,948
Defined contribution superannuation expense	界定供款退休金開支	501	608
Other employee benefits	其他僱員福利	358	361
		4,582	4,917

3. INCOME TAX

The Company is subject to income tax on profits arising in or derived from the jurisdiction in which the Company is domiciled and operates. Income tax expense is recognised based on management's estimate of the weighted average income tax rate expected for the full financial year.

No provision for Hong Kong profits tax has been made, as the Company had no assessable profits derived from or earned in Hong Kong during the six months period ended 30 June 2020 (six months ended 30 June 2019: Nil). The Company has no income tax expense for the six month period ended 30 June 2020 (six months period ended 30 June 2019: Nil).

4. TRADE AND OTHER RECEIVABLES**3. 所得稅**

本公司須就註冊及營運所在的司法權區產生或獲得的溢利繳納所得稅。所得稅開支乃根據管理層對整個財政年度預期加權平均所得稅率的估計而確認。

概無就香港利得稅作出撥備，因為本公司於截至2020年6月30日止六個月期間概無於香港獲得或賺取應課稅溢利(截至2019年6月30日止六個月：無)。本公司於截至2020年6月30日止六個月期間概無所得稅開支(截至2019年6月30日止六個月：無)。

4. 貿易及其他應收款項

Trade receivables – fair value through profit or loss⁽ⁱ⁾
Trade receivables – amortised cost⁽ⁱⁱⁱ⁾
Other receivables⁽ⁱⁱⁱ⁾

貿易應收款項－於損益按
公平值計值⁽ⁱ⁾
貿易應收款項－攤銷成本⁽ⁱⁱⁱ⁾
其他應收款項⁽ⁱⁱⁱ⁾

At 30 Jun 2020 於2020年 6月30日 AU\$'000 千澳元	At 31 Dec 2019 於2019年 12月31日 AU\$'000 千澳元
2,861	3,786
100	495
1,396	1,668
4,357	5,949

- (i) Trade receivables that relate to concentrate sales that are subject to quotation period pricing are recognised at fair value through profit or loss. Concentrate sales are subject to the provisional pricing arrangements. The Group issues a provisional invoice at the end of the month following the month of delivery which is payable within fifteen days. A final invoice is issued by the Group within three days of receiving final assays, typically two months post-delivery, which is payable by the purchaser within five days of invoice receipt.
- (ii) Includes trade receivables for gold sold on market and settled within two days. The probability of default is considered to be insignificant. All amounts have been collected subsequent to year end.
- (iii) Other receivables include bank guarantees held on deposit with National Australia Bank for the lease of the corporate premises. These deposits are rolled over every three months in accordance with the lease terms. Due to the short-term nature and credit rating of the counterparty, the probability of default is insignificant.

- (i) 與視乎報價期定價的精礦銷售相關的貿易應收款項，按公平值於損益確認。精礦銷售須受臨時定價安排所限。本集團會於交付該月後下個月底發出臨時發票，款項應於十五日內支付。本集團於收取最終含量三日內發出最終發票，一般為交付後兩個月，買方應於收取發票後五日內付款。
- (ii) 包括就於市場出售黃金並於兩日內清償的貿易應收款項。違約可能性被視為不重大。所有款項已於年底隨後收取。
- (iii) 其他應收款項包括就出租公司物業而持有並存放於National Australia Bank的銀行擔保。該等存款根據租賃條款每三個月滾存一次。基於其短期性質及交易對手方的信貸評級，違約可能性並不重大。

4. TRADE AND OTHER RECEIVABLES (CONT'D)**Ageing Analysis**

An aged analysis of the trade debtors as at the end of the reporting period, based on invoice date, is as follows:

		At 30 Jun 2020 於2020年 6月30日 AU\$'000 千澳元	At 31 Dec 2019 於2019年 12月31日 AU\$'000 千澳元
Amounts not yet invoiced	尚未開具發票的金額	1,633	2,899
Within 1 month	一個月內	1,328	1,382
1 to 2 months	一至兩個月	-	-
2 to 3 months	兩至三個月	-	-
Over 3 months	超過三個月	-	-
Trade receivables	貿易應收款項	2,961	4,281

4. 貿易及其他應收款項(續)**賬齡分析**

於報告期間末，按發票日期計算的應收貿易賬款的賬齡分析如下：

5. INVENTORIES

Ore and concentrate stockpiles – at cost	礦石及精礦庫存—按成本
Gold in circuit valued – at cost	流通中的黃金—按成本
Raw materials and stores – at cost	原材料及儲備—按成本

5. 存貨

	At 30 Jun 2020 於2020年 6月30日 AU\$'000 千澳元	At 31 Dec 2019 於2019年 12月31日 AU\$'000 千澳元
	8,010	10,355
	5,792	5,416
	1,044	913
	14,846	16,684

6. PROPERTY, PLANT AND EQUIPMENT

6. 物業、廠房及設備

		At 30 Jun 2020 於2020年 6月30日 AU\$'000 千澳元	At 31 Dec 2019 於2019年 12月31日 AU\$'000 千澳元
Land	土地		
Gross carrying amount – at cost	按成本計值的賬面總值	<u>1,389</u>	1,362
Buildings	樓宇		
Gross carrying amount – at cost	按成本計值的賬面總值	<u>2,606</u>	2,548
Less accumulated depreciation and impairment	減累計折舊及減值	<u>(2,146)</u>	(2,052)
Net carrying amount	賬面淨值	<u>460</u>	496
Property, plant and equipment	物業、廠房及設備		
Gross carrying amount – at cost	按成本計值的賬面總值	<u>35,441</u>	34,231
Less accumulated depreciation and impairment	減累計折舊及減值	<u>(33,042)</u>	(31,862)
Net carrying amount	賬面淨值	<u>2,399</u>	2,369
Mine Properties	礦場物業		
Gross carrying amount – at cost	按成本計值的賬面總值	<u>131,053</u>	123,978
Less accumulated amortisation and impairment	減累計攤銷及減值	<u>(99,620)</u>	(94,858)
Net carrying amount	賬面淨值	<u>31,433</u>	29,120
Total property, plant and equipment	物業、廠房及設備總額		
Gross carrying amount – at cost	按成本計值的賬面總值	<u>170,489</u>	162,119
Less accumulated amortisation and impairment	減累計折舊及減值	<u>(134,808)</u>	(128,772)
Net carrying amount	賬面淨值	<u><u>35,681</u></u>	33,347

The Group has considered whether any impairment triggers exist at 30 June 2020 and have concluded that no triggers are present in the current period. No impairment was recognised during the half-year ended 30 June 2020. Included within Mine Properties is AU\$15.7 million (31 December 2019: AU\$16.3 million) relating to Fäboliden. The Company has a valid environmental test mining permit for Fäboliden and is in the progress of obtaining a full mining permit which is expected to be finalised by early 2021.

本集團已考慮於2020年6月30日是否存在任何觸發減值的事件，並確定本期間並無出現觸發減值的事件。截至2020年6月30日止半年度並無確認減值。計入礦場物業的15.7百萬澳元(2019年12月31日：16.3百萬澳元)與Fäboliden有關。本公司已就Fäboliden擁有有效的環境試採礦許可證，並正獲取完整的採礦許可證，預期於2021年初落實。

7. MINERAL EXPLORATION AND EVALUATION COSTS 7. 礦產勘探及評估成本

		At 30 Jun 2020 於2020年 6月30日 AU\$'000 千澳元	At 31 Dec 2019 於2019年 12月31日 AU\$'000 千澳元
Balance at beginning of financial period	財政期間初的結餘	8,699	5,333
Additions	添置	3,877	6,808
Exploration write off	勘探撤銷	(871)	-
Reclassification to mine properties	重新分類至礦場物業	(4,692)	(3,136)
Reclassification to inventory	重新分類至存貨	(100)	-
Net foreign exchange movement	外匯變動淨額	132	(306)
		7,045	8,699
Total mineral exploration and evaluation expenditure	礦產勘探及評估開支總額	7,045	8,699

The recoverability of the carrying amount of exploration and evaluation is dependent on the successful development and commercial exploitation, or alternatively through the sale of the respective area of interest.

勘探及評估的賬面值能否收回取決於能否成功開發及商業開採，或另通過出售權益區域收回。

8. TRADE AND OTHER PAYABLES

8. 貿易及其他應付款項

		At 30 Jun 2020 於2020年 6月30日 AU\$'000 千澳元	At 31 Dec 2019 於2019年 12月31日 AU\$'000 千澳元
Trade payables and accruals	貿易應付款項及應計費用	5,956	7,049

8. TRADE AND OTHER PAYABLES (CONT'D)**Ageing Analysis**

An aged analysis of the trade creditors and accruals as at the end of the reporting period, based on invoice date, is as follows:

		At 30 Jun 2020 於2020年 6月30日 AU\$'000 千澳元	At 31 Dec 2019 於2019年 12月31日 AU\$'000 千澳元
Within 1 month	一個月內	5,881	6,959
1 to 2 months	一至兩個月	51	33
2 to 3 months	兩至三個月	5	25
Over 3 months	超過三個月	19	32
Trade payables and accruals	貿易應付款項及應計費用	5,956	7,049

9. PROVISIONS

Current
Employee entitlements

流動
僱員權益

Non-current
Employee entitlements
Rehabilitation ¹

非流動
僱員權益
復墾¹

	At 30 Jun 2020 於2020年 6月30日 AU\$'000 千澳元	At 31 Dec 2019 於2019年 12月31日 AU\$'000 千澳元
	1,815	2,263
	132	122
	18,068	18,992
	18,200	19,114

1 As at the date of this report, there have been no changes to the acid forming characteristics of the non-acid forming waste rock area included in the Group's Svartliden Closure Plan. On 18 November 2019, the Company submitted its appeal to the Environmental Court of Appeal challenging, amongst other things, the additional security required by the Land and Environmental Court for an engineered cover to the entire waste rock area. Further information on the appeal process from the Court of Appeal is pending.

8. 貿易及其他應付款項(續)**賬齡分析**

於報告期間末，按發票日期計算的應付貿易賬款及應計費用的賬齡分析如下：

9. 撥備

1 於本報告日期，本集團的Svartliden封礦計劃所列入的非酸性廢岩區的酸性形成特徵並無任何變動。於2019年11月18日，本公司向環境上訴法院提出上訴，質疑(其中包括)土地及環境法院要求就整個廢岩區域的改造覆蓋提供額外抵押。更多有關上訴法院上訴程序的資料有待提供。

10. INTEREST BEARING LIABILITIES

10. 計息負債

		At 30 Jun 2020 於2020年 6月30日 AU\$'000 千澳元	At 31 Dec 2019 於2019年 12月31日 AU\$'000 千澳元
Current	流動		
Lease liabilities	租賃負債	112	65
Non-current	非流動		
Loan principal	貸款本金	3,000	6,000
Revaluation of Hong Kong Dollar denominated drawdowns	對港元列值提取的重估	-	293
Lease liabilities	租賃負債	233	242
		3,233	6,535

The Group has an unsecured Loan Facility with AP Finance Limited ("Loan Facility") for the Australian Dollars ("AUD") equivalent of AU\$12.0 million. On 22 January 2020, the Company made a voluntary prepayment towards its Loan Facility of HK\$18,063,577 (including interest payable to that date) representing the portion of the Loan Facility repayable in Hong Kong dollars. At the date of this report, the Company has AU\$9.0 million in undrawn funds available. There have been no other drawdowns since balance date. The Company has agreed with AP Finance Limited that the September 2018, January and March 2019 drawdowns of AU\$1.0 million each will be repayable in Australian Dollars.

On 3 June 2020, the Company extended the Loan Facility availability period from 30 June 2021 to 31 December 2021; all other terms and conditions remained unchanged.

本集團有來自AP Finance Limited澳元(「澳元」)等值12.0百萬澳元的無抵押貸款融資(「貸款融資」)。於2020年1月22日，本公司自願提前償還其貸款融資18,063,577港元(包括截至該日的應付利息)，該款項為以港元償還的貸款融資的一部分。於本報告日期，本公司有9.0百萬澳元未提取可動用資金。自結算日期起，概無其他提款。本公司已與AP Finance Limited協定，2018年9月、2019年1月及3月各自提取的1.0百萬澳元將以澳元償還。

於2020年6月3日，本公司將可獲得貸款融資的期限由2021年6月30日延長至2021年12月31日；其他所有條款及條件維持不變。

11. CONTRIBUTED EQUITY

11. 實繳股本

		30 Jun 2020 2020年 6月30日 Number of Shares 股份數目	31 Dec 2019 2019年 12月31日	30 Jun 2020 2020年 6月30日 AU\$'000 千澳元	31 Dec 2019 2019年 12月31日 AU\$'000 千澳元
Share capital	股本				
Ordinary shares fully paid	已繳足普通股	138,840,613	138,840,613	133,991	133,991

There has been no movement in ordinary share capital during the six months ended 30 June 2020 (31 December 2019: Nil).

截至2020年6月30日止六個月，普通股股本並無變動(2019年12月31日：無)。

12. EARNINGS PER SHARE

Basic earnings per share amounts are calculated by dividing net profit or loss for the period attributable to ordinary equity holders of the parent by the weighted average number of ordinary shares outstanding during the period.

Diluted earnings per share amounts are calculated by dividing the net profit or loss attributable to ordinary shareholders of the parent by the weighted average number of ordinary shares outstanding during the period (adjusted for the effects of dilutive options and dilutive convertible notes). There have been no post balance sheet movements impacting the diluted earnings per share.

The following reflects the income and share data used in the basic and diluted earnings per share computations:

12. 每股盈利

每股基本盈利金額乃以母公司普通股持有人應佔期內溢利或虧損淨額除以期內已發行普通股的加權平均數計算。

每股攤薄盈利金額乃以母公司普通股持有人應佔溢利或虧損淨額除以期內已發行普通股的加權平均數(就具攤薄效應的購股權及可轉換票據的影響作出調整後)。概無發生影響每股攤薄盈利的資產負債表後變動。

以下反映計算每股基本及攤薄盈利所用的收入及股份數據：

		At 30 Jun 2020 於2020年 6月30日	At 30 Jun 2019 於2019年 6月30日
Basic earnings per share	每股基本盈利		
Profit used in calculation of basic earnings per share (AU\$'000)	用於計算每股基本盈利的溢利(千澳元)	6,258	2,700
Weighted average number of ordinary shares outstanding during the period used in the calculation of basic earnings per share	用於計算每股基本盈利的期內已發行普通股的加權平均數	138,840,613	138,840,613
Basic earnings per share (cents)	每股基本盈利(分)	4.51	1.94
Diluted earnings per share	每股攤薄盈利		
Profit used in calculation of basic earnings per share (AU\$'000)	用於計算每股基本盈利的溢利(千澳元)	6,258	2,700
Weighted average number of ordinary shares outstanding during the period used in the calculation of basic earnings per share	用於計算每股基本盈利的期內已發行普通股的加權平均數	138,840,613	138,840,613
Weighted average number of ordinary shares outstanding during the period used in the calculation of diluted earnings per share	用於計算每股攤薄盈利的期內已發行普通股的加權平均數	138,840,613	138,840,613
Number of potential ordinary shares that are not dilutive and hence not included in calculation of diluted earnings per share. These may be dilutive in future if exercised	不具攤薄效應及因此於計算每股攤薄盈利時並未包含的潛在普通股數目。日後如獲行使則可能具攤薄效應	-	-
Diluted earnings per share (cents)	每股攤薄盈利(分)	4.51	1.94

13. DIVIDENDS

The Board resolved not to declare any interim dividend for the six months ended 30 June 2020 (30 June 2019: Nil).

14. RELATED PARTY TRANSACTIONS**Subsidiaries**

The Consolidated Interim Financial Statements include the financial statements of Dragon Mining Limited and the subsidiaries listed in the following table:

Name of Entity 實體名稱	Incorporation 註冊成立地點	Class 類別	Equity Holding 股權持有量	
			2020 2020年 %	2019 2019年 %
Dragon Mining Investments Pty Ltd	Australia 澳洲	Ordinary 普通股	100	100
Dragon Mining (Sweden) AB	Sweden 瑞典	Ordinary 普通股	100	100
Viking Gold & Prospecting AB	Sweden 瑞典	Ordinary 普通股	100	100
Dragon Mining Oy	Finland 芬蘭	Ordinary 普通股	100	100
龍資源有限公司 (Dragon Mining Limited ¹)	Hong Kong 香港	Ordinary 普通股	100	100

1 For translation purposes.

13. 股息

董事會議決不就截至2020年6月30日止六個月宣派任何中期股息(2019年6月30日：無)。

14. 關連人士交易**附屬公司**

綜合中期財務報表包括龍資源有限公司及下表所列附屬公司的財務報表：

1 僅供翻譯用途。

14. RELATED PARTY TRANSACTIONS (CONT'D)**Transactions with related parties**

The Company has the following transactions with related parties that are also exempted from continuing connected transactions disclosures according to Rule 14A.73(6) and 14A.73(8) of the Rules Governing the Listing of Securities on the Stock Exchange of Hong Kong Limited.

- (i) The Company has effected Directors' and Officers' Liability Insurance.
- (ii) In addition to his role as the Company's Chief Financial Officer, Mr DK Broughton provides Chief Financial Officer Services and the Company also provides administrative services including offering the use of certain space in the Company office premises located in Perth, Australia as its registered office to ASX listed gold explorer, Tanami Gold NL ("Tanami"). Tanami is a Company of which Messers' Dew, Smith and Procter, the Company's Non-Executive Chairman, Executive Director and Independent Non-Executive Director are also Non-Executive Directors. The provision of services commenced from 8 September 2014 whereby the Company will charge Tanami for 46% of Mr DK Broughton's salary cost. During the half-year period, the Company charged Tanami AU\$49,500 (30 June 2019: AU\$49,500) of which AU\$24,750 was outstanding at 30 June 2020 (30 June 2019: AU\$24,750).

Entity with significant influence over the Group

As at 30 June 2020, the following entities have significant influence over the Group:

- (i) Allied Properties Resources Limited, a wholly owned subsidiary of Allied Properties (H.K.) Limited, owns 27,730,727 ordinary shares of the Company for an interest of 19.97% (30 June 2019: 18.35%). The Company also has an unsecured AU\$12 million loan facility ("Loan Facility") with AP Finance Limited, a subsidiary of Allied Properties (H.K.) Limited. The key provisions of the Loan Facility include (i) an interest rate of 4.0% per annum payable in arrears, and (ii) a loan with the term up to 31 December 2021. Refer to note 10. For information only, as at 30 June 2020, Allied Properties (H.K.) Limited was in the process of privatization.
- (ii) Sincere View International Ltd. owns 27,500,899 ordinary shares of the Company for an interest of 19.81%.

14. 關連人士交易(續)**與關連人士的交易**

本公司擁有以下亦獲豁免遵守香港聯合交易所有限公司證券上市規則第14A.73(6)及14A.73(8)條項下持續關連交易披露規定的關聯方交易。

- (i) 本公司已落實董事及高級人員的責任保險。
- (ii) 除了擔任本公司首席財務官之外，DK Broughton先生亦向澳交所上市的黃金勘探公司Tanami Gold NL (「Tanami」) 提供首席財務官的服務，而本公司亦向其提供行政服務，包括提供本公司位於澳洲珀斯的辦公處所的若干空間作為其註冊辦事處。Tanami是本公司非執行主席狄先生、執行董事Smith先生及獨立非執行董事Procter先生亦擔任其非執行董事的一家公司。有關服務自2014年9月8日開始提供，據此，本公司將向Tanami收取DK Broughton先生46%的薪酬成本。於半年期間內，本公司向Tanami收取49,500澳元(2019年6月30日：49,500澳元)，其中於2020年6月30日的未支付費用為24,750澳元(2019年6月30日：24,750澳元)。

對本集團有重大影響的實體

於2020年6月30日，以下實體對本集團有重大影響：

- (i) 聯合地產(香港)有限公司的全資附屬公司Allied Properties Resources Limited擁有本公司27,730,727股普通股(即19.97%權益(2019年6月30日：18.35%))。本公司亦與聯合地產(香港)有限公司的附屬公司AP Finance Limited訂有12百萬澳元的無抵押貸款融資(「貸款融資」)。貸款融資的主要條款包括(i)應按4.0%的年利率付息；及(ii)貸款期限至2021年12月31日為止。請參閱附註10。僅供參考，於2020年6月30日，聯合地產(香港)有限公司正進行私有化。
- (ii) Sincere View International Ltd.擁有本公司27,500,899股普通股(即19.81%權益)。

15. SEGMENT INFORMATION

15. 分部資料

		Sweden 瑞典	Finland 芬蘭	Unallocated 未分配	Total 總計
		30 Jun 2020 2020年 6月30日 AU\$'000 千澳元	30 Jun 2020 2020年 6月30日 AU\$'000 千澳元	30 Jun 2020 2020年 6月30日 AU\$'000 千澳元	30 Jun 2020 2020年 6月30日 AU\$'000 千澳元
Segment revenue	分部收益				
Gold sales to external customers	對外部客戶銷售黃金	27,493	8,428	-	35,921
Inter-segment sales	分部間銷售	-	25,593	-	25,593
Elimination of inter-segment revenue	抵銷分部間收益	-	-	(25,593)	(25,593)
Total revenue	收益總額	27,493	34,021	(25,593)	35,921
Other revenue	其他收益				
Sundry revenue	雜項收益	-	6	-	6
Total other revenue	其他收益總額	-	6	-	6
Segment interest expense	分部利息開支	1	-	-	1
Unallocated interest expense	未分配利息開支	-	-	53	53
Total interest expense	利息開支總額	1	-	53	54
Depreciation and amortisation	折舊及攤銷	112	3,420	22	3,554
Exploration write off	勘探撇銷	-	871	-	871
		112	4,291	22	4,425
Segment result	分部業績				
Pre-tax segment result	除稅前分部業績	(2,102)	8,190	-	6,088
Income tax expense	所得稅開支	-	-	-	-
Post-tax segment result	除稅後分部業績	(2,102)	8,190	-	6,088
Unallocated items:	未分配項目：				
Corporate interest revenue and other income	公司利息收益及其他收入				50
Corporate costs	公司成本				(664)
Finance costs	財務成本				(56)
Elimination of inter-company interest, expense and management fees in segment results	分部業績中抵銷集團內公司間利息、開支及管理費				840
Profit after tax as per the Consolidated Statement of Profit or Loss	按照綜合損益表所示除稅後溢利				6,258

15. SEGMENT INFORMATION (CONT'D)

15. 分部資料(續)

		Sweden 瑞典 30 Jun 2019 2019年 6月30日 AU\$'000 千澳元	Finland 芬蘭 30 Jun 2019 2019年 6月30日 AU\$'000 千澳元	Unallocated 未分配 30 Jun 2019 2019年 6月30日 AU\$'000 千澳元	Total 總計 30 Jun 2019 2019年 6月30日 AU\$'000 千澳元
Segment revenue	分部收益				
Gold sales to external customers	對外部客戶銷售黃金	19,436	2,835	-	22,271
Inter-segment sales	分部間銷售	-	20,777	-	20,777
Elimination of inter-segment revenue	抵銷分部間收益	-	-	(20,777)	(20,777)
Total revenue	收益總額	19,436	23,612	(20,777)	22,271
Other revenue	其他收益				
Interest revenue	利息收益	-	-	41	41
Sundry revenue	雜項收益	-	7	-	7
Total other revenue	其他收益總額	-	7	41	48
Segment interest expense	分部利息開支	-	-	13	13
Unallocated interest expense	未分配利息開支	-	-	-	-
Total interest expense	利息開支總額	-	-	13	13
Depreciation and amortisation	折舊及攤銷	67	3,141	1	3,209
Disposal of exploration	出售勘探	-	449	-	449
		67	3,590	1	3,658
Segment result	分部業績				
Pre-tax segment result	除稅前分部業績	(3,895)	6,853	-	2,958
Income tax expense	所得稅開支	-	-	-	-
Post-tax segment result	除稅後分部業績	(3,895)	6,853	-	2,958
Unallocated items:	未分配項目：				
Corporate interest revenue and other income	公司利息收益及其他收入				63
Corporate costs	公司成本				(1,576)
Finance costs	財務成本				(16)
Elimination of inter-company interest, expense and management fees in segment results	分部業績中抵銷集團內公司間利息、開支及管理費				1,271
Profit after tax as per the Consolidated Statement of Profit or Loss	按照綜合損益表所示除稅後溢利				2,700

15. SEGMENT INFORMATION (CONT'D)

Non-current assets by
Geographic location

At 30 June 2020

At 31 December 2019

按地理位置劃分的
非流動資產

於2020年6月30日

於2019年12月31日

15. 分部資料(續)

Australia 澳洲 30 Jun 6月30日 AU\$'000 千澳元	Sweden 瑞典 30 Jun 6月30日 AU\$'000 千澳元	Finland 芬蘭 30 Jun 6月30日 AU\$'000 千澳元	Total 總計 30 Jun 6月30日 AU\$'000 千澳元
381	23,947	24,163	48,491
255	23,241	24,159	47,655

16. EXPENDITURE COMMITMENTS

a) Exploration commitments

Due to the nature of the Consolidated Entity's operations in exploring and evaluating areas of interest, it is very difficult to accurately forecast the nature or amount of future expenditure, although it will be necessary to incur expenditure to retain present interests in mineral tenements. Expenditure commitments on mineral tenure for the Consolidated Entity can be reduced by selective relinquishment of exploration tenure or by the renegotiation of expenditure commitments. The approximate minimum level of exploration requirements to retain current tenements in good standing is detailed below.

Within one year	一年內
One year or later and no later than five years	一年或之後及不遲於五年

16. 開支承擔

a) 勘探承擔

由於綜合實體在勘探及評估利益相關方面的業務性質使然，儘管有必要產生支出以保留現有礦產權益，但很難準確預測未來支出的性質或金額。通過有選擇性地讓渡勘探權或重新協商開支承擔，可減少綜合實體礦產權利的開支承擔。以下詳細說明使現有礦權保持良好狀況的概約最低勘探要求水平。

30 Jun 2020 2020年 6月30日 AU\$'000 千澳元	30 Jun 2019 2019年 6月30日 AU\$'000 千澳元
67	39
309	181
376	220

16. EXPENDITURE COMMITMENTS (CONT'D)**b) Short-term lease expense commitments**

Future operating lease commitments not provided for in the financial statements are as follows:

Within one year 一年內

c) Remuneration commitments

Commitments for the payment of salaries and other remuneration under long-term employment contracts in existence at the reporting date but not recognised as liabilities are as follows:

Within one year 一年內

16. 開支承擔(續)**b) 短期租賃開支承擔**

財務報表中未作撥備的未來經營租賃承擔如下：

30 Jun 2020 2020年 6月30日 AU\$'000 千澳元	30 Jun 2019 2019年 6月30日 AU\$'000 千澳元
48	39
48	39

c) 薪酬承擔

根據於報告日期存續的長期僱傭合同支付薪金及其他薪酬的承擔(但未確認為負債)如下：

30 Jun 2020 2020年 6月30日 AU\$'000 千澳元	30 Jun 2019 2019年 6月30日 AU\$'000 千澳元
321	321
321	321

17. CONTINGENT LIABILITIES

PEIC dispute successfully appealed

As previously announced, PEIC Oy, one of the Group's electrical contractors at the time in Finland, ceased to provide electrical contracting services to Dragon Mining Oy ("DOY"). On 20 December 2017, the Company was informed by the Pirkanmaan District Court ("District Court") that PEIC Oy had applied to the District Court summoning a claim against DOY. On 17 December 2018, the District Court ruled in favour of PEIC Oy. On 22 February 2019, the Court of Appeal, having read the Group's appeal document and grounds for appeal, granted the Group leave to appeal the District Court's ruling. The basis for the Group's appeal challenged both the reasonableness and legitimacy of a number of historical demands being raised in PEIC Oy's claim.

The Group objected to all historical demands from PEIC Oy and maintained the view that PEIC Oy did not have a valid basis for its claim above the amount provided by the Company. By the judgment on 5 June 2020 No 375 (S 19/135) the Turku Court of Appeal overturned the judgment of the Pirkanmaa District Court and judged the case close to what was required and originally estimated by Dragon Mining. The deadline for PEIC Oy to submit a petition for leave of appeal expired on 5 August 2020.

Orivesi waste material

During 2018, the Company received notice regarding the presence of waste material in the upper levels of the Orivesi Mine. As previously announced, the Company believes that the bulk of the waste material stored between the 66m and 85m levels had been deposited before the Company purchased the asset in 2003 and recommenced mining of ore in 2007. The Company submitted its explanation and a work procedure prior to the commencement of waste material removal in 2019 in which 28,000 kg of mixed waste and rock from the 66m level was safely removed. The Company is committed to the safe removal or containment of any remaining hazardous material and continues discussions with relevant parties to ensure this outcome.

17. 或然負債

PEIC糾紛勝訴

誠如先前所公佈，本集團當時於芬蘭的其中一名電力承包商PEIC Oy不再向Dragon Mining Oy(「DOY」)提供電力承包服務。於2017年12月20日，本公司獲Pirkanmaan區域法院(「區域法院」)告知，PEIC Oy已向區域法院申請對DOY提出申索。於2018年12月17日，區域法院裁定PEIC Oy勝訴。於2019年2月22日，上訴法院經審閱本集團的上訴文件及上訴理由，向本集團授予上訴許可，以就區域法院的裁決提出上訴。本集團基於PEIC Oy申索中提出若干過往要求的合理性及合法性提出上訴。

本集團已反對PEIC Oy所有過往要求，並認為PEIC Oy提出高於本公司所提供金額的申索並無有效依據。Turku上訴法院於2020年6月5日作出第375號判決(S 19/135)，駁回Pirkanmaa區域法院的判決，並對該案作出接近龍資源所需及最初估計的判決。PEIC Oy提交上訴許可呈請的最後限期為2020年8月5日。

Orivesi廢料

於2018年，本公司收到有關於Orivesi礦場高處存放的廢料的通知。誠如先前所公佈，本公司認為66米與85米水平之間存放的廢料在本公司於2003年購買該礦場及於2007年重啟採礦活動之前既已存放。於2019年，本公司已提交解釋說明及開始廢料移除工作前的工作流程，且本公司已自66米水平處安全地移除28,000公斤混合廢料及岩石。本公司致力安全移除或儲存任何剩餘有害廢料，並將繼續與有關各方展開磋商以確保達成該結果。

17. CONTINGENT LIABILITIES (CONT'D)**Orivesi waste material (Cont'd)**

On 6 March 2020, the Company submitted a risk assessment to the Pirkanmaa Centre for Economic Development, Transport and the Environment ("PIR ELY") based on the results of the four drill holes and water samples taken from the stope and other parts of the mine. The risk assessment confirmed there is no need to remove the material due to its non-hazardous environmental impact. Additionally, the risk assessment confirmed the safe removal of the material is also not possible. Considering these factors, the Company applied for a retrospective Environmental Permit. In July 2020, PIR ELY imposed a compulsion order that requires the Company to investigate the composition of the waste to ensure the findings from the initial risk assessment are representative of the total waste remaining. The Company has provided an amount in its accounts for future drilling and associated costs to comply with the compulsion order.

18. SIGNIFICANT EVENTS AFTER PERIOD END

There are no significant events after period end to report up to the date of this report.

17. 或然負債(續)**Orivesi廢料(續)**

於2020年3月6日，本公司根據四個鑽孔的結果及從回採及礦場其他地方採集的水樣，向Pirkanmaa經濟發展、運輸及環境中心(「PIR ELY」)提交一份風險評估。風險評估確認，由於該材料對環境無害，沒有必要移除。此外，風險評估亦確認不可能安全移除該材料。考慮到該等因素，本公司申請追溯性環境許可證。於2020年7月，PIR ELY實施強制令，要求本公司調查廢料的成分，以確保初始風險評估的結果能夠代表剩餘的全部廢料。本公司已在其帳目中為未來鑽探及相關成本撥備一筆款項，以遵守該強制令。

18. 期末後重大事項

截至本報告日期，期末後概無重大事項需要報告。



**Building a better
working world**

Ernst & Young
11 Mounts Bay Road
Perth WA 6000 Australia
GPO Box M939 Perth WA 6843

Tel 電話: +61 8 9429 2222
Fax 傳真: +61 8 9429 2436
ey.com/au

Independent review report to the Board of Directors of Dragon Mining Limited

致龍資源有限公司董事會之獨立審閱報告

INTRODUCTION

We have reviewed the interim financial information set out on pages 4 to 29 which comprises the consolidated interim statement of financial position of Dragon Mining Limited (the "Company") and its subsidiaries (together the "Group") as at 30 June 2020 and the related consolidated interim statements of profit or loss, other comprehensive income, changes in equity and cash flows for the six-month period then ended, a summary of significant accounting policies and other explanatory notes. The Rules Governing the Listing of Securities on The Stock Exchange of Hong Kong Limited require the preparation of a report on interim financial information to be in compliance with the relevant provisions thereof and International Accounting Standard 34 Interim Financial Reporting ("IAS 34") issued by the International Accounting Standards Board. The directors of the Company are responsible for the preparation and presentation of this interim financial information in accordance with IAS 34. Our responsibility is to express a conclusion on this interim financial information based on our review. Our report is made solely to you, as a body, in accordance with our agreed terms of engagement, and for no other purpose. We do not assume responsibility towards or accept liability to any other person for the contents of this report.

緒言

我們已審閱載於第4頁至29頁之中期財務資料，包括龍資源有限公司（「貴公司」）及其附屬公司（統稱「貴集團」）於2020年6月30日之綜合中期資產負債表及截至該日止6個月之相關綜合中期損益表、其他全面收益表、權益變動表及現金流量表、重要會計政策概要及其他說明性附註。香港聯合交易所有限公司證券上市規則規定須根據其相關條例及國際會計準則理事會頒佈的國際會計準則第34號中期財務報告（「國際會計準則第34號」）編製中期財務資料報告。貴公司董事對根據國際會計準則第34號編製並呈報之中期財務資料負責。我們之責任為根據我們之審閱工作就中期財務資料作出結論。根據協定之委聘條款，我們僅向閣下（作為實體）報告我們之結論，除此之外並無其他用途。我們毋須就本報告內容向任何其他人士負責或承擔責任。

SCOPE OF REVIEW

We conducted our review in accordance with International Standard on Review Engagements 2410, "Review of Interim Financial Information Performed by the Independent Auditor of the Entity". A review of interim financial information consists of making inquiries, primarily of persons responsible for financial and accounting matters, and applying analytical and other review procedures. A review is substantially less in scope than an audit conducted in accordance with International Standards on Auditing and consequently does not enable us to obtain assurance that we would become aware of all significant matters that might be identified in an audit. Accordingly, we do not express an audit opinion.

審閱範圍

我們已根據國際審閱準則第2410號「獨立審計師對企業中期財務信息執行審閱」進行審閱。審閱中期財務資料之工作包括主要向負責財務及賬目事宜之人士進行諮詢、應用分析程序及其他審閱程序。由於審閱範圍遠較根據國際核數準則進行審核者為小，我們無法保證本行能獲悉審核程序可能確認之所有重大事項。因此我們並無發表審核意見。

CONCLUSION

Based on our review, nothing has come to our attention that causes us to believe that the interim financial information is not prepared, in all material respects, in accordance with IAS 34.

結論

根據我們的審閱，我們並不知悉任何使我們認為中期財務資料在任何重大方面未根據國際會計準則第34號編製之事項。

Ernst & Young
Chartered Accountants
Perth, Western Australia
29 September 2020

安永會計師事務所
特許會計師
西澳洲珀斯
2020年9月29日

DIRECTORS' AND CHIEF EXECUTIVES' INTERESTS AND SHORT POSITIONS IN SHARES, UNDERLYING SHARES AND DEBENTURES

As at 30 June 2020, the interests and short positions of the Directors and Chief Executive of the Company in the shares and underlying shares of the Company (within the meaning of Part XV of the Securities and Futures Ordinance) (Cap. 571 of the Laws of Hong Kong) (the "SFO"), as recorded in the register required to be kept by the Company pursuant to section 352 of the SFO, or as otherwise notified to the Company and The Stock Exchange of Hong Kong Limited pursuant to the Model Code for Securities Transactions by Directors of Listed Issuers (the "Model Code") as set out in Appendix 10 of the Rules Governing the Listing of Securities on The Stock Exchange of Hong Kong Limited (the "Listing Rules"), were as follows:

董事及主要行政人員於股份、相關股份及債權證中的權益及淡倉

於2020年6月30日，本公司董事及主要行政人員於本公司股份及相關股份(定義見香港法例第571章證券及期貨條例(「證券及期貨條例」)第XV部)中擁有記錄於本公司根據證券及期貨條例第352條須予存置的登記冊的權益及淡倉，或根據香港聯合交易所有限公司證券上市規則(「上市規則」)附錄十所載上市發行人董事進行證券交易的標準守則(「標準守則」)另行知會本公司及香港聯合交易所有限公司的權益及淡倉如下：

Name of Director/Chief Executive 董事／主要行政人員姓名	Capacity/Nature of interest 身份／權益性質	Number of Shares 股份數目	Approximate % of Shareholding in Company 佔本公司股權概約百分比
Mr Arthur G Dew 狄亞法先生	Beneficial Owner/Personal Interest 實益擁有人／個人權益	220,000	0.16%
Mr Brett R Smith Brett R Smith先生	Beneficial Owner/Personal Interest 實益擁有人／個人權益	118,866	0.09%
Mr Carlisle C Procter Carlisle C Procter先生	Beneficial Owner/Personal Interest 實益擁有人／個人權益	102,602	0.07%

a) All interests stated are long positions.

a) 所列權益均為好倉。

b) The calculation is based on the total number of 138,840,613 shares in issue as at 30 June 2020.

b) 有關計算乃基於2020年6月30日已發行股份總數138,840,613股而作出。

Save as disclosed above, at 30 June 2020, none of the Directors or Chief Executives of the Company had any interests or short positions in any shares, underlying shares or debentures of the Company or any of its associated corporations, within the meaning of Part XV of the SFO, as recorded in the register required to be kept under Section 352 of the SFO or as otherwise notified to the Company and The Stock Exchange of Hong Kong Limited pursuant to the Model Code.

除上文所披露者外，於2020年6月30日，概無本公司董事或主要行政人員於本公司或其任何相聯法團(定義見證券及期貨條例第XV部)的任何股份、相關股份或債權證中擁有記錄於本公司根據證券及期貨條例第352條須予存置的登記冊，或根據標準守則須另行知會本公司及香港聯合交易所有限公司的權益及淡倉。

DISCLOSURE OF CHANGES IN INFORMATION OF DIRECTORS

Pursuant to Rule 13.51B(1) of the Listing Rules, changes of information of the Directors during the half-year period and up to the date of this report are set out as below:

Executive Director – Mr Brett R Smith

- On 24 January 2020, Mr Smith was appointed as Non-Executive Director of ASX listed company, Elementos Limited.
- On 10 July 2020, Mr Smith was appointed as Executive Director of ASX listed company, Metals X Limited.

DISCLOSURE OF CHANGES IN DIRECTORS' EMOLUMENTS

There have been no changes to the Directors emoluments during the half-year period and up to the date of this report.

董事資料變動的披露

根據上市規則第13.51B(1)條，半年期間及直至本報告日期內董事資料的變動載列如下：

執行董事－Brett R Smith先生

- 於2020年1月24日，Smith先生獲委任為澳交所上市公司Elementos Limited的非執行董事。
- 於2020年7月10日，Smith先生獲委任為澳交所上市公司Metals X Limited的執行董事。

董事酬金變動的披露

半年期間及直至本報告日期內，董事酬金概無變動。

SUBSTANTIAL SHAREHOLDERS' INTERESTS AND SHORT POSITIONS IN SHARES AND UNDERLYING SHARES

As at 30 June 2020, so far as the Directors are aware, the following persons (other than Directors or Chief Executives of the Company) or corporations have interests or short positions in the shares and the underlying shares of the Company which were required to be disclosed to the Company under the provisions of Division 2 and 3 of Part XV of the SFO, or which were recorded in the register required to be kept under section 336 of the SFO:

主要股東於股份及相關股份中的權益及淡倉

於2020年6月30日，據董事所知，下列人士（除本公司董事或主要行政人員外）或法團於本公司股份及相關股份中擁有根據證券及期貨條例第XV部第2及3分部的條文須披露予本公司，或已記錄於根據證券及期貨條例第336條須予存置的登記冊的權益或淡倉：

Name of Shareholder 股東名稱	Nature of Interest 權益性質	Position 倉位	Number of Shares 股份數目	Approximate % ^(f) 概約百分比 ^(f)
Lee Seng Huang 李成煌	Interest of a Controlled Corporation 受控法團權益	Long 好倉	^(a) 27,730,727	19.97%
Lee Seng Hui 李成輝	Interest of a Controlled Corporation 受控法團權益	Long 好倉	^(a) 27,730,727	19.97%
Lee Su Hwei 李淑慧	Interest of a Controlled Corporation 受控法團權益	Long 好倉	^(a) 27,730,727	19.97%
Minty Hongkong Limited	Interest of a Controlled Corporation 受控法團權益	Long 好倉	^(a) 27,730,727	19.97%
Allied Group Limited 聯合集團有限公司	Interest of a Controlled Corporation 受控法團權益	Long 好倉	^{(b) & (c)} 27,730,727	19.97%
Allied Properties (H.K.) Limited 聯合地產(香港)有限公司	Interest of a Controlled Corporation 受控法團權益	Long 好倉	^{(b) & (c)} 27,730,727	19.97%
Allied Properties Overseas Limited	Interest of a Controlled Corporation 受控法團權益	Long 好倉	^(c) 27,730,727	19.97%
Allied Properties Resources Limited	Beneficial Owner 實益擁有人	Long 好倉	^(c) 27,730,727	19.97%
Hon Kwok Lung 韓國龍	Interest of a Controlled Corporation 受控法團權益	Long 好倉	^(d) 27,800,899	20.02%
Sincere View International Ltd.	Beneficial Owner 實益擁有人	Long 好倉	^(d) 27,800,899	20.02%
Lam Suk Ying 林淑英	Interest of Spouse 配偶權益	Long 好倉	^(e) 27,800,899	20.02%

SUBSTANTIAL SHAREHOLDERS' INTERESTS AND SHORT POSITIONS IN SHARES AND UNDERLYING SHARES (CONT'D)
主要股東於股份及相關股份中的權益及淡倉(續)

- a) Mr Lee Seng Hui, Ms Lee Su Hwei and Mr Lee Seng Huang are the trustees of Lee and Lee Trust, being a discretionary trust. The Lee and Lee Trust, through a number of wholly-owned companies (including Minty Hongkong Limited), controlled approximately 74.95% of the total number of issued shares of Allied Group Limited ("AGL") (inclusive of Mr Lee Seng Hui's personal interests) and was therefore deemed to have an interest in the shares in which AGL was interested through Allied Properties (H.K.) Limited ("APL") for the purpose of SFO.
- b) APL was a non-wholly-owned subsidiary of AGL as at 30 June 2020. AGL was therefore deemed to have an interest in the shares in which APL was interested for the purpose of SFO.
- c) The interests in 27,730,727 shares of the Company was held by Allied Properties Resources Limited ("APRL"), a wholly-owned subsidiary of Allied Properties Overseas Limited ("APOL") which in turn is a wholly-owned subsidiary of APL. Each of APL and APOL was therefore deemed to have an interest in the shares in which APRL was interested for the purpose of SFO.
- d) Mr Hon Kwok Lung controlled 80% of the issued shares of Sincere View International Ltd. Mr Hon Kwok Lung was therefore deemed to have an interest in the shares in which Sincere View International Ltd. was interested for the purpose of SFO.
- e) Ms Lam Suk Ying is spouse of Mr Hon Kwok Lung. She was therefore deemed to have an interest in the shares in which Mr Hon Kwok Lung was deemed to be interested for the purpose of SFO.
- f) The calculation is based on the total number of 138,840,613 shares in issue as at 30 June 2020.
- a) 李成輝先生、李淑慧女士及李成煌先生為 Lee and Lee Trust (全權信託) 的信託人。Lee and Lee Trust 通過多家全資公司 (包括 Minty Hongkong Limited) 控制聯合集團有限公司 (「聯合集團」) 已發行股份總數約 74.95% (包括李成輝先生的個人權益)，就證券及期貨條例而言因而被視為擁有聯合集團透過聯合地產 (香港) 有限公司 (「聯合地產」) 所持股份之權益。
- b) 於2020年6月30日，聯合地產為聯合集團的非全資附屬公司。就證券及期貨條例而言，聯合集團因而被視為擁有聯合地產所持股份之權益。
- c) 於本公司27,730,727股股份中的權益為由 Allied Properties Overseas Limited (「APOL」) 的全資附屬公司 Allied Properties Resources Limited (「APRL」) 所持有，而 APOL 為聯合地產的全資附屬公司。就證券及期貨條例而言，聯合地產及 APOL 因而各自被視為擁有 APRL 所持股份之權益。
- d) 韓國龍先生控制 Sincere View International Ltd. 已發行股份的 80%。韓國龍先生因此就證券及期貨條例而言被視為於 Sincere View International Ltd. 擁有權益之股份中擁有權益。
- e) 林淑英女士為韓國龍先生的配偶。彼因此就證券及期貨條例而言被視為於韓國龍先生被視為擁有權益的股份中擁有權益。
- f) 有關計算乃基於2020年6月30日已發行股份總數138,840,613股而作出。

CORPORATE GOVERNANCE PRACTICES

The Board is committed to achieving good corporate governance standards. The Board believes that good corporate governance is essential in providing a framework for the Company to safeguard the interests of shareholders, enhance corporate value, formulate its business strategies and policies, and enhance its transparency and accountability.

During the half-year period ended 30 June 2020, the Company has complied with all code provisions of the Corporate Governance Code as set out in Appendix 14 of the Listing Rules.

MODEL CODE FOR SECURITIES TRANSACTIONS

The Company has adopted the Model Code as the code of conduct regarding Directors' securities transactions. Specific enquiry has been made by the Company with all Directors and the Directors have confirmed that they have complied with the Model Code throughout the period ended 30 June 2020.

AUDIT AND RISK MANAGEMENT COMMITTEE AND REVIEW OF INTERIM FINANCIAL INFORMATION

The Audit and Risk Management Committee consists of three Independent Non-Executive Directors. The Audit and Risk Management Committee has reviewed the interim results of the Company for the half-year period ended 30 June 2020, including the accounting principles and practices adopted by the Company. The figures in respect of the Company's Consolidated Interim Statement of Profit or Loss and Consolidated Interim Statement of Other Comprehensive Income, the Consolidated Interim Statement of Financial Position, the Consolidated Interim Statement of Changes in Equity, the Consolidated Interim Statement of Cashflows, and the related notes thereto for the half-year period ended 30 June 2020 as set out in this interim report, have been reviewed by the Company's Auditors, Ernst & Young. Ernst & Young's review was conducted in accordance with the International Standard on Review Engagements 2410 *Review of Interim Financial Information Performed by the Independent Audit of the Entity* as detailed on page 30.

企業管治常規

董事會致力實踐良好企業管治標準。董事會相信，良好的企業管治對為本集團提供框架以保障股東權益、提升企業價值、制定業務策略及政策以及提升透明度及問責性而言實屬重要。

於截至2020年6月30日止半年期間，本公司已遵守上市規則附錄十四所載企業管治守則的所有守則條文。

進行證券交易的標準守則

本公司已採納標準守則，作為董事進行證券交易的行為準則。經本公司作出特定查詢後，全體董事均確認彼等於截至2020年6月30日止整個期間已遵守標準守則。

審核及風險管理委員會及審閱中期財務資料

審核及風險管理委員會由三名獨立非執行董事組成。審核及風險管理委員會已審閱本公司截至2020年6月30日止半年期間的中期業績，包括本公司所採納的會計準則及常規。本中期報告所載有關本公司截至2020年6月30日止半年期間的本公司綜合中期損益表、綜合中期其他全面收益表、綜合中期財務狀況表、綜合中期權益變動表、綜合中期現金流量表以及相關附註的數字，已由本公司核數師安永會計師事務所審閱。安永會計師事務所根據國際審閱工作準則 2410號「由實體的獨立核數師執行中期財務資料審閱」進行審閱，詳情請參閱第30頁。

RELATED PARTY TRANSACTION

Details of the related party transactions are set out in note 14 to the Consolidated Interim Financial Statements. The related party transactions did not constitute connected transactions or are exempted connected transactions under the Listing Rules.

ROUNDING

The amounts contained in this report and in the financial report have been rounded to the nearest AU\$1,000 (where rounding is applicable).

INTERIM DIVIDEND

No dividend had been paid or declared during the period and no dividend has been recommended or declared by the Directors for the half-year period ended 30 June 2020 (2019 HY: Nil).

PURCHASE, SALE OR REDEMPTION OF THE COMPANY'S LISTED SECURITIES

During the half-year ended 30 June 2020, neither the Company nor any of its subsidiaries had purchased, sold or redeemed any of the Company's listed shares.

關連人士交易

有關關連人士交易的詳情載於綜合中期財務報表附註14。該等關連人士交易不構成上市規則項下的關連交易或為其項下的獲豁免關連交易。

約整

本報告及財務報告所列金額均已約整至最接近的1,000澳元(如適合約整)。

中期股息

本公司並無於本期間支付或宣派任何股息，且董事並無建議或宣派就截至2020年6月30日止半年期間支付任何股息(2019半年度：無)。

購買、出售或贖回本公司的上市證券

於截至2020年6月30日止半年度，本公司或其任何附屬公司概無購買、出售或贖回本公司任何上市股份。

BUSINESS REVIEW

Nature of Operations and Principal Activities

The Group comprises Dragon Mining Limited (“Dragon Mining” or the “Company”), the parent entity, and its subsidiaries. Of these subsidiaries, the operating entities are Dragon Mining (Sweden) AB in Sweden and Dragon Mining Oy in Finland.

The Group operates gold mines and processing facilities in Finland and Sweden. In Finland, the Vammala Production Centre (“Vammala”) consists of a conventional 300,000 tonnes per annum (“tpa”) crushing, milling and flotation plant (“Vammala Plant”), the Jokisivu Gold Mine (“Jokisivu”) the Kaapelinkulma Gold Mine (“Kaapelinkulma”) and the Orivesi Gold Mine (“Orivesi”) which ceased production in June 2019. Annual production from Finland is in the range of 23,000 to 30,000 ounces of gold in concentrate depending on the grade of ore and gold concentrate feed.

In Sweden, the operation is known as the Svartliden Production Centre (“Svartliden”), consisting of a 300,000 tpa carbon-in-leach processing plant (“Svartliden Plant”) and the closed Svartliden Gold Mine (mining completed in 2013). The test-mining program recommenced at the Fäboliden Gold Mine (“Fäboliden”) in June 2020, with gold production to recommence in September 2020.

The principal activities of the Group during the half-year were:

- Gold mining, and processing ore in Finland;
- Gold mining, and processing gold concentrate in Sweden; and
- Exploration, evaluation and development of gold projects in the Nordic region.

There have been no significant changes in the nature of those activities during the half-year period.

業務回顧

營運性質及主要業務

本集團包括龍資源有限公司（「龍資源」或「本公司」）、母公司實體及其附屬公司。於該等附屬公司中，營運中實體為瑞典的Dragon Mining (Sweden) AB及芬蘭的Dragon Mining Oy。

本集團於芬蘭及瑞典經營金礦及加工設施。芬蘭的Vammala生產中心（「Vammala」）包括一座年處理量（「年處理量」）300,000噸並集碾碎、精磨和浮選於一體的傳統工廠（「Vammala工廠」）、Jokisivu金礦（「Jokisivu」）、Kaapelinkulma金礦（「Kaapelinkulma」）及於2019年6月停產的Orivesi金礦（「Orivesi」）。芬蘭的年產量介乎23,000至30,000盎司金精礦，具體視乎礦石及金精礦進料的品位而定。

瑞典的設施為Svartliden生產中心（「Svartliden」），包括一座年處理量300,000噸的炭濾法加工廠（「Svartliden工廠」）及已關閉的Svartliden金礦（已於2013年完成開採）。Fäboliden金礦（「Fäboliden」）的試採計劃於2020年6月重新展開，黃金生產於2020年9月重新展開。

本集團在半年內的主要業務為：

- 在芬蘭開採金礦及加工礦石；
- 在瑞典開採金礦和加工金精礦；及
- 在北歐地區勘探、評估及開發黃金項目。

該等業務活動的性質於半年期間內並無發生任何重大變化。

OPERATIONS OVERVIEW

COVID-19 Pandemic Response

In March 2020, the COVID-19 outbreak was declared a pandemic by the World Health Organisation. At the date of this report, the pandemic, together with the various Government measures so far introduced, have not significantly disrupted the Group's operations. The Group mobilised its contingency plans. Some of the actions taken during the period included:

- a) working with the Group's gold Refiner to ensure the continued collection and payment for the gold doré produced at Svartliden;
- b) managing the logistics and re-routing of gold shipments due to disruptions caused to international flights; and
- c) planning for longer lead times for approvals in Sweden.

The Group has implemented significant controls and requirements at all its sites to protect the health and safety of its workforce, their families, local suppliers and neighbouring communities while ensuring a safe environment for operations to continue as usual.

The Group's COVID-19 response protocols reinforce and operate concurrently with public health advice to include:

- social distancing protocols;
- suspension of large indoor gatherings;
- cancellation of all non-essential travel;
- flexible and remote working plans for employees;
- access to site restrictions and temperature screening;
- self-isolation following international travel, development of symptoms, or interaction with a confirmed case of COVID-19;
- increased inventory of hand sanitiser and hygiene supplies; and
- increased focus on cleaning and sanitation.

No adjustments have been made to the Group's result as at 30 June 2020 for the impacts of COVID-19. However, the scale and duration of possible future Government measures, and their impact on the Group's operations and financial situation, necessarily remains uncertain.

營運回顧

COVID-19疫情應對措施

於2020年3月，世界衛生組織宣佈COVID-19疫情爆發。於本報告日期，疫情連同迄今推行的多項政府措施並無嚴重干擾本集團的營運。本集團啟動其應急計劃。期間內採取的若干行動，包括：

- a) 與本集團的黃金冶煉廠合作，確保繼續收取Svartliden生產的合質金並就其付款；
- b) 管理由於國際航班中斷所導致的黃金運輸物流及改道；及
- c) 計劃於瑞典申請所需較長的時間。

本集團已於其所有場所實施重大監控及規定，以保障其員工、其家庭、當地供應商及鄰近社區的健康及安全，同時確保營運環境安全以如常繼續進行。

本集團的COVID-19應對措施方案加強，並與公眾衛生建議同時實施，包括：

- 社交距離規定；
- 暫停大型室內聚會；
- 取消所有非必要出行；
- 為僱員提供靈活及遠程辦公計劃；
- 限制場所進出及檢測體溫；
- 於國際出行、出現症狀或與COVID-19確診病患接觸後進行自我隔離；
- 增加洗手液及衛生用品存貨；及
- 更注重清潔及衛生。

並無就COVID-19的影響對本集團於2020年6月30日的業績作出任何調整。然而，未來政府可能採取的措施的規模及持續時間，以及其對本集團營運及財務狀況的影響仍不確定。

OPERATIONS OVERVIEW (CONT'D)

Safety Performance

The Group continues to focus on driving an improved safety culture across all its operations and finished the period with a 12-month rolling lost time injury ("LTI") frequency rate, per million work hours of 4.20 (2019 HY: 4.38). One LTI occurred at the Group's Finnish operations during the period. Vammala, Jokisivu and Kaapelinkulma have recorded 48, 1,654, and 1,278 LTI free days, respectively. In Sweden, Svartliden recorded 1,553 days LTI free and Fäboliden 690 days LTI free.

Finland Operations

Vammala Plant

During the half-year to 30 June 2020, the Vammala Plant treated 160,342 tonnes of ore with an average grade of 2.8 g/t gold and achieved a process recovery of 85.3% to produce 12,102 ounces of gold in concentrate. Gold production decreased by 17.3% compared to the 2019 half-year period as a result of the cessation of mining higher grade ore tonnes from Orivesi. During the half-year period, Vammala mill feed was sourced from Jokisivu and Kaapelinkulma with a small number of remaining tonnes from Orivesi processed in January 2020.

- 137,558 tonnes of ore from Jokisivu at an average grade of 2.7 g/t gold;
- 21,370 tonnes of ore from Kaapelinkulma at an average grade of 3.1 g/t gold; and
- 1,414 tonnes of ore from Orivesi stockpiles at an average grade of 3.2 g/t gold.

營運回顧(續)

安全表現

本集團在旗下各個業務繼續推動已改善的安全意識，於期間內本公司12個月失時工傷(「失時工傷」)頻率為每百萬工時4.20起(2019半年度：4.38起)。於期間內，本集團芬蘭業務發生一起失時工傷。Vammala、Jokisivu及Kaapelinkulma已分別錄得48日、1,654日及1,278日無失時工傷日數。在瑞典，Svartliden的無失時工傷日數為1,553日，Fäboliden則為690日。

芬蘭業務

Vammala工廠

截至2020年6月30日止半年度，Vammala工廠已處理平均黃金品位為2.8克／噸的160,342噸礦石，其加工回收率達到85.3%，生產出12,102盎司金精礦。由於停止從Orivesi開採更高品位礦石噸位，黃金產量較2019半年度減少17.3%。於半年期間，Vammala供礦來自Jokisivu及Kaapelinkulma，少量來自Orivesi於2020年1月加工的剩餘噸位。

- 137,558噸礦石來自Jokisivu，平均黃金品位為2.7克／噸；
- 21,370噸礦石來自Kaapelinkulma，平均黃金品位為3.1克／噸；及
- 1,414噸礦石來自Orivesi庫存，平均黃金品位為3.2克／噸。

Vammala Production Centre

Vammala生產中心

30 Jun 2020 30 Jun 2019
2020年6月30日 2019年6月30日

Ore Mined (tonnes)	採礦量(噸)	177,540	157,176
Mined Grade (g/t gold)	所採礦石的黃金品位(克／噸)	2.6	3.2
Ore Milled (tonnes)	選礦量(噸)	160,342	158,401
Head Grade (g/t gold)	原礦品位(克／噸)	2.8	3.3
Process Recovery (%)	加工回收率(%)	85.3%	88.1%
Gold Production (oz)	黃金產量(盎司)	12,102	14,655

OPERATIONS OVERVIEW (CONT'D)

Finland Operations (Cont'd)

Jokisivu Gold Mine

Production tonnes from Jokisivu were sourced from the Main Zone of the Kujankallio deposit and from the Arpola deposit, with ore coming from both stope and development works. Total ore mined from Jokisivu was 146,671 tonnes at 2.6 g/t gold; 63,496 tonnes of ore came from ore stopes (2019 HY: 73,873 tonnes) and the remaining 83,175 tonnes (2019 HY: 47,070 tonnes) came from ore development. Gold production for the period was 10,213 ounces of gold (2019 HY: 10,269 ounces of gold). The increase in mined and milled tonnes from Jokisivu compensated for the lower head grade and process recovery to deliver consistent gold production over the period.

營運回顧(續)

芬蘭業務(續)

Jokisivu金礦

Jokisivu的生產噸位來自Kujankallio礦床及Arpola礦床主區，礦石來自回採及開發工程。Jokisivu的採礦總量為146,671噸，黃金品位為2.6克／噸。63,496噸礦石來自礦石回採(2019半年度：73,873噸)，餘下83,175噸(2019半年度：47,070噸)來自礦石開發。期間內黃金產量為10,213盎司黃金(2019半年度：10,269盎司黃金)。自Jokisivu採礦或選礦噸位增加彌補了較低的原礦品位及加工回收率，使期間內的黃金產量穩定。

		Jokisivu Gold Mine Jokisivu金礦	
		30 Jun 2020 2020年6月30日	30 Jun 2019 2019年6月30日

Ore Mined (tonnes)	採礦量(噸)	146,671	120,943
Mined Grade (g/t gold)	所採礦石的黃金品位(克／噸)	2.6	2.9
Ore Milled (tonnes)	選礦量(噸)	137,558	129,675
Head Grade (g/t gold)	原礦品位(克／噸)	2.7	2.8
Process Recovery (%)	加工回收率(%)	85.9%	88.3%
Gold Production (oz)	黃金產量(盎司)	10,102	10,269

Development of the Jokisivu decline progressed 227 metres laterally during the period, representing a vertical advancement of 29 metres to the 531.5 metre level.

期間內Jokisivu開發的斜坡深度側面推進227米，指垂直推進29米至531.5米水平。

OPERATIONS OVERVIEW (CONT'D)

Finland Operations (Cont'd)

Kaapelinkulma Gold Mine

Production at Kaapelinkulma came from open-pit mining with 30,869 tonnes of ore grading 2.6 g/t gold mined and the removal of 282,435 tonnes of waste rock. Stripping costs incurred during the development phase of Kaapelinkulma are capitalised as part of the depreciable cost of building, developing and constructing the mine. These capitalised costs are depreciated over the life of the mine based on units of production.

Ore Mined (tonnes)	採礦量(噸)	30,869	6,686
Waste Rock (tonnes)	廢石(噸)	282,435	115,270
Strip Ratio	剝離率	9:1	17:1
Mined Grade (g/t gold)	所採礦石的黃金品位(克/噸)	2.6	2.9
Ore Milled (tonnes)	選礦量(噸)	21,370	2,797
Head Grade (g/t gold)	原礦品位(克/噸)	3.1	3.6
Process Recovery (%)	加工回收率(%)	81.3%	88.8%
Gold Production (oz)	黃金產量(盎司)	1,760	288

Orivesi Gold Mine

Mining at Orivesi ceased in June 2019 after The Supreme Administrative Court of Finland upheld the decision by the Western and Inland Finland Regional State Administrative Office not to grant the Group a new Environmental Permit. Production during the half-year period came from the remaining 1,414 ore tonnes stockpiled which were milled in January 2020.

Ore Mined (tonnes)	採礦量(噸)	-	29,547
Mined Grade (g/t gold)	所採礦石的黃金品位(克/噸)	-	4.6
Ore Milled (tonnes)	選礦量(噸)	1,414	25,929
Head Grade (g/t gold)	原礦品位(克/噸)	3.2	5.6
Process Recovery (%)	加工回收率(%)	88.7%	87.1%
Gold Production (oz)	黃金產量(盎司)	129	4,097

The Group maintains valid exploration tenure at Orivesi with exploration and evaluation activities in the area continuing.

營運回顧(續)

芬蘭業務(續)

Kaapelinkulma金礦

Kaapelinkulma的產量來自露天採礦，已開採30,869噸黃金品位為2.6克/噸的礦石，並移除282,435噸廢石。於Kaapelinkulma開發階段產生的剝離成本作為興建、開發及建設礦場的可折舊成本的一部分予以資本化。該等資本化成本將於礦場的年期間內按產量折舊。

Kaapelinkulma Gold Mine
Kaapelinkulma金礦
30 Jun 2020 30 Jun 2019
2020年6月30日 2019年6月30日

Orivesi金礦

於芬蘭最高行政法院(The Supreme Administrative Court of Finland)決定維持芬蘭西部及內陸地區州社會事務暨衛生部的決定，不向本集團授出新環境許可證後，於Orivesi的採礦活動於2019年6月停止。半年期間的產量來自剩餘的1,414噸庫存礦石，其已於2020年1月選礦。

Orivesi Gold Mine
Orivesi金礦
30 Jun 2020 30 Jun 2019
2020年6月30日 2019年6月30日

本集團維持Orivesi有效的勘探權，區域內的勘探及評估活動仍會繼續。

OPERATIONS OVERVIEW (CONT'D)

Sweden Operations

Svartliden Production Centre

The Svartliden Production Centre ("Svartliden") is located in northern Sweden, approximately 700 kilometres north of Stockholm. It was established as part of an integrated operation comprising the Svartliden Plant and the Svartliden open-pit and underground gold mining operation ("Svartliden Gold Mine"). Brought into production in March 2005, Svartliden produced a total of 391,610 ounces of gold from Svartliden Gold Mine ore and external concentrates up to the end of 2016.

During the latest half-year, the Svartliden Plant processed the remaining 1,296 Fäboliden ore tonnes stockpiled at Svartliden and continued to process the majority of gold in concentrate from the Vammala Production Centre to produce gold doré bars. The Svartliden Plant has continued to strategically operate at below breakeven to ensure the retention of staff and maintain the operational facilities in readiness for the resumption of test mining and full-scale mining activities at Fäboliden.

營運回顧(續)

瑞典業務

Svartliden生產中心

Svartliden生產中心(「Svartliden」)位於瑞典北部，距斯德哥爾摩以北約700公里。成立該工廠乃為綜合作業的一部分，包括Svartliden工廠及Svartliden一個露天礦場及地下黃金開採作業(「Svartliden金礦」)。自2005年3月投產以來，Svartliden直至2016年底為止已自Svartliden金礦及外來精礦合共生產391,610盎司黃金。

於最近半年，Svartliden工廠加工在Svartliden存儲的餘下1,296噸Fäboliden礦石，並繼續加工來自Vammala生產中心的大部分金精礦，以生產合質金錠。Svartliden工廠繼續在盈虧平衡點以下水平進行策略運營，以確保保留員工及維持營運設施，為Fäboliden恢復試採及全面採礦活動做好準備。

Svartliden Production Centre
Svartliden生產中心
30 Jun 2020 30 Jun 2019
2020年6月30日 2019年6月30日

Ore milled (tonnes)	採礦量(噸)	1,296	-
Head grade (g/t gold)	原礦品位(克/噸)	2.9	-
Ore process recovery (%)	礦石加工回收率(%)	82.0%	-
Vammala flotation concentrate milled (tonnes)	Vammala浮選精礦(噸)	2,439	2,392
Concentrate process recovery	精礦加工回收率	94.6%	94.5%
Head grade (g/t gold)	原礦品位(克/噸黃金)	141.0	158.6
Total gold production (oz)	總黃金產量(盎司)	10,544	11,515

OPERATIONS OVERVIEW (CONT'D)

營運回顧(續)

Sweden Operations (Cont'd)

瑞典業務(續)

Fäboliden Gold Mine

Fäboliden金礦

The Fäboliden Gold Mine is located in northern Sweden, approximately 30 kilometres southeast of the Svartliden Plant. On 23 November 2017, the Company was granted an Environmental Permit for test-mining by the County Administration Board which gained legal force on 11 May 2018. In accordance with the Environmental Permit conditions, the Company conducted test mining activities between 1 May 2019 and 30 September 2019, with the first parcel of ore transported to Svartliden in June 2019. The processing of Fäboliden ore at the Svartliden Plant commenced in September 2019.

Fäboliden金礦位於瑞典北部，距離Svartliden工廠東南約30公里。於2017年11月23日，本公司獲縣行政局授出試採環境許可證，該許可證自2018年5月11日起具法律效力。根據環境許可證條件，本公司於2019年5月1日至2019年9月30日開展試採活動，首塊礦石於2019年6月運送至Svartliden。Svartliden工廠的Fäboliden礦石加工於2019年9月開展。

On 11 June 2020, test-mining activities recommenced at Fäboliden and 10,322 tonnes of ore were mined grading 2.5 g/t of gold by the end of June 2020. Subsequent to the period end, mining activities were shut down for 4 weeks during the Swedish holiday period. In August 2020, mining operations resumed and ore transport to Svartliden will commence in preparation for the start of processing in September 2020. Mining and ore transport to Svartliden will be completed in September 2020.

於2020年6月11日，Fäboliden的試採活動重新開始，於2020年6月底，已採礦10,322噸黃金品位為2.5克／噸的礦石。於期末後，採礦活動於瑞典假期期間停工4周。於2020年8月，採礦活動已恢復正常，礦石將開始運輸至Svartliden，為2020年9月開始加工做準備。將於2020年9月完成採礦及將礦石運輸至Svartliden。

Fäboliden Gold Mine
Fäboliden金礦
30 Jun 2020 **30 Jun 2019**
2020年6月30日 **2019年6月30日**

Ore mined (tonnes)	採礦量(噸)	10,322	—
Waste rock (tonnes)	廢石(噸)	2,652	19,545
Strip ratio	剝離率	0.03:1	—
Mined grade (g/t gold)	所採礦石的黃金品位(克／噸)	2.5	—

Overburden and pre-stripping costs incurred during the development phase of the mine have been capitalised as part of the depreciable cost of building, developing and constructing the mine. These capitalised costs will be depreciated over the life of the mine based on units of production.

產生的覆蓋岩層及預剝離成本作為興建、開發和建設礦場的可折舊成本的一部分予以資本化。該等資本化成本將於礦場的年期間內按產量折舊。

OPERATIONS OVERVIEW (CONT'D)**Employees**

The total head count of the Group as at 30 June 2020 was 82 (2019 HY: 82). Total staff costs including Directors emoluments amounted to AU\$4.6 million (2019 HY: AU\$4.9 million), the difference coming from a reduction in total mining and administration salaries. The Group reviews remuneration packages from time to time. The remuneration packages for our employees generally include a basic salary component and a productive incentive payment. We determine employee remuneration based on factors such as qualifications and years of experience, whilst the amount of annual incentive payment will be assessed and determined by the remuneration committee and the Board against the key performance indicators achieved. We also provide our employees with welfare benefits, including pension and healthcare benefits, as well as other miscellaneous items. We provide training to our employees to improve the skills and professional knowledge they need for our operations and their personal development, including an initial training induction on work safety and environmental protection, upon entering the Company and prior to each exploration or operational activity. The Group's responses to the COVID-19 pandemic are set out on page 39 of this report.

Environment, Social and Governance

The Company is very clear on the need to earn the respect and support of the community by operating in a socially responsible manner, and by demonstrating a tangible commitment to environmental sustainability.

The Company operates in four national regulatory environments and the supra-national regime of the European Union. While compliance with these regulatory environments and specific operational licence conditions are the basis of the Company's environmental management procedures, the Company is committed to the principle of developing and implementing best applicable practices in environmental design and management and will actively work to:

- protect the environment surrounding its operations;
- give environmental aspects due consideration in all phases of mining projects, from exploration and evaluation through to development, operation, production and final closure; and
- act systematically in the planning, execution, monitoring and improvement of environmental performance.

營運回顧(續)**僱員**

本集團於2020年6月30日的員工為82人(2019半年度：82人)。總員工成本包括董事酬金4.6百萬澳元(2019半年度：4.9百萬澳元)，出現差距乃由於採礦及行政薪金總額減少所致。本集團會不時檢討薪酬待遇。我們僱員的薪酬待遇一般包括基礎薪金及基於生產情況的激勵獎金。我們基於資歷及經驗年限等因素釐定僱員薪酬，而年度激勵獎金則由薪酬委員會及董事會對照所達成的主要績效指標評估釐定。我們還向僱員提供福利，包括養老金和醫療福利以及其他項目。我們為僱員提供培訓，以改善其在經營和個人發展中所需具備的技能和專業知識，包括加入本公司及每次勘探或經營活動開始之前，有關工作安全和環境保護的入職培訓。本集團就COVID-19疫情作出的應對措施載於本報告第39頁。

環境、社會及管治

本公司清楚了解，本公司需通過以對社會負責的方式營運以及切實履行維護環境可持續性的承諾，來贏得社區的尊重及支持。

本公司在四個國家的監管環境及歐盟的超國家機制下運營。遵守該等監管環境及特定營運許可證條件為本公司環保管理程序的基礎，與此同時，本公司致力於堅持在環保設計及管理方面制定及實施最佳適用慣例，並將積極努力：

- 保護業務營運周邊的環境；
- 在採礦項目由勘探及評估到開發、作業、生產及閉礦等所有階段充分考慮環境事宜；及
- 系統規劃、執行、監控及改善環境表現。

OPERATIONS OVERVIEW (CONT'D)**Environment, Social and Governance (Cont'd)**

The Company is committed to operating in a way which contributes to the sustainable development of mineral resources through efficient, balanced and long-term management, while showing due consideration for the wellbeing of people, protection of the environment and the development of the local and national economy and of society in general.

The Board has overall responsibility for the Company's strategy and reporting in respect of Environmental, Social and Governance issues. The Board reviews the effectiveness of the Group's risk management and internal control systems, which are put in place to identify, evaluate and manage the Company's operating risks, environmental risks, social governance and financial risks. Based upon the assessments made by the Company's appropriately qualified senior management, and the Company's external Auditor, the Board considers that such systems are commensurate and operating effectively. The Company's Environmental, Social and Governance Report is available on the Company's website at <http://www.irasia.com/listco/hk/dragonmining/index.htm> and www.dragonmining.com.

Operational Risks

The Group's response to the COVID-19 pandemic including identifying and responding to Operations risk is included under the Operations Overview on page 39 of this report.

The Company faces operational risks on a continual basis. The Company has adopted policies and procedures designed to manage and mitigate those risks wherever possible. However, it is not possible to avoid or even manage all possible risks. Some of the operational risks are outlined below but the total risk profile both known and unknown is more extensive.

營運回顧(續)**環境、社會及管治(續)**

本公司在開展業務營運時致力於通過高效、平衡及長期管理促進礦產資源的可持續發展，同時充分關注人類健康、環境保護以及當地及國家經濟與社會的整體發展。

董事會整體負責本公司有關環境、社會及管治事宜的策略及申報。董事會負責核查本集團風險管理及內部控制系統的有效性，該等系統旨在識別、評估及管理本公司的營運風險、環境風險、社會管治及財務風險。根據本公司合資格高級管理層所作的評估及本公司外部核數師的意見，董事會認為，該等系統屬相稱及運作有效。本公司的環境、社會及管治報告可於本公司網站 <http://www.irasia.com/listco/hk/dragonmining/index.htm> 及 www.dragonmining.com 查閱。

營運風險

本集團應對COVID-19疫情的措施(包括識別及應對營運風險)載於本報告第39頁之營運回顧項下。

本公司持續面對營運風險。本公司已採取旨在管理及盡量降低該等風險的政策及程序。然而，任何企業均無法避免甚至管理所有潛在風險。部分營運風險概述如下，但已知及未知的全部風險狀況要更為廣泛得多。

OPERATIONS OVERVIEW (CONT'D)

Operational Risks (Cont'd)

- *Safety*

Lost time injuries, serious workplace accidents or significant equipment failures may lead to harm to the Company's employees or other persons; temporary stoppage or closure of an operating mine; delays to production schedules and disruption to operations; with material adverse impact on the business.

The Company continues to work closely with all stakeholders to promote continuous safety improvements and Occupational Health and Safety ("OH&S") taking into account evolving scientific knowledge and technology, management practices and community expectations.

The Company ensures it maintains compliance with the applicable laws, regulations and the standards of the countries it operates in by:

- improving and monitoring OH&S performance;
- training and ensuring its employees and contractors understand their obligations and are held accountable for their responsibilities;
- communicating and openly consulting with employees, contractors, government and community on OH&S issues; and
- developing risk management systems to appropriately identify, assess, monitor and control hazards in the workplace.

- *Production*

During the period, the Group continued ore mining activities from its two new mines, at Fäboliden and Kaapelinkulma. The processing of ore from test mining at Fäboliden resumed during the third quarter of 2020. Any delay or failure to recommence production in accordance with the current timetable may adversely impact the Company's results for 2020.

營運回顧(續)

營運風險(續)

- 安全

失時工傷、嚴重的工作場所事故或重大設備故障可能令本公司的僱員或其他人士受傷、導致暫停或關閉生產礦，因而生產計劃出現延誤及干擾營運，並對業務造成重大不利影響。

本公司繼續與所有利益相關者密切合作，以通過應用不斷進步的科學知識及技術及管理慣例以及考慮社區期望，持續改善安全表現以及職業健康及安全（「職業健康及安全」）。

本公司通過以下措施確保持續遵守其營運所在國家的適用法律、法規及標準：

- 改善及監控職業健康及安全表現；
- 培訓僱員及承包商並確保其了解各自的義務並對各自的職責負責；
- 就職業健康及安全事宜與僱員、承包商、政府及社區進行溝通及公開協商；及
- 建立風險管理系統以妥善識別、評估、監控及控制工作場所內的安全隱患。

- 生產

於期間內，本集團繼續於兩處新礦產開展採礦活動，即 Fäboliden 及 Kaapelinkulma。Fäboliden 試採的礦石加工於 2020 年第三季度已恢復。根據現有時間表重新投產的時間有任何延誤或無法重新投產，則可能會對本公司於 2020 年的業績產生不利影響。

OPERATIONS OVERVIEW (CONT'D)

Operational Risks (Cont'd)

- *Production (Cont'd)*

The process recovery rate and production costs are dependent on many technical assumptions and factors, including geological, physical and metallurgical characteristics of ores. Any change in these assumptions and factors may have an adverse effect on the Group's production volume or profitability. Actual production may vary from expectation for a variety of reasons, including grade, tonnage, dilution and mining recovery.

Plant breakdown or availability may also affect the operation.

- *Permitting*

The Group may encounter difficulties in obtaining all permits necessary for its exploration, evaluation and production activities at its existing operations or for Pre-Production Assets. It may also be subject to ongoing obligations to comply with permit requirements which can incur additional time and costs.

The application for a full-scale mining Permit for Fäboliden was submitted to the Land and Environmental Court in July 2018. If the Company faces significant delay in obtaining environmental approval for full-scale mining, it could materially and adversely affect the Company's profitability. Such delays would likely require the Company to re-evaluate the continued operation of Svartliden. At the date of this report, the Company is not aware of any reason for any delay caused as a result of the COVID-19 pandemic. The Environmental Review on pages 62 to 68 provides updates on rehabilitation and status of permitting at the Company's Finnish and Swedish operations.

- *Social and Political*

The Group has faced and may continue to face activist opposition from groups or individuals opposed to mining generally, or to specific projects resulting in delays or increased costs, and with potential adverse effects on the political climate generally.

The Company is exposed to other risks which include, but are not limited to, cyber-attack, political and economic instability, and natural disaster, all of which could have varying degrees of impact on the Group and its operating activities. Where available and appropriate to do so, the Board will seek to minimise exposure through the use of insurance, while actively monitoring the Group's ongoing exposure as a whole.

營運回顧(續)

營運風險(續)

- *生產(續)*

加工回收率及生產成本取決於多項技術假設及因素，包括礦石的地質、物理及冶金特性。該等假設及因素的任何變化均可能對本集團的產量或盈利能力產生不利影響。實際產量可能因各種原因而與預期不符，包括品位、噸位、稀釋及採礦回收率。

工廠故障或可開工時數會對營運產生影響。

- *許可*

本集團可能會在就其現有業務營運的勘探、評估及生產活動或就預生產資產取得所有必要許可時遇到困難，亦可能須持續履行有關義務以遵守許可要求，進而須付出額外的時間及成本。

關於Fäboliden全面採礦許可證的申請已於2018年7月提交予土地與環境法院。若本公司在取得全面採礦環境許可證方面出現重大延誤，則可能會對本公司的盈利能力產生重大不利影響。如發生延誤，本公司可能須重新評估Svartliden業務能否持續營運。截至本報告日期，本公司並不知悉由於COVID-19疫情而造成任何延誤的任何原因。第62頁至68頁的環境回顧載有關於本公司芬蘭及瑞典業務的復墾及許可狀況的最新資料。

- *社會及政治*

本集團已經並可能會繼續面對反對採礦整體或反對特定項目的激進團體或個人進行的抗議活動，從而導致延誤或成本增加，並可能對整體政治局面產生不利影響。

本公司還面對其他風險，包括但不限於網絡攻擊、政治及經濟波動以及自然災害，該等風險可能對本集團及其營運活動產生不同程度的影響。當情況允許及適當時，董事會將通過投購保險盡可能縮小風險敞口，同時持續積極監控本集團整體風險。

FINANCIAL REVIEW

The Group's operations returned a net profit of AU\$6.3 million (2019 HY: net profit of AU\$2.7 million) despite the Group's operations in Sweden being carried at below break-even. The pandemic, together with the various Government measures so far introduced, have not significantly disrupted the Group's operations. No adjustments have been made to the Group's result as at 30 June 2020 for the impacts of COVID-19.

Revenue from Customers

The increase in revenue for the half-year reflected the following factors:

- Stronger USD gold spot prices were realised during the period, ranging from a low of US\$1,533/oz to a high of US\$1,830/oz, and averaging US\$1,671/oz (2019 HY: US\$1,313/oz);
- The Company sold 14,488 ounces of gold (2019 HY: 11,741 ounces of gold) to deliver revenue from operations of AU\$35.9 million (2019 HY: AU\$22.3 million), a revenue increase of 61.3%. The increase in the volume of gold sales also included a reduction in the build-up of gold inventory levels from 2019; while
- Gold production over the period decreased by 17.4% against the comparative half-year period due to the cessation of mining high grade ore tonnes from Orivesi in 2019.

財務回顧

儘管本集團於瑞典的業務以低於收支平衡的水平開展，本集團業務仍錄得純利6.3百萬澳元(2019半年度：純利2.7百萬澳元)。疫情及政府至今所採取的各項措施均未對本集團的營運造成重大中斷，故並無因COVID-19的影響而對本集團於2020年6月30日的業績作出調整。

客戶收益

半年收益增加反映以下因素：

- 於期間內，美元黃金現貨價格走強，介乎1,533美元／盎司的低位至1,830美元／盎司的高位，平均為1,671美元／盎司(2019半年度：1,313美元／盎司)。
- 本公司售出14,488盎司黃金(2019半年度：11,741盎司黃金)，產生營運收益35.9百萬澳元(2019半年度：22.3百萬澳元)，收益增加61.3%。黃金銷量的增加亦包括2019年起黃金庫存水平增幅減少；同時
- 期間內黃金產量與可比較半年期間減少17.4%，因為於2019年停止自Orivesi開採高品位礦石噸位。

FINANCIAL REVIEW (CONT'D)

Cost of Sales

Cost of sales for the period increased to AU\$26.7 million (2019 HY: AU\$16.9 million), a gain of 57.8%. The increase in cost of sales is proportionate to the increase in revenue over the half-year period. When inventories are sold the carrying amount of those inventories is recognised as an expense in the period in which the related revenue is recognised. Cost of sales includes mining, processing, other production activities and depreciation as follows:

Total gold sold (oz)	已售黃金總量(盎司)
Total gold produced (oz)	已生產黃金總量(盎司)

Cost of sales	銷售成本
Mining costs	採礦成本
Processing costs	加工成本
Other production costs	其他生產成本
Depreciation	折舊
Total	總計

- (i) Total mining costs increased by 6.4% due to increased production of 187,862 ore tonnes (2019 HY: 157,176 ore tonnes). During the half-year period, mining costs per unit decreased by 10.9% to AU\$64.56 per ore tonne mined (2019 HY: AU\$72.50 per ore tonne mined).
- (ii) Total processing costs during the previous half-year were significantly reduced by a material build-up of gold inventory caused by the stockpiling of Orivesi ore at Vammala and longer leaching times for the Orivesi high-grade ore at Svartliden.
- (iii) Vammala processing costs per unit decreased 10.8% to AU\$20.12 per ore tonne milled (2019 HY: AU\$22.54 per ore tonne milled).
- (iv) Depreciation is incurred on a unit of production basis and is aligned to mined or milled tonnes dependent on the class of asset.

財務回顧(續)

銷售成本

期間內銷售成本增加至26.7百萬澳元(2019半年度: 16.9百萬澳元), 收益為57.8%。銷售成本的增加與半年期間收益的增加成正比。當出售存貨時, 該等存貨的賬面值於確認相關收益的期間確認為開支。銷售成本包括採礦、加工、其他生產活動及折舊, 詳情如下:

	30 Jun 2020	30 Jun 2019	% change
	2020年6月30日	2019年6月30日	變動百分比
Total gold sold (oz)	14,488	11,741	23.4%
Total gold produced (oz)	12,100	14,655	(17.4%)

	30 Jun 2020	30 Jun 2019	% change
	2020年6月30日	2019年6月30日	變動百分比
	AU\$'000	AU\$'000	
	千澳元	千澳元	
Mining costs	12,128	11,394	6.4%
Processing costs	10,505	1,700	517.9%
Other production costs	625	675	(7.4%)
Depreciation	3,481	3,174	9.7%
Total	26,739	16,943	57.8%

- (i) 採礦成本總額增加6.4%, 乃由於增加187,862噸礦石(2019半年度: 157,176噸礦石)的產量。於半年度期間, 所採礦的每噸礦石單位成本下降10.9%至64.56澳元(2019半年度: 所採礦的每噸礦石72.50澳元)。
- (ii) 過去半年的加工成本總額大幅減少, 乃由於Vammala的Orivesi礦石累積及Svartliden的Orivesi高品位礦石浸出時間延長導致黃金庫存大幅增加所致。
- (iii) Vammala的加工單位成本下降10.8%至每噸選礦20.12澳元(2019半年度: 每噸選礦22.54澳元)。
- (iv) 折舊按生產單位基準產生, 調整至取決於資產類別的每噸採礦或選礦。

FINANCIAL REVIEW (CONT'D)**Gross Profit**

The 61.3% increase in revenue compared to the 57.8% increase in cost of sales delivered a gross profit for the half-year period of AU\$9.2 million (2019 HY: AU\$5.3 million) and gross profit ratio of 25.6% (2019 HY: 23.9%).

Management and Administration and Other Expenses

Other expenses include the cost of evaluation assets written off as part of the Group's regular review of capitalised exploration and evaluation costs.

Working Capital, Liquidity and Gearing Ratio

At 30 June 2020, the Group had net assets of AU\$50.1 million (2019 FY: AU\$43.4 million); a working capital surplus of AU\$23.1 million (2019 FY: surplus AU\$21.4 million); and a closing market capitalisation of AU\$45.9 million or HK\$244.4 million (2019 FY: AU\$44.3 million or HK\$241.6 million).

The Group had AU\$11.8 million in cash and cash equivalents (2019 FY: AU\$8.2 million) and funded its activities through cash inflows from operating activities.

The Group has an AU\$12.0 million unsecured Loan Facility with AP Finance Limited of which AU\$9.0 million is unutilised. As at 30 June 2020, the Company's gearing ratio was 6.7% (2019 FY: 15.1%), calculated by dividing total borrowings by total equity.

Interest Bearing Liabilities – AU\$12 Million Unsecured Loan Facility with AP Finance Limited

The Company has an AU\$12.0 million unsecured Loan Facility with AP Finance Limited ("Loan Facility"), a wholly owned subsidiary of Allied Properties (H.K.) Limited which is a substantial shareholder of the Company.

On 22 January 2020, the Company made a voluntary prepayment towards its Loan Facility of HK\$18,063,577 (including interest payable to that date) representing the portion of the Loan Facility repayable in Hong Kong dollars. At the date of this report, the Company has AU\$9.0 million in undrawn funds available. There have been no other drawdowns since balance date.

財務回顧(續)**毛利**

收益增加61.3%，而銷售成本增加57.8%，半年期間毛利為9.2百萬澳元(2019半年度：5.3百萬澳元)及毛利率為25.6%(2019半年度：23.9%)。

管理及行政以及其他開支

其他開支包括作為本集團對資本化勘探及評估成本定期審閱的一部分而撇銷的評估資產成本。

營運資金、流動資金及資產負債比率

於2020年6月30日，本集團擁有資產淨值50.1百萬澳元(2019財政年度：43.4百萬澳元)、營運資金盈餘23.1百萬澳元(2019財政年度：盈餘21.4百萬澳元)及期末市值45.9百萬澳元或244.4百萬港元(2019財政年度：44.3百萬澳元或241.6百萬港元)。

本集團擁有11.8百萬澳元的現金及現金等價物(2019財政年度：8.2百萬澳元)，並通過經營活動所得現金流入為其活動提供資金。

本集團擁有AP Finance Limited的無抵押貸款融資12.0百萬澳元，其中9.0百萬澳元尚未動用。於2020年6月30日，本公司的資產負債比率(按借款總額除以權益總額計算)為6.7%(2019財政年度：15.1%)。

計息負債－與AP Finance Limited的12百萬澳元無抵押貸款融資

本公司擁有AP Finance Limited(本公司主要股東聯合地產(香港)有限公司的一間全資附屬公司)的無抵押貸款融資12.0百萬澳元(「貸款融資」)。

於2020年1月22日，本公司已就其貸款融資自願支付預付款項18,063,577港元(包括截至該日期的應付利息)(代表貸款融資應以港元結付的部分)。於本報告日期，本公司尚有可動用未提取資金9.0百萬澳元。自結算日起概無其他提取。

FINANCIAL REVIEW (CONT'D)

財務回顧(續)

Financial Risks

財務風險

Details of the Company's Financial Risk exposures are provided as follows:

有關本公司的財務風險詳情載列如下：

- *Foreign Exchange*

The Company sells its bullion and gold concentrate in USD. The majority of its costs are denominated in SEK and EUR with an interest-bearing liability denominated in HKD, while the Company's presentation currency is AUD.

The Company may use foreign exchange forwards from time to time to reduce exposure to unpredictable fluctuations in the foreign exchange rates if considered suitable by the Directors. No hedging of foreign exchange exposure was used during the period.

- *外匯*

本公司以美元銷售金銀錠及金精礦，其大部分成本均以瑞典克朗及歐元計值，一項計息負債以港元計值，然而本公司的呈列貨幣為澳元。

當董事認為合適時，本公司可能不時利用外匯遠期合約減低外匯匯率的無法預計波動所帶來的風險。期間內並無使用外匯風險對沖。

- *Commodity Price*

The Company is exposed to movements in the gold price. The Company may use a variety of financial instruments (such as gold forwards and gold call options) from time to time to reduce exposure to unpredictable fluctuations in the project life revenue streams if considered suitable by the Directors. At present the Company has no plans to hedge commodity price risk.

- *商品價格*

本公司面臨黃金價格變動的風險。當董事認為合適時，本公司可能不時利用各種金融工具(如黃金遠期合約及黃金認沽期權)減低項目年期收益來源的不可預計波動所帶來的風險。目前，本公司並無計劃對沖商品價格風險。

- *Liquidity*

The Company is exposed to liquidity risk through its financial liabilities and its ability obligations to make payment on its financial liabilities as and when they fall due. The Company maintains a balance in its approach to funding through the use of debt and or equity raisings.

- *流動資金*

本公司因金融負債及其償還到期應付金融負債責任的能力而面臨流動資金風險。本公司通過使用債務及或股權融資提供資金的方法維持平衡。

FINANCIAL REVIEW (CONT'D)

財務回顧(續)

Financial Risks (Cont'd)

財務風險(續)

- *Credit*

Credit risk represents the loss that would be recognised if counterparties failed to perform as contracted. The Company's maximum exposures to credit risk at reporting date in relation to each class of financial asset is the carrying amount of those assets as indicated in the Consolidated Interim Statement of Financial Position.

Credit risk is managed on a group basis and predominantly arises from cash and cash equivalents deposited with banks and financial institutions, trade and other receivables and environmental and other bonds. While the Company has policies in place to ensure that sales are made to customers with an appropriate credit history, the Company is exposed to a concentration of credit risk in relation to its gold concentrate sales to a nearby smelter in Finland.

- *Interest Rate*

Fair value interest rate risk is the risk that the value of a financial instrument will fluctuate because of changes in market interest rates. Cash flow interest rate risk is the risk that the future cash flow from a financial instrument will fluctuate because of changes in market interest rates. The Company's policy is to manage its exposure to interest rate risk by holding cash in short term, fixed and variable rate deposits with reputable high credit quality financial institutions. The Company constantly analyses its interest rate exposure. Consideration is given to potential renewals of existing positions, alternative financing and or the mix of fixed and variable interest rates.

- *Costs*

Fuel, power, labour and all other costs can vary from existing rates and assumptions.

- *信貸*

信貸風險指當對手方未能按合約履行責任所確認的虧損。本公司於報告日期就各類金融資產所面對的最高信貸風險為綜合中期財務狀況表所示該等資產的賬面值。

信貸風險以組合形式管理，主要產生自存放於銀行及金融機構的現金及現金等價物、貿易及其他應收款項以及環境及其他保證金。儘管本公司已制定政策，以確保產品銷售予具有合適信貸記錄的客戶，惟本公司因向芬蘭附近的一家冶煉廠銷售金精礦而面臨信貸風險集中。

- *利率*

公平值利率風險指金融工具的價值因市場利率變動而波動的風險。現金流量利率風險指金融工具的未來現金流量將因市場利率變動而波動的風險。本公司的政策是透過由信譽良好的高信貸質素金融機構以短期、固定及可變利率存款持有現金，以管理其面對的利率風險。本公司持續分析利率風險。考慮因素包括現有狀況的潛在更新、替代融資及／或固定及可變利率的組合。

- *成本*

燃料、電力、勞工及所有其他成本可能有別於現有費率及假設。

FINANCIAL REVIEW (CONT'D)**財務回顧(續)****Charges on Company Assets****公司資產抵押**

There were no charges on the Company's assets as at 30 June 2020 or 31 December 2019.

於2020年6月30日或2019年12月31日，本公司的資產概無抵押。

Contingent Liabilities**或然負債**

As at 30 June 2020, the Company did not have any material contingent liabilities.

於2020年6月30日，本公司概無任何重大或然負債。

Company Strategy**公司策略**

The Company is principally engaged in gold exploration, mining and processing in the Nordic region. The Company's objective is to focus on the development of existing and new mining assets in reasonable proximity to our production plants in Vammala, Finland and Svartliden, Sweden. The Company operates with a long-term business strategy to operate responsibly taking into account the interests of all stakeholders including its staff, contractors, and the public including civic groups, together with the environment and the general amenity of its areas of operation. It aims to produce positive financial outcomes through (i) the economic operations of its operating mines and production plants; (ii) development of new projects consistent with the Company's objective, such as the Group's newest operations at Fäboliden and Kaapelinkulma; and (iii) attention to the Company's corporate and social responsibilities, including a focus on ongoing safety and environmental compliance, and ongoing positive interaction with the communities within which it operates.

本公司主要在北歐地區從事黃金勘探、開採及加工。本公司的目標是專注於發展在我們於芬蘭Vammala及瑞典Svartliden的兩個生產工廠合理距離內的現有及新採礦資產。本公司採取長期經營策略，在顧及所有利益相關者（包括其員工、承包商、民間團體等公眾）利益、環境及其營運所在區域的整體便利的前提下，以負責任的方式營運。其旨在通過(i)經濟運營我們的生產礦及生產工廠；(ii)開發符合本公司目標的新項目（如本集團於Fäboliden及Kaapelinkulma的最新營運）；及(iii)關注本公司的企業及社會責任（包括專注於持續的安全和環境合規及持續與其經營所在的社區積極互動），實現可觀的財務業績。

Significant Investments Held, Material Acquisitions and Disposal of Subsidiaries, and Future Plans for Material Investments or Capital Assets**所持重大投資、重大附屬公司收購及處置以及有關重大投資或資本資產的未來計劃**

Save for those disclosed in this report, there were no other significant investments held, nor were there material acquisitions or disposals of subsidiaries during the period. Apart from those disclosed in this report, there was no plan authorised by the Board for other material investments or additions of capital assets at the date of this report.

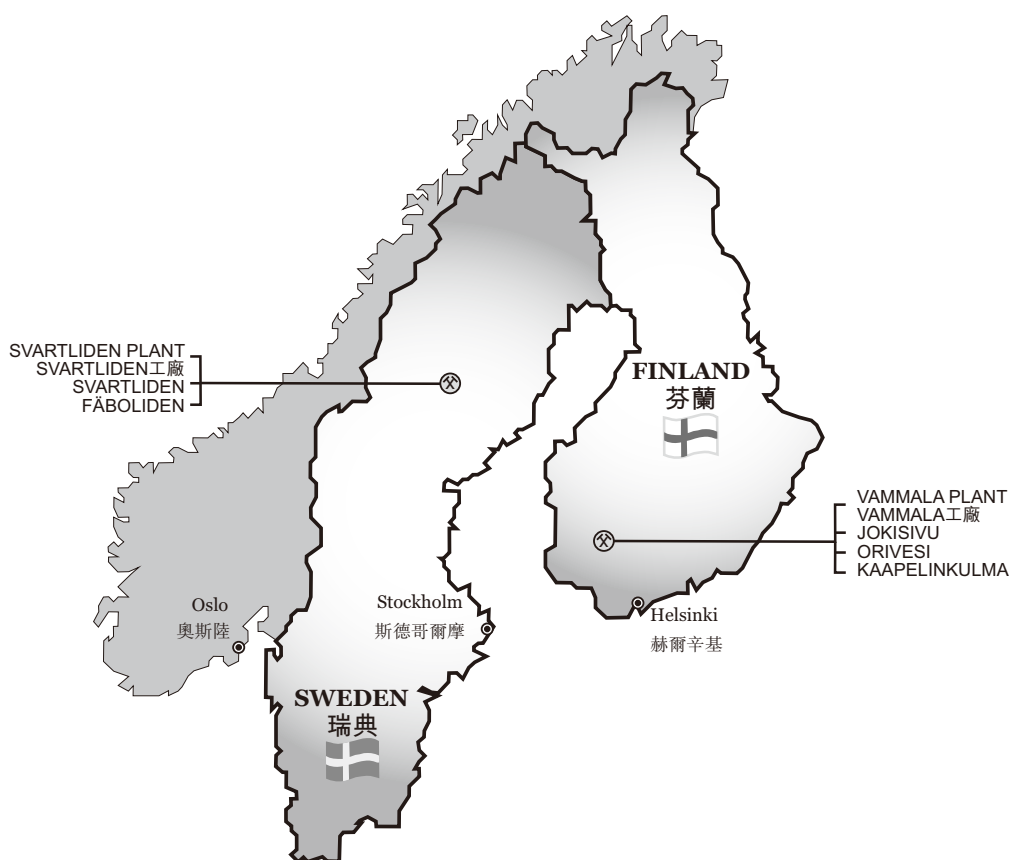
除本報告所披露者外，期間內並無持有其他重大投資，亦無任何重大附屬公司收購或處置事項。除本報告所披露者外，董事會於本報告日期並無批准有關其他重大投資或資本資產添置之任何計劃。

ADVANCED PROJECTS AND EXPLORATION REVIEW

推進項目及勘探回顧

The Company had a productive half-year with exploration activities continuing at the Group's projects in the Nordic region. Drilling campaigns were completed at the Jokisivu Gold Mine ("Jokisivu") and the Kaapelinkulma Gold Mine ("Kaapelinkulma") to provide additional information to support future mine planning and development. The Company also recommenced early stage exploration activities over the project site of the Orivesi Gold Mine ("Orivesi") with the undertaking of a geochemical survey and review of available historical geophysical datasets.

本公司半年內成果豐碩，本集團於北歐地區的項目繼續進行勘探活動。Jokisivu 金礦(「Jokisivu」)及Kaapelinkulma 金礦(「Kaapelinkulma」)的鑽探活動已經完成，以為未來礦場規劃及開發提供更多信息支持。本公司亦在Orivesi金礦(「Orivesi」)項目現場重新開始早期階段的勘探活動，並進行地球化學勘察及審閱可得歷史地球物理學數據。



Updates of the Company's Mineral Resources and Ore Reserves were also completed during the half-year, yielding an increase in total Proved and Probable Ore Reserves tonnes and ounces, with the duration of the planned full-scale open-pit mining operation at the Fäboliden Gold Mine ("Fäboliden") increasing to approximately eight years.

本公司的礦產資源及礦石儲量的更新工作亦已於此半年完成，總證實及概略礦石儲量的噸位及盎司增加，Fäboliden金礦(「Fäboliden」)計劃全面露天採礦作業的持續時間將增至約八年。

ADVANCED PROJECTS AND EXPLORATION REVIEW (CONT'D)

推進項目及勘探回顧(續)

Details of the completed activities have previously been released to The Stock Exchange of Hong Kong Limited on:

已完成活動的詳情先前已於以下日期在香港聯合交易所有限公司披露：

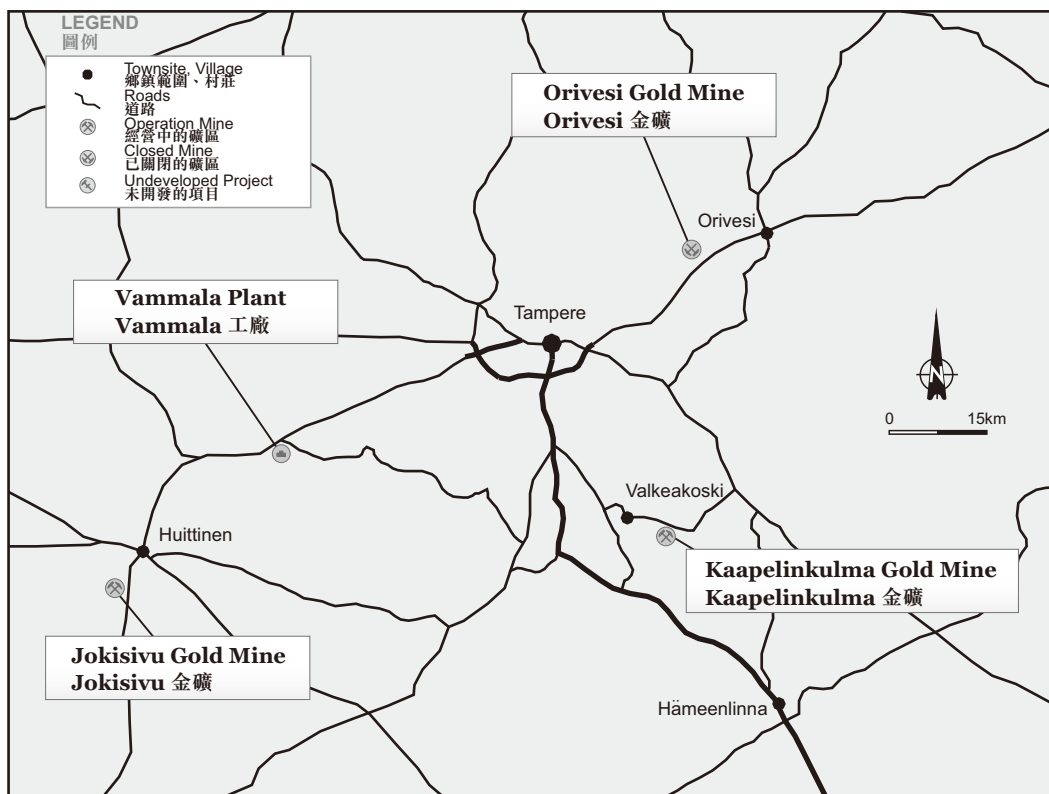
- 27 February 2020 – Update on Exploration Activities Undertaken in Southern Finland;
 - 16 March 2020 – Update of Fäboliden Ore Reserves increases Open Pit Life;
 - 27 March 2020 – Resources and Reserves Updated for Dragon Mining's Nordic Production Centres;
 - 9 June 2020 – Exploration Activities Continue to Advance in Southern Finland; and
 - 23 June 2020 – Fäboliden Underground Scoping Study Commences.
- 2020年2月27日－芬蘭南部進行的勘探活動之最新消息；
 - 2020年3月16日－Fäboliden礦石儲量更新使露天礦坑壽命延長；
 - 2020年3月27日－龍資源北歐生產中心資源量及儲量更新；
 - 2020年6月9日－持續推進芬蘭南部的勘探活動；及
 - 2020年6月23日－Fäboliden地下範圍研究啟動。

These releases can be found at www.hkexnews.hk (Stock Code: 1712).

該等發佈文件可通過www.hkexnews.hk (股份代號：1712)獲取。

Finland

芬蘭



Vammala Production Centre
Vammala生產中心

ADVANCED PROJECTS AND EXPLORATION REVIEW (CONT'D)

推進項目及勘探回顧(續)

Finland (Cont'd)

芬蘭(續)

Jokisivu Gold Mine

Jokisivu金礦

At Jokisivu, 63 underground diamond core drill holes were completed over five campaigns for an advance of 8,603.25 metres (2019 HY – 24 holes, 2,111.50 metres). These campaigns included:

Jokisivu在五次鑽探活動中完成鑽探63個地下金剛石岩芯鑽孔，共推進8,603.25米(2019半年度—24個鑽孔，2,111.50米)。該等活動包括：

- a 13-hole, 1,503.05 metre campaign completed from the 495m level targeting the Kujankallio Main Zone and Kujankallio Hinge Zone (“Campaign 1”);
 - a 5-hole, 548.60 metre campaign drilled from the 470m level directed at the Kujankallio Hinge Zone (“Campaign 2”);
 - a 16-hole, 2,810.20 metre campaign from the 510m level targeting the Kujankallio Main Zone between the 525m and 565m levels (“Campaign 3”);
 - a 20-hole, 2,229.00 metre campaign drilled from the 170m and 190m levels directed at the Kujankallio Main Zone and Kujankallio Hinge Zone (“Campaign 4”); and
 - 19-holes, 1,513.40 metres of a 23 hole campaign drilled from the 170m level directed at the Arpola Footwall Zones between the 135m and 220m levels (“Campaign 5”).
- 已完成13個鑽孔推進1,503.05米的活動(由495米水平鑽探)，目標為Kujankallio主區及Kujankallio轉折端(「活動1號」)；
 - 5個鑽孔推進548.60米的活動(由470米水平鑽探)，於Kujankallio轉折端進行(「活動2號」)；
 - 16個鑽孔推進2,810.20米的活動(由510米水平鑽探)，目標為於525米與565米水平的Kujankallio主區(「活動3號」)；
 - 20個鑽孔推進2,229.00米的活動(由170米及190米水平鑽探)，於Kujankallio主區及Kujankallio轉折端進行(「活動4號」)；及
 - 19個鑽孔推進1,513.40米的23個鑽孔活動(由170米水平鑽探)，於135米與220米水平的Arpola上盤區段進行(「活動5號」)。

During the half-year, results have been received for Campaign 1 and Campaign 2 and the final series of holes from campaigns completed at Jokisivu in 2019. The results from all holes align with expectations and provide additional information to improve confidence in the definition of the resources in the targeted areas. Final results for Campaign, 3, Campaign 4 and Campaign 5 will be available in the second half of 2020.

於半年內，活動1號及活動2號以及於2019年在Jokisivu完成的活動的最後一系列鑽孔已收到結果。所有鑽孔的結果均符合預期，並提供更多資訊以提高對目標區域資源定義的信心。活動3號、活動4號及活動5號的最終結果將於2020年下半年取得。

A drilling rig remains on site and will continue drilling at Jokisivu for the remainder of 2020, initially targeting the Arpola deposit until such time as drill stations are available at Kujankallio to further target the depth extensions of the Kujankallio Main Zone and Kujankallio Hinge Zone.

一台鑽機仍留在現場，並將於2020年剩餘時間內繼續在Jokisivu進行鑽探，最初以Arpola礦床為目標，直至Kujankallio有可用鑽站時，進一步以Kujankallio主區及Kujankallio轉折端的深度延伸為目標。

ADVANCED PROJECTS AND EXPLORATION REVIEW (CONT'D)

推進項目及勘探回顧(續)

Finland (Cont'd)

芬蘭(續)

Kaapelinkulma Gold Mine

Kaapelinkulma 金礦

At Kaapelinkulma, drilling resumed during the half-year with a 28 hole, 2,757.25 metre campaign of diamond core drilling primarily directed at the northern gold deposit, 300 metres north of open-pit mining operation over the southern gold deposit at Kaapelinkulma. Twenty-five holes of the 28 hole campaign were designed to better determine the extent and geometry of the known zones of mineralisation at the northern deposit, whilst 3 holes of the 28 hole campaign were directed at examining the depth extensions of the southern deposit.

於Kaapelinkulma，鑽探工作於半年內恢復，進行28個鑽孔推進2,757.25米的金剛石岩芯鑽孔活動，主要於北部金礦床進行，即Kaapelinkulma南部金礦床上方露天採礦作業點以北300米。該28孔鑽孔活動中有二十五孔旨在更好地確定北部礦床已知礦化帶的範圍及幾何形態，而其餘3孔旨在勘測Kaapelinkulma南部礦床的深度延伸情況。

Geological logging of drill core is now underway, and analytical results are expected to be available during the coming months.

目前正在對鑽孔岩芯進行地質編錄，分析結果預期將於未來數月得出。

Orivesi Gold Mine

Orivesi 金礦

Following the cessation of mining at Orivesi during 2019, the Company embarked on a campaign of early-stage exploration to evaluate the merit of the Company's core project holding, in areas away from the Orivesi mine. Two programs have been completed, including a high-level review of available historic airborne and ground geophysical datasets and a base of till/top of bedrock geochemical survey.

在2019年停止在Orivesi開採後，本公司已開始一項早期勘探活動，以評估本公司在Orivesi礦場以外區域持有核心項目的裨益。兩項活動已經完成，包括對可得歷史空中及地面地球物理學數據進行的高水平審閱，以及基岩冰磧基底／表層的地球化學勘查。

The geophysical review was undertaken by independent geophysical consultants Resource Potentials in Perth, Western Australia and was the first integrated study of geophysical datasets to be carried out across the wider Orivesi area. The review resulted in the identification of a series of geophysical anomalies east of the Orivesi mine site, through to the Koukkujärvi copper-zinc mineral occurrence.

該地球物理學審閱工作是由西澳洲珀斯的獨立地球物理學顧問Resource Potentials所進行，是對橫跨Orivesi更廣泛區域進行的首次綜合地球物理學數據研究。本次審閱在Orivesi礦場以東直至Koukkujärvi銅鋅礦點識別出一系列地球物理學異常情況。

The base of till/top of bedrock geochemical survey was carried out over the western part of the Orivesi Mining Concession area on a nominal grid base of 50m by 50m. The results of low-level gold and multi-element analysis on till and rock samples collected have confirmed and better delineated areas of geochemical gold anomalism that were previously identified from the broader geochemical survey undertaken during the early 1990's. Gold values ranged up to 61ppb gold and correlated well with key pathfinder elements.

基岩冰磧基底／表層的地球化學勘查為在Orivesi採礦特許權區域的西部按50米×50米的標稱網格基礎上進行。對所採集的冰磧基底及岩石樣品進行的低水平黃金及多元素分析結果已確認並更好地劃分了黃金地球化學異常區域，該等區域是先前通過1990年代初進行的更廣泛的地球化學勘察所識別。含金量高至61ppb，並與主要探途元素密切相關。

ADVANCED PROJECTS AND EXPLORATION REVIEW (CONT'D)**推進項目及勘探回顧(續)****Finland (Cont'd)****芬蘭(續)***Orivesi Gold Mine (Cont'd)**Orivesi金礦(續)*

The success of the new geochemical survey, together with the review of the results from the 1990's geochemical program outside the Company's core project holding at Orivesi, have allowed a number of gold anomalous zones north and west of the Orivesi mine to be outlined.

成功開展的新一輪地球化學勘察，加之對1990年代在本公司於Orivesi所持核心項目以外區域的地球化學項目結果的審閱，已大致勾勒出位於Orivesi礦山以北及以西的多個黃金異常區域。

The anomalous gold geochemical areas west of Orivesi and the areas of geophysical anomalism east of Orivesi have now been secured by Dragon Mining, with the submission of an application for a Reservation area. The Reservation area will allow Company geologists opportunity to examine each of these newly identified anomalous zones during the coming field season. The application has been successful, but was subject to a 30-day appeal process in accordance with the Finnish Mining Act. At the end of the period, the Company was advised that a number of appeals were lodged with the mining authority, the Finnish Safety and Chemicals Agency ("Tukes").

龍資源現已取得Orivesi以西的黃金異常地球化學區域以及Orivesi以東的地球物理學異常區域，並已提交保護區申請。保護區將可令本公司地質學家有機會在接下來的野外考察期間逐一調查該等新發現的異常區域。有關申請已獲通過，但須根據芬蘭採礦法進行為期30天的上訴程序。於期末，本公司獲告知，礦業部門芬蘭安全和化學品管理局("Tukes")接獲若干上訴。

Sweden**瑞典***Fäboliden Gold Mine**Fäboliden金礦*

In accordance with the conditions of the Test Mining Permit, test mining activities recommenced at Fäboliden in May 2020 and will continue through to the end of September 2020.

根據試採礦許可證的條件，於2020年5月在Fäboliden重新開始試採活動，並將持續至2020年9月底。

The Company continues to work towards obtaining environmental approval for full-scale mining at Fäboliden. Having completed two supplementary information rounds, the application was publicly announced by the Land and Environment Court on 4 April 2020 with a deadline for comments set to 2 June 2020.

本公司繼續爭取就Fäboliden的全面採礦取得環境批准。在經過兩輪資料補充程序後，土地及環境法院於2020年4月4日公開宣佈有關申請，並將置評最後限期設定為2020年6月2日。

The majority of stakeholders have submitted their statements within the set deadline, whilst a small number of stakeholders have been granted an extension. The Company is currently reviewing the submitted statements and awaiting the remaining submissions along with instructions from the Land and Environment Court regarding the next step in the Fäboliden permitting process.

大多數利益相關方均已於所定的最後限期內提交聲明，同時有少數利益相關方已被批准延期。本公司目前正在審閱所獲提交的聲明，並等待其餘人士提交聲明以及土地及環境法院有關Fäboliden許可程序下一步驟的指示。

ADVANCED PROJECTS AND EXPLORATION REVIEW
(CONT'D)

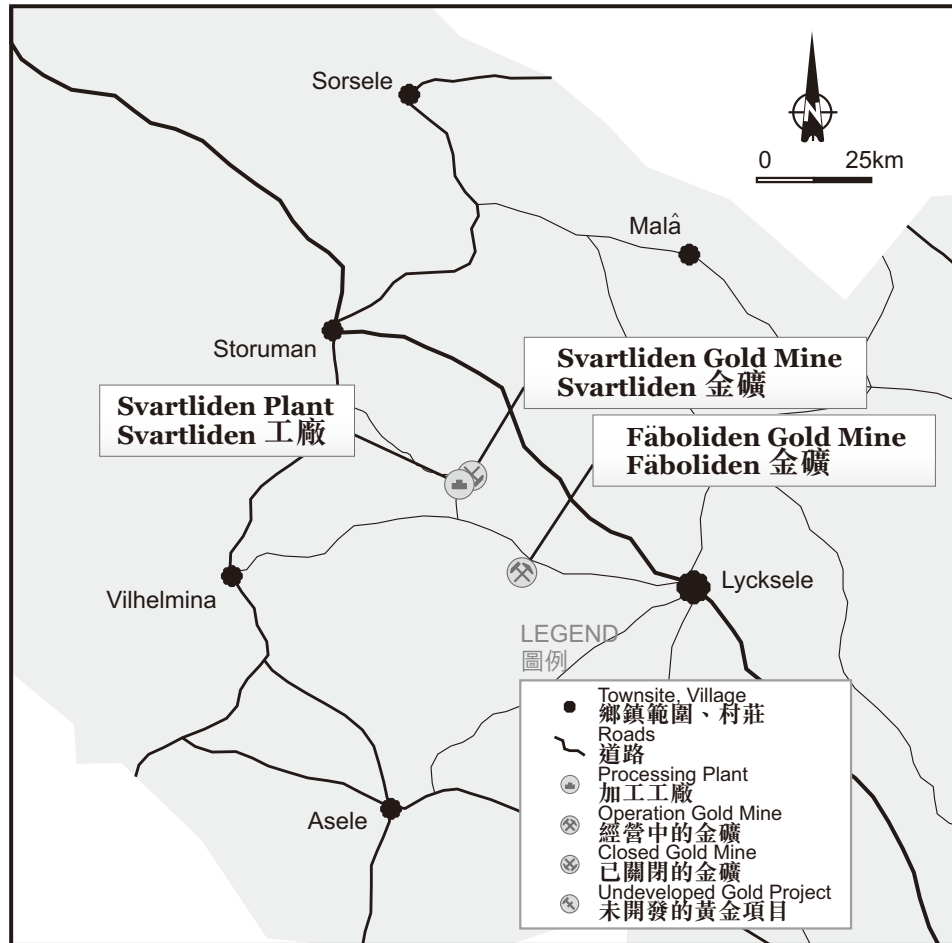
推進項目及勘探回顧(續)

Sweden (Cont'd)

瑞典(續)

Fäboliden Gold Mine (Cont'd)

Fäboliden金礦(續)



Svartliden Production Centre

Svartliden生產中心

The change permit application for the Svartliden process site, to allow the full-scale processing of Fäboliden ore and tailings disposal, has commenced with an initial consultation with the County Administration Board ("CAB"). On 8 June 2020, the CAB ruled that the change permit does not constitute a significant environmental impact. This allows the Company to undertake a smaller Environmental Impact Assessment and opportunity to advance through a more simplified permitting process.

經向縣行政局(「CAB」)進行初步諮詢後，本公司已就Svartliden的加工場所啟動變更許可證申請，以請求批准Fäboliden對礦石及尾礦進行全面加工及處置。於2020年6月8日，CAB裁定變更許可證不會產生重大環境影響。據此，本公司可開展較小規模的環境影響評估，並有機會通過更加簡化的許可程序。

ADVANCED PROJECTS AND EXPLORATION REVIEW (CONT'D)**推進項目及勘探回顧(續)****Sweden (Cont'd)****瑞典(續)***Fäboliden Gold Mine (Cont'd)**Fäboliden金礦(續)*

During the half-year, the Company continued to look at adding further value to the project and engaged independent mining consultants RPM Advisory Services Pty Ltd ("RPM") in Perth, Western Australia to undertake a scoping study. This Scoping Study will examine the potential to carry out underground mining at Fäboliden, focussing on the defined Mineral Resources outside the planned open-pit design that extends to a depth of 665 metres vertically below the natural surface.

於半年內，本公司繼續尋求進一步增加項目價值，並委聘西澳洲珀斯的獨立採礦顧問RPM Advisory Services Pty Ltd(「RPM」)進行範圍研究。此項範圍研究將探究於Fäboliden進行地下採礦的可能性，側重於已規劃露天礦坑設計以外的探明礦產資源，該礦區垂直延伸至天然地表以下665米。

The results from the study will be available in the second half of 2020 and will identify areas from which the Company can prioritise future activities, with view to achieving a seamless transition to underground mining at Fäboliden following the completion of open-pit mining.

研究結果將於2020年下半年公佈，並將確定本公司日後可優先開展活動的區域，藉以在Fäboliden露天採礦完成後實現轉向地下採礦的無縫過渡。

Resources and Reserves**資源及儲量**

The annual update of the Company's Mineral Resource and Ore Reserve estimates as at 31 December 2019 was completed during the half-year. The update of the total Measured, Indicated and Inferred Mineral Resource for the Company yielded a 3% increase in tonnes and 3% increase in ounces when compared to the total Measured, Indicated and Inferred Mineral Resource as at 31 December 2018.

本公司於2019年12月31日的礦產資源及礦石儲量估計的年度更新已於半年內完成。與於2018年12月31日的探明、控制及推斷礦產資源總量相比，更新本公司探明、控制及推斷礦產資源總量以噸位計增加3%，以盎司計則增加3%。

Updating of the total Proved and Probable Ore Reserve estimate for the Company returned a 30% increase in tonnes and 33% increase in ounces, when compared to the total Proved and Probable Ore Reserve as at 31 December 2018. The increase in Ore Reserves is largely attributable to the Fäboliden Ore Reserve estimate where the update of the base case operation resulted in the duration of the planned full-scale open-pit mining operation at Fäboliden increasing to approximately eight years, inclusive of the final period of test mining.

與2018年12月31日的總證實及概略礦石儲量總量相比，更新本公司證實及概略礦石儲量總量估計後，以噸位計增加30%，以盎司計則增加33%。礦石儲量的增加主要是由於Fäboliden礦石儲量估計，其中基礎作業的更新導致Fäboliden的計劃全面露天採礦作業的持續時間增加至約8年，包括最後的試採期。

ENVIRONMENTAL REVIEW

The Company is very clear on the need to earn the respect and support of the community by operating in a socially responsible manner, and by demonstrating a tangible commitment to environmental sustainability.

The Company's operations are subject to environmental regulations under statutory legislation in relation to its exploration and mining activities. The Company believes that it has adequate systems in place for the management of the requirements under those regulations and is not aware of any breach of such requirements as they apply to the Company, except where indicated below.

Finland

Vammala Production Centre

The new Vammala Environmental Permit application for production of 300,000 tpa including the processing of ore from Kaapelinkulma was issued on 12 March 2020, following a lengthy process. The new permit contains much stricter permit conditions related to crushing than were imposed in the existing permit and the Group submitted an appeal of the conditions to the Administrative Court of Vaasa on 20 April 2020. Until such time, the Group can continue to operate under its existing permit conditions.

Following a submission containing additional information about Kaapelinkulma ore and actions proposed to deliver water management improvements around the Vammala site, the Centre for Economic Development, Transport and the Environment (the "ELY Centre") granted the Group interim permission to process 300,000 tpa of Kaapelinkulma ore at the Vammala site until a decision on the appeal of the new Vammala Environmental Permit is finalised.

環境回顧

本公司清楚了解，本公司需通過以對社會負責的方式營運以及切實履行維護環境可持續性的承諾，來贏得社區的尊重及支持。

本公司的經營業務須受限於成文法中有關勘探及採礦活動的環境法規。本公司認為，其已落實充足系統以管理相關法規項下的規定，且並不知悉適用於本公司的有關規定遭到違反的行為，惟以下所示者除外。

芬蘭

Vammala生產中心

經過漫長的程序，於2020年3月12日，獲批准新Vammala環境許可證申請，用於每年生產300,000噸礦石，包括加工Kaapelinkulma礦石。新許可證中有關碾碎的許可條件比現有許可證當中的規定更為嚴格，本集團已於2020年4月20日向Vaasa行政法院提交有關條件的上訴。於此之前，本集團可繼續根據其現有許可證條件開展業務。

於提交一份載有關於Kaapelinkulma礦石的補充資料以及為改善Vammala礦場周邊水管理而建議採取的行動的文件後，經濟發展、運輸及環境中心(「ELY中心」)授予本集團於Vammala礦場每年加工300,000噸Kaapelinkulma礦石的臨時許可證，直至對新Vammala環境許可證的上訴作出最終裁決。

ENVIRONMENTAL REVIEW (CONT'D)

環境回顧(續)

Finland (Cont'd)

芬蘭(續)

Vammala Production Centre (Cont'd)

Vammala生產中心(續)

During April 2020, the ELY Centre requested the Company implement additional measures to prevent dusting around the Vammala tailings area due to complaints from locals. In June 2020, a dust monitoring unit and weather station was installed in the tailings area and two dust monitoring units were installed in the yards of nearby neighbours. The Company can now monitor the amount of dust, wind speed and wind direction in real-time from an online service. The Company's future plans include widening the water spraying system to prevent dusting issues in the tailings area. Dusting preventative measures include the use of chemicals such as lime.

於2020年4月，由於當地居民投訴，ELY中心要求本公司於Vammala尾礦區周邊實施額外的防塵措施。於2020年6月，本公司於尾礦區安裝一個灰塵監測裝置及氣象站，並於附近鄰居的庭院安裝兩個灰塵監測裝置。目前，本公司可通過線上服務即時監測灰塵量、風速及風向。本公司未來的計劃包括拓寬噴水系統，以防治尾礦區的灰塵問題。灰塵預防措施包括使用石灰等化學品。

A contractor has been selected for the Miljoonaoja ditch project which involves separating the natural waters from the Vammala mill water cycle. The project is included in the Company's new Vammala Environmental Permit application and will reduce the need for run-off of the Mill drainage waters.

已經就Miljoonaoja溝渠項目選定一名承包商，該項目涉及將自然水從Vammala選礦水流中分離出來。該項目已列入本公司新Vammala環境許可證申請中，將減少對選礦排水的需求。

On 17 June 2020, the ELY Centre conducted an inspection of the Vammala site. No follow up actions have been received.

於2020年6月17日，ELY中心對Vammala現場進行視察。概無收到任何後續行動。

Orivesi Gold Mine

Orivesi金礦

In June 2019, the Supreme Administrative Court upheld AVI's rejection of the Groups Environmental Permit. The Group had exhausted the known Ore Reserves as planned and has started the preparatory works towards the mine closure. In December 2019, the Closure Plan was submitted to AVI for approval. In May 2020, AVI requested supplementary information which was provided by the end of June 2020. The Closure Plan includes work by a local consultant, Envineer Oy, to prepare a research plan to clean and remediate any soil contamination areas. The types of areas included in the research plan will include the maintenance and storage areas, fuel tank storage locations, settling ponds and any roads previously exposed to sulphide containing waste rock.

於2019年6月，最高行政法院維持AVI對本集團環境許可證的拒絕決定。本集團已按計劃耗盡已知的礦石儲量，並已開始封礦的準備工作。於2019年12月，封礦計劃提交予AVI以供審批。於2020年5月，AVI要求提供補充資料，而相關資料已於2020年6月底前提供。封礦計劃包括由當地顧問Envineer Oy制訂研究計劃，以清理及補救任何土壤污染區。研究計劃所包括的區域類型將包括維修及儲存區、燃料罐儲存地點、沉澱池及以往暴露於含硫化物廢石的任何道路。

ENVIRONMENTAL REVIEW (CONT'D)

Finland (Cont'd)

Orivesi Gold Mine (Cont'd)

The Company retains the right to undertake further exploration at Orivesi inside the Mining Concession area. The Company has applied for an extension to the previous exploration licence area around the mining concession area and for a broader reservation area around the mine surroundings. Both applications are subject to current appeals in the Administrative Court before they can gain legal force.

In October 2018, the Pirkanmaa Centre for Economic Development, Transport and the Environment ("PIR ELY") requested further information from the Company on the presence of waste material stored between the 66m and 85m levels. As previously announced by the Company, it is believed that the bulk of this material had been deposited before the Company purchased the mine in 2003 and recommenced mining of ore in 2007. On 6 March 2020, the Company submitted a risk assessment to PIR ELY based on the results of the four drill holes and water samples taken from the stope and other parts of the mine. The risk assessment confirmed there is no need to remove the material due to its non-hazardous environmental impact. Additionally, the risk assessment confirmed the safe removal of the material is also not possible. Taking into account these factors, the Company applied for a retrospective Environmental Permit. In July 2020, PIR ELY imposed a compulsion order that requires the Company to investigate the composition of the waste to ensure the findings from the initial risk assessment are representative of the total waste. The Company has provided an amount in its accounts for future drilling and associated costs to comply with the compulsion order.

On 27 May 2020, PIR ELY conducted its annual inspection of the Orivesi site. No follow up actions have been received. Tukes has also given permission for the Company to allow the water levels rise up to the 285m level.

環境回顧(續)

芬蘭(續)

Orivesi金礦(續)

本公司保留於Orivesi採礦特許區內進行進一步勘探的權利。本公司已申請擴大採礦特許區周圍的先期勘探許可區域，並申請擴大礦區周圍的保留區域。兩項申請於具備法律效力前，均受目前於行政法院提出的上訴所規限。

於2018年10月，Pirkanmaa經濟發展、運輸及環境中心(「PIR ELY」)要求本公司就66米與85米水平之間存放的廢料提供進一步資料。誠如本公司先前所公佈，據悉大部分材料在本公司於2003年購買該礦場及於2007年重啟採礦之前既已存放。於2020年3月6日，本公司根據四個鑽孔的結果及自回採及礦場其他地方採集的水樣，向PIR ELY提交一份風險評估。風險評估確認，由於材料對環境無害，確認沒有必要移除。此外，風險評估亦確認不可能安全移除該材料。考慮到該等因素，本公司申請追溯性環境許可證。於2020年7月，PIR ELY實施強制令，要求本公司調查廢料的成分，以確保初始風險評估的結果能夠代表剩餘的全部廢料。本公司已在其帳目中為未來鑽探及相關成本撥備一筆款項，以遵守該強制令。

於2020年5月27日，PIR ELY對Orivesi現場進行年度視察。概無收到任何後續行動。Tukes亦允許本公司將水位上升到285米的水平。

ENVIRONMENTAL REVIEW (CONT'D)**環境回顧(續)****Finland (Cont'd)****芬蘭(續)***Jokisivu Gold Mine**Jokisivu金礦*

The work to update the Jokisivu Waste Management Plan was finalised by an external consultant. The work formed the basis for the application to update the Environmental Permit which was submitted AVI in late 2019. The update to the Environmental Permit was required due to the new Jokisivu 2 and Jokisivu 3 Mining Concessions and the need to extend the waste rock area. The Environmental Permit update recognised the change in environmental quality of the waste rock which seems to have, at least in some parts of the waste rock area, changed from inert to potentially acid forming. In February 2020, AVI requested supplementary information which the Company provided. In May 2020, AVI announced the hearing would be during the third quarter of 2020.

更新Jokisivu廢料管理計劃的工作已由一名外部顧問落實。此項工作構成已於2019年底向AVI提交環境許可證更新申請的基礎。由於新Jokisivu 2及Jokisivu 3採礦特許權以及擴大廢石區的需求，需要更新環境許可證。環境許可證更新識別廢石環境質量的變化，至少在廢石區的若干部分，廢石似乎已從惰性變為潛在酸性。於2020年2月，AVI要求本公司提供補充資料。於2020年5月，AVI宣佈將於2020年第三季度進行聆訊。

During the period, planning for the new settling pond and development of additional water treatment measures was commenced by Envineer Oy. Construction of the new settling pond is due to start between March and June 2021.

於期間內，Envineer Oy開始規劃新沉澱池及制定額外的水處理措施。新沉澱池的建設將於2021年3月至6月開始。

*Kaapelinkulma Gold Mine**Kaapelinkulma金礦*

An appeal originally received by AVI in June 2017, which they rejected in November 2017, was then appealed to the Vaasa Administrative Court and dismissed by this Court on 10 June 2019. The Vaasa Administrative Court ruled some appellants failed to demonstrate they had suffered any harm as stated in the Administrative Judicial Procedure Act, and therefore the Vaasa Administrative Court determined they had no legal justification to appeal. The appellants applied seeking leave to appeal to the Supreme Administrative Court but were rejected.

AVI最初於2017年6月收到的上訴於2017年11月被駁回，隨後向Vaasa行政法院提出上訴並於2019年6月10日被駁回。Vaasa行政法院裁定若干上訴人未能證明其遭受行政司法程序法所述的任何損害，因此，Vaasa行政法院裁定其上訴並無法律依據。上訴人向最高行政法院申請上訴許可，但被駁回。

ENVIRONMENTAL REVIEW (CONT'D)

環境回顧(續)

Finland (Cont'd)

芬蘭(續)

*Kaapelinkulma Gold Mine (Cont'd)**Kaapelinkulma金礦(續)*

In July 2019, PIR ELY rejected an appeal by the Finnish Nature Conservation Association's of Valkeakoski for the initiation of an administrative coercion related to operations at the Kaapelinkulma mine, in respect to the Nature Conservation Act. During the period, the secondary claims raised and the remainder of the appeal, including a claim for costs, were rejected by the Hämeenlinna Administrative Court.

於2019年7月，PIR ELY駁回Valkeakoski芬蘭自然保護協會就Kaapelinkulma礦場營運提起的與自然保護法有關的行政強制措施的上訴。於期間內，Hämeenlinna行政法院駁回所提出的二次索賠及上訴的其餘部分，包括一項費用索賠。

Preparation of the Kaapelinkulma preliminary Closure Plan was commenced by Envineer Oy during the period. Water samples were taken from the ditches around the waste rock area and aggregate samples taken from the waste rock area, for laboratory testing and will provide a basis for suitable future risk assessments and closure measures.

於期間內，Envineer Oy開始籌備Kaapelinkulma初步封礦計劃。自廢石區周圍的溝渠中採集水樣，並自廢石區採集樣本集，用於實驗室測試，其將為日後適當的風險評估及封礦措施提供基礎。

In April 2020, a water sample from the last measuring well was taken with 22 mg/l of contained solids which exceeded the permit limit of 20mg/l. This matter and resulting preventative actions were reported to PIR ELY.

於2020年4月，自最後一口測量井採集的水樣含有22毫克/升的固體物質，超過20毫克/升的許可證限制。該事項及由此採取的預防措施已報告予PIR ELY。

The counting of the woodland brown butterfly has commenced in Kaapelinkulma area. The counting was completed on 12 July 2020 and according to calculations, the number of butterflies is approximately the same as the previous years.

Kaapelinkulma地區已開始對林地棕蝶進行點算。點算工作已於2020年7月12日完成，根據計算，蝴蝶數量與往年大致相同。

An unofficial inspection by PIR ELY was held in Kaapelinkulma during May 2020. No follow up actions required.

於2020年5月，PIR ELY於Kaapelinkulma進行了一次非正式視察。無須採取後續行動。

A plan for the continuing operations at Kaapelinkulma has been compiled for review by PIR ELY and used to determine whether the continued operations can continue under the existing permit. PIR ELY are expected to provide their decision by mid-August 2020.

已編製Kaapelinkulma繼續作業的計劃，以供PIR ELY審閱，並用於釐定根據現有許可證是否可以繼續作業。預期PIR ELY將於2020年8月中旬作出決定。

ENVIRONMENTAL REVIEW (CONT'D)

Sweden

Svartliden Rehabilitation Plan (U3)

Work to update the Svartliden Rehabilitation Plan (“Closure Plan”) was completed in April 2017 and submitted to the Swedish Land and Environmental Court (“Court”). In May 2018, the Company provided an updated cost assessment and its responses to comments received from the Environmental Protection Agency (“EPA”) and the County Administrative Board (“CAB”), both of whom viewed the proposed actions in the Closure Plan and the proposed closure bond as insufficient. From 24 to 26 April 2019, the Closure Plan, U1 and U2 investigations were heard by Court (“Hearing”). On 3 September 2019, the Court delivered its rulings on each matter.

On 18 November 2019, the Company lodged an appeal against in the Environmental Court of Appeal against the following rulings by the Court:

- the amount of additional collateral security being requested by the Court;
- the permit conditions during the closure phase; and
- restrictions that would prevent the CAB from incrementally returning the Company's security bond as rehabilitation work is progressed.

Further information on the appeal process from the Court of Appeal is pending.

Svartliden Conditions of Tailings Depositions (U1)

On 3 September 2019, the Court approved the Company's permit application to deposit tailings into the Svartliden open pit to +441 meters above sea level. The approval remains subject to the Company's other permit conditions, which exclude the deposition of tailings from full-scale mining at Fäboliden. As a result, the Company will now apply to change the permit conditions to include the deposition of tailings from full-scale mining at Fäboliden in the permit.

The Company has a separate permit allowing tailings from the Fäboliden test mining to be deposited into the Svartliden open-pit.

環境回顧(續)

瑞典

Svartliden復墾計劃(U3)

更新Svartliden復墾計劃(「封礦計劃」)的工作已於2017年4月完成，並提交予瑞典土地與環境法院(「法院」)。於2018年5月，本公司提供已更新的成本評估及其對從環境保護局(「EPA」)及縣行政局(「CAB」)收到的意見的回覆，EPA及CAB均認為封礦計劃中的建議行動及建議封礦保證金不足。於2019年4月24日至26日，法院對封礦計劃、U1及U2的調查進行聆訊(「聆訊」)。於2019年9月3日，法院就各個事項作出裁決。

於2019年11月18日，本公司就法院的以下裁決向環境上訴法院提起上訴：

- 法院要求的額外附屬抵押金額；
- 閉礦階段內的許可條件；及
- 阻止CAB隨著復墾工作的進行而逐步退還本公司的擔保金的限制。

更多有關上訴法院上訴程序的資料有待提供。

Svartliden尾礦沉積的條件(U1)

於2019年9月3日，法院批准本公司將Svartliden露天礦坑的尾礦沉積至海平面以上441米的申請。該批准仍受制於本公司的其他許可證條件，其中不包括在Fäboliden全面採礦的尾礦沉積。因此，本公司現將申請更改許可證條件，以將Fäboliden全面採礦的尾礦沉積納入許可證中。

本公司另有許可證允許將Fäboliden試採礦的尾礦沉積到Svartliden露天礦坑。

ENVIRONMENTAL REVIEW (CONT'D)**環境回顧(續)****Sweden (Cont'd)****瑞典(續)***Svartliden Permit Conditions (U2)**Svartliden許可證條件(U2)*

In April 2018, the Company submitted to the Court an additional investigation report proposing changes to the final permit conditions for the clarification pond discharge limits. In July 2018, the CAB provided its comments which disagreed with the Company's proposals. In October 2018, the Company responded with investigations and calculations that showed the proposed changes did not pose any further risk to the environment.

於2018年4月，本公司向法院另行提交一份調查報告，建議修改澄清池外流限制的最終許可證條件。於2018年7月，CAB提出意見，不同意本公司的建議。於2018年10月，本公司提供調查及計算作為回應，其顯示擬議的變更不會對環境構成任何進一步的風險。

On 3 September 2019, the Court provided additional rulings on clarification pond discharge limits that remained consistent with the current permit conditions.

於2019年9月3日，法院對澄清池外流限制作出額外裁決，仍與現行許可證條件相符。

On 16 December 2019, the Environmental Court of Appeal granted the Company leave to appeal the Court's rulings on the clarification pond discharge limits. The Company submitted its appeal on 18 November 2019.

於2019年12月16日，環境上訴法院批准本公司對法院關於澄清池外流限制的裁決提出上訴。本公司於2019年11月18日提交其上訴。

Further information on the appeal process from the Court of Appeal is pending.

更多有關上訴法院上訴程序的資料有待提供。

*Fäboliden Environmental Permit**Fäboliden環境許可證*

As previously advised, the Environmental Permit for test mining was granted on 1 December 2017 and is valid until 30 September 2027, subject to a few terms and conditions.

如先前所告知，試採礦環境許可證於2017年12月1日獲授，有效期至2027年9月30日，惟須遵守若干條款及條件。

The Company is actively pursuing environmental approval for full-scale mining, the application for which was submitted to the Land and Environmental Court in July 2018.

本公司積極獲取全面採礦環境許可證，有關申請已於2018年7月提交予土地與環境法院。

On behalf of the Board
Dragon Mining Limited
Arthur George Dew
Chairman

代表董事會
龍資源有限公司
主席
狄亞法

Hong Kong, 20 August 2020

香港，2020年8月20日



龍資源有限公司
DRAGON MINING
LIMITED

DRAGON MINING LIMITED
龍 資 源 有 限 公 司*