



光大綠色環保  
Everbright Greentech

股份代號 Stock Code: 1257

(於開曼群島註冊成立之有限公司)  
(Incorporated in the Cayman Islands with limited liability)

SUSTAINABILITY REPORT  
可持續發展報告  
2019




LAYING A SOLID FOUNDATION AND  
**KEEPING PACE WITH TIMES**

牢築根基 • 與時俱進

TO CREATE  
**BETTER INVESTMENT VALUE**  
AND UNDERTAKE  
**MORE SOCIAL RESPONSIBILITY**

創造 更好投資價值  
承擔 更多社會責任





Chairman 主席

**WANG Tianyi**  
王天義

With the announcement of new environmental policies and laws, such as the new “Environmental Protection Law”, “Action Plan for Prevention and Control of Water Pollution”, “General Plan for Reforming the System for Ecological Conservation”, “Pollution Administrative Permit System” and “Soil Pollution Prevention and Control Law”, among others, ecological civilisation has progressed in terms of top-level design and institutional assurance, such that the general public has become more familiar with the philosophy of development underpinned by the notion that “Lucid waters and lush mountains are invaluable assets”. As the development of ecological civilisation entered the “critical period”, “tackling period” and “window period”, the nation continued to enhance supervision over environmental matters and strived to accelerate the development of the environmental industry in 2019 to provide new momentum for high-quality economic development.

With a broader scope for market development alongside unprecedented challenges as well as opportunities, Everbright Greentech has endeavoured to further enhance its business scale and efficiency by seizing opportunities for strategic development in the environmental industry, in a resolute effort to seek “Progress in stability, opportunities amidst changes, and innovation through progress” with a consistent focus on the creation of value. Meanwhile, we continued to incorporate sustainability into our corporate strategies and operations in a bid to build an eco-friendly future together with all members of the community, in firm adherence to our corporate mission of being “Devoted to Ecology and Environment for a Beautiful China” and vision of “To create better investment value and undertake more social responsibility”.

近年來，新《環境保護法》、《水污染防治行動計劃》、《生態文明體制改革總體方案》、《排污許可制度》及《土壤污染防治法》等環保新政策和法規的連番出台推進生態文明建設的頂層設計和制度體系保障，令「綠水青山就是金山銀山」的發展理念日益深入人心。隨著生態文明建設進入「關鍵期」、「攻堅期」及「窗口期」，二零一九年，國家不斷加大環保督察力度，並推動環保產業加速發展，為經濟高質量發展增添新動力。

面對更廣闊的市場空間，以及前所未有的機遇與挑戰，光大綠色環保堅定實踐「穩中求進、變中求機、進中求新」，以價值創造為核心，緊抓環保行業戰略發展機遇，進一步提升業務規模和效益。同時，光大綠色環保繼續秉承「情繫生態環境，築夢美麗中國」的企業使命，以「創造更好投資價值，承擔更多社會責任」為企業願景，推動可持續發展與企業戰略和工作的融合，與社會各界共築綠色未來。

# CONTENTS

## 目錄



3	<b>About this Report</b> 關於本報告
18	<b>Message from CEO</b> 行政總裁致辭
21	<b>About Everbright Greentech</b> 關於光大綠色環保
34	<b>Sustainability Management</b> 可持續發展管理
55	<b>Corporate Governance</b> 企業管治
66	<b>Employee Care</b> 員工關懷
94	<b>Environmental Management</b> 環境管理
126	<b>Community Investment</b> 社會投資
136	<b>KPI Overview</b> 關鍵績效指標總覽
150	<b>Verification Statement</b> 審核聲明
152	<b>Corporate Membership</b> 企業會籍
154	<b>Stock Exchange ESG Reporting Guide Content Index</b> 香港聯交所《環境、社會及 管治報告指引》內容索引
161	<b>GRI Content Index</b> GRI準則內容索引





# ABOUT THIS REPORT

## 關於本報告



### COMPANY PROFILE

China Everbright Greentech Limited (“Everbright Greentech” or the “Company”, together with its subsidiaries, the “Group”) is a professional environmental protection service provider in China listed on the Main Board of The Stock Exchange of Hong Kong Limited (the “Stock Exchange”) since 8 May 2017 (Stock Code: 1257). Everbright Greentech persists in an innovation-oriented approach in its business development, having assumed a pioneering role in the introduction of integrated urban and rural waste treatment projects in China. Currently, the Group has its business coverage spanning across in 14 provinces and autonomous region in China and in Germany.

With the support of our controlling shareholder China Everbright International Limited (“Everbright International”, Stock Code: 0257), the first provider of one-stop integrated environmental solutions in China, the Group continues to engage in intensive cooperation with its stakeholders in its active exploration and formulation of business strategies that would allow its production operations to address the needs of the society, as it strives with incessant effort to become a distinguished leader in China’s environmental industry in answer to its mission and undertaking of being “Devoted to Ecology and Environment for a Beautiful China”.

### 公司簡介

中國光大綠色環保有限公司(「光大綠色環保」或「本公司」)及其附屬公司(統稱「本集團」)為中國專業環保服務提供者，於二零一七年五月八日在香港聯合交易所有限公司(「聯交所」)主板上市(股份代號：1257)。光大綠色環保堅持以業務創新引領發展，率先在國內推出城鄉垃圾統籌處理項目。目前，本公司業務覆蓋中國境內14個省份及自治區，並遠播德國。

依託控股股東中國光大國際有限公司(「光大國際」，股份代號：0257)作為中國首家一站式和全方位環境綜合治理服務商的支持，本集團堅守「情繫生態環境，築夢美麗中國」的使命與擔當，深化與各持份者的合作，積極探索並建立融合生產運營與社會需求的業務策略，為發展成為中國環保行業的翹楚不懈奮鬥。

## REPORTING YEAR AND SCOPE

This sustainability report (the “Report”) relates to the Group’s performance in sustainable development for the financial year ended 31 December 2019 (the “Reporting Year”).

The scope of this Report covers the 4 principal segments of the Group’s environmental business: integrated biomass utilisation, hazardous and solid waste treatment, environmental remediation, and solar energy and wind power. The environmental and social performance data reported cover the Group’s headquarters in Hong Kong and Shenzhen and projects in operation over which the Group exercised operational control.

Compared to the 2018 sustainability report, this Report covers 10 more integrated biomass utilisation projects and 6 more hazardous and solid waste treatment projects, being new projects commissioned during the Reporting Year.

Details of the Group’s operating projects are set out in the following table.

## 報告年度及範圍

本可持續發展報告(「本報告」)涵蓋本集團於二零一九年十二月三十一日止財政年度(「報告年度」)的可持續發展表現。

本報告的報告範圍包括本集團4項主要環保業務，即生物質綜合利用、危廢及固廢處置、環境修復、以及光伏發電及風電業務的運營。環境和社會表現數據則覆蓋本集團位於香港及深圳之總部辦公室，以及擁有運營控制權的運營項目。

與二零一八年可持續發展報告相比，本報告增加10個生物質綜合利用項目和6個危廢及固廢處置項目。彼等均為於報告年度內投入運營的新項目。

有關本集團運營項目的詳情，請參閱下表。

<b>Integrated Biomass Utilisation Project</b>	<b>生物質綜合利用項目</b>	<b>On-grid electricity generation for the Reporting Year</b> 報告年度 上網電量 (MWh) (兆瓦時)	<b>Waste treatment for the Reporting Year</b> 報告年度 垃圾處理量 (MT) (公噸)
Dangshan Integrated Biomass and Waste-to-Energy Project (Biomass)	碭山生物質及垃圾發電一體化項目(生物質)	232,437	N/A 不適用
Dangshan Integrated Biomass and Waste-to-Energy Project (Waste-to-Energy)	碭山生物質及垃圾發電一體化項目(垃圾發電)	31,714	131,458
Hanshan Biomass Direct Combustion Project	含山生物質直燃發電項目	207,807	N/A 不適用
Sucheng Biomass Heating Project	宿城生物質供熱項目	N/A 不適用	N/A 不適用

Integrated Biomass Utilisation Project	生物質綜合利用項目	On-grid electricity generation for the Reporting Year	Waste treatment for the Reporting Year
		報告年度 上網電量 (MWh) (兆瓦時)	報告年度 垃圾處理量 (MT) (公噸)
Xuyi Biomass Electricity and Heat Cogeneration Project	盱眙生物質熱電聯供項目	130,575	N/A 不適用
Dingyuan Biomass Direct Combustion Project	定遠生物質直燃發電項目	219,520	N/A 不適用
Nanqiao Biomass Direct Combustion Project	南譙生物質直燃發電項目	230,073	N/A 不適用
Lingbi Integrated Biomass and Waste-to-Energy Project (Biomass)	靈璧生物質及垃圾發電一體化項目(生物質)	226,850	N/A 不適用
Lingbi Integrated Biomass and Waste-to-Energy Project (Waste-to-Energy)	靈璧生物質及垃圾發電一體化項目(垃圾發電)	42,231	134,673
Rugao Biomass Direct Combustion Project	如皋生物質直燃發電項目	215,346	N/A 不適用
Xiao County Integrated Biomass and Waste-to-Energy Project (Biomass)	蕭縣生物質及垃圾發電一體化項目(生物質)	233,285	N/A 不適用
Xiao County Integrated Biomass and Waste-to-Energy Project (Waste-to-Energy)	蕭縣生物質及垃圾發電一體化項目(垃圾發電)	43,784	151,995
Fengyang Integrated Biomass and Waste-to-Energy Project (Biomass)	鳳陽生物質及垃圾發電一體化項目(生物質)	226,639	N/A 不適用
Fengyang Integrated Biomass and Waste-to-Energy Project (Waste-to-Energy)	鳳陽生物質及垃圾發電一體化項目(垃圾發電)	37,318	152,800

		<b>On-grid electricity generation for the Reporting Year</b> 報告年度 上網電量 (MWh) (兆瓦時)	<b>Waste treatment for the Reporting Year</b> 報告年度 垃圾處理量 (MT) (公噸)
<b>Integrated Biomass Utilisation Project</b>	<b>生物質綜合利用項目</b>		
Mianzhu Integrated Biomass and Waste-to-Energy Project (Biomass)	綿竹生物質及垃圾發電一體化項目(生物質)	242,877	N/A 不適用
Mianzhu Integrated Biomass and Waste-to-Energy Project (Waste-to-Energy)	綿竹生物質及垃圾發電一體化項目(垃圾發電)	30,669	111,565
Guanyun Integrated Biomass and Waste-to-Energy Project (Biomass)	灌雲生物質及垃圾發電一體化項目(生物質)	196,089	N/A 不適用
Guanyun Integrated Biomass and Waste-to-Energy Project (Waste-to-Energy)	灌雲生物質及垃圾發電一體化項目(垃圾發電)	43,850	171,595
Yu'an Biomass Electricity and Heat Cogeneration Project	裕安生物質熱電聯供項目	234,593	N/A 不適用
Yeji Biomass Electricity and Heat Cogeneration Project Phase I	葉集生物質熱電聯供項目一期	214,896	N/A 不適用
Huaiyuan Integrated Biomass and Waste-to-Energy Project (Waste-to-Energy)	懷遠生物質及垃圾發電一體化項目(垃圾發電)	46,272	154,439
Huaiyuan Integrated Biomass and Waste-to-Energy Project (Biomass)	懷遠生物質及垃圾發電一體化項目(生物質)	224,096	N/A 不適用
Guixi Biomass Electricity and Heat Cogeneration Project*	貴溪生物質熱電聯供項目*	123,744	N/A 不適用
Guoyang Biomass Electricity and Heat Cogeneration Project*	渦陽生物質熱電聯供項目*	85,798	N/A 不適用

Integrated Biomass Utilisation Project	生物質綜合利用項目	On-grid electricity generation for the Reporting Year	Waste treatment for the Reporting Year
		報告年度 上網電量 (MWh) (兆瓦時)	報告年度 垃圾處理量 (MT) (公噸)
Lianshui Biomass Electricity and Heat Cogeneration Project*	漣水生物質熱電聯供項目*	121,300	N/A 不適用
Huai'an Integrated Biomass and Waste-to-Energy Project (Biomass)*	淮安生物質及垃圾發電一體化項目(生物質)*	40,399	N/A 不適用
Huai'an Integrated Biomass and Waste-to-Energy Project (Waste-to-Energy)*	淮安生物質及垃圾發電一體化項目(垃圾發電)*	51,246	140,018
Zhongxiang Integrated Biomass and Waste-to-Energy Project (Waste-to-Energy)*	鐘祥生物質及垃圾發電一體化項目(垃圾發電)*	7,245	24,040
Sheqi Integrated Biomass and Waste-to-Energy Project (Biomass)*	社旗生物質及垃圾發電一體化項目(生物質)*	34,206	N/A 不適用
Sheqi Integrated Biomass and Waste-to-Energy Project (Waste-to-Energy)*	社旗生物質及垃圾發電一體化項目(垃圾發電)*	3,002	14,112
Weihai Biomass Electricity and Heat Cogeneration Project*	威海生物質熱電聯供項目*	40,416	N/A 不適用
Shayang Integrated Biomass and Waste-to-Energy Project (Biomass)*	沙洋生物質及垃圾發電一體化項目(生物質)*	21,067	N/A 不適用
<b>Total</b>	<b>總計</b>	<b>3,839,344</b>	<b>1,186,695</b>

\* New projects under operation during the Reporting Year.

\* 報告年度內新增運營項目。

Hazardous and Solid Waste Treatment Project	危廢及固廢處置項目	Waste treatment for the Reporting Year 報告年度 垃圾處理量 (MT) (公噸)
Suzhou Hazardous Waste Landfill Project	蘇州危廢填埋項目	36,608
Suqian Hazardous Waste Landfill Project Phase I	宿遷危廢填埋項目一期	24,519
Guanyun Hazardous Waste Landfill Project Phase I	灌雲危廢填埋項目一期	20,892
Guanyun Hazardous Waste Landfill Project Phase II*	灌雲危廢填埋項目二期*	
Binhai Hazardous Waste Landfill Project Phase I	濱海危廢填埋項目一期	27,188
Binhai Hazardous Waste Landfill Project Phase II*	濱海危廢填埋項目二期*	
Xinyi Hazardous Waste Landfill Project	新沂危廢填埋項目	17,877
Xinyi Hazardous Waste Integrated Treatment Project Phase I	新沂危廢綜合處置項目一期	8,021
Xinyi Animal Carcass Harmless Treatment Project	新沂病死動物無害化處置項目	2,911
Lianyungang Hazardous Waste Incineration Project Phase I	連雲港危廢焚燒項目一期	7,795
Lianyungang Hazardous Waste Incineration Project Phase II	連雲港危廢焚燒項目二期	
Zibo Hazardous Waste Incineration Project Phase I	淄博危廢焚燒項目一期	18,322
Zibo Hazardous Waste Incineration Project Phase II*	淄博危廢焚燒項目二期*	
Lishui Industrial Solid Waste Landfill Project**	麗水工業固廢填埋項目**	0

Hazardous and Solid Waste Treatment Project	危廢及固廢處置項目	Waste treatment for the Reporting Year 報告年度 垃圾處理量 (MT) (公噸)
Everbright Greentech Technology (Wuxi) Limited (formerly known as Jiangsu Jiayuan Environmental Technology Co., Ltd.) <sup>1*</sup>	光大綠色環保科技(無錫)有限 公司(前稱江蘇佳願環境科技 有限公司) <sup>1*</sup>	18,000
Kunshan Zhonghuan Industrial Company Limited*	昆山中環實業有限公司*	
Jiangyin Zhongxin Resources Recycling Company Limited*	江陰中鑫資源再生有限公司*	
Changzhou Hazardous Waste Incineration Project	常州危廢焚燒項目	23,438
Linshu Hazardous Waste Incineration Project Phase I*	臨沭危廢焚燒項目一期*	2,839
Zhangjiagang Gelin Environmental Engineering Limited <sup>1*^</sup>	張家港格林環境工程有限公司 <sup>1*^</sup>	0
<b>Total</b>	<b>總計</b>	<b>208,410</b>

\* New projects under operation during the Reporting Year (comprising completed projects and acquired projects).

# No operating data were available as the project was undergoing a testing phase in 2019.

^ No data on the volume of waste processed were available as the project was built for sewage treatment.

\* 報告年度內新增運營項目(含建成完工及收購項目)。

# 項目於2019年調試，故暫沒有運營數據。

^ 項目為污水處理，故沒有垃圾處理量數據可提供。

<sup>1</sup> Data on this project is not covered by this Report. The Group will continue to improve its data collection procedures to expand the scope of the report in future.

<sup>1</sup> 本報告未涵蓋此項目數據資料。本集團將繼續完善數據收集程序，於未來擴大報告範圍。

Solar Energy and Wind Power Project	光伏發電和風電項目	On-grid electricity generation for the Reporting Year 報告年度上網電量 (MWh) (兆瓦時)
Changzhou Rooftop Solar Energy Project	常州屋頂光伏發電項目	3,651
Zhenjiang Rooftop Solar Energy Project	鎮江屋頂光伏發電項目	11,435
Zhenjiang Ground Solar Energy Project	鎮江地面光伏發電項目	
Huaining Ground Solar Energy Project	懷寧地面光伏發電項目	2,084
Suqian Rooftop Solar Energy Project Phase I	宿遷屋頂光伏發電項目一期	8,784
Suqian Rooftop Solar Energy Project Phase II	宿遷屋頂光伏發電項目二期	
German Ground Solar Energy Project	德國地面光伏發電項目	3,148
Changfangshan Wind Power Project Phase I	長房山風電項目一期	238,143
Zhaojiashan Wind Power Project Phase I	趙家山風電項目一期	
<b>Total</b>	<b>總計</b>	<b>267,245</b>



## REPORTING STANDARDS AND PRINCIPLES

This Report has been prepared in accordance with the Global Reporting Initiative (“GRI”) Standards: Comprehensive Option, and the “Environmental, Social and Governance Reporting Guide” (“ESG Guide”) published by the Stock Exchange and with reference to the “Electric Utilities Sector Disclosures” in “G4 Sustainability Reporting Guidelines”. In preparing this Report, the Group adhered to the following reporting principles: stakeholder inclusiveness, sustainability context, materiality, completeness, accuracy, balance, clarity, comparability and consistency, reliability, timeliness and quantitative measurement. For details, please refer to the table below.

## 報告標準及原則

本報告依循全球報告倡議組織(「GRI」)準則：全面選項及聯交所發佈的《環境、社會及管治報告指引》(「《ESG指引》」)，並參考《可持續發展報告指南4.0版本》之《電力行業披露文件》編寫。在編製過程中，本集團秉持以下報告原則：持份者包容性、可持續發展背景、重要性、完整性、準確性、平衡性、清晰性、可比較性及一致性、可靠性、時效性及量化。詳情請參閱下表。

Principle 原則	Description 說明	Response of the Group 本集團回應
Stakeholder inclusiveness 持份者包容性	The report should explain how stakeholders have been identified and how their views and expectations have been addressed. 報告應說明如何識別持份者，以及回應其意見及期望。	Major stakeholders have been identified based on the 5 basic principles of responsibility, influence, proximity, dependence and representativeness. Stakeholders' views and suggestions have been obtained through ongoing communication to determine the agenda important for stakeholders for the purpose of reporting. For details, please refer to pages 43–46 and pages 52–54. 以責任、影響力、鄰近性、倚靠性及代表性作為5項基本原則識別主要持份者，並透過持續溝通瞭解持份者的意見與建議，以確定報告匯報對持份者至關重要的議題。詳情請見第43至46頁，以及第52至54頁。
Sustainability context 可持續發展背景	The report should illustrate the entity's performance in a broader sustainability context. 報告應在更廣泛的可持續發展背景下展現機構表現。	In discussing sustainability issues, impact on and contribution to the industry, region and world, as well as correlation with the Company's long-term strategies, risks, opportunities and goals have been taken into consideration wherever possible. 在討論可持續發展議題時，盡可能考慮其對行業、地區和全球的影響與貢獻，以及與本公司長期策略、風險、機遇及目標的關係。

<b>Principle</b> 原則	<b>Description</b> 說明	<b>Response of the Group</b> 本集團回應
Materiality 重要性	<p>The report should reflect the notable economic, environmental and social impact of the entity, or areas which have a substantial impact on stakeholders' evaluation of and decisions regarding the entity.</p> <p>報告應反映機構對經濟、環境及社會的顯著影響，或實質上影響持份者對機構評估及決定的範疇。</p>	<p>After considering the nature, mode of operation and location of the Group's business and the views and feedback of stakeholders, we have identified sustainability issues that are highly material to the stakeholders, that have a material impact on the Group's business, and to which the Group's business is likely to make positive contributions as our currently material sustainability issues.</p> <p>考慮本集團的業務性質、營運方式、地點以及持份者溝通結果，以識別對持份者重要性高、本集團業務影響大、以及本集團業務可帶來積極貢獻可能性高的議題，作為當前的重大可持續發展議題。</p>
Completeness 完整性	<p>The report should explain in reasonable detail the scope and timing of the impact of material issues identified.</p> <p>報告應充份說明所識別重大議題的影響範圍及時間。</p>	<p>The impact of all material sustainability issues for the Reporting Year has been evaluated and reported on and responses thereto have been provided.</p> <p>已評估及匯報所有報告年度內重大可持續發展議題的影響，並作出回應。</p>
Accuracy 準確性	<p>The report should provide sufficiently accurate and detailed information to facilitate stakeholders' evaluation of the performance of the entity.</p> <p>報告應提供充分準確及詳細的資訊，以供持份者評估機構的績效。</p>	<p>Vetting procedures have been established to ensure all information is accurate and reliable.</p> <p>已建立審查程序，確保所有資料均準確可靠。</p>

Principle 原則	Description 說明	Response of the Group 本集團回應
Balance 平衡性	<p>The entity should prepare the report in an impartial manner and ensure clear explanation of both its positive and negative impacts, so that stakeholders may reasonably evaluate its overall performance.</p> <p>機構應以不偏不倚的態度籌備報告，確保清晰說明其正面及負面影響，讓持份者可合理地評估機構的整體績效。</p>	<p>The Group's challenges as well as achievements have been identified and discussed.</p> <p>識別並闡述本集團的成就及所面對的挑戰。</p>
Clarity 清晰性	<p>The report should present information clearly for ease of stakeholders' understanding and access.</p> <p>報告應以易於理解及取得的方式向持份者清晰呈列資訊。</p>	<p>This Report has been presented in a manner easily comprehensible and accessible for stakeholders who only have basic knowledge of the Group and its businesses.</p> <p>本報告以對本集團及其業務僅有基本認知的持份者易於理解和使用的方式呈現。</p>
Comparability and consistency 可比較性及一致性	<p>The report should disclose information in a consistent format, so that stakeholders can analyse and evaluate the performance of the entity during different periods. The entity should provide explanations in respect of any change in the methods of disclosure.</p> <p>報告應使用一致方式披露資訊，以便持份者可分析及評估機構於不同時間的績效。機構應就任何方法的變化作出解釋。</p>	<p>Comparisons of past and present key performance indicators ("KPIs") and information for different areas have been furnished to enable stakeholders to compare performances on a year-on-year basis.</p> <p>已比較不同範疇在目前及過去的關鍵績效指標及資訊，以便持份者對其績效作逐年比較。</p>

Principle 原則	Description 說明	Response of the Group 本集團回應
<p>Reliability 可靠性</p>	<p>The report should explain the manner in which the information has been collected, recorded, edited, analysed and reported, so that stakeholders can confidently review its quality and truthfulness. 報告應說明機構對信息收集、記錄、編輯、分析和報告的方式，以便持份者能有信心地檢視其質量和真實性。</p>	<p>This Report has presented information with clarity without any intention to mislead or deceive, and has been endorsed and approved by the board of directors of Everbright Greentech (the “Board”) on 19 May 2020 following review. This Report has also been authenticated by a third-party institution. 本報告清楚呈列資料，無任何誤導或欺騙意圖，並經光大綠色環保董事會（「董事會」）審閱，已於二零二零年五月十九日獲得確認及批准。此外，本報告已經第三方鑒證。</p>
<p>Timeliness 時效性</p>	<p>Regular reporting should be conducted to furnish stakeholders with timely information, so that they can make informed decisions. 恒常匯報為持份者提供合時的資料，讓他們作出知情的決定。</p>	<p>This Report has presented with clarity general information on the Group’s economic, environmental and social impact and performance during the Reporting Year. 本報告清晰顯示本集團於報告年度內經濟、環境及社會影響與表現的綜合資料。</p>
<p>Quantitative measurement 量化</p>	<p>The report should disclose KPIs in measurable terms. 報告應以可以計量的方式披露關鍵績效指標。</p>	<p>Quantitative information has been furnished wherever possible. 在可行情況下，已以量化方式提供資訊。</p>

## DESCRIPTION OF DATA

The Group has followed the process from the identification of material sustainability issues to the verification of reported information in preparing this Report. All information collected has been extracted from the Group's internal documents and statistical reports.



## 數據說明

本集團依循從識別重要可持續發展議題到驗證報告資料的流程編製本報告，所收集之資料均來自本集團內部文件和統計報告。

This Report has adopted data on an operating basis. For data on the financial basis, please refer to Everbright Greentech Annual Report 2019. Data analysis has been conducted in accordance with relevant local or international guidelines and standards, such as the estimation of greenhouse gas ("GHG") emissions of projects according to computational methods approved under the Clean Development Mechanism<sup>2</sup> ("CDM"). All data set out in this Report have been rounded except for integers.

本報告採用「運營口徑」數據。「財務口徑」數據請參閱光大綠色環保二零一九年年報。數據分析乃根據當地或國際相關指引及準則進行，例如按照清潔發展機制<sup>2</sup>(「CDM」)核准的計算方法估算項目的溫室氣體排放。除整數數據，本報告所載的所有數據均已作捨入調整。

<sup>2</sup> A flexible mechanism for GHG reduction defined in the "Kyoto Protocol" under the "United Nations ("UN") Framework Convention on Climate Change". Its methodology provides the basis for the determination of baselines and project boundaries as well the computation of GHG emission data such as the emission reduction and cost efficiency of emission reduction.

<sup>2</sup> 《聯合國氣候變化框架公約》之《京都議定書》中的溫室氣體彈性減量機制。該機制之方法學提供建立基準線、確定項目邊界、計算減排量及計算減排成本效益等溫室氣體排放相關計算依據。

## VERIFICATION OF REPORT

The Group has commissioned the Hong Kong Quality Assurance Agency (“HKQAA”) as the third-party verification institution to conduct an independent audit and verification on the content of the Report, and the related verification statement is set out on pages 150 and 151 of the Report. The Board has reviewed and approved the content and scope of the Report to demonstrate that the Board has considered sustainability issues as part of its strategic formulation, which includes the determination of material ESG issues and oversight of such issues.

## FEEDBACK

The opinions of different stakeholders, including the public, are very important for Everbright Greentech’s sustainability efforts. The Group cordially invites its stakeholders to give comments and suggestions on the contents and format of this Report by emailing to [info@ebgreentech.com](mailto:info@ebgreentech.com).

## 報告鑑證

本集團已委託香港品質保證局作為第三方審核機構，為本報告內容進行獨立審計及認證。相關審核聲明已附載於本報告第150及151頁。本報告的內容及範圍亦經過董事會審閱及批准，以證明董事會已將可持續發展議題視為戰略制定的一部分，包括確定主要的ESG議題，並對該等議題的管理和監督。

## 意見反饋

不同持份者包括公眾人士的意見對光大綠色環保的可持續發展工作有重大意義。本集團誠意邀請持份者透過[info@ebgreentech.com](mailto:info@ebgreentech.com)反映對本報告內容及形式的建議及意見。

## FURTHER READING: OUR SUSTAINABILITY REPORTS AT A GLANCE

Everbright Greentech has published its Sustainability Report\* for 3 consecutive years since 2018 to disclose to stakeholders the Group's fulfillment of its responsibilities in economic, social and environmental aspects. All published reports (available in Chinese and English versions) can be downloaded from the websites of Everbright Greentech ([www.ebgreentech.com](http://www.ebgreentech.com)) and the Stock Exchange ([www.hkex.com.hk](http://www.hkex.com.hk)).

## 延伸閱讀：《可持續發展報告》一覽

光大綠色環保自二零一八年起發佈《可持續發展報告》\*，向各持份者披露本集團在經濟、社會和環境等各方面的履責情況和表現，至今已連續發佈3年。歷年報告（備有中英文版本）可透過光大綠色環保網站([www.ebgreentech.com](http://www.ebgreentech.com))及聯交所網站([www.hkex.com.hk](http://www.hkex.com.hk))下載。



2019  
Sustainability Report

二零一九年  
可持續發展報告



2018  
Sustainability Report

二零一八年  
可持續發展報告



2017  
Sustainability Report

二零一七年  
可持續發展報告



Please scan the code to  
access Everbright  
Greentech's Sustainability  
Reports.

請掃描圖碼進入光大綠色環保  
「可持續發展報告專區」。

\* Date of previous report: 20 June 2019; publication cycle: annual.

\* 上次報告日期：二零一九年六月二十日；發佈週期：每年一次。

## MESSAGE FROM CEO

### 行政總裁致辭

**The guidance of the government, support of the investors, dedication of our staff, trust of our partners and our contributions to the community all play an instrumental role in driving our growth. The Group is committed to contributing to the society through the application of green technologies, while being always mindful of the demands and expectations of the stakeholders.**

政府的引導、投資者的支持、員工的努力、合作夥伴的信任及對社區作出貢獻，皆為我們成長不可或缺的動力。本集團致力用綠色技術造福社會，也時刻關注持份者的需求與期望。

Chief Executive Officer 行政總裁

**Qian Xiaodong**  
錢曉東

It is with great pleasure that I present to you the third sustainability report of Everbright Greentech.

China has undergone a year of rapid development in ecological civilisation in 2019. The publication of guidance documents for the development of ecological civilisation, such as the “Catalogue for Guiding Industry Restructuring” and the “Guiding Catalogue for Green Industries”, has provided the basis for advancing the industrial transformation and the development of green sectors such as energy conservation, environmental protection and clean energy. In the meantime, the official implementation of environmental laws and policies, such as the “Soil Pollution Prevention and Control Law”, and the ongoing deployment of environmental inspectors have increased the demand for more rigorous environmental governance, resulting in the robust development of the ecological and environmental sector.

2019 also marks the third anniversary of Everbright Greentech’s access to the capital market via listing on the Main Board of the Stock Exchange. During the past 3 years, the Group seized the existing development opportunities in the ecological and environmental sector in the international market as well as in China to drive the growth in scale and efficiency of its integrated biomass utilisation, hazardous and solid waste treatment, environmental remediation and solar energy and wind power businesses and to further enhance its technological standards.

The Group is profoundly aware that it owes its achievement in no small part to the concerted effort of each and every stakeholder. The guidance of the government, support of the investors, dedication of our staff, trust of our partners and our contributions to the community all play an instrumental role in driving our growth. The Group is committed to contributing to the society through the application of green technologies, while being always mindful of the demands and expectations of the stakeholders.

我很高興與各位一同分享光大綠色環保的第三份可持續發展報告。

二零一九年是中國生態文明建設快速發展的一年。生態文明建設的各項指導文件，例如《產業結構調整指導目錄》和《綠色產業指導目錄》的出台，為推動產業發展轉型、發展節能環保與清潔能源等綠色產業提供了依據。同時，《土壤污染防治法》等環保法規和政策的正式實施，以及環保督察的持續推進，加大了環保治理需求與力度，促進生態環保行業的蓬勃發展。

二零一九年也是光大綠色環保於聯交所主板掛牌上市，正式進入資本市場的第三年。這3年間，本集團緊抓國際和中國生態環保產業的發展機遇，不斷推動旗下生物質綜合利用、危廢及固廢處置、環境修復以及光伏發電及風電業務規模和效益的增長，並進一步提升科技水平。

本集團深明，我們的成果得益於每一位持份者的共同努力。政府的引導、投資者的支持、員工的努力、合作夥伴的信任及對社區作出貢獻，皆為我們成長不可或缺的動力。本集團致力用綠色技術造福社會，也時刻關注持份者的需求與期望。



During the year, the Group conducted stakeholder engagement initiatives by way of interview and survey, etc., to understand stakeholders' concerns for sustainability issues, and what they expect of us in terms of our performance and contributions. Based on the findings generated from these engagement initiatives, it was noted that stakeholders were particularly concerned with agenda relating to "corporate governance", "employee care", "environmental management" and "community investment", which were consistent with the direction of our sustainability effort during the year.

To assure integrity and compliance in operations, the Group has introduced improvements to its risk management system and laid down more specific requirements in risk management for its functional departments. Staff training has been conducted to foster the culture of risk aversion and compliance. "The Supplier Code of Conduct" has been officially established and adopted such that the requirement for compliance also applies to the supply chain.

To enhance staff satisfaction with their jobs, the Group has revised its human resources ("HR") management policies to further protect employees' rights. A wide range of training opportunities have been provided, while the pool for officers in succession has continued to expand, complemented by a comprehensive vocational training system. Control over high-risk venues and sections of operation has been enhanced and the safety conditions at project sites have also been improved to safeguard occupational health and safety.

To help create a sound living environment, the Group has continued to implement total environmental management during project execution to reduce the environmental impact caused by our businesses. We have continued to organise internal competitions on "Expenditure Reduction, Efficiency Enhancement, Energy Saving and Cost Control" in order to increase resource utilisation efficiency. New technologies and processes have been developed to enhance the performance of our environmental facilities.

年內，本集團開展了訪談和問卷調查等持份者溝通活動，以瞭解持份者關注的可持續發展議題及對我們表現和貢獻的期望。綜合溝通結果，我們注意到持份者對「企業管治」、「員工關懷」、「環境管理」及「社會投資」相關議題的關注，這與我們本年度於可持續發展領域的努力方向是一致的。

為落實誠信與合規經營，本集團完善風險管理體系，對各職能部門提出更為準確的風險管理要求；開展員工培訓，培養風險防範和合規文化；正式建立和實施《供應商行為準則》，將合規理念延伸至供應鏈。

為增進員工工作滿意度，本集團修訂人力資源管理相關政策，進一步保障員工權益；提供多種培訓機會，繼續擴張後備幹部人才庫，完善職業培訓體系；加強高風險作業場所和作業環節的管控，改善項目現場安全作業條件，保障職業健康與安全。

為建設美好生活環境，本集團繼續落實項目全過程環境管理，減少業務對環境的影響；持續開展「比節支節流、比開源增效、比能耗下降、比成本降低」的內部競賽，提高資源使用效益；研發新技術新工藝，提升環保設施性能。

To facilitate community involvement and development, the Group has established a poverty alleviation business chain to provide jobs to agricultural workers and broaden their source of income. Charity work and volunteer activities have been organised to provide relief to the needy and the underprivileged by way of physical donation and personal care. We have also continued to open our environmental facilities to the public, with a view to sharing environmental knowledge with a wider spectrum of audience.

Moreover, to continuously enhance sustainability management standards, the Group has established an ESG Task Force during the Reporting Year to handle day-to-day sustainability management and report to the Board regularly, so as to assist the Board in gradually incorporating the philosophy of sustainability into corporate operation and management. In the meantime, the Group is well aware of the importance of effective sustainability risk management to an enterprise's long-term operational stability. We are investigating the formulation of a sustainability risk management framework to be managed and supervised by the Board, such that we could identify in a timely manner any environmental and social risks that might compromise our business operations and adopt appropriate measures to address such risks.

During the Reporting Year, the Group received the “BOCHK Corporate Environmental Leadership Awards 2018 (Belt and Road Environmental Leadership Recognition Award)”, the title of “EcoPartner” and the certificate of “EcoChallenger” from the Federation of Hong Kong Industries and Bank of China (Hong Kong), as well as the “InnoESG Prize 2019” by SocietyNext Foundation, UNESCO Hong Kong Association Glocal Peace Centre, Rotarian Action Group for Peace and Wofoo Social Enterprises in testimony to public recognition of the Group's sustainability strategies and performance.

Moving forward, we will continue to provide the market with a diverse range of specialised and reliable environmental services and solutions, joining forces with our stakeholders to create sound and sustainable living in fulfilling our environmental and social responsibilities as a corporation.

為推動社區參與和發展，本集團建立精準扶貧產業鏈，為農民提供工作崗位和增加收入來源；開展公益志願活動，提供物資與關愛以扶貧幫困、救危助急；推進環保設施公眾開放，廣泛普及環境保護知識。

此外，為持續提高可持續發展管理水平，本集團於報告年度內成立ESG工作小組，負責管理日常可持續發展工作，並定期向董事會匯報，協助董事會將可持續發展理念逐漸融入企業經營管理。同時，本集團意識到有效的可持續發展風險管理對企業維持長期穩定運營能力的重要性。我們正在研究制定由董事會負責管理和監督的可持續發展風險管理框架，以使我們能夠及時確定可能對業務運營造成威脅的環境和社會風險，並實施適當的應對措施。

本集團於報告年度內獲得香港工業總會及中國銀行(香港)授予「中銀香港企業環保領先大獎2018(一帶一路環保領先嘉許獎)」、「環保傑出夥伴」稱號及「環保優秀企業」證書，以及SocietyNext Foundation、香港聯合國教科文組織協會和平中心、扶輪•和平動起來、和富社會企業等機構聯合頒發的「2019 InnoESG」獎項，反映外界機構對本集團可持續發展策略和表現的認可。

展望未來，我們將繼續奉行企業環境與社會責任為己任的價值觀，為市場提供專業、可靠及多元化的環保服務方案，與持份者攜手創造可持續發展的美好生活。



# About

Everbright Greentech

關於光大綠色環保



# ABOUT EVERBRIGHT GREENTECH

## 關於光大綠色環保

Adhering to the principles of being “Prudent, Proactive and Practical” in its development, Everbright Greentech has been engaged in the development of innovative technologies in a prudent, progressive and pragmatic manner to provide one-stop environmental solutions to the cities and rural areas where it operates. Through our own operating activities, we look to drive the upgrade of the environmental industry and improve the living environment for all, while promoting comprehensive social development.

光大綠色環保始終堅持「穩、進、實」的發展思路，以穩健、進取、務實的態度開發創新技術，為運營所在城市與農村提供全系統環保解決方案。通過自身的經營活動，本集團冀推動環保行業升級，改善人類生活環境，並促進社會全面發展。

### HIGHLIGHTS OF ANNUAL PERFORMANCE

#### 年度亮點績效



#### **Investment performance** 投資表現

Included in the Hang Seng Corporate Sustainability Benchmark Index since 2018 for two consecutive years.

自二零一八年起，連續兩年獲納入恒生可持續發展企業基準指數。



#### **Total investment in environmental projects** 環保項目投資總額

As of 31 December 2019, 108 environmental protection projects with a total investment of approximately RMB28.908 billion; and 27 undertaken environmental remediation projects with a total contract amount of approximately RMB725 million.

截至二零一九年十二月三十一日，已落實環保項目108個，總投資額達約人民幣289.08億元；累計承接環境修復項目27個，涉及總合同金額約人民幣7.25億元。



#### **Technological development** 科技開發

Held 105 licensed patents, including 32 invention patents and 73 utility model patents, 12 of which were utility model patents obtained during the Reporting Year.

共持有授權專利105項，包括發明專利32項及實用新型專利73項。報告年度內新獲取之實用新型專利為12項。



### Contributions to the industry 扶植行業

- Assistance in the formulation of the “Implementation Plan for the Industrialisation Development of Biomethane” and “Master Proposal for Subsidy Policies”.  
協助編製《生物天然氣產業化發展實施方案》和《補貼政策總體方案》。
- Publication of the “China Biomass Power Generation Industry Ranking Report” and “Industry Report on China Household Waste-to-Energy Power Generation in Cities and Towns (2019)”.  
發佈《中國生物質發電產業排名報告》和《2019中國城鎮生活垃圾焚燒發電行業發展報告》。
- Submission of the “Proposal for Study on Emission Limits of Agricultural and Forestry Biomass Direct Combustion Boilers” to the Ministry of Ecology and Environment.  
向生態環境部遞交《農林生物質直燃鍋爐排放標準限值研究的建議》。



### Awards 獲獎情況

- “Honored Companies (Power Sector) in Asia” in the 2019 All-Asia Executive Team Award hosted by *Institutional Investor*.  
《機構投資者》舉辦的2019年亞洲最佳公司管理團隊 — 「亞洲受尊崇企業（能源組別）」。
- “Hong Kong Outstanding Enterprises 2019” hosted by *Economic Digest*.  
《經濟一週》—「2019年度香港傑出企業」。

## BUSINESS OVERVIEW

Everbright Greentech is a professional environmental protection service provider in China listed on the Main Board of the Stock Exchange on 8 May 2017 by way of spin-off from Everbright International. Since Everbright International’s launch of Suzhou Hazardous Waste Landfill Project in Jiangsu Province in 2006, being its first environmental project, the Group has developed a diverse range of business models and a wealth of experience in technologies. Currently, we are providing one-stop environmental protection services across 14 provinces and autonomous region in China and in Germany.

The Group operates its business in 4 principal segments: integrated biomass utilisation; hazardous and solid waste treatment; environmental remediation; solar energy and wind power. As of 31 December 2019, the Group had 108 environmental protection projects and 27 undertaken environmental remediation projects.

## 業務概覽

光大綠色環保是中國專業環保服務提供者，由光大國際於二零一七年五月八日分拆並於聯交所主板上市。自二零零六年光大國際於江蘇省開展首個綠色環保相關項目 — 蘇州危廢填埋項目以來，本集團已擁有多元業務模式和豐富技術經驗，目前為中國14個省份及自治區，以及德國提供一站式的環保服務。

本集團有4個主要業務分部：生物質綜合利用、危廢及固廢處置、環境修復、光伏發電及風電。截至二零一九年十二月三十一日，本集團已落實環保項目108個，累計承接環境修復項目27個。

## Economic Value Generated and Distributed 產生及分配的經濟價值



### Integrated Biomass Utilisation

#### 生物質綜合利用

##### Facilitating the recycling of resources

##### 促進資源循環再利用

Utilisation of biomass raw materials, including yellow culms (agricultural residues such as wheat straw, rice straw, corn straw, rice husks and peanut husks) and grey culms (forestry residues such as branches, barks and other manufacturing wood wastes) for electricity generation and heat supply.

利用生物質原材料，包括黃稈（如麥稈、稻稈、玉米稈、稻殼、花生殼等農業廢棄物）和灰稈（如樹枝、樹皮及其他生產木材廢料等林業廢棄物）進行發電和供熱。

Primary markets: focused on regions with the benefit of rich biological resources and favourable government policies, such as Jiangsu Province, Anhui Province, Shandong Province, Hubei Province and Henan Province. 主要市場：以江蘇省、安徽省、山東省、湖北省及河南省等擁有豐富的生物資源及有利政府政策的地區為重點。

Number of projects in operation:  
運營項目數量：**32** 個

Number of projects under construction:  
在建項目數量：**13** 個

Number of projects in preparation:  
籌建項目數量：**3** 個

Annual performance of operations:  
年度運營表現：

 On-grid electricity generation  
提供上網電量 **3,839,344** MWh  
兆瓦時

 Biomass raw materials processing volume  
生物質原材料處理量 **4,748,266** MT  
公噸

 Household waste processing volume  
生活垃圾處理量 **1,186,695** MT  
公噸

 Volume of steam supplied  
蒸汽供應量 **812,023** MT  
公噸

Revenue: **HK \$7,270,316,000**  
收益：**港幣 \$7,270,316,000**

### Hazardous and Solid Waste Treatment

#### 危廢及固廢處置

##### Reducing the environmental impact of waste

##### 降低廢棄物對環境的影響

Collection and proper disposal of general industrial solid wastes, hazardous wastes, infectious animal carcasses and kitchen wastes.

收集並妥善處置一般工業固廢、危險廢物、病死動物及餐廚垃圾等。

Primary markets: focused on regions with high-level industrialisation and concentration of industrial waste, such as Jiangsu Province and Shandong Province. 主要市場：專注於江蘇省及山東省等工業化程度較高、產廢高度集中的地區。

Number of projects in operation:  
運營項目數量：**20** 個

Number of projects under construction:  
在建項目數量：**5** 個

Number of projects in preparation:  
籌建項目數量：**26** 個

Annual performance of operations:  
年度運營表現：

 Hazardous and solid waste treatment  
危廢及固廢處置 **208,410** MT  
公噸

 Sales of recycled products  
銷售資源化利用產品 **5,242** MT  
公噸

Revenue: **HK \$1,517,723,000**  
收益：**港幣 \$1,517,723,000**

## Economic Value Generated and Distributed 產生及分配的經濟價值

### Environmental Remediation

#### 環境修復

##### Minimising the generation of environmental pollutants

##### 最大程度減少環境中的污染物

Comprising ecological restoration (such as restoration of industrial contaminated sites and contaminated farmland) and environmental remediation and treatment (such as treatment of river/lake sediments and industrial sludge), environmental stewardship services and other technical consultation and engineering services.

涵蓋生態修復工程(如:工業污染場地及污染農田修復工程)、環境修復及治理工程(如:河湖底泥及工業污泥治理工程)、環保管家服務及其他技術諮詢和工程服務。

Primary markets: Jiangsu Province, Tianjin Municipality, Shandong Province and Jiangxi Province.

主要市場:江蘇省、天津市、山東省及江西省。

Number of projects under implementation:

執行中的項目數量: **9** 個

Professional qualifications:

專業資質:

- First-grade Professional Contracting Qualification for Environmental Protection Projects, Environmental Engineering EPO License (Class B) (for pollution remediation and prevention of water pollution), and Third-Grade General Contractor for Municipal Public Works  
具備環保工程專業承包一級、環境工程設計專項乙級(污染修復工程和水污染防治工程)、市政公用工程總承包三級資質
- ISO9001, OHSAS18001 and ISO14001 management system accreditations  
通過ISO9001、OHSAS18001及ISO14001管理體系認證
- China Metrology Accreditation (CMA)  
持有中國計量認證(CMA)資質認定證書

Revenue: **HK**  
收益: **港幣 \$287,296,000**

### Solar Energy and Wind Power

#### 光伏發電及風電

##### Developing clean renewable alternative energy

##### 發展清潔可再生的替代能源

Construction, management and operation of solar energy and wind power facilities and supply of power to local power grid companies.

建造、管理及運營光伏發電及風電設施,為地方電網公司提供電力。

Primary markets: Jiangsu Province, Anhui Province, Shanxi Province and Germany.

主要市場:江蘇省、安徽省、山西省及德國。

Number of projects in operation:

運營項目數量: **7** solar energy projects

個光伏發電項目

**2** wind power projects

個風電項目

Annual performance of operations:

年度運營表現:



On-grid electricity  
上網電量

**267,245**

MWh  
兆瓦時

Revenue: **HK**  
收益: **港幣 \$204,220,000**





## Economic Value Generated and Distributed 產生及分配的經濟價值

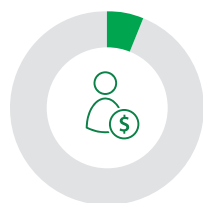
### Other Revenue

#### 其他收益

- Interest income  
利息收入 **HK 港幣 \$16,145,000**
- Government grants and value-added tax refunds amounted to approximately RMB161,908,000 and approximately RMB56,146,000, respectively.  
共獲批政府各類補貼約人民幣161,908,000元及增值稅退稅約人民幣56,146,000元。  
**RMB 人民幣 ¥161,908,000**  
**RMB 人民幣 ¥56,146,000**

### Economic Value Distributed and Retained

#### 分配及留存的經濟價值



**6.2%**

Staff expenses  
員工開支



**70.3%**

Operating costs<sup>3</sup>  
運營成本<sup>3</sup>



**7.8%**

Payment to capital providers<sup>4</sup>  
支付予資本提供者的款項<sup>4</sup>



**2.0%**

Support of local development<sup>5</sup>  
支持地區發展<sup>5</sup>



**13.7%**

Retained economic value – retained for the sustainable operation and development of Everbright Greentech  
留存的經濟價值 – 留存作光大綠色環保的可持續運營和發展

For details of the Group's structure and economic performance, please refer to the Company's website and Annual Report 2019.

有關本集團架構及經濟表現的詳情，載於本公司網站及二零一九年年報。

<sup>3</sup> Including payments to the third parties for purchase of materials, product components, facilities and services, share of profit or loss of associates and joint ventures, and depreciation and amortisation; and also comprising deferred taxation of HK\$275,792,000 (accounting for 4.2% of operating costs).

<sup>4</sup> Including finance costs, dividend and profit attributable to non-controlling interests.

<sup>5</sup> Including payments to the government (e.g. taxes) and expenditure in community investments.

<sup>3</sup> 包括為購買物料、產品組件、設施和服務而向組織外支付的款項，應佔聯營公司及合營公司利潤或虧損，以及折舊與攤銷；並包含遞延稅項港幣275,792,000元（佔運營成本4.2%）。

<sup>4</sup> 包括財務費用、股息以及非控股權益應佔盈利。

<sup>5</sup> 包括支付予政府的款項（如：稅款），以及社區投資支出。



## FURTHER READING: URBAN-RURAL INTEGRATION PROJECTS\*

The Group's business of integrated biomass utilisation includes 4 types: biomass heating project, biomass direct combustion projects, biomass electricity and heat cogeneration projects and urban-rural integration projects. Urban-rural integration projects is a unique business model developed by the group on the basis of biomass raw material power generation and heat supply operations, which pioneered in the integrated treatment of agricultural and forestry residues and rural household wastes in China. The model is conducive to environmental protection in many ways: it has solved the problems associated with household waste landfilling and leachate contaminating soil and groundwater, reduced the massive amount of land needed for waste disposal, reduced smog formation by changing the agricultural practice of burning straw in open space and driven the development of new energy types. At the same time, as compared to the development and operation of two independent projects, the integration model has effectively reduced costs and increased overall investment return through the shared use of power grid systems, water treatment systems and other auxiliary systems.

The Group currently owns 33 urban-rural integration projects, 20 of which have commenced operation, while the remaining 13 are under construction or in preparatory stage.

## 延伸閱讀：城鄉一體化項目\*

本集團的生物質綜合利用業務，包含生物質供熱、生物質直燃發電、生物質熱電聯供及城鄉一體化4種類型。其中城鄉一體化項目是本集團在生物質原材料發電及供熱的基礎上開發的獨特業務模式，開創國內農林廢棄物和農村生活垃圾統籌處理的先河。該模式為環境保護帶來一系列正面影響，包括：解決生活垃圾填埋及滲濾液污染土壤及地下水問題，節約因填埋垃圾佔用的大量土地，改變農村露天焚燒秸稈的現狀以減少霧霾的形成，以及推動新型能源發展。與此同時，相比開發及運營兩個獨立項目，一體化模式通過共享電網系統、水處理系統及其他配套系統，有效降低成本，增加整體投資回報。

本集團目前擁有33個城鄉一體化項目，其中20個已投入運營，餘下13個處於在建或籌建階段。



Please scan the code to view major facilities and production processes of our integrated urban and rural projects.  
請掃描圖碼查看城鄉一體化項目主要設施和工藝流程。

\* The full name is integrated biomass and waste-to-energy projects.

\* 全稱生物質及垃圾發電一體化項目。

## INNOVATIVE DEVELOPMENT

Innovation represents an important driving force for social development as well as corporate growth. To implement its technological innovation-oriented development strategy, the Group has increased its investment in scientific research and strengthened its research team to continuously advance its environmental solutions.

The Group has established the Everbright Greentech Research Institute (the “Research Institute”) to undertake technological research and development (“R&D”) and management. Based on the technological management regime of Everbright International and taking into account of our actual business segments and organisational structure, we have built a research management system tailored to our operations. The system covers multiple aspects such as research topic management, reward scheme for technological achievements, intellectual property rights management, as well as equipment and funding management.

## 創新發展

創新是企業驅動自身和社會發展的重要動力。本集團致力推進以技術創新為引領的發展戰略，加大科研投入，充實科研人才隊伍，持續提供更先進的環保解決方案。

本集團成立光大綠色環保研究所（「技術研究所」）負責科技研發（「研發」）及管理工作，並以光大國際科技管理體系為基礎，根據實際業務領域及組織架構，建立適用於自身運營的科研管理制度。制度涵蓋研究課題管理、科技成果獎勵計劃、知識產權管理、設備與經費管理等多個方面。



## Scientific Research Management System 科研管理制度

“Measures for the Management of Technology R&D Projects (Trial)”	“Measures for the Management of R&D Equipment (Trial)”	“Measures for the Reward of Technological Innovation (Trial)”	“Measures for the Management of Intellectual Property Rights (Trial)”	“Measures for R&D Project Appraisal (Trial)”
《科技研發項目管理辦法(試行)》	《研發設備管理辦法(試行)》	《科技創新獎勵辦法(試行)》	《知識產權管理辦法(試行)》	《研發項目考核辦法(試行)》
<p>Stipulating project listing conditions, information to be furnished, application timeframe, form of approval, implementation requirements and inspection processes.</p>	<p>Regulating the procurement, trial run, inspection at delivery, filing, application, maintenance, repair, transfer and retirement management of apparatus and equipment required in R&amp;D projects.</p>	<p>Establishing 4 technological innovation awards, including the “Excellence in Technological Achievement Award”, “Intellectual Property Rights Award”, “New Technology Award” and “Five Small Innovation Award”, setting out the criteria, forms, limits and source of funding of the awards.</p>	<p>Designating the responsible department and personnel for intellectual property rights management and providing guidance for the application and management of intellectual property rights.</p>	<p>Providing for the formation of an appraisal team headed by the Research Institute, which shall assess research projects based on various benchmarks, such as technological and economic indicators, implementation progress, funding expenditure, internal management of research groups, intellectual property rights and government project listing, among others, and shall make suggestions for improvement in respect of issues identified in the appraisal.</p>
<p>規定研發項目的立項條件、準備資料、申報時間、審批方式、實施要求及驗收流程。</p>	<p>規範研發項目所需儀器設備的採購、試製、驗收、建檔、使用、保養、維修、移交及報廢管理工作。</p>	<p>設置「優秀科技成果獎」、「知識產權獎」、「技術引進獎」及「五小創新獎」4項科技創新獎項，並列明各獎項的獎勵條件、方式、額度和資金來源。</p>	<p>規定知識產權管理工作的負責部門和人員，並為知識產權申請和管理提供指導。</p>	<p>規範由技術研究所領導的考核小組從技術經濟指標、執行進度、經費使用、課題組內部管理、知識產權和政府立項多方面考核科研項目，並對考核中發現的問題提出改進建議。</p>

To ensure the stable operation of equipment, improve operating efficiency and forge a solid foundation for new business development, the Group has rolled out target-specific R&D programmes with a special focus on the upgrade of its existing technologies and the development of new technologies.

為保障設備的長期穩定運行，提升運營效率，並為拓展新業務打下堅實基礎，本集團開展有針對性的研發計劃，關注現有技術的提升以及新技術的開發。

Business 業務	Focus of research 重點研究領域	Description 描述	Progress during the year/ future plans 年度進程／未來計劃
Integrated biomass utilisation	Further development of existing technologies	Enhancing raw material compatibility and energy conversion efficiency and reducing emissions from operations.	<ul style="list-style-type: none"> <li>Commenced technological work for ultra-low emission upgrade in biomass combustion, combustion optimisation, residual heat utilisation to provide guidance for enhancing the environmental protection standards and economic efficiency of our integrated biomass utilisation projects.</li> </ul>
生物質綜合利用	深耕現有技術	提升原材料兼容性，提高能源轉換效率，以及減少運營產生的排放物。	<ul style="list-style-type: none"> <li>開展生物質燃燒超低排放改造、燃燒優化、餘熱利用等技術工作，為提升生物質綜合利用項目環保水平及經濟效益提供指導。</li> </ul>



**Business**  
業務

**Focus of research**  
重點研究領域

**Description**  
描述

**Progress during the year/  
future plans**  
年度進程／未來計劃

Hazardous and solid waste treatment

Further development of existing technologies

Focusing on the reduction of emissions and residue resulting from waste disposal with enhancements in pollution control technologies;

- Commencing the development of and application research on high-sulphur and highchloride hazardous waste incineration processes to enhance the Company's ability and technological standard in hazardous waste disposal by incineration.

Research on the application of new technologies

Research on the application of new technologies in hazardous and solid waste disposal and studying the possibility of tapping new areas in environmental protection to ensure our technological readiness.

- Formulated general industrial solid waste incineration and disposal processes befitting conditions in China and confirmed choice of models for major equipment. The relevant technologies have been successfully promoted in Suqian, Haimen and Xiao County.

危廢及固廢處置

深耕現有技術

專注於減少廢棄物處理產生的排放及殘留物，並加強污染監控技術；

- 開展高硫、高氯危廢焚燒工藝開發及應用研究，提升公司危廢焚燒處置能力及技術水平。

研究新技術的應用

研究新技術在危廢、固廢處置領域的應用，以及進軍環保新領域的可能性，提前做好技術儲備。

- 形成適合中國國情的一般工業固廢焚燒處置工藝，並確定主要設備選型。相關技術已於宿遷、海門和蕭縣順利推廣。

Business 業務	Focus of research 重點研究領域	Description 描述	Progress during the year/ future plans 年度進程／未來計劃
Environmental remediation	Further development of existing technologies	Focusing on the enhancement of technologies for soil remediation and site restoration and the application of new technologies.	<ul style="list-style-type: none"> <li>Commencing research on high-pressure rotating spray and other key technologies for in situ remediation of polluted sites to enhance the Company's standard in soil remediation technologies.</li> </ul>
環境修復	深耕現有技術	專注於土壤修復、場地修復技術的提升及新技術應用。	<ul style="list-style-type: none"> <li>開展高壓旋噴在污染場地原位修復中關鍵技術等的研究，提升公司土壤修復技術水平。</li> </ul>

During the Reporting Year, the Group had 12 research personnel while it continued to increase its investment in research with a 65% growth in investment amount compared to 2018. Such consistent investment has resulted in notable achievements in the Group's technological innovation efforts, including 12 authorised patents and the publication of 9 papers in leading journals during the Reporting Year.


In addition, as a founding member of the Biomass Energy Branch<sup>6</sup> of China Association for the Promotion of Industrial Development, Everbright Greentech has actively contributed to the industry development. During the Reporting Year, the Group participated in the compilation of the "China Biomass Power Generation Industry Ranking Report", "Industry Report on China Household Waste-to-Energy Power Generation in Cities and Towns (2019)" and the "Proposal for Study on Emission Limits of Agricultural and Forestry Biomass Direct Combustion Boilers" and participated in the formulation of the "Implementation Plan for the Industrialisation Development of Biomethane" and "Master Proposal for Subsidy Policies" in an effort to drive industrial development and innovation while improving its own technological prowess.

報告年度內，本集團擁有12名科研人員，並持續加大科研資金投入，金額較二零一八年增加65%。持之以恆的投入於本報告年度內為本集團的科技創新工作帶來顯著成果，包括獲授權專利12項，並在核心期刊上發表論文9篇。

此外，作為中國產業發展促進會生物質能產業分會<sup>6</sup>創會成員之一，光大綠色環保積極為行業發展建言獻策。報告年度內，本集團參與編製《中國生物質發電產業排名報告》、《2019中國城鎮生活垃圾焚燒發電產業發展報告》和《農林生物質直燃鍋爐排放標準限值研究的建議》，以及參與制定《生物天然氣產業化發展實施方案》和《補貼政策總體方案》，冀在不斷提升自身技術能力的同時，促進行業的發展與革新。

<sup>6</sup> Formerly known as "Biomass Energy Industry Alliance".

<sup>6</sup> 前稱「生物質能源產業聯盟」。



# Sustainability

Management

可持續發展管理





# SUSTAINABILITY MANAGEMENT

## 可持續發展管理

It is the responsibility and obligation of business enterprises to ensure the sustainable development of the society. Everbright Greentech has always placed a strong emphasis on minimising the negative impact and maximising the positive contributions of its business operations through responsible actions. Hence, the Group has been engaged in ongoing efforts to improve its sustainability planning, strengthen its stakeholders engagement mechanism and identify and update the material issues, in a diligent effort to work with its stakeholders for a sustainable future.

企業對社會的可持續發展承擔著責任和義務。光大綠色環保一直重視以負責任的行動，減少業務領域可能存在的負面影響，不斷擴大正面貢獻。為此，本集團持續完善可持續發展規劃，強化持份者溝通機制，識別與更新實質性議題，致力與各持份者攜手共創可持續的未來。



### HIGHLIGHTS OF ANNUAL PERFORMANCE

#### 年度亮點績效



#### **Sustainability governance** 可持續發展管治

- The Board authorised the establishment of an ESG Task Force to be responsible for the execution and reporting of pertinent matters. 董事會授權成立ESG工作小組，負責相關事宜的執行和匯報工作。
- Identification of non-financial risks relating to environmental compliance, work management, staff turnover and raw material supply, etc. 識別環境合規、工程管理、員工離職及原料供應等非財務風險。



#### **Sustainability policy** 可持續發展政策

The Board formulated and approved an ESG policy at the Group level to provide guidance for future sustainability work. 董事會制定並通過集團層面的ESG政策，為未來可持續發展工作提供了指引。



#### **Stakeholders engagement** 持份者溝通

Internal and external stakeholders were invited to take a survey on sustainability and 496 valid responses were received. 邀請內部和外部持份者參與可持續發展問卷調查，共收集有效回覆496份。



#### **Awards** 獲獎情況

“InnoESG Prize 2019” awarded jointly by SocietyNext Foundation, UNESCO Hong Kong Association Glocal Peace Centre, Rotarian Action Group for Peace and Wofoo Social Enterprises. 獲SocietyNext Foundation、香港聯合國教科文組織協會和平中心、扶輪和平動起來及和富社會企業等機構聯合頒發「2019 InnoESG」獎項。

## SUSTAINABILITY GOVERNANCE

Everbright Greentech is of the view that sound sustainability governance is conducive to the Group's move to adapt itself to global trends, exercise effective risk control, identify new growth opportunities and deliver greater value to stakeholders.

For this purpose, the Board is ultimately responsible for sustainability matters, the duties in relation to which are set out as follows:

## 可持續發展管治

光大綠色環保認為，良好的可持續發展管治將有助於本集團適應全球趨勢，有效控制風險，尋求新的成長機會，並為持份者帶來更多價值。

對此，董事會對可持續發展事務負有最終責任，其職責列示如下：



<p>To formulate management approaches and strategies, prioritise, and define goals</p> <p>制定管理方針和策略、梳理優次及訂立目標</p>	<p>To evaluate and determine risks and opportunities</p> <p>評估及釐定風險與機遇</p>	<p>To ensure the availability of appropriate risk management and internal control systems</p> <p>確保設有適當的風險管理及內部監控系統</p>	<p>To review performance in sustainability on a regular basis</p> <p>定期檢討可持續發展表現</p>	<p>To approve the formalities of disclosure and information to be disclosed</p> <p>審批披露常規和資料</p>
---	--	---	--	--

Meanwhile, the Group has also established a dedicated ESG Task Force formed by members of the Company Secretarial Department, Administration and HR Department and Operational Management Department and on an ad hoc basis, members of the Risk Management Department and the Research Institute, be responsible for understanding changes in the external environment and stakeholders' concerns, executing sustainability strategies and policies, proposing annual work plans and preparing the annual sustainability report, as well as reporting to the Board on a regular basis and from time to time, depending on the materiality of the related issues. The Chief Executive Officer is responsible for supervising the work of the ESG Task Force and assisting Board members in endorsing the effectiveness of the operation of the ESG Task Force.

同時，本集團設有專門的ESG工作小組。ESG工作小組成員來自公司秘書部、行政及人力資源部，以及運營管理部，並適時邀請風險管理部及技術研究所等加入，負責了解外部環境和持份者關注的變化，執行可持續發展相關策略及政策，提出年度工作計劃和籌備年度可持續發展報告，並視議題之重大性定期及不定期向董事會進行報告。而行政總裁負責監察ESG工作小組的工作，以協助董事會成員確認ESG工作小組運作的有效性。

During the Reporting Year, the Board formulated and announced the Group's "ESG Policy" with the assistance of the ESG Task Force, specifying the requirement to manage energy conservation and emissions reduction, climate change, health and safety and supply chain risks in day-to-day operation. To enhance Board understanding of sustainable development, the Group disseminates information on sustainability issues and industry trends relating to its operations from time to time to assist the Directors to better perform their duties. In the future, the Group will supervise and evaluate the implementation of its policies and systems at the project companies to develop sustainability strategies and action plans tailored to local conditions.

報告年度內，在ESG工作小組的協助下，董事會制定和發佈集團層面的《ESG政策》，明確對日常營運在節能減排、氣候變化、健康與安全及供應鏈風險等方面管理工作的要求。為加強董事會對可持續發展的認識，本集團不定期傳送與運營相關之可持續發展議題及行業趨勢等資訊，協助董事增進各項職能。未來，本集團將監督和評估政策制度於各項目公司的推進，以建立適用於各地實際情況的可持續發展策略和行動方案。

### FURTHER READING: UN SUSTAINABLE DEVELOPMENT GOALS

In adherence to the corporate mission of being "Devoted to Ecology and Environment for a Beautiful China" and the corporate vision of "To create better investment value and undertake more social responsibility", Everbright Greentech has continued to make progress in sustainable development in terms of "corporate governance", "employee care", "environmental management" and "community investment". In the meantime, the Group monitors closely international trends and strives to meet the UN Sustainable Development Goals (SDGs), in the hope of contributing to the fulfillment of goals such as eliminating poverty, protecting the Earth and ensuring prosperity for all.

The Group has planned to integrate its corporate strategies, business models and stakeholder expectations and match with its SDGs to identify highly relevant areas, so that it can allocate resources and take actions in a target-specific manner.

### 延伸閱讀：聯合國可持續發展目標

光大綠色環保秉承「情繫生態環境，築夢美麗中國」的企業使命，以「創造更好投資價值，承擔更多社會責任」為企業願景，在「企業管治」、「員工關懷」、「環境管理」和「社會投資」等方面向可持續發展邁進。同時，本集團關注國際趨勢，向聯合國可持續發展目標(SDGs)努力邁進，期望能為推動消除貧窮、保護地球、確保人人安享繁榮等目標的實現貢獻力量。

本集團有計劃綜合其企業策略、業務模式和持份者期望，與SDGs進行配對，以識別出與自身密切相關的範疇，進而有針對性的投入資源與行動。



Please scan the code to view details of UN SDGs.  
掃描圖碼查看聯合國SDGs詳情。

## RISK MANAGEMENT STRUCTURE

The systemic risk management measures adopted by Everbright Greentech are crucial to the effective management of risks associated with the non-fulfillment of business goals and the reasonable assurance against material misstatements or losses. Such measures could ensure the Group's ability to sustain operation in the long term. The Group has adopted a three-tier defense in its risk management regime to identify, evaluate, monitor and manage risks. Through the three-tier defense model, the Audit and Risk Management Committee and the Board are provided with a clear picture of the Group's risk profile together with the outcomes of evaluations on potential risks and mitigation controls to facilitate further decision-making.

## 風險管理架構

系統化的風險管理措施乃光大綠色環保對有效管理與未能達致業務目標相關的風險，以及為重大錯誤陳述或損失提供合理保證的關鍵，可確保本集團維持持續的長期運營能力。本集團採用風險管理組織體系的三道防線，以識別、評估、監察及管理風險。通過三道防線模式，審核及風險管理委員會和董事會掌握本集團的風險概況，連同潛在風險評估及舒緩控制評估的結果，以作出進一步的決策。



For details of the Group's risk management and internal control, please refer to the Company's Annual Report 2019.

有關本集團風險管理及內部監控的詳情，載於本公司二零一九年年報。

## SUSTAINABILITY RISK

In tandem with its emphasis on pre-emptive actions, Everbright Greentech will continue to improve its internal control and risk management systems and identify and evaluate material risks on an ongoing basis as an important annual task. During the Reporting Year, the Group identified 8 major risks facing its business development, 4 of which were related to sustainable development.

## 可持續發展風險

光大綠色環保重視防患於未然，將不斷完善內部控制和風險管理體系，以及持續識別和評估重大風險作為每年的重要任務。報告年度內，本集團識別8項業務發展面對的主要風險，其中4項與可持續發展相關。



### Risk 風險

### Potential impact 潛在影響

### Control measures 管控措施

Environmental compliance risk

The operation of biomass facilities and hazardous waste treatment facilities generates air, water and dust pollution, and there may be leakage of hazardous substance from facilities owing to force majeure, damage to facilities or hazards, resulting in environmental pollution, business disruption and harm to reputation.

- Installing production and operation management system to facilitate real-time control over operational information;
- Conducting environmental inspection on a regular basis and from time to time and instant close-loop maintenance and modification of relevant processes in the event of hazards;
- Enhancing staff training on environmental management; and
- Disclosing environmental emissions data of waste-to-energy project to enable social and public supervision.

For details, please refer to the sections headed “Corporate Governance” and “Environmental Management” in this Report.

環境合規風險

生物質設施和危廢處置設施的運營會產生空氣、水及粉塵污染，且設施可能因自然力、基礎設施損壞或隱患而致使危害物質洩漏，導致環境污染、業務中斷及聲譽受損。

- 採用生產運營管理系統對運營資料進行即時監控；
- 進行定期和不定期環境檢查；如發現隱患，須即時閉環並修訂相關流程；
- 加強員工環境管理培訓；及
- 公開垃圾發電項目的環保排放資料，以便社會及公眾監督。

詳情請參閱本報告「企業管治」及「環境管理」章節。



**Risk**  
風險

**Potential impact**  
潛在影響

**Control measures**  
管控措施

Work management risk

Inadequate work management system and measures may cause deficiencies in work design, non-compliant quality and construction safety issues, thereby resulting in an adverse impact on the Group's business, financial conditions, results of operation and prospect.

- Formulating and improving the safety management system;
- Stipulating measures to ensure safety and civility in construction and related budgets in the tender documents and contracts;
- Conducting safety inspection on a regular basis and from time to time and timely close-loop maintenance and modification of relevant processes in the event of hazards;
- Randomly inspecting material purchased by contractors; and
- Formulating project-level contingency plans and business sustainability plans.

For details, please refer to the sections headed "Employee Care" and "Environmental Management" in this Report.

工程管理風險

不完善的工程管理體系和措施可能導致工程設計缺陷、質量不合格以及建設安全等問題，因而對本集團的業務、財務狀況、經營業績及前景造成不利影響。

- 制定並不斷完善安全管理制度；
- 於招標文件、合同內容中明確安全文明施工各項措施及資金預算；
- 進行定期和不定期安全檢查；如發現隱患，須及時閉環並修訂相關流程；
- 抽檢承包商所採買的材料；及
- 制定項目級別應急方案及業務可持續計劃。

詳情請參閱本報告「員工關懷」及「環境管理」章節。



Risk 風險	Potential impact 潛在影響	Control measures 管控措施
Staff turnover risk	Our business operations involve numerous specialised technologies; in the event of the departure of key staff, replacements may not be available readily or at all, which will adversely affect relevant job duties or our operation as a whole.	<ul style="list-style-type: none"> <li>• Introducing improvements to our HR management system;</li> <li>• Understanding and responding to staff requirements and maintaining good relations with staff; and</li> <li>• Providing platforms and opportunities for career development.</li> </ul>
員工離職風險	業務運營涉及多種專業技術；如關鍵崗位員工離職，本集團可能難以或無法找到替代人選，導致相關工作或者整體運行受到負面影響。	<p>For details, please refer to the section headed “Employee Care” in this Report.</p> <ul style="list-style-type: none"> <li>• 完善人力資源管理制度；</li> <li>• 了解及回應員工需求，與員工保持良好關係；及</li> <li>• 提供發展平台和機會。</li> </ul> <p>詳情請參閱本報告「員工關懷」章節。</p>
Raw material supply risk	Our biomass projects are dependent on the stable supply of premium biomass raw materials; failure to effectively manage suppliers and ensure the supply of raw materials will adversely affect our business operations, financial conditions and prospect for development.	<ul style="list-style-type: none"> <li>• Formulating and regularly improving the suppliers management system;</li> <li>• Conducting suppliers’ assessment and random inspection on a regular basis; and</li> <li>• Assisting suppliers to solve issues relating to key sections in the supply process.</li> </ul>
原料供應風險	生物質項目依賴優質生物質原材料的穩定供應；如未能有效管理供應商和確保原材料供應，對業務運營、財務狀況及發展前景造成不利影響。	<p>For details, please refer to the section headed “Sustainable Development Approach” in the Group’s 2018 Sustainability Report.</p> <ul style="list-style-type: none"> <li>• 制定和持續完善供應商管理制度；</li> <li>• 定期進行供應商評價和抽檢；及</li> <li>• 針對關鍵供應環節，幫助供應商解決問題。</li> </ul> <p>詳情請參閱本集團二零一八年《可持續發展報告》「可持續發展方針」章節。</p>

Given the increasing impact on communities and companies of a range of sustainability issues such as carbon emission and environmental pollution, aging population and health, depletion of natural resources and shortage of raw material supply, the Group has been focused on sustainability risk management and is planning for improvements. On top of its existing risk management structure, the ESG Task Force will assist the Risk Management Department to review and improve the sustainability risk inventory, so as to fully incorporate sustainability factors into the risk management process for the safeguarding of business development.

## STAKEHOLDERS ENGAGEMENT

Everbright Greentech is of the view that timely and effective communication with stakeholders is an important factor in corporate business development and the delivery of value. Hence, the Group has been actively expanding channels for communication with stakeholders, in order to listen to the voice of stakeholders and understand and respond to their needs. Through regular interaction with our key internal and external stakeholders during various stages of our operation, the Group is determined to build a positive long-term relationship with its stakeholders.

隨著一系列諸如碳排放與環境污染、人口老齡化與健康、自然資源稀缺、原材料供應縮減等可持續發展議題對社會和企業影響的增強，本集團關注並計劃提升可持續發展風險管理。在現有風險管理架構的基礎上，ESG工作小組將協助風險管理部覆核和完善可持續發展風險清單，以將可持續發展因素全面融入風險管理流程中，保障業務發展。

## 持份者溝通

光大綠色環保認為，與持份者保持及時和有效的溝通是推動企業業務發展和價值創造的重要因素。因此，本集團積極拓展持份者溝通渠道，傾聽持份者的聲音，以了解並回應他們的訴求。透過在運營各個環節與主要內部和外部持份者的定期交流，本集團矢志與持份者建立正面長遠的關係。

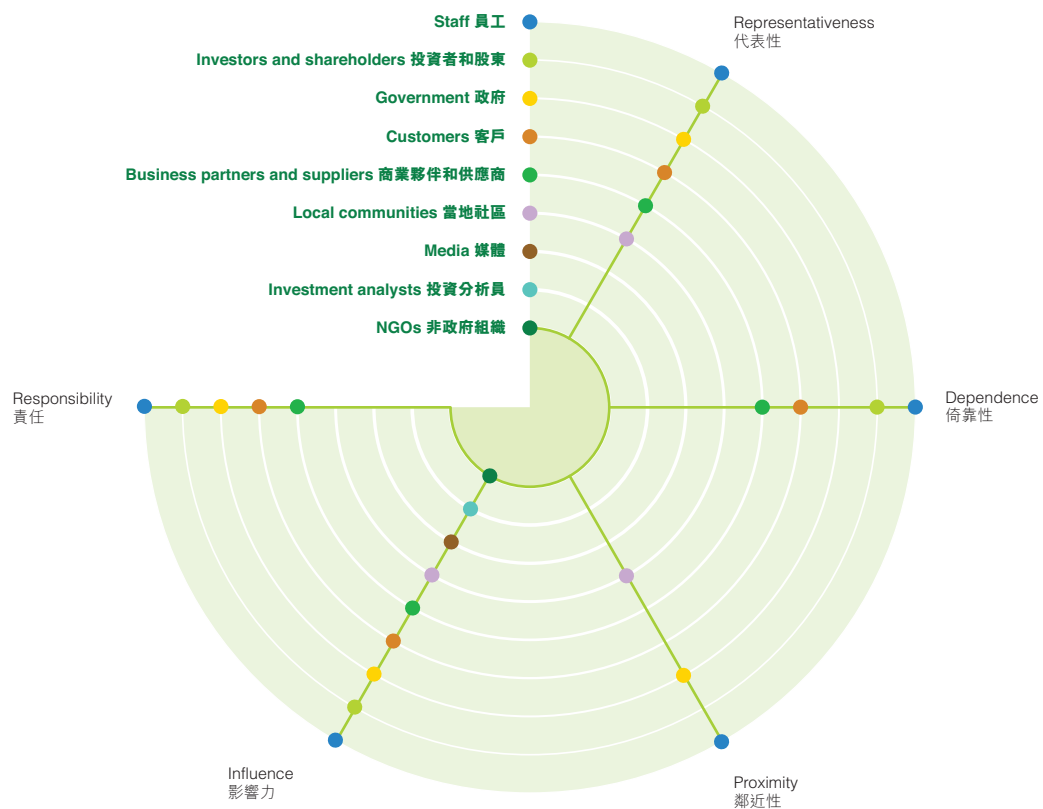


## Identifying our stakeholders

Consistent with its past practice, the Group has continued to identify its staff, investors and shareholders, the government, customers, business partners and suppliers, local communities, the media, investment analysts and NGOs as its key stakeholders according to the 5 basic principles of responsibility, influence, proximity, dependence and representativeness.

## 確定持份者

本集團沿用一致方法，以責任、影響力、鄰近性、倚靠性及代表性作為5項基本原則，識別員工、投資者和股東、政府、客戶、商業夥伴和供應商、當地社區、媒體、投資分析員及非政府組織等主要持份者。



### Principles 原則

#### Responsibility 責任

Stakeholders connected to the Group through legal, financial, operational rules, contracts and/or policies. 通過法律、財務、運營規則、合約及/或政策與本集團聯繫的持份者。

#### Influence 影響力

Stakeholders exercising decision-making powers in an official capacity or influence in a non-official capacity over the Group. 對本集團具有正式決策權或非正式影響力的持份者。

#### Proximity 鄰近性

Stakeholders living in the neighbourhood of the Group's operating plants. 居於本集團運營廠房附近的持份者。

#### Dependence 倚靠性

Stakeholders depending to a large extent on the Group's business operations. 在很大程度上倚靠本集團業務運營的持份者。

#### Representativeness 代表性

Stakeholders from representatives in the industry which are most closely associated with the Group. 來自與本集團聯繫最緊密的業界代表的持份者。

The Group engages with stakeholders through various channels to understand their needs and expectations. Meanwhile, internal and external stakeholders can also reach out to various business units of the Group via these channels to discuss a range of issues, including sustainability issues. The business units will respond to such questions and report the outcome to the Board according to their materiality, so as to provide a basis for strategic planning and policy formulation.

本集團藉由各種渠道與持份者溝通，了解其需求與期望。同時，內部和外部持份者亦可透過這些溝通渠道，主動就包括可持續發展議題在內的廣泛問題與本集團各業務單位進行討論。業務單位對問題作出回覆，並視重要程度向董事會匯報持份者溝通情況，以作為策略規劃和政策制定的參考依據。

Stakeholder 持份者	Examples of communication channel 溝通渠道示例	Communication frequency 相應溝通頻率
Staff 員工	Suggestions 建言獻策 Mid-year/year-end performance appraisal meeting 年中／年末表現評估會議 Everbright publication 光大刊物	Bi-monthly 兩月一次 Mid-year/year-end 年中／年末 Regular contribution 定期投稿
Investors and shareholders 投資者和股東	Annual and extraordinary general meeting 週年和特別股東大會 Company website and WeChat public account 公司網站和微信公眾平台 Interim and annual report 中期報告和年報 Non-deal roadshow 非交易性路演	Annually/from time to time 每年／不定期 Regular/from time to time 定期／不定期 Mid-year/year-end 年中／年末 Regular/from time to time 定期／不定期
Government 政府	Progress report 進度報告 On-site inspection 現場考察 Meeting 會議	Weekly/monthly/quarterly 每週／月／季度 From time to time 不定期 Weekly/monthly/quarterly 每週／月／季度





Stakeholder 持份者	Examples of communication channel 溝通渠道示例	Communication frequency 相應溝通頻率
Customers 客戶	Telephone or email 電話或電郵聯繫 Meeting 會議 WeChat or QQ 微信或QQ	As requested by customers 根據客戶需要 Regular 定期 From time to time 不定期
Business partners and suppliers 商業夥伴和供應商	Procurement tender 採購招標會 Telephone interview 電話訪談 Poll questionnaire 問卷調查	From time to time 不定期 From time to time 不定期 As needed 根據需要
Local communities 當地社區	Project investigation 項目調查 Opinion poll 意見調查 Public hearing 公聽會	Prior to construction/from time to time 工程施工前/不定期 Prior to construction/from time to time 工程施工前/不定期 Prior to construction/as needed 工程施工前/根據需要
Media 媒體	Site visit 項目參觀 Press release 新聞稿 Management interview 管理層採訪	From time to time 不定期 Regular/from time to time 定期/不定期 Regular/as requested by media 定期/根據媒體需要



Stakeholder 持份者	Examples of communication channel 溝通渠道示例	Communication frequency 相應溝通頻率
Investment analysts 投資分析員	Site visit 項目參觀 Meeting 會議 Press release and announcement 新聞稿和公告 Interim and annual report 中期報告和年報	Regular/from time to time 定期／不定期 Quarterly 季度 Regular/from time to time 定期／不定期 Mid-year/year-end 年中／年末
NGOs 非政府組織	Forum/salon 論壇／沙龍 Industry research/development report 行業研究報告／發展報告 Solicitation of views 意見徵集活動	Regular 定期 Regular/as requested by the group 定期／根據協會需要 Regular/as requested by the group 定期／根據協會需要

## MATERIALITY ASSESSMENT

To ensure the provision of essential information on sustainability to stakeholders, the Group has regularly invited stakeholders to take part in surveys since 2017, to identify and prioritise its sustainability issues and to lend insights on stakeholders' expectations for the Group's sustainability efforts. For preparing the sustainability report for the Reporting Year, the Group has engaged a sustainability consultant to conduct stakeholder engagement activities and completed a four-step evaluation of materiality issues.

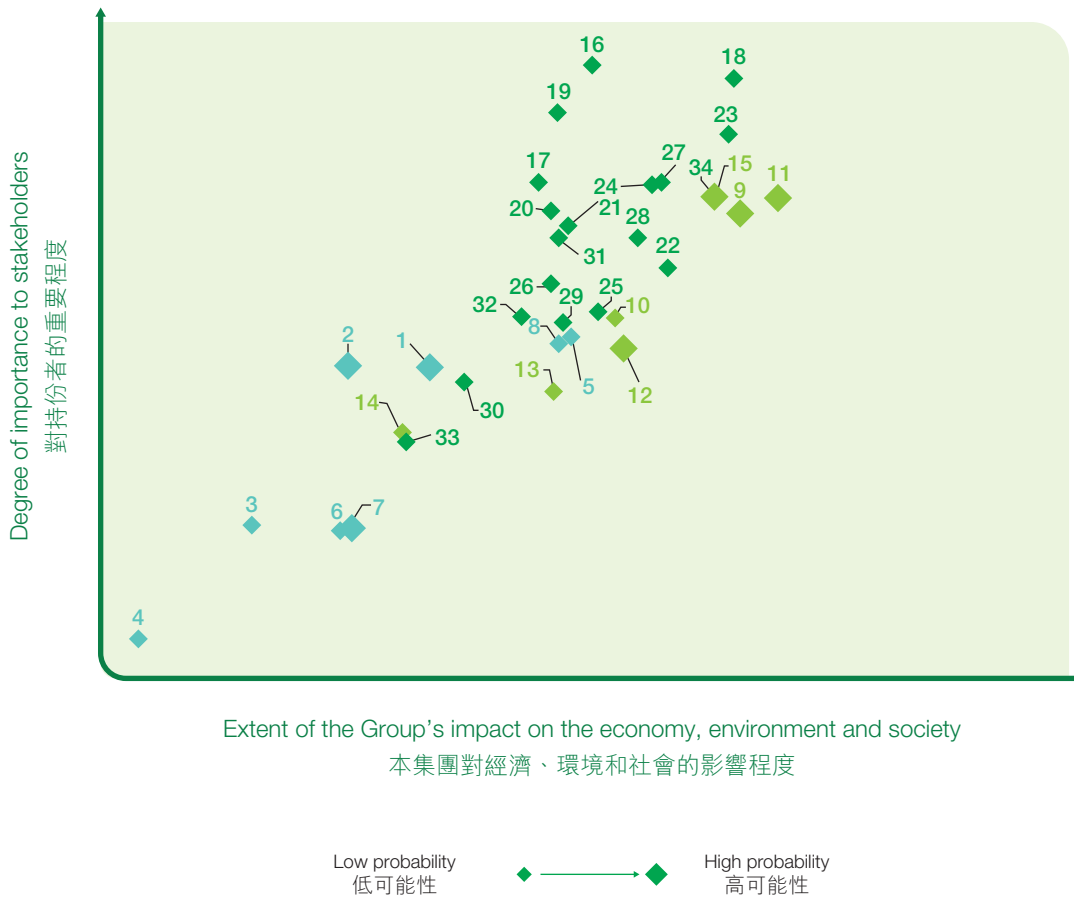
## 實質性評估

為確保向持份者提供至關重要的可持續發展資訊，本集團自二零一七年起定期邀請持份者參與問卷調查，從而識別可持續發展議題的優次排列，以及了解持份者對本集團可持續發展工作的期望。為準備本報告年度的可持續發展報告，本集團委託可持續發展顧問進行了持份者溝通活動，並通過4個步驟完成對實質性議題的評估。



The table of sustainability issues and substantiality matrix are set out as follows: 可持續發展議題列表及實質性矩陣顯示如下：

**Everbright Greentech Materiality Matrix**  
**光大綠色環保的實質性矩陣**



Areas in which it is probable for the Group to make more positive contributions to sustainability  
本集團可能為可持續發展帶來更多積極貢獻的領域



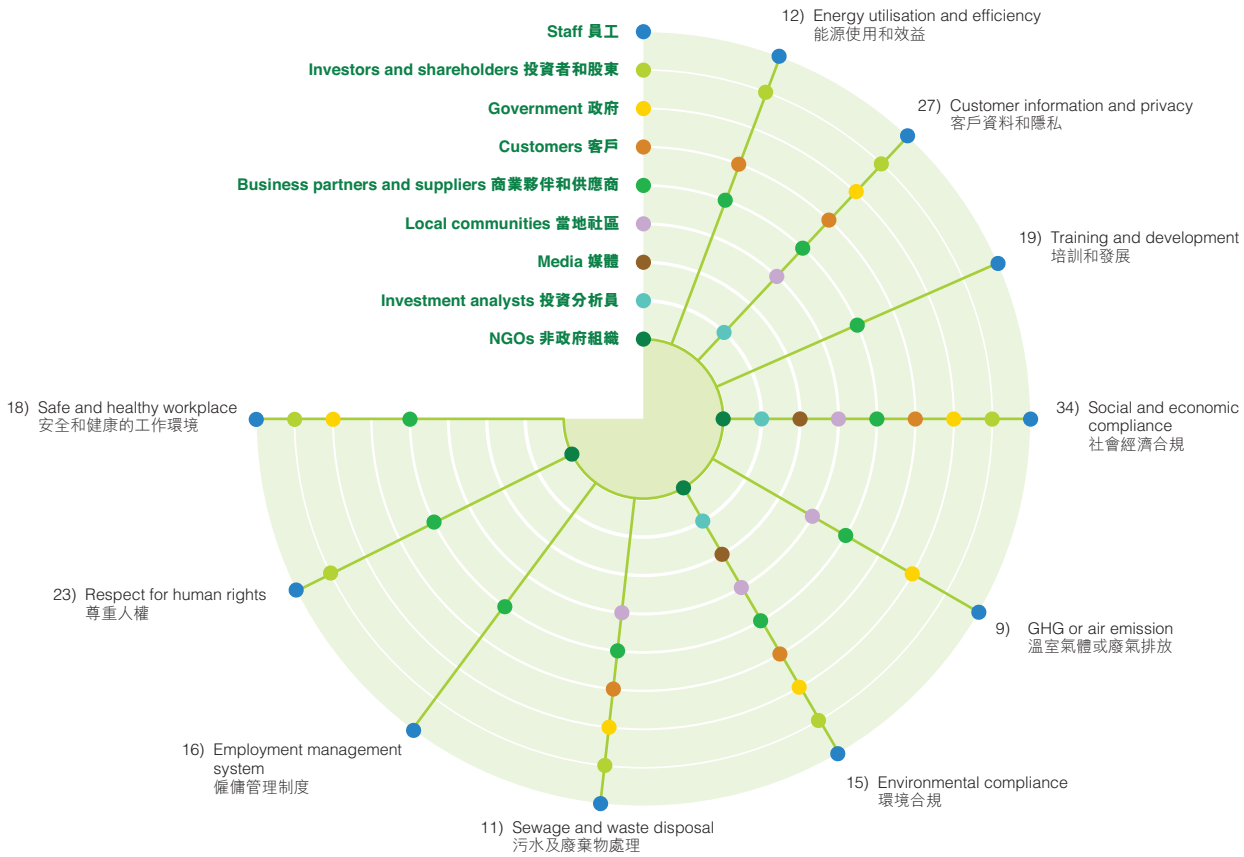
The 10 material issues identified through evaluation became the areas of focus for the design and drafting of this Report, which is also conducive to the Group's strategic planning and resource allocation adjustment. The following diagram indicates:

評估所識別的10項實質性議題成為本報告設計和編寫的專注範疇，也將有助於本集團進行策略規劃和調整資源投放。下方圖表顯示：

- i. The Group's material issues for the Reporting Year;
- ii. The scope of impact of the material issues; and
- iii. Sections setting out the impact of the material issues and the Group's approaches and measures to manage such impact.

- i. 本集團報告年度內的實質性議題；
- ii. 實質性議題的影響範圍；及
- iii. 載列實質性議題對應影響，以及本集團管理方法和措施的章節。

Scope of impact 影響範圍



Material issues 實質性議題		Impact and response (relevant sections) 影響和應對 (相關章節)	
18) Safe and healthy workplace 安全和健康的工作環境	9) GHG or air emission 溫室氣體或廢氣排放	18) Occupational health and safety 職業健康與安全	9) Green operations scheme 綠色運營方案
23) Respect for human rights 尊重人權	34) Social and economic compliance 社會經濟合規	23) Corporate code of conduct, Human Resources management 企業行為守則、人力資源管理	34) Corporate code of conduct 企業行為守則
16) Employment management system 僱傭管理制度	19) Training and development 培訓和發展	16) Human Resources management 人力資源管理	19) Human Resources management 人力資源管理
11) Sewage and waste disposal 污水及廢棄物處理	27) Customer information and privacy 客戶資料和隱私	11) Green operations scheme 綠色運營方案	27) Corporate code of conduct 企業行為守則
15) Environmental compliance 環境合規	12) Energy utilisation and efficiency 能源使用和效益	15) Corporate code of conduct 企業行為守則	12) Green operations scheme 綠色運營方案

In comparison with the findings of materiality assessment in 2018, stakeholders were more concerned with issues in the “environmental” and “social” aspects in the Reporting Year, such as “GHG or gas emission”, “respect for human rights”, “training and development” and “customer information and privacy”, which were new additions to the material issues. In connection with the said issues, the Group will enhance the review of its current performance and identify areas for improvement.

與二零一八年實質性評估結果比較，持份者於本報告年度更為關注「環境」和「社會」範疇相關議題，包括「溫室氣體或廢氣排放」、「尊重人權」、「培訓及發展」及「客戶資料和私隱」均為新增的實質性議題。對於這些議題，本集團將加強檢視自身的現時表現，探索需改善的環節。



## STAKEHOLDERS' EVALUATION

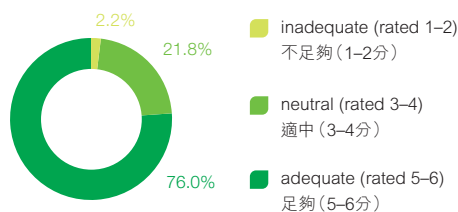
To encourage stakeholders to furnish their views and suggestions regarding the Group's sustainability performance, the consultant has added a rating for satisfactory communication, performance scores and open-ended questions in the survey. The results of the survey indicated that 76.0% of the stakeholders were of the view that the Group's communication on matters pertaining to sustainability had been adequate, while a majority (60.7%) of stakeholders wished to be involved in sustainability efforts through physical activities such as training, seminars and site visits. In terms of performance in sustainability, stakeholders' ratings were above 9 (out of a full score of 10), with the Group obtaining the highest score in the environmental aspect.

## 持份者評價

為鼓勵持份者表達他們對本集團可持續發展表現的意見與建議，顧問於問卷中加入溝通滿意度、表現評分以及開放式問題。調查結果顯示，76.0%持份者認為本集團於可持續發展方面的溝通充足，同時大多數持份者(60.7%)希望能通過培訓、講座和項目參觀等現場活動方式參與可持續發展事宜。而在可持續發展表現方面，持份者評分均在9分以上(滿分為10分)，環境範疇的評分最高。

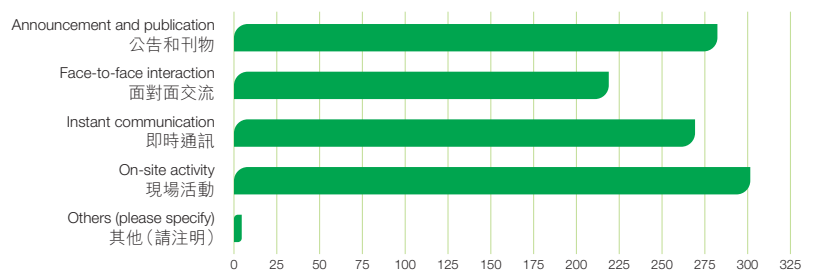
In respect of sustainability issues, do you think Everbright Greentech's communication with stakeholders has been adequate?

針對可持續發展議題，您認為光大綠色環保與持份者的溝通是否足夠？



In what way do you expect Everbright Greentech to communicate with you in respect of sustainability?

您期望光大綠色環保通過何種方式與您就可持續發展事宜展開溝通？



Stakeholders' rating of Everbright Greentech performance in sustainability in 2019:   
持份者對光大綠色環保於二零一九年可持續發展表現的評分：

“Economic”  
「經濟」  
**9.0/10**

“Environmental”  
「環境」  
**9.3/10**

“Social”  
「社會」  
**9.0/10**

The Group has responded to the main views and suggestions in stakeholders' feedback as follows: 對於持份者反饋的重點意見和建議，本集團有如下回應：



**Stakeholders' views**  
持份者意見

**Response of the Group**  
本集團回應

<p>General and technical staff</p>	<p>More training and promotion opportunities for junior staff.</p>	<p>The Group will extend business-related technical and management training to cover more employees and increase the number of staff receiving training and of training sessions provided. We will also continue to improve our talent training strategy to provide a more comprehensive aptitude assessment system, a more specialised talent supply pathway and clearer career development planning, so that we could build a platform from the institutional level on which staff can adequately showcase their potential.</p>
<p>一般及技術員工</p>	<p>希望增加基層員工培訓與晉升機會。</p>	<p>本集團將擴大業務相關技術培訓及管理培訓的員工覆蓋範圍，增加培訓的人數和次數，亦將不斷深化人才培養戰略，為員工提供更全面的素質評價體系、更專業的人才輸送管道、更清晰的職業發展規劃，從機制體制層面為員工搭建充分展示自我能力的平台。</p>
<p>Management staff</p>	<p>Improvements to staff remuneration packages to enhance sense of belonging and retain talents.</p>	<p>The Group will review market salary research reports regularly and will adjust staff salaries as appropriate based on their performance appraisal and experience if our salary level is found to be falling short of market standards.</p>
<p>管理層員工</p>	<p>建議通過提高員工薪酬待遇，增加其歸屬感，以保留人才。</p>	<p>本集團會定期參考市場薪酬調研報告，如薪酬待遇較市場水平低，會應因員工績效考核及經驗等來作出適當的調整。</p>



## Stakeholders' views

### 持份者意見

## Response of the Group

### 本集團回應

Investors and  
shareholders

Stronger project acquisition ability on the part of Everbright Greentech and vigorous fight for tariff subsidies.

In the presence of new opportunities and challenges, the Group will consider options for transformation while maintaining its strategic focus. On the one hand, development will remain our priority as we will act preemptively to assure dominance in new business segments and enhance our project development ability to seek projects with superior returns and cash generation ability. On the other hand, we will actively reach out to relevant government authorities in accordance with latest government policies and measures to follow up with the application for and publication of checklists for government grants. We will work with flexibility and seek progress with prudence, so as to reward shareholders and investors with ever improving results.

投資者和股東

期待光大綠色環保能增強獲取項目的能力，以及對電價補貼的爭取。

面對新的機遇和挑戰，本集團在保持戰略定力的基礎上，謀求轉型發展。一方面，以發展為第一要務，主動搶佔新業務新領域的市場高地，不斷提升項目拓展能力，尋求回報更優，創現能力更強的項目，另一方面，根據最新落地實施的政策措施，積極對接相關政府部門，跟進補貼項目清單的申報和發放工作。積極應變，穩中求進，以更加優異的成績回饋廣大股東和投資者。

Government

Assistance for local employment and involvement in poverty aid.

The Group will facilitate the provision of more precise aid to local underprivileged households by coordinating efforts to assure local resources, extending the scope of sourcing for raw materials and enhancing its own technological standards. The Group will also help to solve local employment and poverty aid issues by recruiting impoverished residents and providing them with a sound working environment and reasonable salaries.

政府

希望幫助當地解決就業和部分扶貧工作。

本集團將協調當地資源保障能力，擴大原料搜集範圍，提高自身技術水準，藉以精準對接和扶助當地貧困戶，並通過招募貧困居民，為他們提供良好的工作環境及合理的薪酬，以解決當地在就業和扶貧方面的困難。



**Stakeholders' views**  
持份者意見

**Response of the Group**  
本集團回應

Local communities	Arrangements to open environmental protection facilities to the public have been positive for genuine understanding of the current conditions of and stronger trust in the enterprise.	The Group increased the number of projects open to the public to 21 for the Reporting Year, approximately 3 times more in comparison to 2018. The Group will continue to implement the open-to-the-public model to other projects and operate it in a more standardised and normalised manner.
當地社區	環保設施公眾開放的安排很好，可以真實了解企業現狀，增加信賴度。	本集團本報告年度增加公眾開放的項目至21個，較二零一八年增加約3倍。本集團會繼續將公眾開放模式拓展至其他項目，提升公眾開放工作的規範化、常態化水準。

To maintain systematic and effective communication with stakeholders in general, the Group has reviewed its current initiatives to identify, communicate with and respond to major stakeholders by reference to the principles of inclusivity, materiality and responsiveness under the “AA1000 Stakeholder Engagement Standard” and “AA1000 Accountability Principles”, and grown it into a long-term stakeholder engagement programme, designing and launching more target-specific activities based on different groups of stakeholders. Through this programme, the Group hopes to enhance the integration of communication outcomes with internal sustainability management.

為更有系統且有效地與廣泛持份者保持溝通，本集團計劃參照《AA1000持份者參與標準》和《AA1000當責性原則標準》之下的包容性、重大性和回應性原則審視現時的主要持份者識別、溝通和回應活動，並將建立一個長期持份者溝通計劃，以根據不同持份者組別設計及開展更有針對性的活動。本集團希望通過此計劃加強溝通成果與可持續發展內部管理的融合。



# Corporate Governance 企業管治



# CORPORATE GOVERNANCE

## 企業管治

Everbright Greentech is committed to complying with all relevant legal and regulatory requirements in conducting its business, so as to ensure the fulfillment of corporate responsibilities whilst pursuing business expansion. Moreover, the Group is also concerned with the fulfilment of responsibilities by its partners, with the hope that its philosophy of integrity and propriety in business practices would have a positive influence on the third parties dealing with the Group, thereby fostering a business environment underpinned by legal compliance, fairness and mutual trust.

光大綠色環保堅決貫徹遵紀守法經營的方針，確保在業務拓展的同時，履行企業基本責任。此外，本集團也關注合作夥伴對責任的踐行，期望由內而外傳遞誠信正道的理念，從而創造合法合規、公平互信的商業環境。



### HIGHLIGHTS OF ANNUAL PERFORMANCE

#### 年度亮點績效



#### Board diversity 董事會成員多元化

- A Board diversity policy was formulated and implemented to review Board composition in terms of gender, age, length of service and expertise. The Board currently consists of 9 Directors, including a female Director. Members bring with them extensive experience and expertise in the finance, legal and business sectors.  
制定並執行董事會多元化政策，檢視成員性別、年齡、服務年期和專業知識等。現時董事會由9位董事組成，包括1位女性董事；成員具備金融、法律及商業各領域之豐富經驗與專業知識。
- The Nomination Committee identified competences required of Board members, such as leadership, decision-making, risk management, financial knowledge, industry experience and understanding of sustainability and conducted annual appraisal of the Board members based on measurable benchmarks in relation to the said aspects.  
提名委員會識別領導、決策、風險管理、財務知識、行業經驗和可持續發展認知等為董事會成員應具備的能力，並以此作為可計量指標，對董事會成員進行年度評核。



#### Enhancing risk management 加強風險管理

Training on contract legal risks were provided to all employees to enhance their understanding of risk prevention.  
為全體員工提供有關合同法律風險的培訓，提升彼等對風險防範的認識。



#### Suppliers' management and regulation 供應商管理規範

The "Supplier Code of Conduct" was developed, setting out requirements for suppliers in terms of labour standards, health and safety, ethical norms and management systems.  
制定《供應商行為準則》，列明對供應商於勞工標準、健康安全、道德規範及管理制度方面的要求。



#### Compliance 合規表現

No non-compliance with laws and regulations associated with the environment and social economy was identified.  
未發現任何違反與環境和社會經濟相關法律法規的事件。

## CORPORATE GOVERNANCE STRUCTURE

Deeply embedded in the management philosophy of Everbright Greentech are the concepts of “pragmatism” and “systematic management”, which represent the core value underpinning the Group’s long-term success. In tandem with the Group’s philosophy, stable and high-standard corporate governance is not only a key element for the protection of shareholders’ interests, but will also enhance the Group’s accountability and transparency.

As the highest governing body of the Group, the Board is responsible for developing and maintaining the governance practices of the Group. The Board is formed by 9 members (comprising 3 independent non-executive Directors), whose presence and professional objective opinions furnished in respect of their respective expertise will assist the Board to arrive at decisions in the interest of the Company and its shareholders. During the Reporting Year, the Board convened 5 meetings with an average attendance rate of over 93.33% for all Directors.

To enhance its supervisory and management functions, the Board has established 3 Board committees, namely, the Audit and Risk Management Committee, Nomination Committee and Remuneration Committee. Moreover, the Group has established a Management Committee to be responsible for day-to-day business operation and management, and for formulating and implementing annual business goals and mid-term development planning.

During the Reporting Year, Everbright Greentech introduced a self-evaluation mechanism for the Board. Directors were asked to rate the Board in terms of structure, committees, procedures, performance and professional development. The Company Secretary compiled the ratings and proposed directions for improvement. The Board also set out views and expectations in respect of skill requirements for future new Directors and Board training arrangements to provide information for reference by the Nomination Committee and the Company Secretary in their work.

For further details of Everbright Greentech’s compliance with the provisions of the “Corporate Governance Code” set out in Appendix 14 to the “Rules Governing the Listing of Securities on the Stock Exchange”, the Group’s corporate governance and the Board, please refer to the “Corporate Governance Report” section in the Annual Report 2019 of the Company.

## 企業管治架構

「求真務實」和「規範管理」深嵌於光大綠色環保的管理理念中，成為本集團取得長遠成功的核心價值。維持穩健及高水平的企業管治符合本集團理念，不單是保障股東權益的要素，更能加強本集團的問責性和透明度。

作為最高治理機構，董事會負責建立和維持本集團的管治常規。董事會由9名成員組成（包括3位獨立非執行董事）。獨立非執行董事就其不同專業領域提供專業客觀之意見，有助於董事會做出對公司及股東有利的決策。報告年度內，董事會共召開5次會議，所有董事的平均出席率超過93.33%。

為健全監督功能及強化管理機能，董事會轄下已設立3個委員會，包括審核及風險管理委員會、提名委員會及薪酬委員會。此外，本集團設有管理委員會負責日常業務經營管理，以及制定並實施年度工作目標及中期發展規劃。

報告年度內，光大綠色環保引入董事會自我評核機制。各董事針對董事會架構、委員會、程序、績效及專業發展進行評分，並由公司秘書統計匯總，提出精進方向。董事亦通過評核提出對未來新董事技能以及董事會培訓安排的意見和期望，為提名委員會和公司秘書的工作提供參考。

光大綠色環保遵守《聯交所證券上市規則》附錄十四《企業管治守則》所載之條文的情況及有關本集團企業管治和董事會的更多詳情，已載於本公司二零一九年年報的「企業管治報告」章節內。



## CORPORATE CODE OF CONDUCT

The Group requires its staff to comply with the code of conduct and act in line with ethical standards in the course of work. Our “Staff Handbook” and “Staff Code of Conduct” include provisions on business ethics, conflict of interests, corruption and bribery, anti-discrimination, diversity and respect, as well as confidentiality of information. The moral conduct of staff is linked to their performance appraisal to ensure that our operations are in compliance with ethical norms and to prevent any misconduct. The Group has also arranged its staff to enroll in code of conduct training organised by Everbright International, such as anti-corruption and business integrity talks, to ensure staff have sufficient understanding of their duties.

### Anti-corruption

The Group has adopted a stance of zero tolerance for corruptive conduct of any form, such as bribery, extortion, fraud and money laundering, among others, and preventive as well as proactive curbing actions will be taken against such activities. The “Staff Code of Conduct” has set out staff responsibilities and obligations in this connection.



**To avoid acceptance or provision of benefits and treats**  
避免接受或提供利益和款待

In the course of performing their duties, staff shall not accept benefits from entities which are engaged in business transactions with the Group, nor shall they offer and promise, whether directly or indirectly, any favours to the third parties.

在履行工作時，員工不得收受與本集團有業務往來機構的利益，亦不得直接或間接向第三方提供和承諾任何好處。



**To prevent conflict of interests**  
防止利益衝突

Staff shall not use information obtained in connection with their capacities or duties at the Company to acquire benefits for themselves, their relatives or persons otherwise personally related to them. Any potential conflict of interests shall be reported in a timely manner.

員工不得利用其公司身份或因職務而取得的信息，為其本人、親屬或其他有私人關係的人士獲取利益。倘有可能出現利益衝突的情況，應及時申報。

## 企業行為守則

本集團要求員工在工作執行過程中，必須遵循行為規範，符合道德標準。《員工手冊》及《員工守則》包含有關商業道德、利益衝突、貪污賄賂、反歧視、多元化和尊重、以及資料保密的條文，並將員工的道德表現與其績效評估掛鉤，以確保經營符合道德規範，防止不當行為發生。本集團亦安排員工參與由光大國際組織的行為守則相關培訓，例如防貪與商業誠信講座，確保員工充分了解彼等的責任。

### 反貪污

本集團對賄賂、勒索、欺詐及洗黑錢等任何形式的貪污行為採取零容忍態度，並採取預防和打擊行動。《員工守則》訂明員工相關責任與義務。



**To counter money-laundering and terrorism financing**  
打擊洗錢及恐怖分子資金籌集

Staff should enhance their knowledge in relevant laws and regulations and be vigilant about transactions of properties and funds. Any suspicious incidents and activities should be reported in a timely manner.

員工應提高對相關法規的認識，對財產和資金往來保持警覺。如有懷疑事件和活動，必須及時進行舉報。





## Information and privacy protection

The Group respects the privacy of its customers and partners and places a strong emphasis on the management of information security. The Group has formulated the “Confidentiality Regulations” which provides guidance for staff privy to confidential information according to the different levels of security clearance for such information. The “Confidentiality Regulations” have also provided institutional assurance for “equipment-based prevention”, as represented by the installation of security devices such as electronic monitors, burglary alarms and alert systems, “people-oriented prevention”, as represented by access control measures and supervision and management over the staff of departments involving confidential information, and “prevention through technology”, as represented by the use of encryption technologies for computers and mobile storage media, in order to ensure information security.

The “Staff Handbook” has also stated that staff are subject to the “Confidentiality Regulations” and it is their responsibility to ensure the safekeeping of documents and information on computers and softwares.

## Protection of intellectual property rights

Everbright Greentech is committed to the protection of intellectual property rights and has formulated the “Measures for Intellectual Property Rights Management (Trial)” for compliance. The document has provided for a management system with the Research Institute and the Legal Department acting as the principal departments in-charge and the business units supporting through heightened awareness and relevant actions. Internally, we have fostered a corporate culture emphasising respect for and protection of intellectual property rights. External-wise, we are engaged in rigorous investigation and examination to avoid disputes in intellectual property rights. While protecting the achievements of its efforts in innovation, the Group also attaches great importance to the protection of third-party legal rights.

## 資料和私隱保護

本集團尊重客戶和合作夥伴的私隱，重視資料安全管理。本集團訂有《保密制度》，按資料不同保密等級為涉密人員提供指引。同時，《保密制度》為安裝電子監控、防盜和報警等安全裝置所代表的「物防」，採取控制人員進入措施和監督管理保密部門員工等所代表的「人防」，以及運用電腦及移動存儲介質保密技術防護措施所代表的「技防」提供制度保障，確保資訊安全。

《員工手冊》亦列明了員工須承擔遵守《保密制度》，以及妥善保管文件和電腦軟件的信息安全責任。

## 知識產權保護

光大綠色環保致力促進知識產權保護，訂立並遵循《知識產權管理辦法(試行)》。此文件明確由技術研究所和法律事務部作為主要負責部門，各業務單位加強保護意識和行動配合的管理體系，對內建設尊重和保護知識產權的企業文化，對外嚴謹調研和審核以避免知識產權糾紛。在保護自身創新成果的同時，本集團也重視保障第三方合法權益。

## Suppliers' management and regulation

The Group's suppliers are engaged in a wide range of businesses, such as electrical equipment, work construction, hoisting machinery, pumping equipment, air system technology and water treatment equipment, among others. To promote inclusive, ethical and sustainable procurement and supply-chain management practices, our "ESG Policy" emphasises due diligence and risk control over supply chains to avoid issues affecting sustainability, such as illegal labour, health and safety risks, corruption and negative environmental impact. In the meantime, the Group has adopted the "Supplier Code of Conduct" which sets out in greater detail for suppliers our requirements in terms of the aforesaid aspects if business cooperation is to be sought, encouraging fulfillment by the suppliers and collaborative effort to enhance the sustainability of the supply chain.

## 供應商管理規範

本集團供應商的業務涵蓋電力設備、工程施工、起重機械、泵類設備、空氣系統技術、水處理設備等多個方面。為推行共融、符合道德和可持續發展的採購和供應鏈管理常規，《ESG政策》強調對供應鏈的盡職調查和風險管控，以避免出現非法使用勞工、健康安全風險、貪污賄賂和負面環境影響等與可持續發展相關的問題。同時，本集團採用《供應商行為準則》，更為詳細地為供應商列出了商業合作對上述方面的要求，鼓勵供應商履行並共同提高供應鏈的可持續發展績效。



Labour standards  
勞工標準

Respect for and compliance with the principles and guidelines on internationally recognised human rights set out "UN Guiding Principles on Business and Human Rights", including prohibition against child labour and forced labour, compliance with work hours and wage requirements stipulated under laws and provision of workplaces free from harassment and abuse.

尊重並符合《聯合國工商業與人權問題指導原則》所載原則和指引的國際認可人權，包括禁止童工和強制勞工，遵守法律規定之工時和薪資要求，以及提供無騷擾和虐待的工作環境等。



Health and safety  
健康安全

Confirmed adoption of appropriate policies and systems for the evaluation of potential risks to reduce safety hazards and formulation of contingency plans; in respect of staff health, provision of clean and safe hygiene, dining and accommodation facilities.

確認採取合適的政策和系統評估潛在風險，減少安全隱患，並制定應急方案；在員工健康方面，提供乾淨安全的衛生和食宿設施。



Environmental standards  
環境標準

Reducing negative impact on the water, land and atmospheric environment of the community and adopting measures to facilitate the conservation of resources.

減少對社區水、陸、空的負面環境影響，並採取措施節約資源使用。



Ethical standards  
道德規範

Ethical standards consistent with those of the Group, such as integrity in operation, protection of privacy and intellectual property rights.

保持與本集團一致的道德規範，落實誠信經營，保護隱私權和知識產權。

## Whistleblowing mechanism

Our “Whistleblowing Policy” has elucidated a complete whistleblowing mechanism of the Group covering all stakeholders such as staff, investors, lenders, suppliers, customers and the government. A whistleblower, whether an internal or external party, may report in writing any suspected or existing misconduct, including but not limited to, corruption, violation of the Company’s institutions, actions endangering the health and safety of other persons and unfair practices, directly to the Chief Executive Officer of Everbright Greentech or the chairman of the Audit and Risk Management Committee.

Upon receipt of such reports, the Chief Executive Officer or the chairman of the Audit and Risk Management Committee would appoint an investigator to conduct timely investigations. If the reported conditions are confirmed to be true, the Chief Executive Officer or the chairman of the Audit and Risk Management Committee will be responsible for determining follow-up measures and rectifications. During the entire process of reporting and investigation, the Group would endeavour to protect the identity of the whistleblower and prohibit any acts of retribution.

## COMPLIANCE MANAGEMENT

Everbright Greentech has incorporated compliance management into all aspects of its day-to-day operations. We have formulated the “Regulations for the Administration of Legal Affairs” and developed a system for the management of legal affairs centrally administered and counseled by the Risk Management Department and implemented by the governed companies. The relevant management tasks have been included in the risks management appraisal for the governed companies to ensure strict compliance with applicable laws and regulations as well as rules and institutions by these governed companies.

The table on next page sets out laws or regulations having a material impact on the Group, the way in which its operations might be affected and the Group’s control measures.

## 舉報機制

《舉報管理制度》闡明本集團覆蓋員工、投資者、貸款人、供應商、客戶和政府等持份者的完整舉報機制。無論內部或外部，舉報人可以透過書面形式向光大綠色環保行政總裁或審核及風險管理委員會主席直接舉報任何疑似或已發生的不正當行為，包括但不限於貪污腐敗、破壞公司制度、危害他人健康與安全及不公正的行為。

收到舉報後，行政總裁或審核及風險管理委員會主席委任調查人員進行及時調查。如情況屬實，行政總裁或審核及風險管理委員會主席負責決定後續措施和糾正行動。在舉報和調查的整個過程中，本集團致力保護舉報人身份，並禁止報復行動。

## 合規管理

光大綠色環保將合規管理融入日常運營的各個環節，制定《法律事務管理規定》，建立了由風險管理部統一管理和提供意見、各轄屬公司負責執行的法律事務管理體系。相關管理工作已納入各轄屬公司風險管理的考核中，保證公司嚴格遵守適用的法律法規和規章制度。

下頁表格列出對本集團有重大影響的法律或規定，它們可能對運營造成的影響，以及集團的控制措施。



## Environmental compliance 環境合規

Laws and regulations 法律及規例	Potential impact 潛在影響	Group control measures 本集團控制措施
<p>Environmental Protection Law of the People's Republic of China</p> <p>《中華人民共和國環境保護法》</p>	<p>More stringent and specific requirements for environmental protection management and harsher punishment against violations.</p> <p>環境保護管理更為嚴格、要求更加具體、處罰力度提升。</p>	<p>Stringent compliance with legal regulations and technical upgrades and management enhancements to ensure compliance with legal regulations and effective cost control.</p> <p>嚴格遵守法律規定，通過技術改進及提升管理確保符合法律規定且有效控制成本。</p>
<p>Law of the People's Republic of China on Environmental Impact Assessment</p> <p>《中華人民共和國環境影響評價法》</p>		
<p>Water Pollution Prevention and Control Law of the People's Republic of China</p> <p>《中華人民共和國水污染防治法》</p>	<p>More stringent and requirements and longer approval periods.</p> <p>要求更加嚴格、審批期限延長。</p>	<p>Drawing on the experience of existing projects to standardise the related procedures.</p> <p>借鑒已有項目經驗，使相關手續辦理程序化。</p>
<p>Atmospheric Pollution Prevention and Control Law of the People's Republic of China</p> <p>《中華人民共和國大氣污染防治法》</p>		
<p>Law of the People's Republic of China on the Prevention and Control of Environmental Pollution by Solid Wastes</p> <p>《中華人民共和國固體廢物污染環境防治法》</p>		
<p>Criminal Law of the People's Republic of China</p> <p>《中華人民共和國刑法》</p>	<p>As the business of the Group involves the disposal of waste, the Group may be subject to criminal liability for the offence of environmental pollution, in addition to relevant civil liability, if it causes environmental pollution as a result of its failure to comply with relevant standards in disposals and emissions in the course of its operation.</p> <p>由於本集團業務涉及廢棄物的處置，如本集團運營過程中未能達標處置及排放，造成環境污染，除相關民事責任之外，還有可能觸犯「污染環境罪」，承擔刑事責任。</p>	<p>Enhancing concern for criminal liabilities resulting from environmental pollution and exercising stringent control over all sections of the production process to ensure compliance in emissions.</p> <p>提高對環境污染導致的刑事責任的關注度，嚴格管控生產各個環節，確保達標排放。</p>

**Social and economic compliance 社會經濟合規**



Laws and regulations 法律及規例	Potential impact 潛在影響	Group control measures 本集團控制措施
Labour Law of the People's Republic of China 《中華人民共和國勞動法》		
Labour Contract Law of the People's Republic of China 《中華人民共和國勞動合同法》	Higher labour costs and more exacting management requirements.	Improvement of management standards and strict compliance with the law in operations.
Social Insurance Law of the People's Republic of China 《中華人民共和國社會保險法》	增加勞動成本，管理要求提高。	提升管理水平，嚴格依法辦事。
Regulation on the Management of Housing Provident Fund 《住房公積金管理條例》		
Patent Law of the People's Republic of China 《中華人民共和國專利法》	More exacting requirements for technological development and protection. 對技術開發及保護要求提高。	Operation in accordance with the law and emphasis on the protection of intellectual property rights. 依法經營、重視知識產權的保護。
Production Safety Law of the People's Republic of China 《中國人民共和國安全生產法》	More specific and stringent requirements for production safety, highlighting the importance of preventing accidents involving liability for safety. 對安全生產的要求更為具體與嚴格、突出預防安全責任事故的重要性。	Stringent implementation of relevant regulations and proper management of standard processes with increased investment in safety matters. 嚴格執行相關規定，做好標準流程管理，加大安全投入。

## ENHANCING AWARENESS FOR THE PREVENTION OF LEGAL RISKS AND STRENGTHENING THE CULTURE OF COMPLIANCE

To enhance staff awareness of risk aversion, the Group organised a special presentation in August 2019 to explain the risk management guidelines and measures to all employees. Hosted by the general manager of the Risk Management Department, the presentation aimed to highlight the standards of execution for the whole process from the drafting, examination, signing, performance and release of contracts to file management, including the responsible units and procedures for handling contract disputes and litigations, on the basis of the “Regulations for the Management of Legal Affairs” and “Guide for Contract Drafting and Sample Contract”. Moreover, the general manager of the Risk Management Department also shared his experience in handling common errors in contract drafting and cited key points for attention to guide responsible units on how to avoid similar problems and manage legal risks.

### Key points to note in the drafting of contracts

- **Content Consistency:** ensuring that there is no conflict in contents between the master contract and the annexes on tender requirements; ensuring the consistency in information between supplementary agreements and the original contract.
- **Time Feasibility:** Taking into full consideration any possible delays when agreeing on timeframes.
- **Completeness of primary information:** basic information of the two parties, including name of company, address, name of legal representative and contact information, should be clearly stated.

## 提升法律風險防範意識，鞏固合規文化

為加強員工對風險防範的意識，本集團於二零一九年八月舉辦專項宣講活動，向全體員工說明風險管理指引及措施。活動由風險管理部總經理主持，並以《法律事務管理規定》及《合同起草指引及合同範本》為基礎，旨在向員工強調從合同草擬、審核、簽署、履行、解除以至及檔案管理各個階段的執行規範，當中包括處理合同糾紛及訴訟事務的負責單位和程序。此外，風險管理部總經理分享其處理合同草擬常見錯誤的經驗，並列出重點注意事項，指導負責單位如何避免發生類似問題以及實施法律風險管理。

### 合同草擬重點注意事項

- **內容一致性：**保證主合同與招投標要求等附件在內容上無衝突；保證補充協議與原合同信息統一。
- **時間可行性：**約定時間時充分考慮可能出現延遲的情況。
- **基本信息完整：**須清晰列明包括公司名稱、地址、法定代表人和聯繫方式等合同雙方基本資料。

## ANNUAL PERFORMANCE AT A GLANCE

To persist in the prevention-focused approach and strengthen control over processes, the Group launched a range of measures to enhance corporate governance, such as annual evaluation of staff performance in compliance and training in anti-corruption and risk management, during the Reporting Year.

Coverage of evaluation of staff performance in compliance and duty fulfillment	100%
--	------

Compliance training sessions	2,100 sessions
------------------------------	----------------

Enrolment in training (cumulative)	26,000 counts
------------------------------------	---------------

The Group was not aware of any non-compliance with environmental, social and economic laws and regulations during the Reporting Year. In respect of the two cases reported through the whistleblowing channel, the Group has carried out investigations and determined that no further action is required.

## 年度表現一覽

為堅持預防為主，加強過程管控，本集團於報告年度內推進一系列加強企業管治的項目，包括員工年度合規表現評價，以及反貪污、風險管理培訓等。

員工合規表現評價覆蓋率	100%
-------------	------

開展合規培訓次數	2,100次
----------	--------

參與培訓累計人次	26,000人次
----------	----------

於報告年度，本集團並不知悉任何不遵守環境、社會及經濟相關法律及規例的行為。而針對舉報渠道收到的兩宗個案報告，本集團已開展調查，並判別無須採取進一步行動。



# Employee

Care

員工關懷





# EMPLOYEE CARE

## 員工關懷

In persistent adherence to a “people-oriented” approach, Everbright Greentech has assured full protection of the legal rights, health and safety of its employees, providing them with generous benefits and equal opportunities while recognising the value of staff development. Meanwhile, the Group is committed to extending its care to all workers employed along its supply chain, in the hope that they could all find happiness in their work and lead a blissful life.

光大綠色環保始終堅持「以人為本」，充分保障員工合法權益和健康安全，提供優質福利和平等機會，珍視員工發展價值。同時，本集團致力於將關懷延伸至供應鏈中的所有工作者，使人人都能樂在工作、幸福生活。

### HIGHLIGHTS OF ANNUAL PERFORMANCE

#### 年度亮點績效



#### Improving the policy system 完善政策制度

Policies and regulations on staff recruitment, personnel management and remuneration and benefits have been revised to improve our HR management system.

修訂員工招聘、人事管理和薪酬福利等政策規定，完善人力資源管理體系。



#### Protecting health and safety 保障健康與安全

- Our occupational health and safety (“OHS”) management system had a 100% coverage of our workers.  
職業健康和安全管理體系覆蓋100%的工作者。
- The work-related injury rate for our staff was 0.09, which was 0.16 lower versus 2018.  
員工工傷率為0.09，較二零一八年降低0.16。



#### Facilitating staff development 促進員工發展

- Average staff training hours amounted to 36.00 hours, covering topics such as risk management and internal control, promotion of and training in rules and regulations, operational training and enhancement training in safety and environmental management.  
員工平均培訓時數為36.00小時，培訓內容包括風險管理與內部監控、制度宣貫培訓、各類操作培訓及安環管理能力提升培訓等。
- Training and management of our talent pool for back-up officers has been enhanced and the number of back-up officers has increased by 44.9% compared to 2018.  
加強後備幹部人才庫的培訓和管理；後備幹部較二零一八年增加44.9%。



#### Awards 獲獎情況

- Mandatory Provident Fund Schemes Authority — Good MPF Employer Award 2018–19  
強制性公積金計劃管理局 — 2018–19年度「積金好僱主」
- Hong Kong Productivity Council — Happy Company Certificate 2019  
香港生產力促進局 — 開心企業2019證書

## OCCUPATIONAL HEALTH AND SAFETY

The health and safety of workers is a primary concern for Everbright Greentech. The Group has established an environmental, safety, health and social responsibility (“ESHS”) management system and continued to improve its management regime, in an effort to enhance control over risks associated with workplace safety and foster the safety and health awareness of staff.

## 職業健康與安全

工作者的健康與安全是光大綠色環保的重點關注事項。本集團已建立環境、安全、健康及社會責任(「ESHS」)管理體系，並不斷完善管理制度，致力強化工作場所安全風險防控，以及培養人員的安全健康意識。

### Principal scope of work 主要工作範疇



#### Making improvements to management regimes and systems 完善管理體系和制度

- Designating responsible personnel
- Regulating management approaches and processes
- Ensuring policy implementation
- 明確責任人員
- 規範管理方法和流程
- 保障政策落實



#### Maintaining a safe workplace 維持安全工作場所

- Conducting safety hazard inspection
- Enhancing on-site operations management
- Enhancing emergency management ability
- 排查安全隱患
- 加強現場作業管理
- 提高應急管理能力



#### Fostering a culture of safety and health 培養安全與健康文化

- Setting up training sessions and seminars
- Organising health activities
- 安排培訓與講座
- 組織健康活動

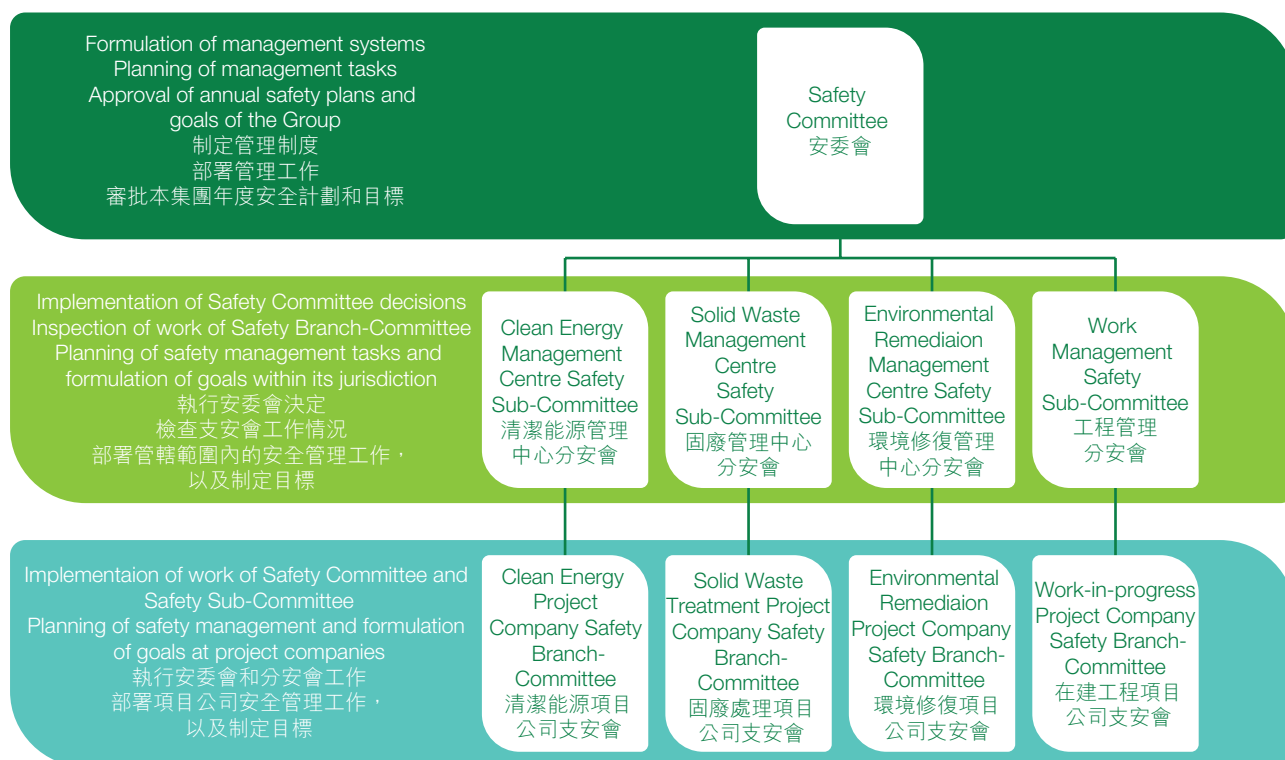


## Further development of our management systems

To manage safety and health matters systematically, the Group has established a Production Safety Management Committee (the "Safety Committee") headed by the Chief Executive Officer and set up a Safety Committee Office at the Environmental Management Department responsible for the review, planning, coordination and supervision of all production safety work. The Safety Committee is formed by 9 members comprising 1 staff representative which accounts for 11.11% of the committee membership and meetings are held on a semi-annual basis. Moreover, the Safety Committee has set up Safety Sub-Committees and Safety Branch-Committees at the management centres and project companies to implement safety management at each respective level. Details of the structure and duties of the Safety Committee are set out in the following diagram:

## 深化管理體系建設

為有系統地管理安全和健康事務，本集團設置由行政總裁擔任主任的安全生產管理委員會（「安委會」），並於環境管理部設置安委會辦公室，負責審議、規劃、協調和監督所有安全生產工作。安委會共9名成員，其中員工代表1人，佔比11.11%；每半年開會一次。此外，安委會於各管理中心和項目公司分別設置安委會分部（「分安會」）和安委會支部（「支安會」），以推進落實各層級的安全管理工作。詳細架構和職責可見下圖：



The responsible departments and personnel implement the “Safety Management Manual” and “Safety Management Standard Regime” at each level under the guiding principles of the “priority of safety, priority of life, prevention-oriented focus, general governance, universal participation and ongoing improvement” to enhance the Group’s management capabilities. To strengthen the safety and environmental duties of staff at various grades, the Group has also formulated the “Implementation Rules on Production Safety Accountability for Typical Positions at Project Companies” which details the duties and job requirements of each position in relation to safety with the provision of a rating scale to facilitate self-inspection and improvement on the part of our staff, as well as to develop a general mechanism for evaluating the ability to perform safety and environmental duties.

Our safety management system that covers all employees on a level-by-level basis has continued to improve. At the same time, the Group has implemented OHSAS 18001, the international OHS management system, to introduce advanced management concepts and approaches on an ongoing basis. As at the end of 2019, 16 projects in operation, accounting for 26.23% of the total number of projects in operation, had been accredited.

Moreover, to extend safety management to its supply chain, the Group has incorporated features of contractor ESHS management into its ESHS management system, in addition to management procedures such as the identification and examination of issues, investigation and reporting of incidents and handling of work-related injuries. The “Contractor ESHS Management Standards” provide guidance on management regarding the qualifications, operation and post-work assessment of contractors to mitigate and control any risks arising from the course of outsourcing.

Thanks to the improvement of the management system of the Group and continuous enhancement in its management capability, the project companies underwent stable operation during the Reporting Year without any material incidents involving liability for production safety.

各責任部門和人員以「安全第一、生命至上、預防為主、綜合治理、全員參與、持續改進」為指導方針，推進《安全管理手冊》和《安全管理標準體系》等制度的分級實施，提升管理能力。為強化落實各級人員安全環保職責，本集團亦制定《項目公司典型崗位安全生產責任制實施細則》（《細則》）。《細則》細化各工作崗位人員的安全職責和工作要求，並將其進行量化評分，有便於員工自我檢查和改進的同時，全面推進安全環保履職能力評估考核。

分級負責、覆蓋全員的內部安全管理體系日益健全。與此同時，本集團推行如OHSAS 18001等國際職業健康和安全管理系統，不斷引入先進管理理念和方法。至二零一九年年底，共計16個運營項目已通過認證，佔總運營項目的26.23%。

此外，為將安全管理理念延伸至供應鏈之中，本集團ESHS管理體系除包括議題識別、審核、事故調查及匯報、工傷處理等方面的管理程序，還加入承包商ESHS管理相關內容。《承包商ESHS管理標準》為承包商的資質、施工作業、後期評估等方面的管理提供指導，以降低和控制工作外包過程中產生的風險。

得益於本集團管理制度的完善及管理能力的不斷提升，於報告年度內，各項目公司運行穩定，未發生重大安全生產責任事故。

## Enhancing workplace protection

The Group has established a multi-tier system for the control of production safety risks focused on the inspection of “mentality, systems, discipline, management and hazards.” Safety inspection is conducted on a regular basis and operations, maintenance and management personnel are required to conduct daily routine inspection. Inspection personnel report their findings to the Safety Sub-Committee, which in turn reports to the Safety Committee at the latter’s plenary meeting held at least once every 6 months. During the Reporting Year, the Group strengthened control over venues and operational procedures in respect of high-risk operations such as work at height, hot work and work in limited space by installing additional platforms and safety rope for work at height, marking designated zones for hot work and enhancing surveillance of toxic and hazardous gases as well as ventilation in limited space to improve the conditions for safe operation at the project sites and effectively prevent accidents at work.

Persisting in a “pre-emptive approach”, all project companies under the Group’s business segments have tailored specific emergency plans to address potential risks in different areas and management processes of the plant areas, with a view to putting up a first line of defense for the safety management of the locations of operation and their neighbouring communities. In accordance with the “Safety Management Manual”, safety management institutions and safety management personnel shall also be responsible for planning and participating in emergency rescue drills, so as to enhance their ability to respond to and deal with contingencies or disasters.

In connection with occupational health management, the Group implements the “Occupational Health Management Standards”. Efforts to identify and report occupational disease hazards are conducted on a regular basis and sufficient protective gears are provided to protect the health of workers. The “Occupational Health Monitoring and Management Standards” require a worker to undergo health checks prior to taking up a job position, during his/her tenure at the position, upon leaving the position, and in case of emergencies, while stipulating measures for the management of the diagnosis of occupational diseases and the patients of such diseases. The Group provides staff with free annual body check-up and preventive check on occupational diseases, while maintaining files for the monitoring of personal occupational health which record test results on workplace occupational diseases, occupational health check reports and status of treatment, so as to facilitate target-specific health management. Under special circumstances, such as the outbreak of German measles in Hong Kong in March 2019, the Group also provided special medical allowances for staff to undergo antibody tests.

## 增強工作場所保障

本集團建立安全生產風險分級管控制度，以「查思想、查制度、查紀律、查管理、查隱患」為重點，定期開展安全檢查，並要求運行、維護和管理人員開展日常巡查。檢查人員將檢查結果向各分安會匯報，而後者則透過至少每半年一次的安委會全體會議向安委會匯報。於報告年度內，本集團針對登高、動火及有限空間等高風險作業，加強場所和作業環節的管控，通過加裝高處作業平台和安全繩、劃定專門動火區域、加強有限空間有毒有害氣體監測及通風等措施，改善項目現場安全作業條件，有效避免職業安全意外。

堅持「預防為主」的方針，本集團各業務板塊所有項目公司均設有專門的應急預案，對應廠區不同範圍和管理流程的潛在風險，為運營點和鄰近社區的安全管理把關。根據《安全管理手冊》，安全管理機構和安全管理人員亦須負責籌劃和參與應急救援演練，提高員工對突發事件或災難的應變處置能力。

在職業健康管理方面，本集團執行《職業健康管理標準》，定期識別和申報職業病危害因素，提供充足防護設施，以保護勞動者的健康。《職業健康監護管理標準》則規定了勞動者上崗前、在崗期、離崗時和應急的健康檢查要求，以及職業病診斷和患者管理方法。本集團每年為員工提供免費的身體檢查服務及職業病防範檢查，並建立個人職業健康監護檔案，記錄員工工作場所職業病危害因素檢測結果、職業健康體檢報告和診療情況，以進行有針對性的健康管理工作。而在特殊時期，如二零一九年三月德國麻疹於香港爆發時，本集團亦會給予員工抗體檢驗等特殊醫療津貼。

### Enhancing staff awareness

To attain the safety goal of “zero violation, zero injury and zero accident”, it is crucial that a strong safety culture must have been fostered. To enhance staff awareness of health and safety issues, the Group arranges appropriate training for staff of different positions each year. Such training includes pre-appointment qualification training for production safety management personnel, three-tier (corporate, department and team/group) safety training for new staff, and training in operational safety rules for personnel in contact with hazardous chemicals, among others. The project companies have included dispatch workers and staff of long-term contractor units in their staff training management in accordance with the “Safety Management Manual”.

### 提升員工意識

要達致「零違章、零傷害、零事故」的安全目標，建立濃厚的安全文化十分關鍵。為提高員工的健康及安全意識，本集團每年均會為不同員工安排適當的培訓。例如，安全生產管理人員接受任職資格培訓，新員工上崗前進行公司、部門和班組三級安全教育培訓，接觸危險化學品的崗位人員接受相關安全操作規程培訓等。各項目公司已按《安全管理手冊》要求，將勞務派遣人員和長期外委單位人員納入員工培訓管理中。



#### Three-tier safety education for new staff 新員工三級安全教育

- 1 Corporate**  
公司安全教育  
National laws and regulations, policies and directives as well corporate frameworks and systems on production safety.  
包括國家有關安全生產法規、政策和方針，公司安全生產架構和制度等。
- 2 Department**  
部門安全教育  
Labour discipline, safety matters and equipment management at the departmental level.  
包括部門勞動紀律、安全注意事項和設備管理等。
- 3 Team/group**  
班組安全教育  
Nature of job positions, methods of safe operation, use of protective gear, potential hazards and emergency measures.  
包括崗位工作性質、安全操作方法、防護用具使用、潛在危險因素和應急措施等。

The Group organises the “Production Safety Month” campaign each year, featuring programmes including speech contests and seminars on production safety and risk aversion themes and ESHS quizzes, mobilising the enterprise as a whole to be involved in the understanding of safety and health information. Moreover, the Group appreciates the importance of striking a balance between work and life and maintaining psychological well-being for staff and has provided training in psychological health to help staff in matters pertaining to stress management.

本集團每年組織開展「安全生產月」系列活動，包括安全生產與風險防範主題演講比賽、研討會及 ESHS 知識競賽等，帶動整個企業投入了解職業安全及健康方面的資訊。此外，意識到平衡工作生活和保持心理健康對員工的重要性，本集團已提供心理健康知識培訓，幫助員工處理壓力管理等事宜。



## HUMAN RESOURCES MANAGEMENT

Everbright Greentech believes that a rich talent pool and a stable workforce are the core pillars supporting the sustainable development of a company. The Group strives to foster a work environment in which all staff are treated equally and with respect, and to provide competitive remuneration and benefits packages to staff in order to attract high-calibre talent. We also provide staff with training that enables them to realise their potential to the fullest and contribute to value creation with the Group.

### Protection of staff interests

In stringent compliance with local labour laws and regulations, the Group has set out a range of policies relating to recruitment, promotion, dismissal, work hours, days off and leaves as well as remuneration and benefits in the “Staff Handbook” and “Personnel Management System” to provide regulation over employment management. All staff are required to study the aforesaid document upon joining to familiarise themselves with the Group’s administration and personnel management system and understand their own responsibilities and rights, so that they could have a smoother start to their employment. In case of any queries or suggestions about the “Staff Handbook”, staff may also furnish their feedback to their supervisors or the Administration and HR Department to help improve the Group’s management system.

For the support, respect and protection of human rights, the Group treats its staff equally and has formulated guidelines to ensure equal opportunities in recruitment, salaries and wages, promotion, training and development. For example, in accordance with the “Remuneration Package Management System”, the Group shall ensure objective, fair and open appraisal of every employee in respect of his/her work experience, job nature and performance when fixing his/her remuneration, and that he/she would be rewarded in a manner commensurate with the outcome of such appraisal without any discrimination as a result of differences in age, race, gender, religion, nationality, health and family status.

## 人力資源管理

光大綠色環保相信豐富的人才儲備和穩定的員工隊伍是促進企業持續發展的核心支柱。本集團努力營造讓所有員工皆得到公平對待和尊重的工作環境，並為員工提供具競爭力的薪酬和福利待遇，期望藉此延攬優秀人才；以及為員工提供培訓，讓他們盡展所長，與本集團攜手創造價值。

### 保障員工權益

本集團謹守當地勞工法規，於《員工手冊》和《人事管理制度》載有一系列與招聘、晉升、解僱、工作時間、休息日及假期、薪酬及福利相關的政策，規範僱傭管理。員工入職時均須閱讀以上文件，以熟悉本集團的行政人事制度，了解自身責任和權利，從而順利開展工作。如對《員工手冊》的內容有疑問或修改建議，員工亦可向直屬領導或行政和人力資源部反饋意見，幫助本集團完善管理體系。

為支持、尊重和保障人權，本集團對員工一視同仁，並制定指引保證在招聘、薪資、晉升、培訓和發展方面的平等機會。例如，根據《薪酬福利管理制度》，在釐定薪酬時，本集團致力確保每位員工均獲對其工作經驗、工作性質和工作表現的客觀、公平和公開的評估，並根據評核結果讓員工獲得相應的回報，不因年齡、種族、性別、宗教、國籍、健康和家庭狀況的不同而遭遇區別對待。



### Basic principles for the design of the remuneration system 薪酬體系設計基本原則



Internal fairness

內部公平性

Grade is position-based and salary is grade-based, adjusted in relevant areas for factors such as personal performance and experience.

以崗定級、以級定薪，同時根據個人績效表現和經驗等因素在對應範圍內進行調整。



Market competitiveness

市場競爭性

Annual review and analysis of the existing regime based on changes in the market levels of remuneration.

每年根據市場薪酬變化對現有架構進行回顧和分析。



Incentive for efficiency  
in performance

高效激勵性

Performance award granted according to performance appraisal results.

基於績效評價結果發放績效獎金。



Systemic management

管理系統性

Maintaining a comprehensive and systemic remuneration management system.

維持完善和系統的薪酬管理制度。

The Group also recognises that illegal labour employment is an infringement upon basic human rights and a threat to sustainable social and economic development on a global basis. Regarding child labour and forced labour, the Group adopts a stance of zero tolerance and conducts its labour employment in accordance with labour laws and regulations and major human rights declarations.

本集團亦了解非法用工侵犯基本人權，威脅全球可持續社會和經濟發展。對於童工及強制勞工，本集團採取零容忍的態度，嚴格按照勞動法規及主要人權宣言的要求用工。

In line with the Group's commitment to the creation of a workplace underpinned by equality and respect for diversity, harassment, discriminatory behaviours, child labour and forced labour are strictly prohibited under the "Staff Code of Conduct" and "Supplier Code of Conduct", which have also provided for relevant reporting procedures.

《員工守則》和《供應商行為準則》響應本集團致力締造平等和尊重多元的工作環境，嚴謹騷擾及歧視行為，以及杜絕使用童工和強制勞工的理念和目標，並設立了相應舉報程序。



## Caring for and understanding staff

The Group provides staff benefits that exceed the statutory standards, in a bid to offer proper care in all aspects to its staff and their families.

## 關愛與理解員工

本集團提供優於法定標準的福利條件，希望讓員工乃至其家庭在不同方面都能獲得妥善照顧。



	Daily benefits 日常福利	Lunch allowance, allowances for extreme weather conditions and heat supply allowance 午餐津貼、防暑降溫津貼，以及取暖津貼
	Celebrations 共同慶祝	Cash allowance for statutory festive holidays, birthday gifts and monetary wedding and maternity gifts 法定節假日現金津貼、生日禮品，以及結婚和生育賀金
	Sympathy and care 慰問關懷	Sympathy gifts for sick and hospitalised staff, bereavement grant for deceased staff and staff family members, and relief grant for major disasters 生病住院慰問品、員工和家屬故亡慰問金，以及重大災害補助金
	Safety and retirement protection 安全和退休保障	Commercial insurance for accidents, injuries and critical illness; the supplementary pension system 意外傷害和重大疾病商業保險，以及補充養老制度
	Special subsidies 特殊補貼	Project construction subsidies 項目建設津貼

Meanwhile, the Group has also organised a variety of cultural, entertainment, leisure and sporting activities, such as fun sports day, basketball friendlies, photography class, coffee grounds soap making workshop, cosmic night light workshop and regular birthday celebrations to provide a healthy balance between work and life for staff and to enhance mutual communication and engagement for greater team cohesion. The Group has also encouraged staff to bring along their families to participate in activities such as night cuttlefish cruises, parent-and-child cooking classes and other team building programmes.



同時，本集團舉辦多項文娛休閒及體育活動，例如運動同樂日、籃球友誼比賽、攝影班、咖啡渣手工皂製作工作坊、宇宙小夜燈製作工作坊及定期生日慶祝活動等，調劑員工生活和心情，增加互相交流的機會，並加強團體凝聚力。本集團亦安排夜釣墨魚遊船河、親子烹飪班及團建活動，鼓勵員工與家人一同參與。

To understand the views and needs of staff, the Group organises staff insight initiatives on a regular basis, under which dedicated personnel assigned by various departments and management centres will track the entire process from submission, deliberation to implementation and provide feedback on the outcomes of implementation on a regular basis to encourage all staff to contribute their ideas and insights for the benefit of the Group's development and foster an overall context for development underpinned by the united effort of staff at all levels.

為了解員工的想法及需求，本集團定期組織開展建言獻策活動，由各部門及管理中心指定專人全程跟蹤建言獻策提交、論證和落實過程，並按期回饋實施效果，鼓勵所有員工為集團發展出謀劃策，營造公司上下齊心協力的整體發展環境。

For staff who are due for retirement, the Group provides active assistance in retirement planning ahead of time in accordance with the "Staff Retirement Management Measures" and organise farewell parties for retiring employees. Outstanding staff who are willing to continue and capable of continuing with their job may be hired in extended appointments so that the Group can continue to benefit from their management experience and expertise.

針對擬退休人員，本集團按照《員工退休管理辦法》提前做出規劃，積極提供退休事務辦理的協助，舉辦退休人員歡送會等活動。能力突出並有意願和餘力繼續工作的員工，可通過延期聘任方式持續發揮其管理經驗和技術專長。

### Building a platform for growth

The Group is committed to providing staff with a variety of learning and training opportunities, so that they could make further achievements in their career development. The Group has pledged in its “ESG Policy” and “Staff Handbook” to provide the management and other staff with work-related training courses and adequate assistance for further learning. In view of the above, the Group has been actively committing resources to its actual operations for the effective dissemination of industry and professional knowledge through outward bound, training in regulations and skills relating to end-to-end system work construction, developments of the hazardous waste industry, production safety and HR system operation to enhance staff skills and identify their potential.

New staff are required to participate in induction training according to the “Staff Handbook”. The purpose of such training is to assist new staff to acquire a preliminary understanding of the Group’s basic information and institutional requirements, as well as to develop basic work skills. Such training covers primarily 5 major areas.

### 搭建成長平台

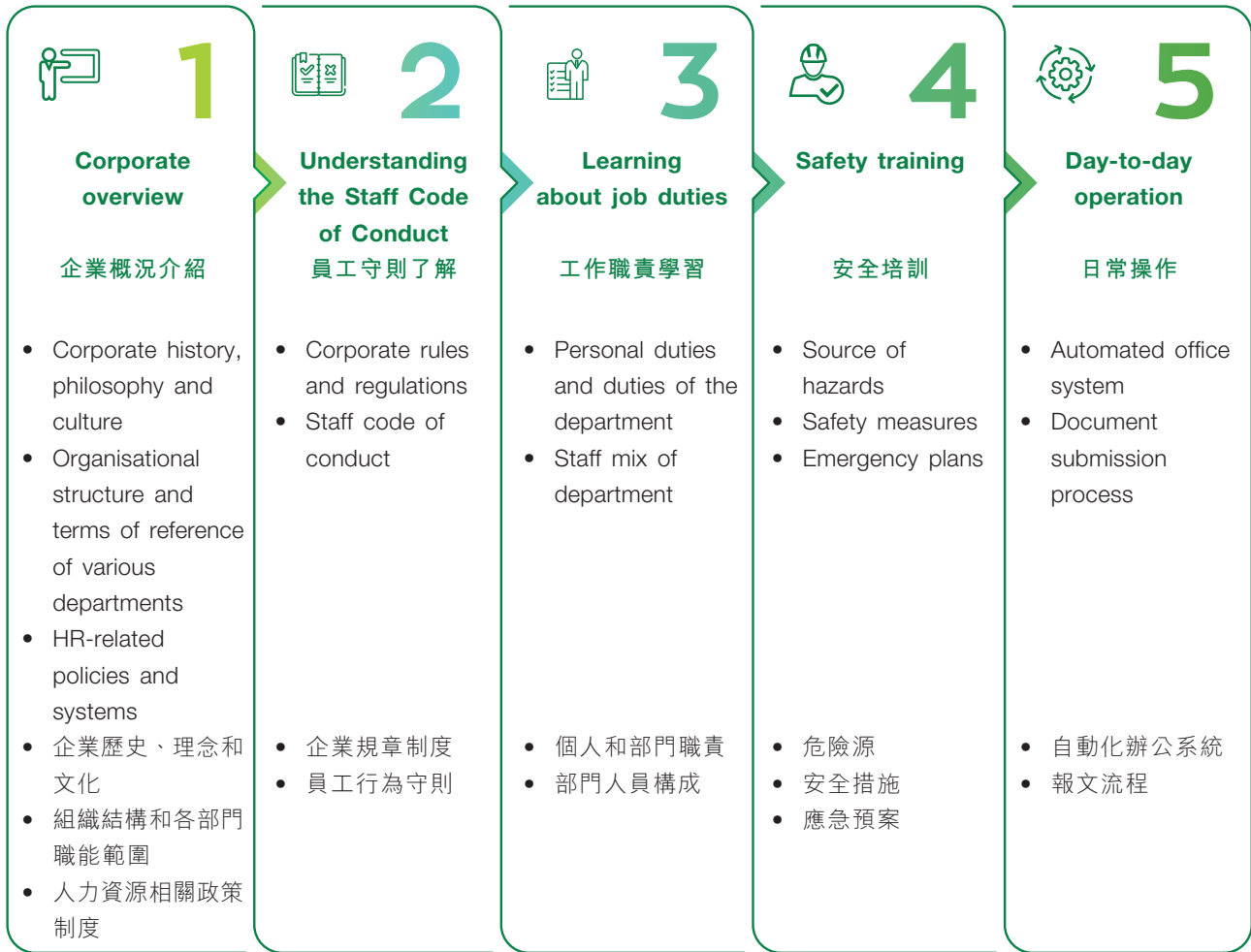
本集團致力為員工提供各種各樣的學習和培訓機會，以協助其在職業生涯中進一步提升。本集團於《ESG政策》及《員工手冊》中承諾向管理層與員工提供與工作相關的訓練課程和提供足夠進修援助。有鑒於此，本集團在實際運營中積極投放資源，透過拓展培訓、全系統工程建設制度及技能培訓、危廢行業發展培訓、安全生產培訓、人力資源系統操作培訓等工作，有效傳遞行業及專業知識，從而提高員工技能並挖掘員工潛力。

新入職員工需根據《員工手冊》參與崗前培訓。培訓目的是協助新員工初步了解本集團基本情況和制度要求，以及培養基本工作技能。培訓內容主要涵蓋5大範疇。



5 major areas for new staff training

新員工5大培訓範疇



The Group is well aware that expertise could only be acquired by staff through time. Hence, we are actively engaged in the arrangement of training for back-up management personnel and the building of technical teams. Regulatory documents such as “Measures for the Administration of Back-up Officers”, “Administrative Measures for the Assessment and Appointment of Positions Requiring Expertise” and “Administrative Measures for Professional Qualifications and Titles for Expertise” have provided guidance and assurance for the Group’s actions in this connection.

## IDENTIFYING SAFETY RISKS AND FOSTERING WORKPLACE SAFETY

The Group has undertaken to provide a safe workplace for staff and risk identification represents a priority in safety management. The Construction Works Management Department and the project management centres follow the requirements for safety inspection set out in the “Safety Management Manual” and conduct quarterly safety inspection to identify and eliminate safety hazards in a timely manner.

During the year, the project management centres for clean energy management, solid waste management, the Environmental Remediation Centre and the Construction Works Management Department completed safety and environmental inspection over 69 projects in operation or under construction or under implementation, covering control of high-risk operations, equipment management, safety labels, management of hazardous chemical items, fire prevention management, occupational health, standard operating procedures, emergency plans and safety credentials of outsourced teams. Issues identified in safety inspection were dealt with in close-loop hazard management, under which the officers in-charge of the project management centres and the Construction Works Management Department procured timely completion of rectification work by project companies to prevent the deterioration of risks and hazards.



本集團深明培育員工的專業知識需時，故積極安排後備管理人才培訓和技術人員隊伍建設。《後備幹部管理辦法》、《專業技術職務評聘管理辦法》及《職業資格和專業技術職稱管理辦法》等制度文件為本集團行動提供指引和保障。

## 識別安全風險，建立安全工作環境

本集團承諾為員工提供安全的工作環境，並以風險識別為安全管理的首要工作。工程管理部及各項目管理中心履行《安全管理手冊》對安全檢查的要求，切實開展季度安全檢查，以及時識別及消除事故隱患。

本年度，清潔能源管理、固廢管理、環境修復中心等項目管理中心和工程管理部完成共69個運營和在建籌建項目的安環檢查工作。檢查類別覆蓋高風險作業控制、設備管理、安全標示、危化品管理、消防管理、職業健康、操作規範、應急預案及外包隊伍安全資質等方面。安全檢查中發現的問題被納入隱患閉環管理，由項目管理中心和工程管理部負責人員督促項目公司及時完成整改，嚴防風險演變、隱患升級。



### Key follow-up actions after major safety inspection

#### 安全大檢查重點跟進行動



## CARE FOR PHYSICAL AND MENTAL HEALTH OF STAFF

There has been an increasing awareness of mental health issues and their impact among the public in recent years. The Group was highly concerned with the psychological well-being of its staff, and a number of training sessions on psychological health was held during the year, during which staff learned how to relieve stress.

## 關注員工身心健康

近年來，大眾對心理健康以及其影響日漸關注。本集團重視員工心理健康，於年內舉辦多次心理健康知識宣傳培訓，引導員工學習釋放精神壓力。



Title of activity 活動名稱	Stress management workshop 壓力管理工作坊	Emotions and stress management talk 情緒與壓力管理講座
Date 時間	7 May 2019 二零一九年五月七日	29 July 2019 二零一九年七月二十九日
Location 地點	Hong Kong 香港	Wuxi, Jiangsu 江蘇無錫
Main contents 主要內容	The host guided staff participants to identify internal and external sources of stress and find out how stress is affecting our body, emotions, behaviour and relationships. After helping the participants to develop a mindset for stress management, the host went on to share strategies for managing stress and relate them to real-life scenarios at work or otherwise so that participants could readily identify. Moreover, stress relief methods such as meditation and body stretching were also introduced at the workshop. 活動主持人引導員工識別內在和外壓力來源，辨別壓力如何對自己的身體、情緒、行為和人際關係產生影響。在員工建立壓力管理的思維意識後，主持人講述壓力管理的策略，並將其關聯到生活與工作的場景中，增強員工代入感。此外，活動亦教授員工冥想調息和身體舒展等減壓方法。	
Number of participants 參與人數	20 20人	80 80人

Moreover, the Group has arranged nutrition workshops and invited professional nutritionists to give dietary advice to staff and tips on improving high blood pressure, high blood sugar and high cholesterol. Stress management workshops have also been organised, with coaches teaching stretching exercises to staff for the relief of muscular fatigue caused by work.

此外，本集團亦安排營養工作坊，由專業的營養師指導員工注意飲食的重點及如何改善三高，以及透過壓力管理工作坊的導師教導員工如何以伸展活動來減低工作產生的肌肉勞損。





## HEARTWARMING CARE FOR STAFF AND SUPPORT FOR WOMEN'S DEVELOPMENT

As their business expands, many enterprises have come to realise that staff teams featuring diversity in gender, age, nationality and religion are often superior in creativity. Operating in an industry traditionally dominated by men, the Group is engaged in an ongoing effort to build a workforce with gender diversity and ensures that female staff are sufficiently cared for in terms of holidays and leaves, workplace, learning and group activities, so that they could develop their talents to the fullest through work and lead a fulfilling life.



## 情暖員工，支持女性發展

許多企業隨著業務擴展，愈發現性別、年齡、國籍和宗教多元化的工作團隊更具創造力。作為傳統以男性員工為主的行業，本集團持續構建性別多元化的員工隊伍，並確保在假期福利、工作環境、學習成長和集體活動等方面給予女性員工重點關懷，讓她們能夠在工作中充分發展才能，實現人生價值。



### Holidays and leaves 假期福利



### Workplace 工作環境



### Learning 學習成長



### Group activities 集體活動

- Adequate maternity leave provided to pregnant staff in accordance with laws and regulations and leaves for pre-natal body check and post-natal breastfeeding leaves, plus assurances that career development and remuneration will not be affected.
- A whistleblowing mechanism and channels for communication with the CEO have been established, through which staff could report issues relating to discrimination and harassment or other forms of inequality.
- Learning opportunities and promotion mechanism are based on staff performance and ability with no differentiation between the genders and all processes are fair, impartial and open.
- Special programmes for Women's Day.
- 根據法律法規給予懷孕員工充足的產假，以及為產前檢查、產後哺乳等提供假期，並保證其職業發展和薪酬不會因此受影響。
- 設有舉報機制和行政總裁信息溝通等渠道。員工可以透過這些渠道反饋工作中與歧視、騷擾或不平等有關的問題。
- 學習機會和晉升機制以員工的業績與能力為基準，不會因性別而有所差異，保證公平、公正和公開。
- 舉辦婦女節特別活動。



“As a female staff, the greatest challenge is to find a way to balance the requirements of work and the needs of family. When job responsibilities clash with family ones, we need more than ever to plan our time in a reasonable manner, and help from our Company and colleagues are very important in this regard. The Company has always been taking care of the family needs of staff. We may request leaves in the event of urgent family business requiring our attention. Our colleagues would also provide support and assistance by taking up some of our duties.

We believe that a diverse and inclusive workplace environment is beneficial to the Company's development, and we suggest the Company to engage in further discussions with staff in respect of the direction of its strategic development, so as to facilitate a work culture with greater inclusivity.”

A summary of comments furnished by the female management personnel of the Administration and HR Department, Internal Audit Department and Construction Works Management Department

## WORKING IN UNITED EFFORT TO FOSTER TEAM COOPERATION

Team cooperation is essential to the day-to-day work of our staff and an extremely crucial factor for improvements in internal efficiency and attainment of goals. With a strong emphasis on fostering an ambience for cooperation, the Group has been actively launching team-building initiatives, such that there could be more communication among employees under relaxed settings and team cohesion could be strengthened.

In 2019, the Group Head Office organised 3 team-building activities. The winter session entitled “Walk for the Environment with Warm Compassion at Winter Solstice” was held in Dongguan, Guangdong in December. Led by Mr. Qian Xiaodong, Chief Executive Officer and Executive Director, over 40 staff members from the Mainland and Hong Kong offices and their families completed a hike featuring fruit picking, group games and a wild cooking contest. The participants benefited from relaxed moods and stronger physical fitness in the outdoors, while enhancing mutual trust and team dynamics through the games.



「作為女性員工，最大的挑戰是平衡工作和家庭的需要。當工作和家庭責任發生衝突時，我們更需要合理規劃時間，以及公司和同事的協助亦很重要。公司一直關顧員工的家庭需要；如家庭發生突發事件，員工可申請休假，以便處理家庭事件。同事們亦會提供支持 and 援助，分擔工作。」

我們認為多元及包容的工作環境有利於促進公司發展，建議公司能就戰略發展方向與員工多做交流溝通，促進更包容的工作氛圍。」

— 行政及人力資源部、內部審計部及工程管理部  
女性管理員工意見匯總

## 同心聚力，促進團隊合作

團隊合作是員工日常工作必不可少的環節，也對企業提升內部效能及實現目標極為重要。本集團重視創造合作氛圍，積極開展團隊建設活動，令員工在輕鬆的環境中增加溝通，並加強團隊凝聚力。

二零一九年，本集團總部辦公室共舉辦3次團建活動。其中，以「暖暖冬至情·綠色環保行」為主題的十二月冬季團建活動在廣東東莞開展。行政總裁兼執行董事錢曉東先生率領中港兩地逾40名員工和家屬，完成徒步登山、採摘水果、分組遊戲及柴火煮飯大比拼等活動。參與者不僅於戶外放鬆了心情，增強身體素質，亦在遊戲過程中增加了對彼此的信任，提升團體協作精神和能力。

## LAUNCHING SPECIALISED TRAINING TO ENHANCE THE BUILDING OF TALENT TEAMS

To improve its talent pool, the Group has committed active effort to the selection and training of back-up talents, preparing them for succession to management positions in the future so as to ensure the stable development of the Company. The Group's Administration and HR Department organised a four-day training programme in Nanjing from 11th to 14th November 2019. Apart from the back-up officers, the 53 participants also included members of functional departments, command centre management and general managers and deputy general managers of project companies.

During the four-day training programme, lecturers introduced staff participants to professional knowledge and cases in communication skills, financial and HR management, enabling them to deepen their understanding of the Group's business segments and enhance their general management ability. The post-programme group discussions and course seminar allowed discussions of ideas learned among the groups, facilitating interaction and the proposition of new ideas for a broader vision.

## 開展專項培訓，助力人才隊伍建設

為完善人才儲備，本集團積極選拔及培養後備人才，扶助他們日後出任管理職位，帶領企業穩步發展。本集團行政和人力資源部於二零一九年十一月十一日至十四日於南京策劃了為期4天的培訓活動，除後備幹部外，對象亦包括綠色環保職能部門、指揮部管理人員，項目公司總經理、副總經理等共53人。

在為期4天的培訓課程中，講師為員工們講解了有關溝通技巧、財務及人力管理等方面的專業知識和具體案例，讓參與者對本集團各業務模塊加深認知，提升綜合管理能力。課程後的分組總結與課程研討也令每個小組互相討論及展示所學，引發互動及提出新觀點，拓展彼此的視野。





Timeframe 時間	Contents 內容
	<p>Preliminary</p> <ul style="list-style-type: none"> <li>• Research on training needs and design of training plans A questionnaire was designed based on targets for training to gauge training needs in 6 areas, namely, management communication, risk management, environmental safety management, financial management, HR management, market development and corporate copywriting. Findings of the questionnaire indicate that: among 169 respondents, 123 voiced the need for training in management communication, 94 for financial management and 89 for HR management. As these 3 areas are the most prominent in terms of training needs, the direction of training programme was confirmed accordingly.</li> </ul>
<p>前期</p>	<ul style="list-style-type: none"> <li>• 進行培訓需求調研，設計培訓方案 根據培訓對象及目標設計問卷調查，統計包含管理溝通、風險管理、環境安全管理、財務管理、人力資源管理、市場拓展、企業公文寫作6個維度的培訓需求，結果顯示：在169名調查者中，123名提出管理溝通類培訓需求，94名提出財務管理培訓需求，89名提出人力資源管理培訓需求，三者為所有維度中最突出的培訓需求，據此確定本次培訓方向。</li> </ul>
	<p>Day 1</p> <ul style="list-style-type: none"> <li>• Corporate culture and development strategy</li> <li>• Procurement laws and regulations</li> <li>• Key financial indicators and taxation policy</li> <li>• Project safety and environmental management</li> </ul> <p>第一天</p> <ul style="list-style-type: none"> <li>• 企業文化及發展戰略</li> <li>• 採購法律及法規</li> <li>• 關鍵財務指標及稅務政策</li> <li>• 項目安全與環境管理</li> </ul>
	<p>Day 2</p> <ul style="list-style-type: none"> <li>• Enhancement of management skills and efficiency in communication Drawing on target management theories and communication theories, the lectures focused on how managers should define and attain goals and how different departments can communicate and coordinate effectively.</li> </ul> <p>第二天</p> <ul style="list-style-type: none"> <li>• 管理技能提升及高效溝通 根據目標管理理論和溝通理論，講授管理者應如何設定和完成目標，以及有效進行跨部門溝通協作。</li> </ul>
	<p>Day 3</p> <ul style="list-style-type: none"> <li>• Financial management Introducing non-financial staff to skills for understanding financial statements, exercising operating cost control and formulating reasonable budgets.</li> </ul> <p>第三天</p> <ul style="list-style-type: none"> <li>• 財務管理 向非財務人員介紹解讀財務報表、控制公司運營成本及合理制定預算的技巧。</li> </ul>
	<p>Day 4</p> <ul style="list-style-type: none"> <li>• HR management Focused on the “selection and training of talents”, the session explained how an accurate understanding of the current status of our talent teams can be acquired through the use of talent stock-taking tools, and how target-specific talent selection and training programmes should be designed and implemented.</li> </ul> <p>第四天</p> <ul style="list-style-type: none"> <li>• 人力資源管理 以「選才」和「育才」為重點，闡述如何通過人才盤點工具準確瞭解自身人才隊伍現狀，針對性設計並開展人才選用及培養計劃。</li> </ul>
	<p>Post-programme</p> <ul style="list-style-type: none"> <li>• To enquire about how well the course arrangements have matched the needs of learners, the Administration and HR Department conducted an evaluation after the conclusion of the programme. Response to the evaluation indicated that the ratings for training effects and lecturer assessment were above 9 (out of 10). Based on the general response of participating staff, the training programme was very effective and expected goals were achieved.</li> </ul> <p>結束後</p> <ul style="list-style-type: none"> <li>• 為了解課程安排與學員需求的契合程度，行政和人力資源部於課程結束後進行評估調查。結果顯示，培訓效果及講師評估的評分均達9分以上（10分為滿分）。從員工的綜合評價可見，培訓效果良好，達到預期目標。</li> </ul>

The evaluation has also collected learners' suggestions regarding future training, which will be meticulously studied by the Administration and HR Department with a view to enhancing the Group's talent training and management.

是次調查亦收集了學員對日後培訓的意見，行政和人力資源部將認真研究，提升本集團的人才培養及管理。



**Learners' feedback**

**學員意見**

**Response of the Group**

**集團回應**

Course contents could be in closer tandem with our actual duties, and more spectacular cases and practical aspects could be shared.

希望課程內容貼合度更高，結合我們的工作實際分享更多精彩的案例及實戰內容。

A database for training materials could be established and learners' personal cases and strategies taught could be filed by category to avoid repetitions.

建議建立培訓素材庫，分專業收集學員個人實例和講師策略，規避學員間的同質性問題。

Learning materials could be provided prior to the training sessions for preparatory previews.

希望培訓前可以為我們提供更多學習資料，便於我們提前預習相關學習內容。

The training session was packed with lectures covering a range of subjects and the schedule for the training sessions was tight. In the future, we will take into account the actual job duties of different learners and provide learners with more time for practice, so that the lecturers could cover more cases and practical aspects to complement the theories. The Q&A session will also be substantiated to enhance the efficiency and quality of training.

是次培訓活動安排了豐富的講習內容，涉及多門專業課程，活動時間稍顯緊張，未來我們將充分結合不同學員的業務實際，給予學員更充裕的實踐時間，以便講師結合理論分享更多案例和實戰內容，亦將充實講師答疑環節，提升培訓的效率和品質。

To increase the effect and outreach of training, we will tape the next training sessions and upload the videos to the Company's internal website. The entire training course will also be recorded in writing by designated personnel and a Q&A database will be compiled after the conclusion of the sessions for other employees' reference. In this way, repetitions will be avoided, while the effect of training will be extended.

為了擴大培訓活動的影響力和影響範圍，我們將在下次培訓活動中錄製授課視頻並上載至公司內部網站，同時安排專人記錄培訓過程，於活動結束後編製問題和答題庫供其他員工參考，避免同質性問題出現的同時延伸培訓效果。

In future training sessions, we will prepare handout notes ahead of the lectures and draft pre-lecture questions for learners' reflection, so that learners can make full use of the training hours.

針對將來的培訓活動，我們將提前為學員準備學習講義，並設置前置問題供學員課前思考，使學員充分利用培訓課程時間。

## ANNUAL PERFORMANCE AT A GLANCE

### *Safety and health*

The Group considers the provision of quality workplaces and the protection of the safety and health of staff, contractors, sub-contractors, relevant third parties and the communities where it operates a matter of unquestionable responsibility on its part. To monitor and assess its performance in safety, the Group maintains statistics on safety and health data, such as work-related injuries cases, work-related injury rate and lost days due to work injury, on an ongoing basis.

The Group diligently completed the investigation, treatment and compensation arrangements in respect of all incidents of work-related injuries or fatalities during the Reporting Year. Meanwhile, the Group actively commenced inspection on safety hazards and identified impact by objects, harm by vehicles, fall from height, electric shock, poisoning, dust and noise as the common forms of work injuries and occupational health hazards. Safety training for the workers has been enhanced to reduce the risk of recurring accidents.

For detailed safety and health statistics, please refer to the section headed “KPI Overview” in this Report.

### *HR structure*

The Group’s workforce has been expanding in tandem with its ongoing business and market expansion. As at the end of 2019, the Group’s total staff headcount was 3,315, comprising 2,590 male employees and 725 female employees, most of which (99.43%) were based in Mainland China. The Group attaches great importance to the nurturing of local talents and support for female staff development, striving to build a management team with diverse backgrounds while bringing the strengths of a localised management into full play.

## 年度表現一覽

### *安全與健康*

提供優質的職場環境，保障員工、承包商、分包商和相關第三方，以及所在社區的安全與健康，本集團責無旁貸。為監察和評估安全表現，本集團持續統計工傷個案、工傷率及工傷引致損失工作日數等安全與健康數據。

針對所有因工受傷或死亡的事件，本集團以認真負責的態度於報告年度內完成事故調查、治療及賠償事項的安排工作。同時，本集團積極開展安全隱患排查，識別物體打擊、車輛傷害、高處墜落、觸電、中毒、粉塵、噪聲等常見工傷及職業病隱患，加強工作者安全培訓，致力降低意外再次發生的風險。

詳細安全與健康數據統計請參閱本報告「關鍵績效指標總覽」章節。

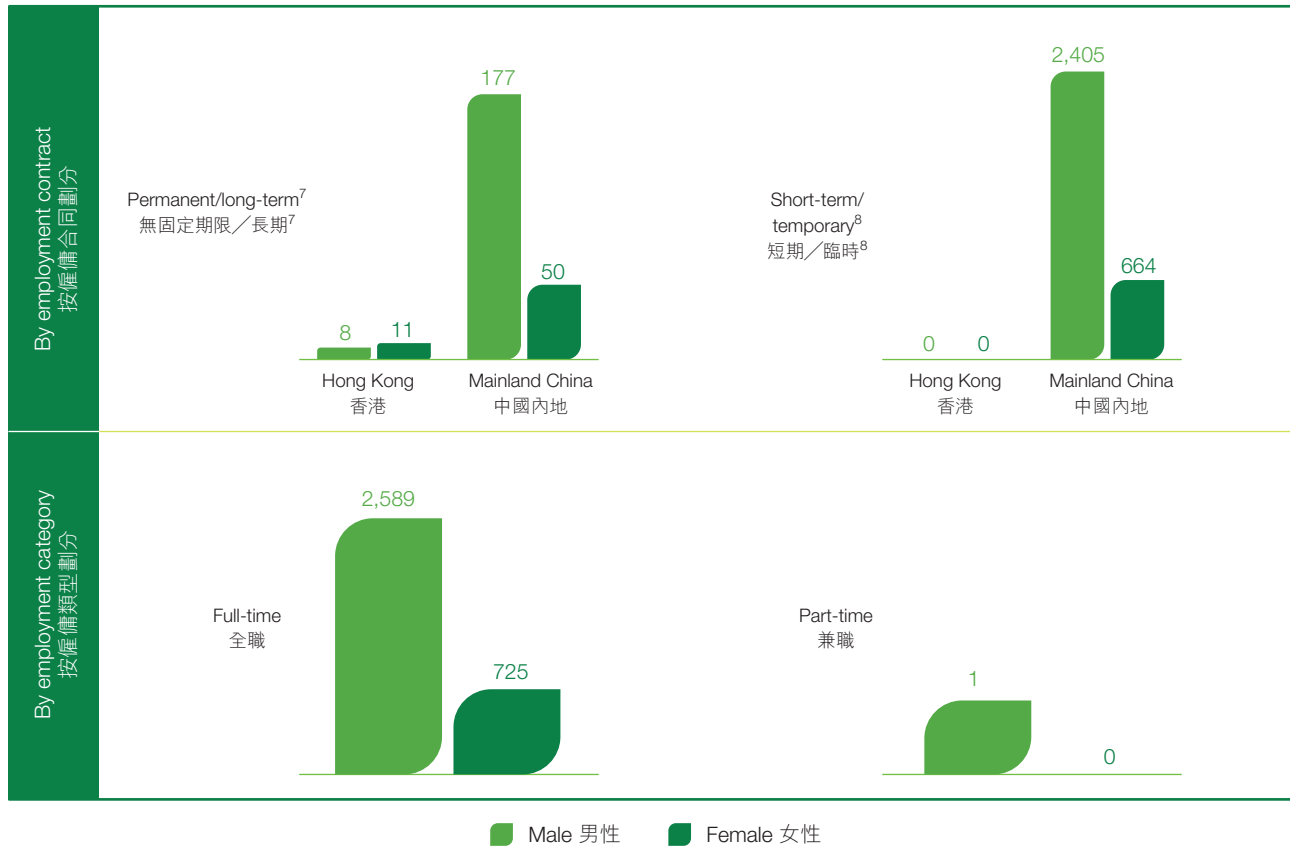
### *人力資源結構*

隨著業務和市場的不斷拓展，本集團的員工隊伍亦日益壯大。截至二零一九年年底，本集團員工總數為3,315人，其中男性2,590人，女性725人，大部分員工(99.43%)於中國內地工作。本集團重視培養本地人才和支持女性員工發展，在發揮本地化管理優勢的同時，努力打造多元化的管理隊伍。



Distribution of contract types

合約類型分佈



Percentage of female staff and female management personnel

女性員工與女性管理人員數量情況

		2019 二零一九年	2018 二零一八年	2017 二零一七年
Percentage of female staff	女性員工百分比	<b>21.87%</b>	20.83%	20.27%
Female middle management as a percentage of all middle management personnel <sup>9</sup>	女性中層管理人員 <sup>9</sup> 佔該職級員工百分比	<b>12.96%</b>	18.07%	16.06%
Female senior management as a percentage of all senior management personnel <sup>10</sup>	女性高級管理人員 <sup>10</sup> 佔該職級員工百分比	<b>10.06%</b>	4.55%	6.45%
Female management as a percentage of all management personnel	女性管理人員佔該職級員工百分比	<b>12.03%</b>	15.24%	14.06%

<sup>7</sup> Comprising staff with an employment contract of more than 3 years.  
<sup>8</sup> Comprising staff with an employment contract of 3 years or less, as well as temporary staff such as interns, consultants and staff under dispatch arrangements.  
<sup>9</sup> Including assistant to general manager and deputy general manager.  
<sup>10</sup> Including the general manager/management personnel at chief command grade or above.

<sup>7</sup> 包括3年制以上勞動合同員工。  
<sup>8</sup> 包括3年制及以下勞工合同員工，以及實習生、顧問和派遣制人員等臨時員工。  
<sup>9</sup> 包括總經理助理和副總經理。  
<sup>10</sup> 包括總經理/總指揮級別及以上管理人員。

Percentage of local<sup>11</sup> staff and local management personnel本地<sup>11</sup>員工與本地管理人員數量情況

		2019 二零一九年	2018 二零一八年	2017 二零一七年
Percentage of local staff	本地員工百分比	71.25%	68.32%	70.75%
Local middle-level management as a percentage of all middle management personnel <sup>9</sup>	本地中層管理人員 <sup>9</sup> 佔該職級員工百分比	59.52%	51.00%	54.08%
Local senior management as a percentage of all senior management personnel <sup>10</sup>	本地高級管理人員 <sup>10</sup> 佔該職級員工百分比	39.11%	53.03%	52.69%
Percentage of local management as a percentage of all management personnel	本地管理人員佔該職級員工百分比	52.96%	51.43%	53.79%

The Group actively recruits domestic and international talents through professional staff recruitment agencies and tertiary colleges to ensure the continuity of its operations and innovative development. During the Reporting Year, the Group hired 1,233 new employees, accounting for 37.19% of its total staff headcount, while 429 employees left the Company, representing a staff turnover rate of 12.94%. In comparison with 2018, the new staff rate was lowered by 3.83%, while the staff turnover rate increased by 2.41%.

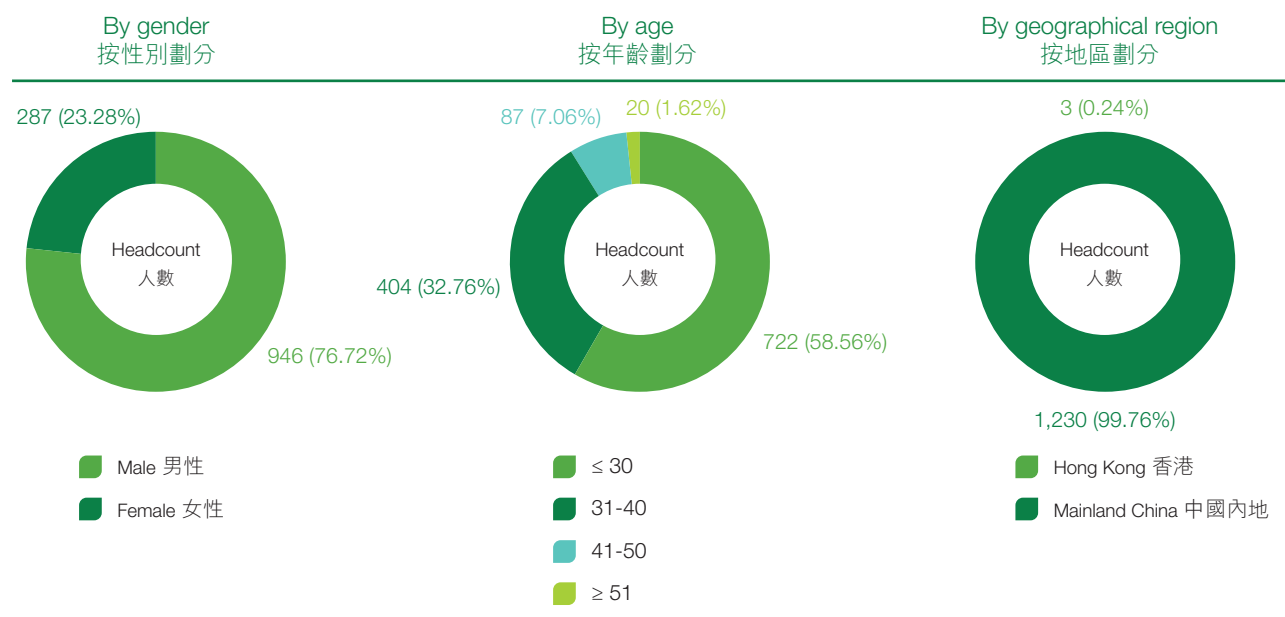
本集團透過與專業的人才招聘機構和高等院校合作，積極引進國內外人才，以保障業務的持續運作和創新發展。報告年度內，本集團新進員工1,233人，佔總員工人數的37.19%；流失員工429人，員工流失率為12.94%。與二零一八年相比，新進員工率降低3.83%，流失員工率上升2.41%。

<sup>11</sup> Staff whose are registered residents of provinces where the operations hiring them are located.

<sup>11</sup> 指戶籍所在地與其受聘營運點省份相同的員工。

## New staff headcount

## 新進員工人數



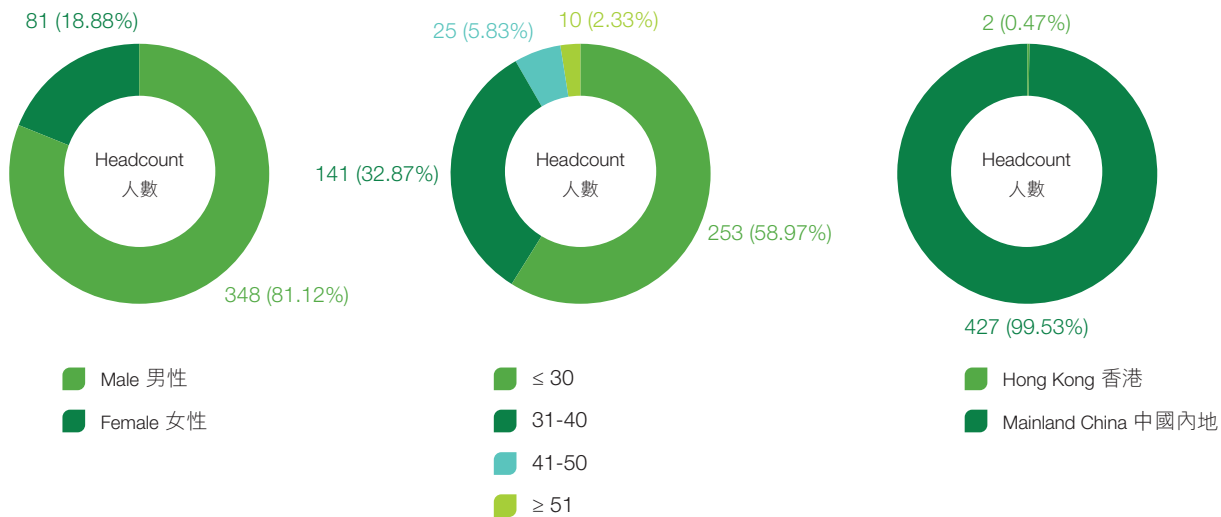
Staff turnover headcount

員工流失人數

By gender  
按性別劃分

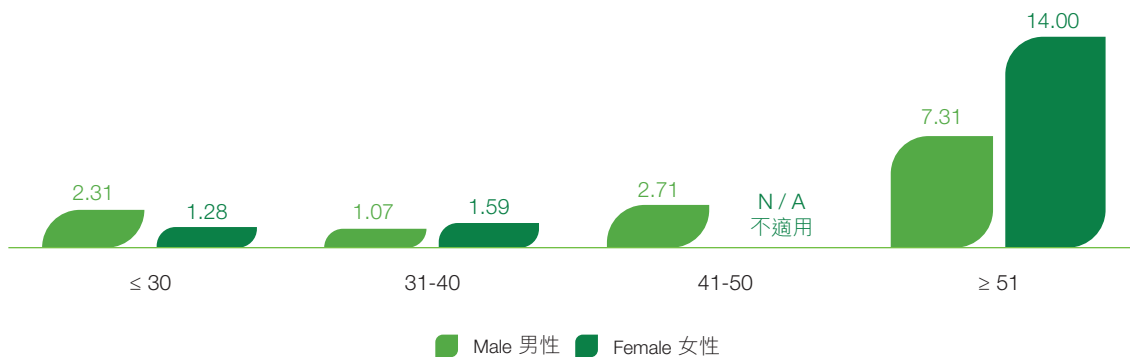
By age  
按年齡劃分

By geographical region  
按地區劃分



Average length of tenure of departed staff (by age)

員工流失平均服務年期 (按年齡劃分)





*Assurance through remuneration packages*

To protect the value of staff work and to motivate staff passion for co-development with the company, the Group has provided competitive remuneration packages tailored to different locations to ensure that the levels of staff remuneration at all locations of operation are higher than the respective average local levels.

## 薪酬福利保障

為保障員工工作價值，並激發員工與公司共同發展的熱情，本集團因地制宜地提供具競爭力的薪酬福利，保證各運營點員工的薪酬均高於地區工資水平。

**Ratios of entry level wage compared to local minimum wage at major locations of operation**

## 主要運營地點起薪水平工資與當地最低工資之比例

		<b>Ratio</b> <b>(entry level wage:</b> <b>local statutory minimum wage)</b> 比例 (起薪水平工資：當地法定最低工資)	
		<b>Male</b> 男性	<b>Female</b> 女性
Hong Kong	香港	1.73:1	1.73:1
Shenzhen, Guangdong	廣東深圳	1.36:1	1.36:1
Suzhou, Jiangsu	江蘇蘇州	1.43:1	1.43:1
Suqian, Jiangsu	江蘇宿遷	1.53:1	1.49:1
Lianyungang, Jiangsu	江蘇連雲港	1.62:1	1.62:1
Yancheng, Jiangsu	江蘇鹽城	2.05:1	2.05:1
Xinyi, Jiangsu	江蘇新沂	1.98:1	1.98:1
Changzhou, Jiangsu	江蘇常州	1.98:1	1.73:1
Huai'an, Jiangsu	江蘇淮安	1.36:1	1.49:1
Rugao, Jiangsu	江蘇如皋	1.16:1	1.24:1
Zhenjiang, Jiangsu	江蘇鎮江	2.03:1	N/A 不適用
Zibo, Shandong	山東淄博	2.09:1	2.09:1
Linyi, Shandong	山東臨沂	2.06:1	2.06:1
Suzhou, Anhui	安徽宿州	1.66:1	1.72:1
Hanshan, Anhui	安徽含山	2.10:1	1.86:1
Chuzhou, Anhui	安徽滁州	1.59:1	1.59:1
Liu'an, Anhui	安徽六安	1.75:1	1.54:1
Bengbu, Anhui	安徽蚌埠	1.94:1	1.94:1
Bozhou, Anhui	安徽亳州	2.22:1	2.22:1
Anqing, Anhui	安徽安慶	1.56:1	1.56:1
Mianzhu, Sichuan	四川綿竹	1.12:1	1.29:1
Guixi, Jiangxi	江西貴溪	1.39:1	1.39:1
Xinzhou, Shanxi	山西忻州	2.02:1	3.09:1

The Group encourages staff to put an equal emphasis on career and family and provides maternity leaves, paternity leaves and other parental leaves to staff, ensuring that the career development and remuneration of staff will not be affected by parental needs. During the Reporting Year, a total of 142 employees took parental leaves with a return to work rate<sup>12</sup> of 94.26% (male: 95.83%, female: 88.46%) and a retention rate<sup>13</sup> of 66.67% (male: 61.54%, female: 80.00%).

Moreover, the Group is deeply aware that comprehensive retirement protection represents a strong bulwark supporting staff families. In addition to participation in basic endowment insurance (average staff contribution: 8% of total salary amount, average contribution by the Group<sup>14</sup>: 13.12% total salary amount) and mandatory provident fund plans (average staff contribution: 5% of total salary amount; average contribution of the Group: 15% of total salary amount<sup>15</sup>), the Group has established a supplementary pension insurance system for domestic employees, providing for a corporate annuity equivalent to 8% of the total staff salary amount as an additional retirement benefit.

本集團鼓勵員工兼顧事業與家庭，並給予員工產假和侍产假等育兒假期，保證員工職業發展和薪酬不因育兒需要而受到影響。報告年度內，共計142名員工使用育兒假，復職率<sup>12</sup>為94.26%（男性：95.83%，女性：88.46%），留任率<sup>13</sup>為66.67%（男性：61.54%，女性：80.00%）。

此外，本集團深明健全的退休保障是員工家庭的重要後盾與支持力量。在依法參與基本養老保險（員工平均出資：工資總額8%，本集團平均出資<sup>14</sup>：工資總額13.12%）以及強積金計劃（員工平均出資：工資總額5%，本集團平均出資：工資總額15%<sup>15</sup>）的基礎上，本集團為國內員工建立補充養老保險制度，提撥員工工資總額8%的企業年金，作為額外的退休福利。

### Percentage of staff eligible for retirement

### 合資格退休的員工百分比

	Staff category 員工類別	Within 5 years 5年內	Within 10 years 10年內
Hong Kong 香港	Senior management 高級管理人員	0.00%	16.67%
	Middle management 中層管理人員	0.00%	0.00%
	General and technical staff 一般及技術員工	0.00%	0.00%
Mainland China 中國內地	Senior management 高級管理人員	1.16%	1.16%
	Middle management 中層管理人員	3.19%	8.24%
	General and technical staff 一般及技術員工	0.29%	0.87%

<sup>12</sup> Return to work rate = Number of staff having applied for parental leave in 2019 or before and returned to work in 2019/Number of staff having applied for parental leave in 2019 or before and scheduled to return to work in 2019 × 100%.

<sup>13</sup> Retention rate = Number of staff having been consecutively in service for one year after resuming duties in 2018/Number of staff resuming duties in 2018 × 100%.

<sup>14</sup> "The General Plan for Lowering Social Insurance Premium Rate" has been officially implemented since 1 May 2019, pursuant to which the ratio of basic endowment insurance premium payment ratio for corporate entities has been lowered. The average amount of contributions is equivalent to the monthly average of the amounts prior to and after the adjustment of the payment ratio.

<sup>15</sup> On top of statutory requirements, the Group contributes 10% of the total amount of staff salaries to the MPF plan on a voluntary basis.

<sup>12</sup> 復職率 = 二零一九年及之前申請育兒假並且已於二零一九年復職的員工人數 / 二零一九年及之前申請育兒假且應於二零一九年復職的員工人數 × 100%。

<sup>13</sup> 留任率 = 二零一八年復職後已持續工作一年的員工人數 / 二零一八年復職員工人數 × 100%。

<sup>14</sup> 《降低社會保險費率綜合方案》於二零一九年五月一日正式實施，降低企業單位基本養老保險繳費比例。平均出資為繳費比例調整前後的月均值。

<sup>15</sup> 在法定要求基礎上以員工工資總額10%進行自願供款。

## Pension Scheme

## 退休保障計劃

	Type 類型	Average percentage of staff contribution 員工平均出資百分比	Average percentage of employer's contribution 企業平均出資百分比
Basic endowment insurance 基本養老保險	Mandatory national plan 強制性國家計劃	32.49%	67.51%
Corporate supplementary pension insurance 企業補充養老保險	Voluntary plan 自願性計劃	33.33%	66.67%
The Mandatory Provident Fund of Hong Kong ("MPF") 香港強積金計劃	Mandatory local plan <sup>16</sup> 強制性地區計劃 <sup>16</sup>	25.00%	75.00%

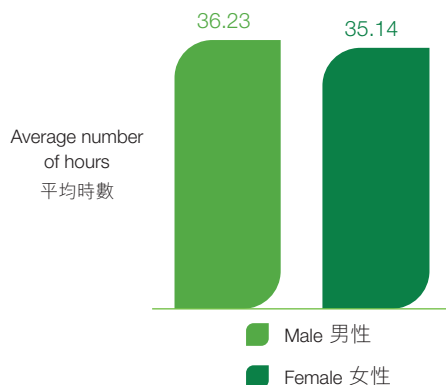
## Training and development

The Group is committed to providing staff with an open and diverse learning environment, such that staff of different grades and job natures are able to engage in career path planning and development. During the Reporting Year, the Group organised training courses in risk management and internal control, promotion and training for rules and regulations, operational training and enhancement of safety and environmental management capability, with 2,787 staff completing a total of 119,300 hours of training.

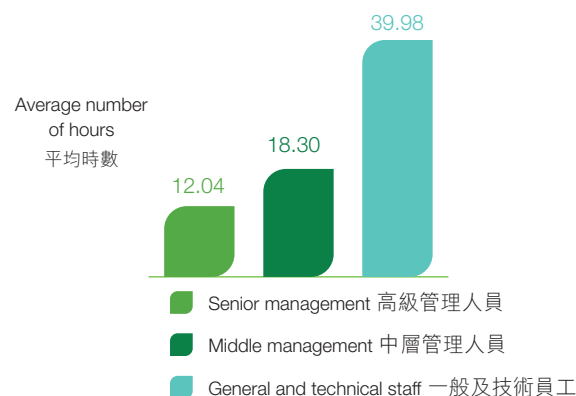
## 培訓及發展

本集團致力於提供予員工一個開放多元的學習環境，令不同職級和業務性質的員工能依其所需規劃和發展職業路徑。報告年度內，本集團開展風險管理與內部監控、制度宣貫培訓、各類操作培訓及安環管理能力提升等培訓課程，共計2,787名員工參與培訓，培訓總時數達11.93萬小時。

## Average training hours per employee

By gender  
按性別劃分

## 每名員工的平均培訓時數

By staff category  
按員工類別劃分

<sup>16</sup> On top of statutory requirements, the Group contributes 10% of the total amount of staff salaries to the MPF plan on a voluntary basis.

<sup>16</sup> 在法定要求基礎上以員工工資總額10%進行自願供款。

# Environmental

## Management

### 環境管理



# ENVIRONMENTAL MANAGEMENT

## 環境管理

With a consistent focus on green development, Everbright Greentech emphasises protection of the ecological environment throughout the entire business process from project design and construction to operation, putting the concept of energy conservation and emissions reduction into practice in its daily operations. As a provider and operator of environmental protection services, the Group has been actively involved in the innovation of environmental protection technologies, in a bid to bring more contributions to the development of sustainable communities and cities.

光大綠色環保始終堅持綠色發展，從項目設計、建造到運營注重對生態環境的保護，並踐行節能減排理念。作為環保服務的提供商和運營商，本集團積極創新環保技術，致力為可持續社區和城市的建設帶來更多貢獻。

### HIGHLIGHTS OF ANNUAL PERFORMANCE

#### 年度亮點績效



#### Enhancing ability in environmental protection services

增強環保服務能力

Green on-grid electricity generation amounted to 4,106,589 MWh, increasing by 42.9% compared to 2018, while carbon dioxide emission was 2,505,430 tonnes\* less compared to power generation using traditional fossil fuel.

綠色上網電力共計4,106,589兆瓦時，較二零一八年增加42.9%，較傳統化石燃料使用可減少二氧化碳排放2,505,430噸\*。



#### Enhancing data transparency

提高數據透明度

We subjected ourselves to government and public supervision by uploading flue gas emission and sewage discharge data of all projects in operation to government-supervised online public notification platforms on a real-time basis.

所有運營項目的煙氣和污水排放等數據均實時上傳至政府監管公示平台聯網，接受政府及公眾監督。



#### Encouraging conservation of resources

激勵資源節約行動

All project companies continued to run internal contests on “Expenditure Reduction, Efficiency Enhancement, Energy Saving and Cost Control”, while optimisation solutions suited to the companies were developed covering aspects such as electricity conservation and eco-friendly consumables.

所有項目公司繼續開展「比節支節流、比開源增效、比能耗下降、比成本降低」的內部競賽，並建立適用於各公司的優化方案，覆蓋節約用電和環保耗材等方面。



#### Awards

獲獎情況

“BOCHK Corporate Environmental Leadership Awards 2018 (Belt and Road Environmental Leadership Recognition Award)”, the title of “EcoPartner” and the certificate of “EcoChallenger” from the Federation of Hong Kong Industries and Bank of China (Hong Kong).

香港工業總會及中國銀行(香港)－「中銀香港企業環保領先大獎2018(一帶一路環保領先嘉許獎)」、「環保傑出夥伴」及「環保優秀企業」。

\* Calculated on the basis of average emission factors of nationwide power grids in 2015.

\* 根據二零一五年全國電網平均排放因子計算。

## ENVIRONMENTAL MANAGEMENT MECHANISM

The Group continued to improve its ESHS management system with a special emphasis on the development of organisations and institutions for environmental management and environmental risk control, complemented by the provision of relevant education and training to assure the stable operation of its environmental protection facilities.

## 環境管理機制

本集團持續完善ESHS管理體系，重視環境管理組織和制度建設，控制環境風險管控，並提供相關教育培訓，以保障環保設施的穩定運行。



### Organisational assurance 組織保障

- Environmental task forces headed by the general manager have been established at all project companies to oversee the environmental initiatives of the companies.  
各項目公司成立以總經理為首的環境工作小組，領導公司環保工作。
- The environmental responsibilities of functional departments, including the Safety and Environmental Management Department, Production Operations Department and Production Technology Department, Administration Department and Finance Department, have been expressly stipulated to facilitate the general implementation of environmental protection management.  
明確各職能部門，包括安全環境管理部、生產運行部及生產技術部、行政部以及財務部的環保職責，以全面開展環境保護管理工作。



### Policy development 制度建設

- Regulatory documents such as the “Environmental Protection and Social Responsibility Management Standards”, “Environmental Monitoring and Testing Management Standards”, “Atmospheric Pollutant Emission Management Standards”, “Water Pollutant Emission Management Standards” and “Solid Waste Management Standards” have been formulated to regulate environmental protection on all fronts.  
設有《環境保護和社會責任管理標準》、《環境監測管理標準》、《大氣污染物排放管理標準》、《水污染物排放管理標準》及《固體廢棄物管理標準》等制度文件，從多方面規範環保工作。
- During the Reporting Year, 10 Management Standards, including the “Open to the Public Management Standards (Trial)”, “Hazardous Waste Incineration Project — General Emergency Plan for Environmental Accidents (Template)” and “Hazardous Waste Landfill Project — General Emergency Plan for Environmental Accidents (Template)”, among others, were drafted and published for more rigorous guidance.  
報告年度內編發《公眾開放活動管理標準(試行)》、《危廢焚燒項目綜合突發環境事件應急預案(範本)》及《危廢填埋項目綜合突發環境事件應急預案(範本)》等10項管理標準，加強指導。



Risk control  
風險管控

- Dedicated environmental protection inspectors have been instituted at all project companies to conduct at least two rounds of inspection daily in respect of exhaust gas, sewage, solid waste and noise.  
各項目公司設立專職環保監察人員，對廢氣、污水、固廢和噪聲等開展每天不少於兩次的巡查。
- All business divisions have formulated the “Emergency Plan and Contingency Programme for Acute Environmental Pollution” to help minimise environmental pollution hazards caused by contingencies.  
各業務分部均已制定《突發性環境污染應急預案及緊急應變計劃》，最大限度降低突發事件導致的環境污染危害。
- Emergency drills are being held on a regular basis to enhance the ability to handle accidents and emergencies and related rescue tasks.  
定期開展應急演練，提高事故應急處理和救援能力。



Environmental protection training  
環保培訓

- Environmental management, energy conservation and emissions reduction and environmental protection policies and laws have been incorporated into staff training programmes. The principal mode of training includes internal on-site training and participation in training provided by the third parties.  
將環境管理、節能減排，以及環保政策法規等納入員工培訓計劃。培訓主要方式包括內部現場培訓和委派參與外部培訓。



Performance appraisal  
績效考核

- The procedures and benchmarks for the environmental performance appraisal of responsible departments and personnel have been expressly stipulated to bring into play an appraisal mechanism that emphasises penalties as well as rewards.  
明確責任部門和人員的環保績效考核程序和考核指標，發揮重獎重罰的考核機制作用。

## GREEN OPERATIONS SCHEME


Guided by its “ESG Policy” with the support of a range of specific management standards, Everbright Greentech has been engaged in proactive management of various environmental issues, in an effort to reduce pollutants, conserve resources and address the impact of climate change.

## 綠色運營方案


光大綠色環保以《ESG政策》為指導，配合一系列有針對性的管理標準，積極開展對各項環境議題的管理工作，致力減少污染物、節約資源以及應對氣候變化。

<b>Environmental issues</b> 環境議題	<b>Materiality</b> 重要性	<b>Management solutions</b> 管理方案	<b>Future plans</b> 未來計劃
<p><b>Prevention and treatment of pollution</b> 防治污染</p>  <p>Sewage treatment 污水處理</p>	<p>Sewage and leachate generated from hazardous waste treatment might contain toxic chemical substances such as mercury, lead and zinc 2+. In the absence of proper treatment, these substances will pollute the water body system and the land and endanger human and other biological life forms.</p> <p>危廢處置所產生的廢水及滲濾液可能包含水銀、鉛和二價鋅離子等有害化學物質。如不當處理，會污染水體系統和土地，以及危害人類和其他生物生命。</p>	<ul style="list-style-type: none"> <li>• Installation of a leachate and household sewage processing system. Reuse of processed sewage as supplementary recycled water for the projects.</li> <li>• 自設滲濾液和生活污水處理系統。處理後的污水重用作為項目循環補充水。</li> </ul>	<ul style="list-style-type: none"> <li>• Ongoing enhancement of our sewage treatment process to reduce potential pollutants.</li> <li>• 持續提升污水處理工藝，減少潛在污染物。</li> </ul>




Environmental issues 環境議題	Materiality 重要性	Management solutions 管理方案	Future plans 未來計劃
 <p>Waste disposal 廢棄物處理</p>	<p>Driven by urbanisation and population growth, global waste generation has been growing at a rapid pace, putting land, river courses and ecological systems under pressure.</p> <p>Failure to collect waste and the lack of proper waste treatment will result in a material impact on health and the environment, especially in the case of toxic waste, such as fly ash, bottom ash and waste activated carbon generated by the Group's projects in operation.</p>	<ul style="list-style-type: none"> <li>• Priority given to the recycling and reuse of waste or conversion to energy. For example, bottom ash generated by integrated biomass utilisation projects are used in the production of bricks and becomes a source of revenue.</li> <li>• Waste recycling is being promoted at project sites, offices and staff quarters, where waste paper, plastics, metal, glass and electronic products are collected for recycling.</li> <li>• Fly ash and bottom ash generated from refuse incineration are chelated and solidified through chelating agents until they meet the "Standard for Pollution Control on the Landfill Site of Municipal Solid Waste" (GB16889-2008), after which they are delivered to landfill sites to be buried separately, or to hazardous waste landfills for safe burial to prevent secondary pollution.</li> <li>• 優先考慮將廢棄物循環再造、重用或轉化為能源。例如，將生物質綜合利用項目所產生的爐渣進行製磚，成為收入來源之一。</li> <li>• 項目場地、辦公室和員工宿舍推廣垃圾回收，類別包括紙張、塑料、金屬、玻璃及電子產品等。</li> <li>• 垃圾焚燒所產生的飛灰和爐渣經整合劑整合固化滿足「生活垃圾填埋場污染控制標準」(GB16889-2008)後，送往垃圾填埋場單獨分區填埋，或進入危廢填埋場進行安全填埋，杜絕二次污染。</li> </ul>	<ul style="list-style-type: none"> <li>• Development and formulation of the Group's waste management policy to provide guidance for approaches to waste reduction.</li> <li>• Identifying important waste types and areas for improvement based on measurable results to provide a basis for goal setting in future.</li> <li>• 研究制定本集團廢棄物管理政策，為減廢方法提供指引。</li> <li>• 根據量化結果，識別重要的廢棄物種類和需要改善的範疇，為日後訂立目標打下基礎。</li> </ul>
	<p>隨著城市化和人口增長的推動，全球垃圾產生量極速增長，為土地、河道和生態系統帶來壓力。</p>		
	<p>不收集和妥善處理廢棄物會對健康和環境帶來嚴重影響，尤其當該廢棄物為有害廢棄物，如本集團項目運營所產生的飛灰、爐渣和廢活性炭等。</p>		

<b>Environmental issues</b> 環境議題	<b>Materiality</b> 重要性	<b>Management solutions</b> 管理方案	<b>Future plans</b> 未來計劃
<div data-bbox="129 448 236 523" data-label="Image"> </div> <p data-bbox="129 541 371 603">Control of air pollution 空氣污染控制</p>	<p data-bbox="400 454 719 756">Air pollution has become a grave issue affecting China's economic development and national health. Accordingly, the government has formulated a range of measures for the prevention and treatment of atmospheric pollution.</p> <p data-bbox="400 799 719 1274">Operation of the Group's projects involves biomass and waste incineration which would generate air pollutants subject to control under national laws and regulations, such as sulphur dioxide, nitrogen oxides and dioxin. The lack of proper treatment will result in excessive emissions which will have a material impact on the environment and people's health.</p> <p data-bbox="400 1489 719 1655">空氣污染已成為影響中國經濟發展和居民健康的一個重要問題。因此政府已經制定了一系列措施，實施大氣污染防治行動。</p> <p data-bbox="400 1698 719 1936">本集團項目運營涉及到生物質和垃圾焚燒，產生二氧化硫、氮氧化物和二噁英等受國家法律及規例規管的大氣污染物。如處置不當導致超標排放，會對環境和居民健康造成極大影響。</p>	<ul data-bbox="751 454 1054 2000" style="list-style-type: none"> <li>• Adopting rigorous operating procedures and conducting frequent inspections to effectively control emissions of air pollutants by projects and ensure compliance with emissions limits set out in the "Emission Standard of Air Pollutants for Thermal Power Plants" (GB13223-2011) and "Standard for Pollution Control on the Municipal Solid Waste Incineration" (GB18485-2014).</li> <li>• Development and application of innovative technologies (for example: the optimisation of technologies such as low nitrogen combustion, flue gas recycling and denitrification by selective non-catalytic reduction) to reduce concentration of emissions on an ongoing basis.</li> <li>• 採納嚴謹的操作程序及高頻率的檢查，以有效控制項目的空氣污染物排放，保證達到《火電廠大氣污染物排放標準》(GB13223-2011)和《生活垃圾焚燒污染控制標準》(GB18485-2014)等標準的排放限制。</li> <li>• 研究並應用創新技術（如：低氮燃燒、煙氣再循環和選擇性非催化還原脫硝技術優化等）不斷降低排放濃度。</li> </ul>	<ul data-bbox="1086 454 1390 1554" style="list-style-type: none"> <li>• Setting targets and benchmarks to encourage reduction of air emissions by the projects.</li> <li>• 設立目標和指標，激勵項目減少廢氣排放。</li> </ul>

Environmental issues 環境議題	Materiality 重要性	Management solutions 管理方案	Future plans 未來計劃
<b>Conservation of resources</b> 節約資源			
 Energy conservation 節能	<p>Currently, global energy consumption is still primarily based on fossil fuel, which has a negative impact on air quality and climate change. Energy conservation is conducive to environmental protection and consistent with the Group's positioning as an eco-friendly enterprise. Furthermore, energy conservation also helps cost reduction, thereby enabling the Group to enhance its market competitiveness.</p> <p>目前全球的能源使用仍以化石燃料為主，為空氣質量和氣候變化帶來負面影響，而節能有利於環境保護，這和本集團作為環保企業的定位是一致的。其次，節能有利於企業降低成本，提升市場競爭力。</p>	<ul style="list-style-type: none"> <li>Organize internal contests on “Expenditure Reduction, Efficiency Enhancement, Energy Saving and Cost Control” at project companies.</li> <li>Promotion of the green office philosophy through the use of energy-saving LED lighting in replacement of fluorescent lights and the adoption of zonal air-conditioning and lighting.</li> <li>於項目公司全面開展「比節支節流、比開源增效、比能耗下降、比成本降低」的內部競賽。</li> <li>推行綠色辦公理念，如使用節能LED照明取代熒光燈，以及採用分區空調及照明。</li> </ul>	<ul style="list-style-type: none"> <li>Development and formulation of an energy management policy to provide guidance for sustainable energy management.</li> <li>Setting energy conservation goals by reference to historical measurements of energy consumption.</li> <li>研究制定能源管理政策，為實現可持續的能源管理提供指引。</li> <li>參考歷年能源使用量化結果，訂立節能目標。</li> </ul>

<b>Environmental issues</b> 環境議題	<b>Materiality</b> 重要性	<b>Management solutions</b> 管理方案	<b>Future plans</b> 未來計劃
 <p>Water conservation 節水</p>	<p>Water is one of the world's most valuable and important resources. The Intergovernmental Panel on Climate Change (IPCC) has estimated that temperature warming by 1 degree Celsius would result in reduction of fresh water supply for 7% of the world population.</p> <p>The shortage of water resources might have a material impact on the supply of raw materials for the Group's integrated biomass utilisation projects.</p> <p>水是世上其中一種最寶貴和重要的資源。政府間氣候變化專門委員會 (IPCC) 估計，全球氣溫每上升攝氏一度，便會導致全球百分之七的人口面臨淡水供應減少的問題。</p> <p>水資源短缺可能對本集團生物質綜合利用項目的原料供應帶來嚴重影響。</p>	<ul style="list-style-type: none"> <li>• Formation of water conservation task forces at the project companies to study ways to reduce water consumption by upgrading and adjusting the mode of operation of our processes and equipment.</li> <li>• Assignment of dedicated staff to inspect and record water usage at our locations of operation and report any dripping or leakage in a timely manner.</li> <li>• Launch of campaigns to promote water conservation and foster awareness among employees.</li> <li>• 各項目公司成立節水工作小組，研究如何通過改造和調整生產工藝和設備運營方式，達到節約用水的目的。</li> <li>• 設有專職人員對運營地點用水進行檢查和記錄，及時上報滴水、漏水等現象。</li> <li>• 開展節水宣傳活動，培養員工節水意識。</li> </ul>	<ul style="list-style-type: none"> <li>• Development and formulation of a water resource management policy to provide guidance for sustainable water resource management.</li> <li>• Setting water conservation goals by reference to historical measurements of water consumption.</li> <li>• 研究制定水資源管理政策，為實現可持續的水資源管理提供指引。</li> <li>• 參考歷年水資源使用量化結果，訂立節水目標。</li> </ul>

<b>Environmental issues</b> 環境議題	<b>Materiality</b> 重要性	<b>Management solutions</b> 管理方案	<b>Future plans</b> 未來計劃
 <p>Conservation of materials 節材</p>	<p>The consumption of materials is closely related to the generation of waste and the consumption of water resources and energy.</p> <p>物料的使用與廢棄物產生，以及水資源和能源消耗有緊密聯繫。</p>	<ul style="list-style-type: none"> <li>Tracking and recording volumes of materials used.</li> <li>Promoting items that can be used repeatedly or recycled as replacements for disposable items.</li> <li>追蹤和記錄材料用量。</li> <li>推廣使用可重複使用或回收的物品取代一次性使用物品。</li> </ul>	<ul style="list-style-type: none"> <li>Extending the application of “Eco-friendly Consumables Management Standards” to other materials to achieve process optimisation and enhance efficiency in the use of materials.</li> <li>將《環保耗材管理標準》推廣至其他材料，優化工藝，提高材料使用效率。</li> </ul>
<b>Addressing climate change</b> 應對氣候變化			
 <p>Mitigation of change 減緩變化</p>	<p>Emissions reduction targets have been set for each country under the “Paris Agreement”, aiming to control global warming during the century within 2 degrees Celsius from the level of the Industrial Revolution.</p> <p>Major enterprises have been setting targets in support of the global initiative to address the threat of climate change, such as the reduction of GHG emissions in their business operation.</p> <p>《巴黎協定》設定各國的減排目標，致力在本世紀內把全球氣溫自工業革命以來的增幅控制在攝氏2度以內。</p> <p>各大企業正設定目標以響應全球應對氣候變化威脅的行動，包括減少業務中溫室氣體的排放。</p>	<ul style="list-style-type: none"> <li>Data collection and engagement of retainer consultant to measure GHG emissions in operations.</li> <li>Lowering of GHG emissions by increasing energy efficiency through technological upgrades and innovation.</li> <li>進行數據收集，並持續委聘顧問對運營過程中的溫室氣體排放進行量度。</li> <li>通過技術改進和創新提高能源效益，降低溫室氣體排放。</li> </ul>	<ul style="list-style-type: none"> <li>Development of measures to lower emissions of major pollutant categories based on measurable results.</li> <li>Setting of goals to reduce carbon emissions.</li> <li>根據量化結果，研究降低主要排放種類排放量的措施。</li> <li>制定減碳目標。</li> </ul>

<b>Environmental issues</b> 環境議題	<b>Materiality</b> 重要性	<b>Management solutions</b> 管理方案	<b>Future plans</b> 未來計劃
 <p>Adaptation to change 適應變化</p>	<p>“The Global Risks Report 2019” continued to identify extreme weather events, natural disasters and failure to implement sufficient climate change mitigation and adaptation as the 3 foremost risks for the world.</p> <p>When shortage of water resources, fluctuation in agricultural output and weather extremities caused by climate change become increasingly frequent, the Group’s business operations, especially its integrated biomass utilisation projects and wind power projects, might be materially affected. 《2019年全球風險報告》持續將極端天氣情況、自然災害和無法緩解及適應氣候變化列為全球前3大風險。</p> <p>當氣候變化導致的水資源短缺、農作物產量波動和極端天氣越來越頻繁時，本集團的業務運營，尤其生物質綜合利用項目和風電項目，可能受到嚴重影響。</p>	<ul style="list-style-type: none"> <li>Monitoring issues and trends relating to climate change, such as those recommended by the Task Force on Climate-related Financial Disclosures (“TCFD”).</li> <li>關注氣候變化相關議題和趨勢，例如：氣候相關財務信息披露工作組（「TCFD」）的建議。</li> </ul>	<ul style="list-style-type: none"> <li>Improvement of the internal risk reporting and control system and inclusion of climate change-related risks into the system to identify and manage risks imposed by climate change on our operations and supply chain, as well as risks arising from regulatory changes.</li> <li>完善內部風險報告和控制體系，將與氣候變化相關的風險納入體系，以識別和管理氣候變化對營運和供應鏈帶來的實際風險，以及監管變化所構成的風險。</li> </ul>

In addition to the internal management described above, Everbright Greentech is also highly aware of the environmental impact of the supply chain. The Group has implemented the “Supplier Code of Conduct” which sets out, among others, requirements for suppliers to take actions in relation to pollution prevention and treatment and energy conservation and to set targets in environmental responsibility performance, with a view to encouraging suppliers to enhance their environmental performance. The Group reviews suppliers’ compliance with the code on a regular basis.

除上述對自身的管理外，光大綠色環保亦重視供應鏈對環境的影響。本集團已實施《供應商行為守則》，當中包括對其防治污染和節約能源行為，以及設立環境責任績效目標的要求，以鼓勵彼等提高環保表現。本集團會定期審視供應商履行守則的情況。

## FURTHER READING: LEVERAGING GREEN FINANCE IN THE DEVELOPMENT OF ENVIRONMENTAL BUSINESS

The impact of pollution, depletion of natural resources and climate change has posed challenges for global development. The idea of “green finance” has become increasingly popular as a means to underpin sustainable development, whereby financing is sought for investments and projects promising environmental benefits to drive the development of the green industry.

As an environmental protection services provider, Everbright Greentech has been closely monitoring international trends and has seized the opportunities presented by the development of green finance. During the Reporting Year, we obtained a HK\$1 billion five-year loan for the financing of our environmental projects. The loan has also obtained the Pre-issuance Stage Certificate under the Green Finance Certification Scheme by HKQAA. Such third-party certification is not only a recognition for the feasibility and adequacy of the Group’s green finance framework, but has also further enhanced the credibility of and stakeholders’ confidence in green finance. The Group will continue to leverage green finance to advance the development of pollution prevention and control projects and renewable energy projects that comply with the green loan principles of the Asia Pacific Loan Market Association, while enhancing the overall competitive strengths and business performance of its projects to achieve long-term sustainability goals.

## 延伸閱讀：借力綠色金融，發展環保業務

污染、自然資源耗盡和氣候變化的影響，為全球的發展帶來挑戰。為促進可持續發展，「綠色金融」概念逐漸興起，致力為具有環境效益的投資及項目進行融資，促進綠色產業的發展。

作為環保服務提供商，光大綠色環保關注國際趨勢，抓住綠色金融發展契機，於報告年度內取得5年期港幣10億元的貸款，用於旗下環保項目的經營。此貸款亦獲香港品質保證局頒發「綠色金融認證計劃」發行前階段之「綠色金融認證」。第三方認證不僅是對本集團綠色金融框架可行和充分程度的認可，也進一步提升了綠色金融的公信力和持份者信心。本集團將利用綠色融資持續推動符合亞太區貸款市場公會(Asia Pacific Loan Market Association)之綠色貸款原則的預防及控制污染、以及可再生能源項目的發展，增強項目的整體競爭優勢及業務表現，以達成可持續發展的長期目標。

## ENHANCING ENERGY EFFICIENCY IN ACTIVE RESPONSE TO CLIMATE CHANGE

To address the aggravating climate issues, nations, businesses and individuals must all take concrete actions promptly and actively search for innovative methods to step up with their efforts to address climate change. GHG generated in production processes represents an important focus for the Group, which has been organising internal contests on “Expenditure Reduction, Efficiency Enhancement, Energy Saving and Cost Control” since 2017 to encourage project companies to investigate means of enhancing energy efficiency.

## 提高能源效益，積極回應氣候變化問題

為面對日漸嚴重的氣候問題，國家、企業乃至個人必須馬上採取實際行動和積極尋求創新方法，加快應對氣候變化的步伐。本集團重視控制生產過程所產生的溫室氣體，並自二零一七年起開展以「比節支節流、比開源增效、比能耗下降、比成本降低」為主題的內部競賽，激勵各項目公司探索提高能源效益的方法。



In 2019, 14 projects in operation formulated improvement plans proposing the reduction in energy consumption and GHG emissions through technological upgrades. At EB Urban and Rural Renewable Energy (Fengyang) Company Limited (“Fengyang Project”), for example, key management and technical personnel held monthly meetings during 2019 to identify differences through comparisons with other projects. Using the integrated project in Anhui as a target for matching, the management personnel of the Fengyang Project was engaged in active discussion with their counterparts from the Xiao County Project and the Huaiyuan Project to learn from the experiences of these two projects in mixed yellow straw combustion technology upgrade and combustion adjustments. As a result, the proportion of mixed yellow straw combustion at the Fengyang Project was significantly increased, while in-boiler unit fuel consumption and the use of eco-friendly materials were effectively reduced.

The Fengyang Project has also set the targeted power consumption rates for the biomass plant and the general waste treatment plant at lower than 7.35% and 17.5% respectively, and has formulated an implementation plan for power conservation at production operations to provide guidance to the departments in accomplishing the relevant targets.

二零一九年，14個運營項目提出改善方案，建議提升技術能力，以減少能源使用和溫室氣體排放。以光大城鄉再生能源(鳳陽)有限公司(「鳳陽項目」)為例，主要管理和技術人員於二零一九年每月召開工作會議，與其他項目進行比較，尋找差距。在將安徽區域的一體化項目作為對標對象的過程中，鳳陽項目積極與蕭縣項目及懷遠項目的管理人員進行交流，借鑒學習了兩個項目在黃稈摻燒技改和燃燒調整方面的經驗，從而大幅度提升了本項目的黃稈摻燒比例，並有效降低入爐燃料單耗和環保耗材使用量。

鳳陽項目亦明確提出生物質廠用電率低於7.35%及垃圾綜合廠用電率低於17.5%的目標，並制定了生產節約用電實施方案，指導各部門完成目標任務。





## MAJOR POWER CONSERVATION MEASURES AT THE FENGYANG PROJECT 鳳陽項目主要節約用電措施



### Fuel Department 燃料部

- Conducting fuel type improvements to lower hydro contents and ash contents for better power generation efficiency.

- 改善燃料品種，降低燃料所含水分和灰分，提高發電效率。

### Operations Department 運行部

- Enhanced management of materials stack yard and fuel drying to lower hydro contents in fuel;
- Stringent implementation of zonal management of waste storage to enhance waste-to-power generation per tonne; and
- Reduction in power consumption of draft fan through reasonable proportionate allocation of fuel according to fuel properties.

- 加強料場管理和燃料晾曬，降低燃料水分；
- 嚴格執行垃圾倉分區管理，提升噸垃圾發電量；及
- 根據燃料性質合理配比，降低引風機電耗。

### Technology Department 技術部

- Enhanced equipment maintenance to reduce malfunctioning rate and thereby lower power consumption of production operations;
- Completion of water cascade upgrade to reduce power consumption by rain water sewage pump; and
- Improved power consumption measurement and analysis of power consumption of various equipment to provide suggestions on power conservation.
- 加強設備維護工作，減少設備故障率，從而降低生產用電消耗；
- 完成梯級用水改造，降低雨污水泵運行耗電；及
- 完善用電計量，分析各設備用電情況，進而提供節電意見。

### Administration Department 行政部

- More stringent management of power consumption of offices, duty rooms, cafeteria and staff quarters to enhance power efficiency.

- 規範辦公室、值班室、食堂和宿舍的用電管理，提高用電效率。

Encouraging active submission of energy conservation and consumption reduction initiatives by all employees  
鼓勵全體員工積極上報節能降耗建議

## DISPELLING THE SMOG WITH THE DEVELOPMENT OF ALTERNATIVE ENERGY



The northern regions have been persistently suffering from smog pollution, which has seriously affected the health and safety of residents in the region. As coal burning is the major cause of smog pollution, the nation has been actively working to phase out the use of coal and advance the development of biomass heat and power cogeneration to provide cleaner heat and power supply for small to mid-size regions.

The Group's biomass projects have contributed to the reduction of air pollution and waste in the locations where they are operated by offering the advantage of collecting, processing and converting materials for energy supply at the same locations. Everbright Biomass Cogeneration (Liu'an) Company Limited has constructed and operated the Yeji Biomass Electricity and Heat Cogeneration Project in tandem with the planning and requirement of the Yeji District Government to supply heat to the green board materials industry park in the district. Construction of the project commenced in May 2017 and by 2019 it was providing centralised heat supply via pipelines to the entire industry park, while increasing its heat supply capacity from 40 t/h to 110 t/h. In the meantime, as the raw materials comprise locally sourced board materials, domestically made scrap materials and bark, the Yeji Biomass Electricity and Heat Cogeneration Project has actually enhanced the local circular economy and has as a result been named by the National Energy Administration as one of the exemplary heat supply projects in "100 cities" and townships nationwide.

## 驅散霧霾，發展替代能源

北方地區霧霾頻頻襲擾，嚴重影響當地居民的健康與安全。由於燃煤是造成霧霾的主要原因，國家正積極淘汰煤炭，推進生物質熱電聯供，為中小型區域提供較清潔的供熱和供電。

本集團各生物質項目發揮就地原料收集、加工轉化和提供能源的功能，為減少營運所在地空氣污染和消納廢棄物做出貢獻。光大生物熱電(六安)有限公司響應葉集區政府規劃要求，建設和運營葉集生物質熱電聯供項目，為區域內的綠色板材工業園供熱。自二零一七年五月開始施工，項目於二零一九年實現向整個板材園進行管道集中供熱，並成功將供熱能力由40t/h提升至110t/h。同時，因原材料來自當地地板材、家居生產邊角料以及樹皮，葉集生物質熱電聯供項目提升了地方循環經濟能力，被國家能源局列為全國「百個城鎮」供熱示範點。



## ENVIRONMENTAL REMEDIATION — CLEARING MUDDY WATER AND MAKING ABANDONED SOIL USEFUL AGAIN

With the phenomenal increase in global population and rapid development in industry and agriculture, the environment has been subject to aggravating pollution. The pollution of soil and groundwater, in particular, is often inconspicuous, lagging in effect, cumulative, difficult to fix and requiring a prolonged period of remediation. As such, the related remediation is one of the central focuses of the environmental industry. In this connection, the Group has been bolstering its capabilities in environmental remediation, in the hope of contributing to harmony between human and nature through the remediation and treatment of polluted environments.

As at the end of 2019, the Group had undertaken 27 environmental remediation projects to assist various enterprises to complete the last step of environmental management in the life cycle of their projects. Two of our environmental remediation projects in Jiangsu Province are presented below.

## 環境修復 — 致力令濁水變清，棄土可用

隨著地球上人口劇增和工農業的迅速發展，環境污染日益加劇。土壤及地下水污染更具有隱蔽性、滯後性、累積性、難治理和修復週期長等特點，相關修復問題是環保行業的重點關注之一。本集團不斷提升其環保修復能力，期望通過污染環境的修復和治理助力人與自然的和諧發展。

截至二零一九年年底，本集團累計承接環境修復項目27個，協助不同企業完成項目生命週期環境管理的最後一環。以下是兩個位於江蘇省的項目介紹。



### Name of project

項目名稱

### Conditions prior to remediation

修復前情況

### Conditions after remediation

修復後情況

Qidu Town Landfill Site Integrated Treatment Project

七都鎮垃圾填埋場綜合治理項目

The project site had previously been used as a landfill from 2004 to 2016. Owing to the lack of the leachate collection and guided discharge system, landfill gas collection and conveyance system, and leachate treatment facilities, sewage of the site was unable to be discharged externally. Sewage amassing in the site had posed a significant threat to the surrounding ecology and health of residents.

項目原址於二零零四年至二零一六年間被用作垃圾填埋場，因缺乏滲濾液收集和導排系統、填埋氣收集和導排系統，以及滲濾液處理設施，場內的污水無法外排。積存於堆填區內的污水對周邊生態環境和居民健康形成極大威脅。

The Group conducted integrated ecological remediation in respect of the waste landfill and treated the leachate to reduce the organic matter content, methane concentration and concentration of odorous pollutants in the landfill. Following the completion of the remediation work, the quality of surface water has been lifted to a level compliant with the environmental standards.

本集團對垃圾堆體進行綜合生態修復，並對滲濾液進行處理，降低了填埋物的有機質含量、甲烷濃度及惡臭污染物濃度。完成修復工程後，地表水水質提高至符合各項環境標準。

Name of project 項目名稱	Conditions prior to remediation 修復前情況	Conditions after remediation 修復後情況
Site Remediation Project for the Former Site of Shanfeng Chemical Plant, Changzhou	The project site had previously been used for chemical production, and organic pollutants such as benz(a)anthracene, benzene, xylene and TPH had been detected in the soil and water bodies with a substantial impact on life forms in the surrounding areas.	Remediation of approximately 154,000 m <sup>3</sup> of soil and approximately 41,000 m <sup>3</sup> of groundwater. The results of the test was in line with the remediation standards set out in the plan. Meanwhile, the Group conducted secondary measures for the prevention and treatment of pollution during construction to achieve zero complaint in construction.
常州山峰化工原廠址地塊場地修復工程	項目原址用於化工生產，土壤和水體均有苯並蔥、苯、二甲苯、總石油煙等有機物污染，對周邊生物有較大影響。	修復土壤約15.4萬立方米，地下水約4.1萬立方米，檢測結果均達到方案設定中的修復標準。同時，本集團於施工中保障了二次污染防治，達到施工零投訴。

## FURTHER READING: THE ENVIRONMENTAL REMEDIATION BUSINESS

The Group's environmental remediation business is principally operated by Everbright Environmental Remediation (Jiangsu) Limited ("Remediation Company"). Remediation Company is a national-grade hi-tech enterprise focused on technological R&D and innovation which has been awarded a broad range of patents. Within the span of a few years, it has been patented with over 100 intellectual property rights, including more than 20 invention patents. Remediation Company claims a full range of industrial qualifications, including: First-grade Professional Contracting Qualification for Environmental Protection Projects, the Environmental Engineering EPO License (Class B) (for pollution remediation and prevention of water pollution), the Third-Grade General Contractor for Municipal Public Works, the Environmental Pollution Control License (Class A) (contaminated water body and soil remediation) in Jiangsu Province and the Environmental Pollution Control License (First Class) in Jiangsu Province and safe production permit, among others.

## 延伸閱讀：環境修復業務

本集團之環境修復業務主要由光大環境修復(江蘇)有限公司(「環境修復公司」)運營。環境修復公司為國家級高新技術企業，一直注重技術研發創新，在專利資質方面碩果累累。短短幾年間取得授權知識產權100餘項，其中發明專利20餘項。環境修復公司具備齊全的行業資質，包括：環保工程專業承包一級資質、環境工程設計乙級資質(污染修復工程和水污染防治工程專業)、市政公用工程施工總承包三級資質、江蘇省環境污染治理能力評價甲級資質、江蘇省環境污染治理工程總承包能力評價一級資質、安全生產許可證等。

In connection with internal management, Remediation Company implements stringent quality and safety standards and has passed the consolidated management system accreditation for 4 standards: ISO9001, ISO45001, ISO14001 and GB/T29490 (for environmental, quality, OHS and intellectual property rights management). Moreover, Remediation Company has developed friendly technological and business partnerships with a host of renowned domestic and international academies, institutes and enterprises, and has received approval to set up the “Jiangsu Postgraduate Work Station”, “Jiangsu Environmental Remediation Technological Research Centre” and “Post-doctoral Base for Innovative Ventures in Nanjing”. We have also established industrial-academic-research cooperation with Dongnan University and Changzhou University, whilst participating in a number of key national and industry research programmes. Our full range of industrial patents and our constantly improving capabilities in technological R&D, coupled with a model for the grooming of talents based on cooperation with academic institutions, have nurtured a considerable group of high-calibre and skilled technical professionals and project managers for the front-line operation of our environmental protection business, while effectively bolstering the Company’s competitiveness in the market.

在內部管理中，環境修復公司執行嚴格的質量和安全標準，通過了ISO9001、ISO45001、ISO14001、GB/T29490四標一體化管理體系認證（環境、質量、職業健康和 safety、知識產權）。此外，環境修復公司與國內外眾多知名院所、企業等單位建立了友好的技術與業務合作關係，先後獲批成立「江蘇省研究生工作站」、「江蘇省環境修復工程技術研究中心」和「南京市博士後創新實踐基地」，並與東南大學、常州大學建立產學研合作關係，參與多項國家重大課題及行業重點課題研究。完備的行業專利資質、不斷革新的技術研發能力、「校企合作」的人才培養模式，在有效提高本公司市場競爭力的同時，也為環保事業一線培養了大批高素質、高技能的專業技術人員和項目管理人員。



As at 31 December 2019, the Group had 9 environmental remediation projects under construction or in operation (please refer to the following list).

截至二零一九年十二月三十一日，本集團共有9個在建或執行中的環境修復項目（見下方列表）。

1. Jiangsu Environmental Remediation Project Phase II  
江蘇環境修復項目二期
2. Jiangsu Polluted Site Remediation Project  
江蘇污染場地修復項目
3. Yancheng Polluted Site Groundwater Treatment Project  
鹽城污染場地地下水處理項目
4. Operational Management Service Project at Household Waste Landfill Site in Yingtan, Jiangxi Province  
江西省鷹潭生活垃圾填埋場運行管理服務項目
5. Groundwater and Soil Remediation Work Project in Jinlong, Jiangsu Province  
江蘇省金隆地下水和土壤修復工程項目
6. Project at a site in the southern portion of Huangliangbang Sub-district, Jiangsu Province  
江蘇省皇糧浜片區南片區用地範圍內項目
7. Site Remediation Work at the Former Site of Shanfeng Chemical Plant, Changzhou, Jiangsu Province  
江蘇省常州山峰化工原廠址地塊場地修復工程
8. Soil and Groundwater Remediation Work at Sites BJ0603-09 and BJ0603-06, Puyan, Zhejiang Province  
浙江省浦沿單元BJ0603-09及BJ0603-06地塊土壤及地下水修復工程
9. Environmental investigation and leakage search technical service at the site of New Materials Industrial Park, Laiyang, Shandong Province  
山東省萊陽新材料產業園場地環境調查及泄漏捕捉技術服務





## ANNUAL PERFORMANCE AT A GLANCE

### Waste and sewage

As an environmental protection operator that converts biomass waste and solid waste into alternative energy and conducts detoxification treatment of hazardous waste, the Group's projects in operation processed 4,748,266 metric tonnes (MT) of raw biomass materials, 1,186,695 MT of household waste and 208,410 MT of hazardous waste and solid waste during the Reporting Year. The operation of such projects also generated 143,427 MT of hazardous waste, such as fly ash, bottom ash, sludge, waste activated carbon, waste motor oil, waste fabric bags, toner cartridge, ink box and fluorescent tubes.

### Types of hazardous waste and volumes generated (MT)

## 年度表現一覽

### 廢棄物及污水

作為將生物質廢料和固體廢物轉化為替代能源，以及危險廢物無害化處理的環保業務運營商，本集團的運營項目於報告年度內共處置生物質原材料4,748,266公噸，生活垃圾1,186,695公噸，以及危廢和固廢208,410公噸。而各項目的運營亦會產生如飛灰、爐渣、污泥、廢活性炭、廢機油、廢布袋、硒鼓、墨盒和熒光燈燈管等有害廢棄物，共計143,427公噸。

### 有害廢棄物種類及產生量(公噸)

	Solar energy and wind power project 光伏發電及風電項目	Integrated biomass utilisation project 生物質綜合利用項目	Hazardous and solid waste treatment project 危廢及固廢處置項目
Fly ash 飛灰	N/A 不適用	111,027	1,417
Bottom ash 爐渣	N/A 不適用	24,196	6,661
Waste activated carbon 廢活性炭	N/A 不適用	21	7
Waste motor oil 廢機油	N/A 不適用	13.4	0.9
Waste fabric bags 廢布袋	N/A 不適用	2.4	0.25
Electronic equipment 電子設備	0	0	0
Toner cartridge 硒鼓	0.0017	0.18	0
Ink box 墨盒	0	0.1	0
Fluorescent tube 日光燈(熒光燈管)	0	0.09	0.05
Sludge (originating from sewage treatment facilities) 污泥(來源於污水處理設施)	0	0	80

The Group deals with the aforesaid hazardous waste primarily through solidification of landfill and reuse of resources. In accord with China's responsibility as a signatory to the "Basel Convention", the Group did not import or export any hazardous waste from or to any countries in 2019.

本集團主要通過固化填埋和資源再利用的方式處理上述有害廢棄物。響應中國作為《巴塞爾公約》締約國的責任，本集團於二零一九年沒有從國外輸入或向其輸出任何危險廢棄物。

### Methods of hazardous waste treatment and volumes processed (MT)

### 有害廢棄物處理方式及處理量(公噸)

	Solar energy and wind power project 光伏發電及風電項目	Integrated biomass utilisation project 生物質綜合利用項目	Hazardous and solid waste treatment project 危廢及固廢處置項目
Landfill 填埋	0	0	29
Landfill after solidification 固化後填埋	0	41,707	8,078
Recycling 回收	0.0005	133	0.05
Reuse (integrated use by qualified third parties) 再利用(由合資格第三方綜合利用)	0	89,639	0.9
Delivered to waste incineration plant for incineration 運往垃圾焚燒廠焚燒	0	0	58
Outsourcing 委外處理	0	16	0.15
On-site storage 現址儲存	0.0012	3,766	0

In 2019, the Group generated 1,052,000 MT<sup>17</sup> of non-hazardous waste, including bottom ash, biomass fly ash, food waste and household waste. The Group will sort the waste and arrange recycling and reuse wherever possible. During the Reporting Year, the Group continued to deliver the bottom ash to qualified third parties for use in brick-making, while promoting to staff the recycling of waste paper, metal and plastics as well as food waste.

二零一九年，本集團產生無害廢棄物1,052,000公噸<sup>17</sup>，包括爐渣、生物質飛灰、廚餘及生活垃圾等物質。本集團將廢棄物分流，盡可能安排回收和再利用。報告年度內，本集團繼續將爐渣交由合資格第三方應用於製磚，並向員工推廣紙張、金屬、塑料和廚餘等廢棄物的回收工作。

<sup>17</sup> Excluding the waste generated by the Hong Kong and Shenzhen offices. The Group will improve its data collection procedures and disclose such information in the future.

<sup>17</sup> 未包括香港及深圳辦公室的廢棄物產生量。本集團將完善數據收集程序，於未來披露相關資料。



**Types of non-hazardous waste and volumes generated (MT)**

**無害廢棄物種類及產生量(公噸)**

	<b>Solar energy and wind power project</b> 光伏發電及風電項目	<b>Integrated biomass utilisation project</b> 生物質綜合利用項目	<b>Hazardous and solid waste treatment project</b> 危廢及固廢處置項目
Bottom ash 爐渣	N/A 不適用	743,907	0
Food waste 廚餘	2	716	4
Household waste 生活垃圾	6	285,602	17
Sludge (originating from sewage treatment facilities) 污泥(來自污水處理設施)	N/A 不適用	3,971	0
Biomass fly ash 生物質飛灰	N/A 不適用	16,857	0
Others 其他	N/A 不適用	N/A 不適用	919

**Methods of non-hazardous waste treatment and volumes processed (MT)**

**無害廢棄物處理方式及處理量(公噸)**

	<b>Solar energy and wind power project</b> 光伏發電及風電項目	<b>Integrated biomass utilisation project</b> 生物質綜合利用項目	<b>Hazardous and solid waste treatment project</b> 危廢及固廢處置項目
Landfill 填埋	7	11	0
Recycling 回收	0.12	2,689	0
Reuse (integrated use by qualified third parties) 再利用(由合資格第三方綜合利用)	0.06	706,959	919
Delivery to waste incineration plant for incineration 運往垃圾焚燒廠焚燒	0	286,912	0
Outsourcing 委外處理	0	54,271	21
Anaerobic strain culture 厭氧罐菌種培養	0	130	0
Composting 堆肥	0	3	0
Recovery, including energy recovery 再生利用, 包括能源的再生利用	0	78	0

The Group's sewage represents mainly industrial waste water from operating projects and domestic sewage generated from office operations, totalling 1,014,955 m<sup>3</sup> during the Reporting Year. All waste water was discharged via sewers to the local sewage plants for treatment. The destinations for discharge were not national or international conservation areas, and none of the externally discharged sewage was utilised by other entities.

本集團污水主要產生於各項目運營的工業廢水以及辦公室運營產生的生活污水，於報告年度內共計1,014,955立方米。所有污水均由下水道外排至各地區污水處理廠進行處理。排水目的地均不是國家或國際保護區，且所有外排污水未被其他組織使用。

**Sewage generation (m<sup>3</sup>), discharge (m<sup>3</sup>) and destination**

**污水產生量(立方米)、排放量(立方米)及排水目的地**

	<b>Solar energy and wind power project</b> 光伏發電及風電項目	<b>Integrated biomass utilisation project</b> 生物質綜合利用項目	<b>Hazardous and solid waste treatment project</b> 危廢及固廢處置項目	<b>Office operation</b> 辦公室營運
Total volume of sewage 總污水產生量	2,280	885,953	126,576	146
Total volume of sewage discharged 總污水排放量	1,846	609,067	86,453	146

The reuse of sewage would not only reduce emissions, but would also lower the consumption of water resources and increase the water recycling rate. Sewage processed by the Group's water resources recycling system is used for the cooling tower, irrigation or washing of roads and materials unloading platforms. In 2019, 696,655 m<sup>3</sup> reclaimed water was used. Chemical Oxygen Demand (COD) of all processed sewage must not exceed 500 mg/L and Suspended Solids (SS) must not exceed 400 mg/L<sup>18</sup>. For reclaimed water, COD must not exceed 60 mg/L and SS must not exceed 1 mg/L<sup>19</sup>.

污水再利用不僅減少排放量，亦可減少水資源消耗量，提高水循環利用率。本集團的水資源回收再利用系統將處理過的污水用於冷卻塔、植被澆灌或道路和卸料平台沖洗，於二零一九年共回用中水696,655立方米。所有經處理後污水的化學需氧量(COD)均需要達到小於等於500mg/L和懸浮物(SS)小於等於400 mg/L<sup>18</sup>，而回用中水則需要達到COD小於等於60 mg/L和SS小於等於1 mg/L<sup>19</sup>。

<sup>18</sup> In compliance with Class 3 standards under the "Integrated Wastewater Discharge Standard" (GB8978-1996).

<sup>18</sup> 符合《污水綜合排放標準》(GB8978-1996)三級標準。

<sup>19</sup> In compliance with "The Reuse of Urban Recycling Water - Water Quality Standard for Industrial Uses" (GB/T19923-2005) and "The Reuse of Urban Recycling Water - Water Quality Standard for Urban Miscellaneous Water Consumption" (GB/T18920-2002).

<sup>19</sup> 符合《城市污水再利用工業水用水水質》(GB/T19923-2005)和《城市污水再利用城市雜用水水質》(GB/T18920-2002)相關標準。

### GHG and Air pollutants

The Group is actively concerned with climate change and committed to reducing the carbon footprint of its operations. Since 2017, the Group has been conducting GHG measurement annually to review the effectiveness of carbon management and provide a basis for carbon reduction targets in the future. During the Reporting Year, the Group engaged in third-party sustainability consultant to conduct carbon assessment<sup>20</sup> and measure the GHG emissions of projects in operation and the offices<sup>21</sup>.

The results indicated that the Group had generated 1,139,726 MT CO<sub>2</sub> equivalent of GHG, of which its integrated biomass utilisation projects accounted for 78.66%, hazardous and solid waste treatment projects accounted for 21.24% while solar energy and wind power projects and office operations accounted for 0.10%.

### 溫室氣體及廢氣

本集團積極關注氣候變化，致力減少運營過程中的碳足跡。自二零一七年開始，本集團每年進行溫室氣體量化，以檢視碳管理的成效，並作為未來制定具體減碳目標的基礎。本報告年度，本集團委託第三方可持續發展顧問進行碳評估<sup>20</sup>，量化運營項目和辦公室的溫室氣體排放<sup>21</sup>。

結果顯示，本集團共產生溫室氣體1,139,726公噸二氧化碳當量，其中生物質綜合利用項目的溫室氣體排放佔總排放78.66%，危廢及固廢處置項目佔21.24%，光伏發電及風電項目和辦公室營運共佔總排放0.10%。

<sup>20</sup> Data compiled using the operational control method. Measurement and emission factors vary according to project types. GHG emissions and are computed by reference to CDM methods “ACM0018: Electricity generation from biomass in power-only plants Version 4.0”, “ACM0006: Electricity and heat generation from biomass Version 14.0” and “ACM0022: Alternative waste treatment processes Version 2.0” for integrated biomass utilisation projects; by reference to the “Requirement of the Greenhouse Gas Emission Accounting and Reporting – Part 1: Power generation enterprise” promulgated by the National Development and Reform Commission (NDRC) for solar energy and wind power projects; by reference to “Guidelines for Accounting and Reporting Greenhouse Gas Emissions – Other Industrial Enterprises (Trial)” promulgated by NDRC for hazardous and solid waste treatment projects; by reference to “Guidelines for Accounting and Reporting Greenhouse Gas Emissions – China Public Building Operating Units (Enterprises) (Trial)” promulgated by NDRC for the Shenzhen Office and “Guidelines to Account for and Report on Greenhouse Gas Emissions and Removals for Buildings” in Hong Kong jointly issued by the Environmental Protection Department and Electrical and Mechanical Services Department of Hong Kong and the GHG Protocol for the Hong Kong Office.

<sup>21</sup> Covering the 6 GHG types regulated under the “Kyoto Protocol”, including carbon dioxide (CO<sub>2</sub>), methane (CH<sub>4</sub>), nitrous oxide (N<sub>2</sub>O), perfluorocarbons (PFCs), hydrofluorocarbons (HFCs) and sulphur hexafluoride (SF<sub>6</sub>); calculation of global warming potential (GWP) is based on data over 100 years set out in the IPCC Fifth Assessment Report (AR5).

<sup>20</sup> 採用運營控制法彙整數據。量化過程和排放因子因項目類型而有所不同，生物質綜合利用項目的溫室氣體排放計算參照CDM方法《ACM0018：純發電廠利用生物廢棄物發電(4.0版)》、《ACM0006：生物質熱電聯供(14.0版)》以及《ACM0022：多選垃圾處理方式(2.0版)》；光伏發電及風電項目參考由中國發展改革委員會發佈的《溫室氣體排放核算與報告要求－第1部分：發電企業》；危廢及固廢處置項目參考中國發展改革委員會發佈的《工業其他行業企業－溫室氣排放核算方法於報告指南(試行)》；深圳辦公室和香港辦公室分別參考由中國發展改革委員會發佈的《公共建築運營企業－溫室氣體排放核算方法和報告指南(試行)》以及由香港環保署和機電工程署聯合發佈的《香港建築物(商業、住宅或公共用途)的溫室氣體排放及減除的核算和報告指引》、溫室氣體盤查議定書等指引進行。

<sup>21</sup> 涵蓋《京都議定書》管制的6種溫室氣體種類，其中包括二氧化碳(CO<sub>2</sub>)、甲烷(CH<sub>4</sub>)、氧化亞氮(N<sub>2</sub>O)、全氟碳化物(PFCs)、氫氟碳化物(HFCs)和六氟化硫(SF<sub>6</sub>)；全球暖化潛力(GWP)採用IPCC發佈的《第五次評估報告》(AR5)百年時間尺度數據。

GHG emissions (MT CO<sub>2</sub> equivalent)

## 溫室氣體排放量(公噸二氧化碳當量)

	Solar energy and wind power project 光伏發電及 風電項目	Integrated biomass utilisation project 生物質綜合 利用項目	Hazardous and solid waste treatment project 危廢及固廢 處置項目	Office operation 辦公室 營運
<b>Scope 1</b> 範圍1	<b>88</b>	<b>793,639</b>	<b>221,205</b>	<b>18</b>
Fossil fuel combustion — stationary source 化石燃料燃燒 — 固定源	1	9,293	4,455	0
Fossil fuel combustion — mobile source 化石燃料燃燒 — 移動源	62	8,195	493	18
Fugitive emission 逸散性排放	25	5,608	0	0
GHG released from waste incineration (fossil carbon) 垃圾焚燒釋放的溫室氣體(礦物碳)	N/A	752,695	N/A	N/A
GHG released from waste incineration (CH <sub>4</sub> , N <sub>2</sub> O) 垃圾焚燒釋放的溫室氣體(CH <sub>4</sub> , N <sub>2</sub> O)	N/A	3,426	N/A	N/A
GHG released from landfill leachate 垃圾填埋滲濾液釋放的溫室氣體	N/A	14,422	N/A	N/A
GHG released from solid and hazardous waste incineration (fossil carbon) 固廢及危廢焚燒釋放的溫室氣體(礦物碳)	N/A	0	197,958	N/A
GHG released from solid and hazardous waste landfill gas (CH <sub>4</sub> ) 固廢及危廢填埋釋放的溫室氣體(CH <sub>4</sub> )	N/A	0	18,299	N/A
<b>Scope 2<sup>22</sup></b> 範圍2 <sup>22</sup>	<b>811</b>	<b>15,265</b>	<b>20,116</b>	<b>18</b>
Purchased electricity 外購電力	811	7,231	19,407	18
Purchased steam (heat) 外購蒸汽(熱力)	0	8,034	709	0
<b>Total GHG emissions</b> <b>(Scopes 1 and 2)</b> 溫室氣體總排放量(範圍1和2)	<b>899</b>	<b>808,904</b>	<b>241,321</b>	<b>36</b>

<sup>22</sup> Measurement based on the location-based method.

<sup>22</sup> 使用「基於位置的方法(location-based method)」進行量化。

	<b>Solar energy and wind power project</b> 光伏發電及風電項目	<b>Integrated biomass utilisation project</b> 生物質綜合利用項目	<b>Hazardous and solid waste treatment project</b> 危廢及固廢處置項目	<b>Office operation</b> 辦公室營運
	Based on electricity generation (MT CO <sub>2</sub> equivalent/MWh)	Based on biomass processed (MT CO <sub>2</sub> equivalent/tonne)	Based on hazardous and solid waste processed (MT CO <sub>2</sub> equivalent/tonne)	Based on staff headcount (MT CO <sub>2</sub> equivalent/staff)
	以發電量計算 (公噸二氧化碳當量/兆瓦時)	以生物質處理量計算 (公噸二氧化碳當量/噸)	以危廢及固廢處理量計算 (公噸二氧化碳當量/噸)	以員工人數計算 (公噸二氧化碳當量/人)
<b>GHG emission intensity (Scopes 1 and 2)</b> 溫室氣體排放密度 (範圍1和2)	<b>0.003</b>	<b>0.14</b>	<b>1.29</b>	<b>0.13</b>
<b>Scope 3</b> 範圍3	<b>3</b>	<b>87,582</b>	<b>773</b>	<b>208</b>
Transportation of biomass, solid and hazardous waste 生物質固廢及危廢運輸	N/A	86,628	718	N/A
Off-site power consumption <sup>23</sup> 場外電力使用 <sup>23</sup>	N/A	904	N/A	N/A
Paper waste disposal 廢紙棄置	N/A	N/A	N/A	0.0479
Use of fresh water 食水使用	N/A	N/A	N/A	0.0002
Sewage discharge 污水排放	N/A	N/A	N/A	0.0001
Business flights 飛機商務旅行	3	50	55	208
<b>Total GHG emissions (Scopes 1, 2 and 3)</b> 溫室氣體總排放量 (範圍1、2和3)	<b>902</b>	<b>896,486</b>	<b>242,094</b>	<b>244</b>

<sup>23</sup> Electricity consumed in the pre-processing of biomass by upstream suppliers.

<sup>23</sup> 由上游供應商預處理生物質時所消耗的電力。

	<b>Solar energy and wind power project</b> 光伏發電及風電項目	<b>Integrated biomass utilisation project</b> 生物質綜合利用項目	<b>Hazardous and solid waste treatment project</b> 危廢及固廢處置項目	<b>Office operation</b> 辦公室營運
	Based on electricity generation (MT CO <sub>2</sub> equivalent/MWh)	Based on biomass processed (MT CO <sub>2</sub> equivalent/tonne)	Based on hazardous solid waste processed (MT CO <sub>2</sub> equivalent/tonnes)	Based on staff headcount (MT CO <sub>2</sub> equivalent/staff)
	以發電量計算 (公噸二氧化碳當量/兆瓦時)	以生物質處理量計算 (公噸二氧化碳當量/噸)	以危廢及固廢處理量計算 (公噸二氧化碳當量/噸)	以員工人數計算 (公噸二氧化碳當量/人)
<b>GHG emission intensity (Scopes 1, 2 and 3)</b> 溫室氣體排放密度 (範圍1、2和3)	<b>0.003</b>	<b>0.15</b>	<b>1.29</b>	<b>0.92</b>

Analysed by the scope of emissions, Scope 1 – direct GHG emissions (including emissions from the burning of fossil fuel in biomass/solid and hazardous waste combustion system, boiler, diesel engine, kitchen equipment, engineering equipment and vehicle and automobile; fugitive emissions such as insulating gas SF<sub>6</sub> from power distribution and transformation stations, refrigerant (HFCs) and extinguishing agent (HFCs); emissions from the burning of biomass, solid and hazardous waste; fugitive emissions from landfill leachate (CH<sub>4</sub>); and emissions from landfill gas (CH<sub>4</sub>)) amounted to 1,014,950 MT CO<sub>2</sub> equivalent; Scope 2 – indirect GHG emission from energy (including emissions from purchased electricity and heat consumption) amounted to 36,210 MT CO<sub>2</sub> equivalent; and Scope 3 – other indirect GHG emission (including primarily business flights by Group staff<sup>24</sup>; transportation of biomass solid and hazardous waste by the third parties; biomass fuel emissions from off-site electricity consumption; and emissions from waste paper disposal at landfill, use of fresh water and sewage discharge by the Hong Kong office) amounted to 88,566 MT CO<sub>2</sub> equivalent. GHG emissions from Scopes 1, 2 and 3 accounted for 89.05%, 3.18% and 7.77%, respectively, of our total GHG emissions.

In addition, biogenic CO<sub>2</sub> emissions from the Group's biomass combustion and bio-carbon in solid and hazardous waste combustion amounted to 1,327,597 MT CO<sub>2</sub> equivalent.

In connection with air pollutants, gases generated from the Group's operations include primarily NO<sub>x</sub> and SO<sub>x</sub> from the consumption of gasoline, diesel, LPG, natural gas and biomass consumed by project combustion systems, boilers, diesel generators, kitchen equipment, engineering equipment and vehicles. Statistics and comparisons indicate that integrated biomass utilisation projects have been the major source of air pollutants, followed by hazardous and solid waste treatment projects.

按排放範圍劃分，範圍1—直接溫室氣體排放(包括生物質／固廢危廢燃燒系統、鍋爐、柴油發電機、廚房設備、工程設備及車輛、汽車等燃燒化石燃料排放；配電站及變電站中絕緣氣體SF<sub>6</sub>、製冷劑(HFCs)、滅火劑(HFCs)等逸散性排放；生物質、固廢及危廢燃燒排放；垃圾滲濾液的無組織(CH<sub>4</sub>)排放；以及垃圾填埋場填埋氣(CH<sub>4</sub>)排放)為1,014,950公噸二氧化碳當量；範圍2—能源間接溫室氣體排放(包括外購電力和熱力消耗排放)為36,210公噸二氧化碳當量；及範圍3—其他間接溫室氣體排放(主要包括集團員工飛機差旅<sup>24</sup>；第三方運送生物質燃料、固廢及危廢排放；生物質燃料場外電力使用排放；以及香港辦公室廢紙棄置堆填區、食水和污水處理等產生的排放)為88,566公噸二氧化碳當量。範圍1、2和3的溫室氣體排放量分別佔總溫室氣體排放量的89.05%、3.18%和7.77%。

此外，本集團之生物質燃料燃燒，以及固廢及危廢中生物碳燃燒產生生物源二氧化碳排放，共計1,327,597公噸二氧化碳當量。

在廢氣方面，本集團運營主要產生氮氧化物和硫氧化物等氣體，均來自項目燃燒系統、鍋爐、柴油發電機、廚房設備、工程設備及車輛等對汽油、柴油、液化石油氣、天然氣以及生物質燃料的使用。經統計和比較，生物質綜合利用項目是空氣污染物的主要排放源，其次是危廢及固廢處置項目。

<sup>24</sup> Computed using the International Civil Aviation Organization Carbon Emissions Calculator.

<sup>24</sup> 以國際民航組織的碳排放計算器計算得出。



Types of air pollutants and emissions<sup>25</sup> (MT)

空氣污染物種類和排放量<sup>25</sup> (公噸)

		Solar energy and wind power project 光伏發電及風電項目	Integrated biomass utilisation project 生物質綜合利用項目	Hazardous and solid waste treatment project 危廢及固廢處置項目	Office operation 辦公室營運	Total 總量
Nitrogen oxides (NO <sub>x</sub> )	氮氧化物	0.03	1,866	58	0.0022	1,924
Sulphur oxides (SO <sub>x</sub> )	硫氧化物	0.0036	711	5	0.0006	716
Respirable suspended particulates (RSP)	可吸入懸浮粒子	0.0007	133	1	0.0002	134

As an advocate and operator of the environmental protection business, the Group exercises strict control over the emission of air pollutants in accordance with the policy directives of the “13th Five-year Plan for Protection of the Ecological Environment”. For 2019, NO<sub>x</sub>, SO<sub>x</sub> and RSP contents per kWh of on-grid power generation<sup>26</sup> decreased by 13%, 29% and 14%, respectively, year-on-year, underlining the effectiveness of our project pollution control procedures.

作為環保事業的倡導者和行動者，本集團遵循《「十三五」生態環境保護規劃》等政策方針，嚴控空氣污染物排放。二零一九年，每千瓦時上網電量的氮氧化物、硫氧化物和可吸入懸浮粒子<sup>26</sup>較去年分別下降13%、29%和14%，反映相關項目污染控制程序的有效性。

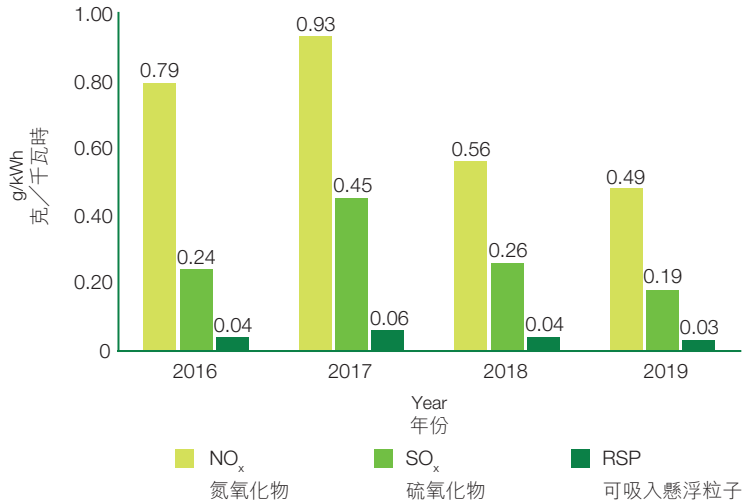
<sup>25</sup> Data on the combustion systems of the projects represent estimates based on numerical values generated from the automated online monitoring system and specific data on the venue. Other air pollutants generated from the combustion of fossil fuel with stationary sources are measured in accordance with the “Technical Guide for Compilation of Primary Emission Source Inventory of Atmospheric Respirable Particulates (Trial)” and the “Compilation of Air Emissions Factors” promulgated by the United States Environmental Protection Agency; air pollutants generated from the combustion of fossil fuel with mobile sources are measured in accordance with the “Technical Guide for Compilation of Atmospheric Pollutants Emission Inventory for Road Vehicles (Trial)” and “Technical Guide for Compilation of Atmospheric Pollutants Emission Inventory for Non-road Vehicles”.

<sup>26</sup> Including data from integrated biomass utilisation projects only.

<sup>25</sup> 項目之燃燒系統數據根據自動在線監控系統數值及場所特定數據估算，其餘固定源燃燒化石燃料產生的空氣污染物根據《大氣可吸入顆粒物一次源排放清單編製技術指南(試行)》以及美國環保署發佈的《大氣污染物排放因子匯總》計算；而移動源燃燒化石燃料產生的空氣污染物乃根據《道路機動車大氣污染物排放清單編製技術指南》以及《非道路機動車大氣污染物排放清單編製技術指南》計算所得。

<sup>26</sup> 僅包含生物質綜合利用項目數據。

Emission of Air Pollutants per kWh by On-grid Electricity  
每千瓦時上網電量的空氣污染物排放量



Energy consumption

As the Group’s business continues to expand, its demand for energy has also continued to grow. Energy consumption by the projects comprised mainly biocarbon (37,294,174 MWh), steam (heat) (2,092,593 MWh<sup>27</sup>) and electricity (447,488 MWh<sup>28</sup>). Electricity consumed in off-site biomass fuel processing amounted to 1,479 MWh<sup>29</sup>.

To lower the energy consumption of its operations, the Group promotes awareness of energy conservation through activities such as internal contests, while contemplating new measures in energy conservation. In the meantime, the application of alternative energy such as biomass energy should reduce the use of traditional fossil fuel and mitigate the Group’s impact on the environment.

能源使用

隨著業務規模擴大，本集團對於能源的需求亦持續增長。各項目能源消耗主要包括生物碳(37,294,174兆瓦時)、蒸汽(熱力)(2,092,593兆瓦時<sup>27</sup>)及電力(447,488兆瓦時<sup>28</sup>)等。由場外處理生物質燃料所消耗的電力為1,479兆瓦時<sup>29</sup>。

為降低運營對能源的消耗，本集團通過內部競賽等方式宣傳節能意識，以及構思節能新措施。同時，如生物質能源等替代能源的應用可減少傳統化石燃料的使用，有利於降低本集團對環境的影響。

<sup>27</sup> Including 2,070,513 MWh equivalent of self-generated steam (heat) consumption.  
<sup>28</sup> Including 402,470 MWh of self-generated electricity consumption.  
<sup>29</sup> Including integrated biomass utilisation projects in Hanshan, Lianshui, Shayang, Yeji, Zhongxiang, Huaiyuan and Huai’an only. Data were provided by biomass suppliers.

<sup>27</sup> 包括2,070,513兆瓦時當量自產自用蒸汽(熱力)。  
<sup>28</sup> 包括402,470兆瓦時自產自用電力。  
<sup>29</sup> 僅包括含山、漣水、沙洋、葉集、鐘祥、懷遠和淮安生物質綜合利用項目。數據由生物質供應商提供。

Types of energy and consumption<sup>30</sup> (MWh)

 能源種類和消耗量<sup>30</sup> (兆瓦時)

		Solar energy and wind power project 光伏發電及風電項目	Integrated biomass utilisation project 生物質綜合利用項目	Hazardous and solid waste treatment project 危廢及固廢處置項目	Office operation 辦公室營運
<b>Direct energy</b>	<b>直接能源</b>				
Gasoline	汽油	252	3,024	1,409	69
Diesel	柴油	3	42,030	6,671	0
LNG	液化天然氣	0	0	3,299	0
LPG	液化石油氣	0	116	0	0
Natural gas	天然氣	0	1,108	11,006	0
Methane	甲烷	0	31	0	0
Household waste (fossil carbon)	生活垃圾(礦物碳)	N/A 不適用	700,527	N/A 不適用	N/A 不適用
Household waste (biocarbon)	生活垃圾(生物碳)	N/A 不適用	1,254,946	N/A 不適用	N/A 不適用
Biomass (biocarbon)	生物質(生物碳)	N/A 不適用	36,039,228	N/A 不適用	N/A 不適用
Self-generated electricity consumption	自產自用電力	0	402,470 <sup>31</sup>	N/A 不適用	N/A 不適用
Self-generated steam (heat) consumption	自產自用蒸汽(熱力)	0	2,070,513 <sup>31</sup>	N/A 不適用	N/A 不適用
Sold electricity	外銷電力	(267,245) <sup>32</sup>	(3,839,344)	N/A 不適用	N/A 不適用
Sold steam (heat)	外銷蒸汽(熱力)	0	(621,509)	N/A 不適用	N/A 不適用
<b>Indirect energy</b>	<b>間接能源</b>				
Purchased electricity	外購電力	1,330	11,851	31,810	27
Purchased steam (heat)	外購蒸汽(熱力)	0	20,288	1,791	0
Total energy consumption	能源總耗量	1,585	33,612,296	55,986	96
		Based on electricity generation (MWh/MWh) 以發電量計算 (兆瓦時/兆瓦時)	Based on biomass processed (MWh/MT) 以生物質處理量計算 (兆瓦時/公噸)	Based on hazardous and solid waste processed (MWh/MT) 以危廢及固廢處理量計算 (兆瓦時/公噸)	Based on staff headcount (MWh/staff) 以員工人數計算 (兆瓦時/人)
Energy intensity	能源密度	0.01	5.66	0.30	0.36

<sup>30</sup> Conversion of fuel energy is based on low calorific value; conversion of steam energy is based on temperature and pressure.

<sup>31</sup> Excluded from total energy consumption to avoid double-counting.

<sup>32</sup> Excluded from total energy consumption.

<sup>30</sup> 各燃料能源轉換採用低位熱值計算，蒸汽能源轉換根據溫度和壓力計算。

<sup>31</sup> 不計入能源總耗量，以避免重複計算。

<sup>32</sup> 不計入能源總耗量。



# Community

Investment  
社會投資



# COMMUNITY INVESTMENT

## 社會投資



The development of an enterprise is closely associated with the local community. Everbright Greentech is actively involved in community welfare initiatives and voluntary services, seeking to promote community development through its business and share the fruits of its operations, so that it could contribute to social progress while realising its intrinsic value.

企業的發展與當地社區密切相關。光大綠色環保積極參與公益和志願服務活動，結合企業業務促進社區發展，共享經營成果，在實現自身價值的同時，貢獻社會進步。



### HIGHLIGHTS OF ANNUAL PERFORMANCE

#### 年度亮點績效



#### Community investment 社區投資

We have organised activities relating to poverty aid through education, childcare and promotion of environmental protection, as well as invested approximately HK\$1,013,000\* in community development. 組織教育扶貧、兒童關懷和環保宣講等活動，投資約港幣1,013,000元\*於社區發展。



#### Opening to the public 公眾開放

We opened 21 operating projects to the public during the year, receiving a total of 8,471 visitors and propagating concepts and knowledge relating to environmental protection to government officials, village representatives, students, community welfare groups and the public. 共開放21個運營項目，參觀人數合計8,471人次，向政府人員、村民代表、學生、公益人士和群眾普及環境保護知識，廣泛傳播環保理念。



#### Awards 獲獎情況

The Hong Kong Council of Social Service — “Caring Company” 2019/20 logo. 香港社會服務聯會—「商界展關懷」2019/20標誌。

\* Translated at the RMB to HK\$ exchange rate of 1:1.1347.

\* 以人民幣兌港幣1:1.1347匯率進行折算。

## COMMUNITY INVESTMENT STRATEGY

Everbright Greentech is fully aware that giving back to the society is a matter of basic responsibility for any enterprise. The Group supports the communities in which it operates through the community campaigns run by the project companies as well as donations and sponsorships made in accordance with the “Measures for the Donations and Sponsorships for Third Parties (Trial)”, which provides regulatory guidance as to the types, forms and intended beneficiaries of such donations and sponsorships and the procedures for determination and approval, such that the Group could manage its community investment in a more rigorous manner.

In line with the belief that “An Enterprise is not only the Creator of Wealth, but also the Safeguard of Environmental and Social Responsibility”, the Group leverages its strengths in resources and social influence to launch regulated and efficient community welfare campaigns in areas such as poverty alleviation, care for residents and public education, among others.

## 社會投資策略

光大綠色環保深明回饋社會是企業的應盡之責。本集團以各項目公司的社區項目以及《對外捐贈、贊助管理辦法(試行)》指導下的捐贈和贊助活動來支持業務所在的社區。《對外捐贈、贊助管理辦法(試行)》為活動的類型、形式、受益人，以及決策和審批程序提供規範指導，加強本集團對社會投資事項的管理。

秉承著「企業不僅是物質財富的創造者，更應成為環境與責任的承擔者」的理念，本集團發揮資源優勢和社會影響力，在精準扶貧、居民關懷和公共教育等領域開展規範和系統的公益行動。

### Poverty alleviation 精準扶貧

Through the establishment and improvement of the fuel collection and storage system under the integrated biomass utilisation project, a strategy of “increasing income for agricultural workers, facilitating corporate development and mutual benefit for multiple parties” has been formulated, driving the agricultural economy directly and indirectly and helping to lift the population from poverty.

通過生物質綜合利用項目燃料收儲體系的建立和完善，打造「農民增收、企業發展、多方共贏」的戰略，直接和間接帶動農村經濟，幫助人口脫貧。

### Care for residents 居民關懷

Seeking to understand the needs of underprivileged groups, such as children, impoverished villagers, disabled persons and lone elderly people and providing them with emotional support as well as assistance in kind.

了解弱勢社群，如兒童、貧困村民、殘疾人士和孤寡老人的需要，為他們提供精神關懷和物資補助。

### Public education 公共教育

Leveraging our business strengths to invest manpower and physical resources in the education of the public on environmental issues. We also work with local governments to promote community education on health and other issues.

利用業務優勢，投放人力和物力資源開展大眾環保教育；亦會與地方政府合作推動例如健康方面的社區教育。

## METICULOUS PLANNING TO LINK OUR BUSINESS WITH POVERTY ALLEVIATION

The Group is committed to creating a market for agricultural and forestry waste in a joint effort with the agricultural workers of the communities in which we operate, with a view to providing business and employment opportunities to the residents and fostering an industry chain that facilitates poverty alleviation.

As the first urban-rural integration project in Jiangsu Province, Guanyun Integrated Biomass and Waste-to-Energy Project<sup>33</sup> (“Guanyun Project”) has an annual biomass processing capacity of close to 300,000 tonnes and a daily household waste processing capacity of 500 tonnes, while the cost for acquiring biomass resources is approximately RMB90 million. The Guanyun Project has made contributions in terms of solving the garbage issue of the local community and increasing the economic vitality of agricultural villages, as it helps to solve the “Issue of the Three Agriculturals” in reference to the agricultural sector, agricultural villages and agricultural workers.

To support poverty alleviation and related national policies, the Guanyun Project has been buying biomass waste such as straw, old formwork and twigs from impoverished households in the neighbourhood at prices higher than those of normal levels under collective agreements facilitated through cooperation with the Guanyun County Poverty Alleviation Office and poverty alleviation workstation of different rural townships. These impoverished households may assign an agent to sell the waste on their behalf if they cannot deliver the waste due to access or transportation problems, thereby forming an assistance model comprising government and enterprise + agent + impoverished households. Such policy has enabled local impoverished households to earn more income and has steadily and effectively solved the problem of basic survival for the local impoverished population to the benefit of greater social harmony.

In addition to the acquisition and transportation of biomass resources, the Group’s project companies have been investigating further possibilities of providing employment opportunities to local agricultural workers. EB Greentech (Huaiyuan) Cleaning Service Limited hires more than 100 members of impoverished households as sanitary workers, while Everbright Environmental Protection (Suqian) Solid Waste Treatment Limited enters into an agreement with the local village committee each year to outsource the cleaning and landscaping works within the plant area to local villagers. The aforesaid measures have helped to improve local employment and increase income for agricultural workers.

<sup>33</sup> Managed and operated by EB Urban and Rural Renewable Energy (Guanyun) Limited.

## 用心策劃，將業務與精準扶貧對接

本集團致力與業務所在社區農民共同創造一個農林廢棄物市場，為居民提供商業和就業機會，打造達致精準扶貧的產業鏈。

作為江蘇省首個城鄉一體化項目，灌雲生物質及垃圾發電一體化項目<sup>33</sup>（「灌雲項目」）每年可處理生物質近30萬噸及日處理生活垃圾500噸，收購生物質資源費用約為人民幣9,000萬元。灌雲項目為解決當地垃圾問題和增加農村經濟活力帶來貢獻，幫助解決農業、農村及農民「三農」問題。

為配合國家精準扶貧政策，灌雲項目與灌雲縣扶貧辦及各鄉鎮扶貧工作站合作，與項目周圍的貧困戶集中簽約，定向以高於正常收購價的價錢向貧困戶收購秸稈、廢舊模板、樹枝等生物質廢料。若貧困戶因路途或交通問題無法交售，亦可以委託經紀人交售，形成政府企業+經紀人+貧困戶的幫扶模式。在此政策鼓勵下，當地的貧困戶收入得以增加，穩定有效地解決當地貧困人口的溫飽問題，促進建構和諧社會。

除生物質資源的收購和運輸外，本集團各項目公司亦探索更多為當地農民提供就業機會的可能性。光大綠色環保（懷遠）清潔服務有限公司聘請過百名貧困戶出任保潔員；光大環保（宿遷）固廢處置有限公司每年與當地村委會簽訂協議，把廠區的生活垃圾清理及綠化工作外包予村民；以上措施均有助於改善當地就業，提升農民收入水平。

<sup>33</sup> 由光大城鄉再生能源（灌雲）有限公司管理營運。



## ENHANCING AFFECTION AND CARE FOR CHILDREN

Caring for the underprivileged and building an inclusive community with members helping each other is an essential part of the Group's sustainability efforts. During the Reporting Year, the Group was vigorously involved in the initiatives to care for children, in an effort to foster a better future for kids in need.

**Caring for the "Kids from the Stars"** With the aim of encouraging further concern for ASD children in the community, Everbright Greentech Environmental Remediation Management Centre organised the "Operation Blue: Love is not Alone – Concern for the Kids from the Stars" campaign in July 2019. A staff visit to the Sunflower Child Rehab Centre in Xinbei District, Changzhou was arranged, during which our people attended talks on ASD and took part in the rehab training for ASD children at the centre, keeping them company and helping them to complete their sand drawings.

The activity has not only enabled the ASD children to experience other people's care for them, but has also given our staff a chance to reach out in person to the underprivileged groups of our community and to have a more complete understanding of how the sustainability effort of an enterprise contributes to the community.

**Assisting the "Child Sponsorship Programme"** The "Child Sponsorship Programme" organised by Plan International provides a platform for people to provide donations to children living in poverty and connect with them via letters and other means of correspondence.

In December 2019, the Hong Kong Head Office of the Group organised a volunteer team at the invitation of Plan International to help sorting more than 4,000 thank-you cards written by sponsored kids to their sponsors and over 10,000 pencils collected from a pencil donation campaign. Whilst lending a helping hand, the volunteers felt privileged to learn about the mutual affection between the sponsors and the sponsored kids.

**Concern for girls' rights** In developing countries where gender inequality prevail, women often find themselves in a seriously disadvantaged position in the society. Girls have been subject to discrimination since birth and deprived of rights such as the entitlement to health services and education.

In March 2019, the Hong Kong Head Office of the Group organised 11 female staff in Hong Kong and Shenzhen to take part in the "Run for Girls" 3-km charity run hosted by Plan International to raise funds for girls living in developing countries, especially those suffering from the scourge of war, so as to help them fight for their rights. Approximately 1,500 female participants joined the charity run.

## 關愛兒童，給孩子們多一份溫暖

關愛弱勢社群，建設共融互助的社會是本集團可持續發展工作中不可或缺的一環。報告年度內，本集團積極參與關愛兒童的活動，致力為需要幫助的孩子們創造一個更美好的明天。

**關愛「來自星星的孩子」** 為鼓勵社會各界進一步關注自閉症兒童，光大綠色環保環境修復管理中心於二零一九年七月舉辦「藍色行動，愛不孤單 – 關注愛星星的孩子」公益活動，安排員工到訪常州市新北區向日葵兒童康復中心，聆聽與自閉症相關的講解，參與中心的自閉症兒童康復訓練，並陪同及輔助他們完成沙畫。

活動除了直接讓自閉症兒童感受到社會的關懷，亦讓參與的員工親身接觸社會的弱勢社群，更全面地認識企業可持續發展工作對社區的意義及積極貢獻。

**助力「助養兒童計劃」** 國際培幼會的「助養兒童計劃」為人們提供平台，向貧窮兒童提供捐助，並以書信來往等方式與孩子們建立聯繫。

二零一九年十二月，本集團香港總部應國際培幼會的邀請，組織義工隊協助該機構整理逾4,000封由受養孩子寄給助養者的感謝賀卡及從捐贈鉛筆活動收集的逾萬枝鉛筆。義工們在幫助他人的同時，也感受到助養者和受養兒童們對彼此的祝福與關心。

**關注女孩權益** 在性別不平等問題突出的發展中國家，女性在社會中常常處於嚴重的不利地位。女孩們自出生起便受到歧視，無法享有健康服務及教育等正當權益。

本集團香港總部於二零一九年三月組織香港和深圳共11位女性員工參加由國際培幼會舉辦的「愛·女孩」起跑3公里慈善跑活動，為發展中國家，尤其是身在戰亂國家的女童籌款，以幫助她們爭取權益。整個慈善跑活動合共有約1,500名女性報名參與。





## ORGANISING AND PARTICIPATING IN ENVIRONMENTAL ACTIVITIES TO PROMOTE GREEN AWARENESS

The importance of environmental protection to our sustainability effort is self-explanatory. The Group places a strong emphasis on imparting environmental awareness in the younger generation, so that they might continue to make contributions to sustainability. Apart from organising its own environmental campaigns, the Group also actively supports the environmental initiatives of other organisations. The following is a brief summary of the cases with our Hong Kong Head Office and two project companies in this regard.

### Hong Kong Head Office

To support the United Nations World Environment Day, the Green Council, a non-profitable charity in Hong Kong, organised the Hong Kong Green Day 2019 campaign. As one of the sponsors of the event, the Group was invited to attend the commencement ceremony on 5 June and received an appreciation letter from the organisers. Under the theme of “Environmental protection from waste reduction at source to clean recycling”, Hong Kong Green Day 2019 hosted a number of environmental initiatives during a period of 6 months to enhance environmental awareness and promote green living among Hong Kong citizens. The campaign boasted participation by more than 50,000 people, comprising members of the government and business sectors, college, secondary and primary students and the general public.



## 組織和參與環保活動，普及綠色環保意識

保護環境對可持續發展工作的重要性不言而喻。本集團重視如何把保護環境的意識灌輸到下一代，讓後代繼續為可持續發展作出貢獻。除了自行組織推廣環保的活動，本集團亦積極支持其他團體所舉辦的環保舉措。以下簡述香港總部及兩家項目公司的案例。

### 香港總部

為響應聯合國「世界環境日」，香港非牟利慈善機構 — 環保促進會舉辦「香港綠色日2019」活動。本集團作為活動的贊助機構之一，受邀參與六月五日的啟動儀式，並獲由大會頒發之感謝函。「香港綠色日2019」以「從源頭減廢到乾淨回收」為主題，於6個月的時間內舉辦多項環保活動，以提高香港市民的環保意識和推廣綠色生活。是次活動參與總人數超過5萬人，涉及的界別包括政府、商界、大專院校、中小學生以及一般市民。



Moreover, staff of the Hong Kong Head Office also participated in the “Everbright Environmental Education Workshop” jointly organised by Everbright International Environmental Protection Charitable Foundation and Heifer International Hong Kong Branch. During visits to primary and secondary schools in Hong Kong, they delivered the concept of environmental protection and renewable energy to the younger generation as well as stressed the importance of protecting the environment.

### Everbright Biomass Energy (Dingyuan) Limited

In 2019, Everbright Biomass Energy (Dingyuan) Limited of Dingyuan through its open-to-the-public event invited the National People’s Congress (“NPC”) delegates of Dingyuan County, teachers and students of a local primary school and members of the media to visit the company’s biomass power and environmental protection facilities. The 3 sessions of activities have enabled the Group to engage and communicate with stakeholders from different sectors and backgrounds and receive invaluable feedback which would further enhance its operations and sustainability efforts.

此外，香港總部員工亦參與由光大國際環保公益基金與國際小母牛香港分會合作之「光大環保教育工作坊」，到香港中、小學校將環保和再生能源的概念帶給學生，向下一代傳遞環保的重要性。

### 光大生物能源(定遠)有限公司

位於定遠的光大生物能源(定遠)有限公司於二零一九年透過公眾開放活動先後邀請了定遠縣的人大代表、當地一所小學的師生以及媒體代表參觀企業的生物質發電及環保設施。3節活動讓本集團充分地與不同階層及背景的持份者進行交流及溝通，並獲得寶貴的反饋，以進一步提升營運和可持續發展的工作。



Date 時間	Details of the activity 活動內容	Effect of the activity 活動效果
Early 2019  二零一九年初	<p>Dingyuan NPC delegates were invited to participate in the open-to-the-public event of our environmental facilities, where they were briefed on the philosophy and current status of the Group's environmental initiatives, including environmental protection measures, environmental benchmark requirements, industry information and technologies to facilitate compliance in emission.</p> <p>邀請定遠縣人大代表參加環保設施的公眾開放活動，向代表們展示了本集團的環保理念及發展現況，包括環保措施、環保指標要求、行業資訊、達標排放工藝等技術。</p>	<p>The government and the NPC delegates have expressed approval for the Group's environmental initiatives and open-to-the-public programme. The activity has also served as a useful supplementary measure for the government's supervision of the company's compliance with environmental standards in emission.</p> <p>政府和人大代表們肯定了本集團的環保工作與公眾開放計劃。活動也為政府對企業環保排放的監督工作提供有效補充。</p>
March 2019  二零一九年三月	<p>About 170 teachers and students from Dingyuan County Zhangqiao Primary School joined a guided tour of our biomass power generation process and environmental protection facilities, during which the guide explained to them the process of turning agricultural waste into fuel for power generation.</p> <p>安排講解員帶領170多位來自定遠縣張橋小學的師生參觀物質發電流程及環保設施，並解釋了農林廢棄物發電的過程。</p>	<p>The students have gained knowledge of the processes through which straw is used in combustion for power generation, boiler slag is used to fabricate bricks and bottom ash is turned into organic fertilisers, as well as deepened their understanding of how environmental initiatives have been applied in the community and of sustainability.</p> <p>令同學們了解到秸稈焚燒發電、爐渣製磚、灰渣製有機肥等轉廢為寶的工藝，加深他們對環保工作如何在社區應用的理解，以及對可持續發展的認識。</p>
September 2019  二零一九年九月	<p>In a media visit entitled "Rural Revival Through Industries — Mainstream Media on Dingyuan", we gave a detailed briefing to 28 visitors on the processes, social benefits and future prospects of biomass power generation.</p> <p>舉辦名為「鄉村振興看產業 — 主流媒體聚焦定遠」的媒體參觀活動，向28名參觀者詳細介紹生物質發電的工藝流程、社會效益及未來發展方向。</p>	<p>Through the media, we have changed the popular impression of power plants being "dirty, messy and subpar" and enhanced public understanding and support of green power and environmental protection.</p> <p>通過媒體改變公眾對電廠「髒、亂、差」的印象，增進群眾對綠色電力和環保工作的理解和支持。</p>

## Everbright Environmental (Suzhou) Solid Waste Treatment Limited

In March 2019, staff of the Suzhou Project participated in a tree planting initiative organised by Suzhou University of Science and Technology with the aim of enhancing the green landscape, beautifying the environment, increasing forestry resources and preventing soil erosion. In addition, to promote policies and scientific knowledge relating to ecological and environmental protection, the Suzhou Project joined the “Beat Air Pollution” mass walkathon in association with the local government and relevant authorities such as the Suzhou Industrial Park Land and Environmental Protection Bureau and China Association of Environmental Protection Industry Association on the World Environment Day on 5 June, in a bid to enhance public awareness of environmental protection by promoting green travelling, energy conservation and emissions reduction.

## ANNUAL PERFORMANCE AT A GLANCE

In line with the belief of “Taken from society, give back to society”, the Group continues to apply its own strengths to foster value for the communities in which it operates and help the public to improve their quality of life. The Group accounts for its total investment amount and hours of volunteer service annually. During the Reporting Year, the Group improved its statistical method by presenting breakdowns in terms of area of contribution and form of project, in order to reflect the areas of concern and forms of organisation of its community investment during the year in a more systematic manner, so as to provide reference for future activity arrangements.

In 2019, the Group donated approximately HK\$1,013,000<sup>34</sup> and contributed 56 hours of voluntary service, through cash and in-kind donations, volunteer work and other professional services, to the community.

## 光大環保(蘇州)固廢處置有限公司

蘇州項目的員工於二零一九年三月參加了一節由蘇州科技大學主辦的植樹活動，達到綠化、美化環境、擴大山林資源、防止水土流失等作用。此外，在六月五日世界環境日，為推廣關於生態環保的政策及科學知識，蘇州項目與當地政府及行業部門包括蘇州市工業園區國土環保局及環保產業協會一同參加以「藍天保衛戰，我是行動者」為主題的千人步行活動，宣揚綠色出行，節能減排，增強公眾環保意識。

## 年度表現一覽

秉持著「取之於社會，用之於社會」的信念，本集團持續運用自身能力，為運營所在社區創造價值，協助大眾提升生活品質。本集團每年統計投資總金額和義工服務時數；於報告年度內，本集團提升統計方法，將數據根據貢獻領域和項目形式進行拆分，以更系統地反映年度社會投資的關注範疇和組織形式，為未來的活動安排提供參考。

二零一九年，藉由現金和實物捐贈、義工活動和其他專業服務，本集團向社區貢獻約港幣1,013,000元<sup>34</sup>，義工服務56小時。

<sup>34</sup> Translated at the RMB to HK\$ exchange rate of 1:1.1347.

<sup>34</sup> 以人民幣兌港幣1:1.1347匯率進行折算。

Community investment amount and volunteer hours 社會投資金額和義工時數

		<b>Social investment amount</b> 社會投資金額 (HK\$ 港幣)	<b>Volunteer hours</b> 義工時數 (Hour 小時)
By area of contribution 以貢獻領域劃分	Poverty alleviation 精準扶貧	888,974.25	15
	Cultural education 文化教育	76,735.00	15
	Care for residents 居民關懷	24,515.80	26
	Natural disaster relief 自然災害援助	22,694.00	0
By form of contribution 以組織形式劃分	Donations 捐款	984,289.05	0
	Organisation of activities 組織活動	0	33
	Support of activities organised by third parties 響應第三方活動	28,630.00	23

# KPI OVERVIEW

## 關鍵績效指標總覽

### OPERATIONAL PERFORMANCE 運營表現

Indicator 指標	Unit 單位	2019 二零一九年	2018 二零一八年	2017 二零一七年
<b>Operating capacity</b> 運營能力				
Biomass <sup>35</sup> raw materials processed 生物質 <sup>35</sup> 原材料處理量	MT 公噸	4,748,266	3,159,990	1,684,691
Household waste processed 生活垃圾處理量	MT 公噸	1,186,695	881,254	249,212
Hazardous and solid waste processed 危廢及固廢處置量	MT 公噸	208,410	127,052	113,031
On-grid electricity <sup>36</sup> 上網電量 <sup>36</sup>	MWh 兆瓦時	4,106,589	2,873,870	1,667,503
On-grid electricity per MT of biomass <sup>37</sup> 平均每公噸生物質上網電量 <sup>37</sup>	kWh/MT of biomass fuel 千瓦時/公噸生物質燃料	656.60	809.2	826.98
Supply of sold steam 外售蒸汽供應量	MT 公噸	821,023	363,391	171,027
Total length of aboveground transmission lines 地上輸電線路總長度	km 公里	116.35	84.99	68.54
Total length of underground transmission lines 地下輸電線路總長度	km 公里	23.67	20.32	16.58
<b>Number of institutional and commercial clients</b> 機構及商業客戶數目				
Population of cities served 服務的城市人口數目	million persons 百萬人	133	No information collected 未收集資料	No information collected 未收集資料
Number of industrial/commercial clients 工商業客戶數目	unit 戶	3,843 <sup>38</sup>	No information collected 未收集資料	1,256 <sup>39</sup>
Number of government agencies 政府機構數目	unit 個	70 <sup>40</sup>	27 <sup>39</sup>	19 <sup>39</sup>

<sup>35</sup> Including biomass fuel and household waste.

<sup>36</sup> Total on-grid power generation comprising wind power, solar energy and biomass combustion.

<sup>37</sup> Covering biomass power generation and biomass processing only.

<sup>38</sup> Including 2,132 industrial/commercial clients of the Group's electricity-related projects.

<sup>39</sup> Including only clients who purchased electricity from the Group.

<sup>40</sup> Including 41 government clients of the Group's electricity-related projects.

<sup>35</sup> 包括生物質燃料和生活垃圾。

<sup>36</sup> 包括風力發電、光伏發電、生物質燃燒發電的總上網電量。

<sup>37</sup> 只涵蓋生物質發電量及生物質處理量。

<sup>38</sup> 包括本集團電力相關項目的2,132個工商業客戶。

<sup>39</sup> 僅包括向本集團購買電力的客戶。

<sup>40</sup> 包括本集團電力相關項目的41個政府客戶。



## SOCIAL PERFORMANCE 社會表現

Indicator 指標		Unit 單位	2019 二零一九年	2018 二零一八年	2017 二零一七年	Relevant data 相關數據
<b>Total staff headcount</b> 員工總數		<b>person</b> 人	<b>3,315</b>	<b>2,506</b>	<b>1,781</b>	HR structure pages 87-88 人力資源結構 第87至88頁
By gender 按性別劃分	Male 男性	person 人	2,590	1,984	1,420	
	Female 女性	person 人	725	522	361	
By age 按年齡劃分	30 or below 30歲及以下	person 人	1,609	1,302	980	
	31-40 31-40歲	person 人	1,281	911	575	
	41-50 41-50歲	person 人	357	254	197	
	51 or above 51歲及以上	person 人	68	39	29	
By employment contract 按僱傭合同劃分	Permanent/long-term 無固定期限/ 長期	person 人	246 <sup>41</sup>	2,401	No information collected 未收集資料	
	Short-term/temporary 短期/臨時	person 人	3,069 <sup>42</sup>	105	No information collected 未收集資料	
By employment type 按僱傭類型劃分	Full-time 全職	person 人	3,114	2,504	No information collected 未收集資料	
	Part-time 兼職	person 人	1	2	No information collected 未收集資料	
By geographical region 按地區劃分	Hong Kong 香港	person 人	19	16	13	
	Mainland China 中國內地	person 人	3,296	2,490	1,768	

<sup>41</sup> Comprising staff with an employment contract of more than 3 years.  
<sup>42</sup> Comprising staff with an employment contract of 3 years and/or less, as well as temporary staff such as interns, consultants and staff under dispatch arrangements.

<sup>41</sup> 包括3年制以上勞動合同員工。  
<sup>42</sup> 包括3年制及/以下勞工合同員工，以及實習生、顧問和派遣制人員等臨時員工。

Indicator 指標		Unit 單位	2019 二零一九年	2018 二零一八年	2017 二零一七年	Relevant data 相關數據
<b>New staff headcount and ratio</b> 新進員工人數及比率		<b>person (%)</b> 人(%)	<b>1,233</b> <b>(37.19%)</b>	<b>1,028</b> <b>(41.02%)</b>	<b>836</b> <b>(46.94%)</b>	HR structure page 89 人力資源結構第89頁
By gender 按性別劃分	Male 男性	person (%) 人(%)	946 (36.53%)	814 (41.03%)	683 (48.10%)	
	Female 女性	person (%) 人(%)	287 (39.59%)	214 (41.00%)	153 (42.38%)	
By age 按年齡劃分	30 or below 30歲及以下	person (%) 人(%)	722 (44.87%)	626 (48.08%)	540 (55.10%)	
	31-40 31-40歲	person (%) 人(%)	404 (31.54%)	346 (37.98%)	229 (39.83%)	
	41-50 41-50歲	person (%) 人(%)	87 (24.37%)	50 (19.69%)	67 (34.01%)	
	51 or above 51歲及以上	person (%) 人(%)	20 (29.41%)	6 (15.38%)	0 (0.00%)	
By geographical region 按地區劃分	Hong Kong 香港	person (%) 人(%)	3 (15.79%)	1 (6.25%)	3 (23.08%)	
	Mainland China 中國內地	person (%) 人(%)	1,230 (37.32%)	1,027 (41.24%)	833 (47.12%)	
<b>Staff turnover headcount and ratio</b> 流失員工人數及比率		<b>person (%)</b> 人(%)	<b>429</b> <b>(12.94%)</b>	<b>264</b> <b>(10.53%)</b>	<b>142</b> <b>(7.97%)</b>	HR structure pages 89-90 人力資源結構第89至90頁
By gender 按性別劃分	Male 男性	person (%) 人(%)	348 (13.44%)	212 (10.69%)	114 (8.03%)	
	Female 女性	person (%) 人(%)	81 (11.17%)	52 (9.96%)	28 (7.76%)	
By age 按年齡劃分	30 or below 30歲及以下	person (%) 人(%)	253 (15.72%)	159 (12.21%)	86 (8.78%)	
	31-40 31-40歲	person (%) 人(%)	141 (11.01%)	82 (9.00%)	42 (7.30%)	
	41-50 41-50歲	person (%) 人(%)	25 (7.00%)	21 (8.27%)	14 (7.11%)	
	51 or above 51歲及以上	person (%) 人(%)	10 (14.71%)	2 (5.13%)	0 (0.00%)	
By geographical region 按地區劃分	Hong Kong 香港	person (%) 人(%)	2 (10.53%)	0 (0.00%)	2 (7.92%)	
	Mainland China 中國內地	person (%) 人(%)	427 (12.96%)	264 (10.0%)	140 (13.38%)	



Indicator 指標	Unit 單位	2019 二零一九年	2018 二零一八年	2017 二零一七年	Relevant data 相關數據
<b>Proportion of total annual remuneration</b> 年度總薪酬比例					—
Total annual remuneration of highest paid employee in proportion to the median of the total annual remuneration of all employees (excluding that of the highest paid employee) 最高薪人士的年度總薪酬與全體員工(不包括最高薪人士)年度總薪酬中位數的比例	—	63.01:1	58.84:1	45.23:1	
Incremental rate of total annual remuneration of highest paid employee in proportion to the annual percentage growth of the median of the total annual remuneration of all employees (excluding that of the highest paid employee) 最高薪人士年度總薪酬增幅與全體員工(不包括最高薪人士)年度總薪酬中位數的年度百分比增長的比例	—	3.27:1	-0.87:1	1.40:1	

Indicator 指標		Unit 單位	2019 二零一九年	2018 二零一八年	2017 二零一七年	Relevant data 相關數據
<b>Parental leave statistics</b> 育兒假統計						Remuneration and benefits page 92 薪酬福利保障第92頁
Total number of staff eligible for parental leave 合資格申請育兒假的員工總數	Male 男性	person 人	2,285	No information collected 未收集資料	No information collected 未收集資料	
	Female 女性	person 人	669			
Total number of staff applying for parental leave 實際申請育兒假的員工總數	Male 男性	person 人	100	71	65	
	Female 女性	person 人	42	25	20	
Total number of staff returning to work after parental leave and return to work rate 育兒假結束後返崗的員工總數及返崗率	Male 男性	person (%) 人(%)	92 (95.83%)	65 (98.48%)	62 (95.38%)	
	Female 女性	person (%) 人(%)	23 (88.46%)	13 (92.86%)	20 (100%)	
Total number of staff returning to work after parental leave and remaining in service after 12 months and retention rate 育兒假結束後返崗且12個月後仍在職的員工總數及留任率	Male 男性	person (%) 人(%)	8 (61.54%)	44 (93.62%)	15 (93.75%)	
	Female 女性	person (%) 人(%)	4 (80.00%)	13 (100%)	8 (100%)	

Indicator 指標	Unit 單位	2019 二零一九年	2018 二零一八年	2017 二零一七年	Relevant data 相關數據
<b>Number and ratio of workers covered by OHS management system<sup>43</sup></b> 職業健康和安全管理體系覆蓋工作者 <sup>43</sup> 數量及比率	person (%) 人(%)	3,520 (100%)	No information collected 未收集資料	No information collected 未收集資料	—
Number and ratio of workers covered by internally audited management systems 經內部審核的管理體系覆蓋工作者數量及比率	person (%) 人(%)	2,750 (78.13%)	No information collected 未收集資料	No information collected 未收集資料	
Number and ratio of workers covered by externally certified <sup>44</sup> management systems 經外部認證 <sup>44</sup> 的管理體系覆蓋工作者數量及比率	person (%) 人(%)	1,615 (45.88%)	No information collected 未收集資料	No information collected 未收集資料	
<b>Safety and health statistics</b> 健康與安全統計					—
Number and rate of fatality caused by work-related injuries <sup>45</sup> 工傷導致的死亡數量及比率 <sup>45</sup>	Staff 員工	person (person/ 200,000 hours)	1 (0.03)	1 (0.04)	0 (0)
	Other workers <sup>46</sup> 其他工作者 <sup>46</sup>	person (person/ 200,000 hours)	1 (0.04)	0 (0)	0 (0)

<sup>43</sup> Including staff, as well as on-site project workers of third-party contractors and sub-contractors.

<sup>44</sup> OHSAS 18001 Occupational Health and Safety Management System.

<sup>45</sup> Rate of fatalities caused by work-related injuries = (Number of fatalities caused by work-related injuries/total work hours) x 200,000. Total work hours are estimated on the basis of 8 hours per working day per worker.

<sup>46</sup> Primary workers whose work and/or workplace are under the control of the Group, including on-site project workers of third-party contractors and sub-contractors.

<sup>43</sup> 包括員工，以及第三方承包商和分包商的項目駐場工人。

<sup>44</sup> OHSAS 18001職業健康和安全管理系統。

<sup>45</sup> 工傷引致的死亡率=(工傷引致的死亡人數/工作總時數)×200,000。工作總時數以每名工作者每工作日8小時工作時長進行估算。

<sup>46</sup> 工作和/或工作場所受本集團控制的主要工作者，包括第三方承包商和分包商的項目駐場工人。

Indicator 指標		Unit 單位	2019 二零一九年	2018 二零一八年	2017 二零一七年	Relevant data 相關數據
Number and rate of high-consequence work-related injuries <sup>47</sup> 嚴重後果工傷數量及比率 <sup>47</sup>	Staff	person (person/ 200,000 hours)	1 (0.03)	1 (0.04)	0 (0)	
	員工	人(人/20萬 小時)				
	Other workers <sup>46</sup>	person (person/ 200,000 hours)	0 (0)	0 (0)	0 (0)	
	其他工作者 <sup>46</sup>	人(人/20萬 小時)				
Number and rate of recordable work-related injuries <sup>48</sup> 可記錄工傷數量及 比率 <sup>48</sup>	Staff	person (person/ 200,000 hours)	3 (0.09)	6 (0.25)	4 (0.22)	
	員工	人(人/20萬 小時)				
	Other workers <sup>46</sup>	person (person/ 200,000 hours)	1 (0.04)	3 (0.18)	2 (0.15)	
	其他工作者 <sup>46</sup>	人(人/20萬 小時)				
Lost days due to work injury 工傷引致損失工作日數	Staff	day	655	237	199	
	員工	日				
	Other workers <sup>46</sup>	day	No information collected			
	其他工作者 <sup>46</sup>	日	未收集資料	13	45	
Number of work-related ill health 工作相關健康問題 數量	Staff	case	0	0	0	
	員工	件				
	Other workers <sup>46</sup>	case	0	0	0	
	其他工作者 <sup>46</sup>	件				

<sup>47</sup> Work-related injury sustained by a worker that will not or is not likely to recover so that the person returns to the healthy conditions prior to the injury within 6 months, excluding fatal cases. High-consequence work injury rate = (number of persons suffering from high-consequence work injuries / total work hours) x 200,000.

<sup>48</sup> Including fatality caused by work-related injuries, high-consequence work-related injuries and other work-related injuries. Traffic accidents on the way to and from work fulfilling the stated conditions for work-related injuries under the "Work Injury Insurance Regulations" of China are included in the calculation of work injury statistics. The major types of work injuries incurred by the Group in 2019 included: twisted ankle and bone fracture caused by traffic accidents happening while the staff was traveling for duty. Recordable work injury rate = (recordable number of persons suffering from work injuries/total work hours) x 200,000.

<sup>47</sup> 指工作者無法或難於6個月內恢復至受傷前健康狀態的工傷，不包括死亡個案。嚴重後果工傷比率 = (嚴重後果工傷人數 / 工作總時數) × 200,000。

<sup>48</sup> 包括工傷引致的死亡，嚴重後果工傷及其他工傷個案。其中，符合中國內地《工傷保險條例》工傷認定條件的上下班交通事故亦被納入工傷統計數據。二零一九年，本集團主要工傷類型為：腳踝扭傷及通勤交通事故造成的骨折。可記錄工傷比率 = (可記錄工傷人數 / 工作總時數) × 200,000。

Indicator 指標		Unit 單位	2019 二零一九年	2018 二零一八年	2017 二零一七年	Relevant data 相關數據
Working hours 工作時數	Staff 員工	hour 小時	6,817,384 <sup>49</sup>	4,892,096	No information collected 未收集資料	
	Other workers <sup>46</sup> 其他工作者 <sup>46</sup>	hour 小時	4,561,212	3,253,984	No information collected 未收集資料	
<b>Staff training ratio</b> 受培訓員工比率		<b>%</b>	<b>84.07%</b>	<b>No information collected</b> 未收集資料	<b>No information collected</b> 未收集資料	Training and development page 93 培訓及發展第93頁
By gender 按性別劃分	Male 男性	%	92.97%	No information collected 未收集資料	No information collected 未收集資料	
	Female 女性	%	52.28%	No information collected 未收集資料	No information collected 未收集資料	
By employee category 按員工類別劃分	Senior management 高級管理人員	%	40.78%	No information collected 未收集資料	No information collected 未收集資料	
	Middle management 中層管理人員	%	100.00%	No information collected 未收集資料	No information collected 未收集資料	
	General and technical staff 一般及技術員工	%	81.98%	No information collected 未收集資料	No information collected 未收集資料	
<b>Average training hour per staff</b> 每名員工平均培訓時數		<b>hour</b>	<b>36.00</b>	<b>104.38</b>	<b>87.44</b>	Training and development page 93 培訓及發展第93頁
By gender 按性別劃分	Male 男性	hour 小時	36.23	114.29	90.75	
	Female 女性	hour 小時	35.14	66.73	74.46	

<sup>49</sup> Estimations based on 8 hours' work per working day per employee.

<sup>49</sup> 以每名員工每工作日8小時工作時長進行估算。

Indicator 指標		Unit 單位	2019 二零一九年	2018 二零一八年	2017 二零一七年	Relevant data 相關數據
By employee category 按員工類別劃分	Senior management 高級管理人員	hour 小時	12.04	55.20	27.52	
	Middle management 中層管理人員	hour 小時	18.30	52.61	21.61	
	General and technical staff 一般及技術員工	hour 小時	39.98	115.53	101.32	
<b>Number of suppliers</b> 供應商數目		<b>unit</b> 個	<b>1,758<sup>50</sup></b>	<b>113</b>	<b>789</b>	<b>—</b>
By geographic region 按地區劃分	Hong Kong 香港	unit 個	42	0	0	
	Mainland China 中國內地	unit 個	1,716	113	789	
By type 按類別劃分	Raw materials and equipment 原料和設備	unit 個	1,026	No information collected 未收集資料	No information collected 未收集資料	
	Engineering work 工程	unit 個	251	No information collected 未收集資料	No information collected 未收集資料	
	Other services <sup>51</sup> 其他服務 <sup>51</sup>	unit 個	481	No information collected 未收集資料	No information collected 未收集資料	

<sup>50</sup> Of all the suppliers, 42.38% were appointed through tenders and 57.62% through specific negotiation, price quotations and comparisons and other project referrals.

<sup>51</sup> Including property, consultation, printing, inspection and testing maintenance, among others.

<sup>50</sup> 42.38%的供應商通過招標引進，其餘57.62%的供應商通過定向談判、詢價比價及其他項目推薦等方式聘用。

<sup>51</sup> 包括物業、顧問、印刷及檢測維修等服務。

## ENVIRONMENTAL PERFORMANCE 環境表現

Indicator 指標	Unit 單位	2019 二零一九年	2018 二零一八年	2017 二零一七年	Relevant data 相關數據
<b>Emission of air pollutants</b> 空氣污染物排放量					
NO <sub>x</sub> 氮氧化物	MT 公噸	1,924	1,470	1,320	GHG and exhaust gas page 123 溫室氣體及廢氣第123頁
SO <sub>2</sub> <sup>52</sup> 硫氧化物 <sup>52</sup>	MT 公噸	716	667	630	
RSP 可吸入懸浮粒子	MT 公噸	134	93	86	
<b>GHG emission and intensity</b> 溫室氣體排放量及密度					
Total GHG emission (Scopes 1 and 2) 溫室氣體總排放量(範圍1及2)	MT CO <sub>2</sub> equivalent 公噸二氧化碳當量	1,051,160	979,711	177,704	GHG and exhaust gas pages 118-122 溫室氣體及廢氣第118至122頁
Total GHG emission (Scopes 1, 2 and 3) 溫室氣體總排放量(範圍1、2及3)	MT CO <sub>2</sub> equivalent 公噸二氧化碳當量	1,139,726	986,672	181,648	
GHG Intensity (Scope 1 and 2, based on on-grid electricity) 溫室氣體密度(範圍1及2, 以上網電量計)	kg CO <sub>2</sub> equivalent/kWh 公斤二氧化碳當量/千瓦時	0.21	No information collected 未收集資料	No information collected 未收集資料	
GHG intensity <sup>53</sup> (Scope 1, 2 and 3, based on on-grid electricity) 溫室氣體密度 <sup>53</sup> (範圍1、2及3, 以上網電量計算)	kg CO <sub>2</sub> equivalent/kWh 公斤二氧化碳當量/千瓦時	0.23	0.34	0.11	
GHG intensity (Scope 1 and 2, based on operating revenue) 溫室氣體密度(範圍1及2, 以運營服務收益計算)	MT CO <sub>2</sub> equivalent/ HK\$ million 公噸二氧化碳當量/ 百萬港元	252.36	No information collected 未收集資料	No information collected 未收集資料	
GHG Intensity (Scope 1, 2 and 3, based operating revenue) 溫室氣體密度(範圍1、2及3, 以運營服務收益計算)	MT CO <sub>2</sub> equivalent/MWh 公噸二氧化碳當量/兆瓦時	273.63	No information collected 未收集資料	No information collected 未收集資料	
GHG intensity of net on-grid electricity (Scope 1) 淨上網電量的溫室氣體密度(範圍1)	MT CO <sub>2</sub> equivalent/MWh 公噸二氧化碳當量/兆瓦時	0.19	No information collected 未收集資料	No information collected 未收集資料	
Scope 1 – direct GHG emission 範圍1—直接溫室氣體排放	MT CO <sub>2</sub> equivalent 公噸二氧化碳當量	1,014,950	964,173	169,047	
Scope 2 – energy indirect GHG emission <sup>54</sup> 範圍2—能源間接溫室氣體排放 <sup>54</sup>	MT CO <sub>2</sub> equivalent 公噸二氧化碳當量	36,210	15,538	8,657	
Scope 3 – other indirect GHG emission 範圍3—其他間接溫室氣體排放	MT CO <sub>2</sub> equivalent 公噸二氧化碳當量	88,566	6,961	3,944	

<sup>52</sup> Data for 2019 comprise data on SO<sub>x</sub> emissions, while data for 2017 and 2018 comprise data on SO<sub>2</sub> only.

<sup>53</sup> Including data from integrated biomass utilisation projects only.

<sup>54</sup> Measurement using the location-based method.

<sup>52</sup> 二零一九年數據為硫氧化物排放量，二零一七年和二零一八年數據僅為二氧化硫排放量。

<sup>53</sup> 只包括生物質綜合利用項目的數據。

<sup>54</sup> 使用「基於位置的方法(location-based method)」進行量化。

Indicator 指標	Unit 單位	2019 二零一九年	2018 二零一八年	2017 二零一七年	Relevant data 相關數據
<b>Hazardous waste produced and intensity</b> 有害廢棄物產生量及密度					Waste and sewage pages 116-117 廢棄物及污水 第116至117頁
Total hazardous waste generated <sup>55</sup> 有害廢棄物產生量 <sup>55</sup>	MT 公噸	143,427	39,513	17,345	
Hazardous waste intensity (based on on-grid electricity) <sup>56</sup> 有害廢棄物密度 (以上網電量計算) <sup>56</sup>	MT/MWh 公噸/兆瓦時	0.035	0.01	0.01	
Hazardous waste intensity (based on operating revenue) 有害廢棄物密度(以運營服務 收益計算)	MT/HK\$ million 公噸/百萬港元	34.43	No information collected 未收集資料	No information collected 未收集資料	
<b>Non-hazardous waste produced and intensity</b> 無害廢棄物產生量及密度					
Non-hazardous waste generated <sup>57</sup> 無害廢棄物產生量 <sup>57</sup>	MT 公噸	1,052,000	805,550	349,910	
Non-hazardous waste intensity (based on on-grid electricity) <sup>56</sup> 無害廢棄物密度 (以上網電量計算) <sup>56</sup>	MT/MWh 公噸/兆瓦時	0.27	0.28	0.21	
Non-hazardous waste intensity (based on operating revenue) 無害廢棄物密度(以運營服務 收益計算)	MT/HK\$ million 公噸/百萬港元	252.56	No information collected 未收集資料	No information collected 未收集資料	

<sup>55</sup> Data for 2019 include hazardous waste generated by all projects in operation excluding the volume of waste generated in Hong Kong and Shenzhen; data for 2017 and 2018 include hazardous fly ash and bottom ash only.

<sup>56</sup> Including data from integrated biomass utilisation projects only.

<sup>57</sup> Data for 2019 include non-hazardous waste generated by all projects in operation excluding the volume of waste generated in Hong Kong and Shenzhen; data for 2017 and 2018 include non-hazardous furnace ash, bottom ash and office waste only.

<sup>56</sup> 二零一九年數據包含所有項目運營產生的有害廢棄物，未包含香港及深圳廢棄物產生量；二零一七年和二零一八年數據只包括有害飛灰和爐渣。

<sup>56</sup> 只包括生物質綜合利用項目的數據。

<sup>57</sup> 二零一九年數據包括所有項目運營產生的無害廢棄物，未包含香港及深圳廢棄物產生量；二零一七年和二零一八年數據只包括無害爐灰、爐渣和辦公室廢棄物。



Indicator 指標	Unit 單位	2019 二零一九年	2018 二零一八年	2017 二零一七年	Relevant data 相關數據
<b>Energy consumption and intensity</b> 能源消耗量及密度					
Total energy consumption 能源消耗總量	GJ 吉焦耳	121,211,867 <sup>58</sup>	588,471.09	452,968.48	Energy consumption pages 124-125 能源使用第124至125頁
	MWh equivalent 兆瓦時等值	33,669,963 <sup>58</sup>	163,464	125,825	
Energy intensity (based on on-grid electricity) <sup>59</sup> 能源密度(以上網電量計算) <sup>59</sup>	KJ/kWh 千焦/千瓦時	31,516.92	204.77	266.85	
	MWh equivalent/MWh 兆瓦時等值/兆瓦時	8.75	0.057	0.074	
Energy intensity (based on operating revenue) 能源密度(以運營服務收益計算)	GJ/HK\$'000 吉焦耳/千港元	29.10	No information collected 未收集資料	No information collected 未收集資料	
	MWh equivalent/HK\$'000 兆瓦時等值/千港元	8.08			
Total non-renewable fuel consumption <sup>60</sup> 不可再生來源燃料消耗總量 <sup>60</sup>	GJ 吉焦耳	2,770,365	107,133.61	7,996.97	
	MWh equivalent 兆瓦時等值	769,545	29,759	2,221	
Gasoline 汽油	GJ 吉焦耳	17,114	8,601.47	No information collected 未收集資料	
	MWh equivalent 兆瓦時等值	4,754	2,389		
Diesel 柴油	GJ 吉焦耳	175,335	88,811.40	No information collected 未收集資料	
	MWh equivalent 兆瓦時等值	48,704	24,670		
LNG 液化天然氣	GJ 吉焦耳	11,878	No information collected 未收集資料	No information collected 未收集資料	
	MWh equivalent 兆瓦時等值	3,299			

<sup>58</sup> Including the Group's internal energy consumption only.

<sup>59</sup> Including data from integrated biomass utilisation projects only.

<sup>60</sup> Conversion of fuel energy is based on low calorific value; conversion of steam energy is based on temperature and pressure.

<sup>58</sup> 僅包括本集團內部的能源消耗量。

<sup>59</sup> 只包括生物質綜合利用項目的數據。

<sup>60</sup> 各燃料能源轉換採用低位熱值計算，蒸汽能源轉換根據溫度和壓力計算。

Indicator 指標	Unit 單位	2019 二零一九年	2018 二零一八年	2017 二零一七年	Relevant data 相關數據
LPG 液化石油氣	GJ 吉焦耳	417	No information collected 未收集資料	No information collected 未收集資料	
	MWh equivalent 兆瓦時等值	116			
Natural gas 天然氣	GJ 吉焦耳	43,613	9,720.74	7,996.97	
	MWh equivalent 兆瓦時等值	12,114	2,700	2,221	
Methane 甲烷	GJ 吉焦耳	111	No information collected 未收集資料	No information collected 未收集資料	
	MWh equivalent 兆瓦時等值	31	No information collected 未收集資料	No information collected 未收集資料	
Household waste (fossil carbon) 生活垃圾(礦物碳)	GJ 吉焦耳	2,521,897			
	MWh equivalent 兆瓦時等值	700,527			
Total renewable fuel consumption <sup>61</sup> 可再生來源燃料消耗總量 <sup>61</sup>	GJ 吉焦耳	134,259,027	No information collected 未收集資料	No information collected 未收集資料	
	MWh equivalent 兆瓦時等值	37,294,174			
Household waste (biocarbon) <sup>62</sup> 生活垃圾(生物碳) <sup>62</sup>	GJ 吉焦耳	4,517,805	No information collected 未收集資料	No information collected 未收集資料	
	MWh equivalent 兆瓦時等值	1,254,946			
Biomass (biocarbon) <sup>62</sup> 生物質(生物碳) <sup>62</sup>	GJ 吉焦耳	129,741,222	No information collected 未收集資料	No information collected 未收集資料	
	MWh equivalent 兆瓦時等值	36,039,228			
Total other energy consumption 其他能源消耗總量	MWh equivalent 兆瓦時等值	(4,393,755)	133,705	123,603	

<sup>61</sup> Conversion of fuel energy is based on low calorific value; conversion of steam energy is based on temperature and pressure.

<sup>62</sup> Biomass fuel is defined as renewable energy under GRI Standards.

<sup>61</sup> 各燃料能源轉換採用低位熱值計算，蒸汽能源轉換根據溫度和壓力計算。

<sup>62</sup> 根據GRI定義，生物質燃料屬於可再生能源。

Indicator 指標	Unit 單位	2019 二零一九年	2018 二零一八年	2017 二零一七年	Relevant data 相關數據
Self-generated electricity consumption 自產自用電力	MWh 兆瓦時	402,470 <sup>63</sup>	112,046	111,589	
Self-generated steam (heat) consumption 自產自用蒸汽(熱力)	MWh equivalent 兆瓦時等值	2,070,513 <sup>63</sup>	No information collected 未收集資料	No information collected 未收集資料	
Purchased electricity 外購電力	MWh 兆瓦時	45,018	21,659	12,014	
Purchased steam (heat) 外購蒸汽(熱力)	MWh equivalent 兆瓦時等值	22,079	No information collected 未收集資料	No information collected 未收集資料	
Sold electricity 外銷電力	MWh 兆瓦時	(4,106,589) <sup>64</sup>	No information collected 未收集資料	No information collected 未收集資料	
Sold steam (heat) 外銷蒸汽(熱力)	MWh equivalent 兆瓦時等值	(621,509)	No information collected 未收集資料	No information collected 未收集資料	
<b>Water consumption and intensity 耗水量及密度</b>					
Total water consumption 總耗水量	m <sup>3</sup> 立方米	13,228,298	6,533,952	4,467,770	
Water consumption intensity (Based on on-grid electricity) <sup>65</sup> 耗水密度(以上網電量計算) <sup>65</sup>	m <sup>3</sup> /kWh 立方米/千瓦時	0.0034	0.0023	0.0027	
Water consumption intensity (Based on operating revenue) 耗水密度(以運營服務收益計算)	m <sup>3</sup> /HK\$'000 立方米/千港元	3.18	No information collected 未收集資料	No information collected 未收集資料	

<sup>63</sup> Excluded from total energy consumption to avoid double-counting.

<sup>64</sup> Sold electricity generated by solar energy and wind power projects (267,246 MWh) is excluded from total energy consumption.

<sup>65</sup> Including data from integrated biomass utilisation projects only.

<sup>63</sup> 不計入能源總耗量，以避免重複計算。

<sup>64</sup> 光伏發電及風電項目的外銷電力(267,246兆瓦時)不計入能源總耗量。

<sup>65</sup> 只包括生物質綜合利用項目的數據。

# VERIFICATION STATEMENT

## 審核聲明



香港品質保證局

### VERIFICATION STATEMENT

#### Scope and Objective

Hong Kong Quality Assurance Agency ("HKQAA") was commissioned by China Everbright Greentech Limited ("Everbright Greentech") to undertake an independent verification for its Sustainability Report 2019 ("the Report"). The Report stated the sustainability performance of Everbright Greentech in the period of 1<sup>st</sup> January 2019 to 31<sup>st</sup> December 2019.

The aim of this verification is to provide a reasonable assurance on the reliability of the report contents. The Report has been prepared in accordance with the Global Reporting Initiatives ("GRI") Standards: Comprehensive option, the GRI G4 Electric Utilities Sector Disclosure, as well as Rule 13.91 and Appendix 27 "Environmental, Social and Governance Reporting Guide ("ESG Guide")" of the Main Board Listing Rules of The Stock Exchange of Hong Kong Limited.

#### Level of Assurance and Methodology

The process applied in this verification was based on the International Standard on Assurance Engagements 3000 (Revised), Assurance Engagements Other than Audits or Reviews of Historical Financial Information issued by the International Auditing and Assurance Standards Board. Our evidence gathering process was designed to obtain a reasonable level of assurance as set out in the standard for the purpose of devising the verification conclusion. The extent of this verification process undertaken covered the criteria set in the GRI Standards: Comprehensive option and the ESG Guide.

HKQAA's verification process included verifying the mechanisms for collecting, calculating and reporting the sustainability performance information, reviewing relevant documented information, interviewing responsible personnel with accountability for preparing the Report and verifying selected representative samples of data and information. Raw data and supporting evidence of the selected samples were thoroughly examined during the verification process.

#### Independence

Everbright Greentech is responsible for the collection and preparation of the information presented. HKQAA did not involve in the collection and calculation of data or the compilation of the reporting contents. Our verification activities were entirely independent and there was no relationship between HKQAA and Everbright Greentech that would affect the impartiality of the verification.

#### Conclusion

Based on the verification results and in accordance with the verification procedures undertaken, HKQAA has obtained reasonable assurance and in the opinion that:

- The Report has been prepared in accordance with the GRI Standards: Comprehensive option, the Electric Utilities Sector Disclosure and the ESG Guide;
- The Report illustrates the sustainability performance of Everbright Greentech, covering all material aspects, in a balanced, comparable, clear and timely manner; and
- The data and information disclosed in the Report are reliable and complete.

Nothing has come to HKQAA's attention that the selected sustainability performance information and data contained in the Report has not been prepared and presented fairly and honestly, in all material aspects, in accordance with the verification criteria.

In conclusion, the Report reflects truthfully of Everbright Greentech's sustainability performance that is commensurate with the sustainability context and materiality of the company.

Signed on behalf of Hong Kong Quality Assurance Agency

KT Ting

Director, Strategic Services Development  
May 2020





香港品質保證局

## 核實聲明

### 範圍及目的

香港品質保證局已對中國光大綠色環保有限公司（「光大綠色環保」）二零一九年可持續發展報告（「報告」）的全部內容進行獨立驗證。該報告陳述了光大綠色環保於二零一九年一月一日至二零一九年十二月三十一日期間，有關可持續發展方面工作的表現。

此核實聲明的目的是對報告所記載之內容提供合理保證。報告是根據全球報告倡議組織（GRI）的《可持續發展報告標準》的全面選項、《電力行業披露》，及香港聯合交易所有限公司主板上市規則第 13.91 條及附錄二十七所載的《環境、社會及管治報告指引》的要求編制。

### 保證程度和核實方法

此次驗證工作是依據 International Auditing and Assurance Standards Board (國際審計與核證準則委員會)發佈的 International Standard on Assurance Engagements 3000 (Revised), Assurance Engagements Other than Audits or Reviews of Historical Financial Information (《國際核證聘用準則 3000 (修訂版), 歷史財務資料審計或審閱以外的核證聘用》)執行。收集核實證據的幅度是參考國際準則所訂定進行合理保證的原則而制定以確保能擬定核實結論。此外，核實的內容是按照全球報告倡議組織(GRI)的《可持續發展報告標準》的全面選項、《電力行業披露》，及《環境、社會及管治報告指引》而定。

香港品質保證局核實過程包括驗證了光大綠色環保的可持續發展表現資料收集、計算和彙報的機制，檢閱有關文件資料，與負責編制報告的代表面談，選取具有代表性的數據和資料進行查核。相關原始數據和支持證據亦於核實過程中經過詳細審閱。

### 獨立性

光大綠色環保負責收集和準備所有在報告內陳述的資料。香港品質保證局不涉及收集和計算此報告內的數據或參與編撰此報告。就提供此核實服務而言，香港品質保證局與光大綠色環保之間並無任何會影響核實公正的關係，我們的核實過程是完全獨立的。

### 結論

基於是次的核實結果，香港品質保證局對報告作出合理保證並總結：

- 報告是按照 GRI 的《可持續發展報告標準》的全面選項、《電力行業披露》，及《環境、社會及管治報告指引》的要求編制；
- 報告平衡、清晰、具比較性和及時地將光大綠色環保的可持續發展表現包括所有重要的可持續發展範疇闡述；
- 報告內的數據和資料可靠完整。

根據驗證準則，香港品質保證局沒有發現在報告內闡述的可持續發展表現資訊和資料並非公平和如實地按照主要範疇作出披露。

總體而言，此報告能如實地反映光大綠色環保的可持續發展表現並與其具體的可持續發展情況和重要性相稱。

### 香港品質保證局代表簽署

丁國滔  
策略服務發展總監  
二零二零年五月

# CORPORATE MEMBERSHIP

## 企業會籍

Association joined 參與協會	Activities during the year 年度活動
China Resource Recycling Association Hazardous Waste Committee 中國再生資源回收利用協會危險廢物專業委員會	Participated in the Third National Assembly of Cooperation and Innovation in Hazardous Waste Treatment. 參加「第三屆全國危險廢物合作創新發展大會」。
Biomass Energy Branch of China Association for the Promotion of Industrial Development (Formerly known as “Biomass Energy Industry Alliance”)	<ul style="list-style-type: none"> <li>Participate in the compilation of number of Industry Reports, such as “China Biomass Power Generation Industry Ranking Report”, “Industry Report on China Household Waste-to-Energy Power Generation in Cities and Towns (2019)”, “Report on the Development of Agricultural and Forestry Biomass Power Generation and Cogeneration Industry (2019)”, “Lessons for China from the Development of the Biomethane Industry in Germany and Sweden”;</li> <li>Provide suggestions for a number of industry policies and standards, the compilation of “Implementation Plan for the Industrialisation Development of Biomethane”, “Master Proposal for Biomass Power Generation Subsidy Policies”. Submission of the “Proposal for Study on Emission Limits of Agricultural and Forestry Biomass Direct Combustion Boilers” to the Ministry of Ecology and Environment; and</li> <li>Participate in the “Industrial Development Seminar of National Biomass Industry Associations and Conference on Energy Conservation and Eco-friendly Technologies for Agricultural and Forestry Biomass Heat and Power Plants”, “Third Summit Forum for Waste-to-Energy Innovation and Protection of Yangtze River Against Pollution 2019”, and “2019 International Biomass Energy Innovation Forum”.</li> </ul>
中國產業發展促進會生物質能產業分會 (前稱「生物質源產業聯盟」)	<ul style="list-style-type: none"> <li>參與編寫《中國生物質發電產業排名報告》、《2019中國城鎮生活垃圾焚燒發電產業發展報告》、《2019農林生物質發電及熱電聯產產業發展報告》、《德國瑞典生物天然氣產業對我國的啟示》等多項行業報告；</li> <li>為多項行業政策及標準提供建議，參與編制《生物天然氣產業化發展實施方案》和《生物質發電補貼政策總體方案》，向生態環境部遞交《農林生物質直燃鍋爐排放標準限制研究的建議》；及</li> <li>參與「全國生物質能行業組織產業發展研討會暨農林生物質熱電廠節能環保技術交流大會」、「2019第三屆垃圾焚燒發電產業創新發展暨長江大保護污染治理高峰論壇」、「2019全球生物質能創新發展高峰論壇」等大型會議。</li> </ul>

Association joined 參與協會	Activities during the year 年度活動
Anhui New Energy Association 安徽省新能源協會	Participated in the third meeting of the second session of Anhui New Energy Association and the first wind power forum. 參加安徽省新能源協會第二屆第三次會議暨首屆風電發展論壇。
Suzhou Environmental Protection Industry Association 蘇州市環保產業協會	<ul style="list-style-type: none"> <li>• Participated in the “School + Business Ecological Initiative” plantation activity organised by the Association;</li> <li>• Visited the 20th IE expo China;</li> <li>• Participated in the June 5th World Environment Day activities organised by the Association;</li> <li>• Participated in the “Celebration of the 70th Anniversary of the Founding of the PRC and Suzhou Environmental Science and Technology Conference”; and</li> <li>• Attended the fifth meeting for members at vice president (supervisor) level or above for the current year.</li> </ul> <ul style="list-style-type: none"> <li>• 參加協會組織的「校企共建生態長青林」植樹節活動；</li> <li>• 參觀第二十屆中國環博會；</li> <li>• 參加協會組織的「六·五」世界環境日活動；</li> <li>• 參加「慶祝中華人民共和國70週年暨蘇州環境保護科學技術大會」；及</li> <li>• 參加年度副會長（監事）以上第五次會議。</li> </ul>
Suzhou Society for Environmental Sciences 蘇州市環境科學學會	<ul style="list-style-type: none"> <li>• Participated in talks on specialised environmental technologies under the themes of “Laws, Regulations and Standards relating to Discharge Approval Policy and Soil Pollution Prevention and Treatment”, as well as “Prevention and Treatment of Hazardous Waste Pollution”; and</li> <li>• Participated in training on “Self-monitoring and Information Disclosure of Enterprises”.</li> </ul> <ul style="list-style-type: none"> <li>• 參與主題為「排污許可政策、土壤污染防治相關法律法規及標準」以及「危險廢物污染防治」的環境專業技術講座；及</li> <li>• 參加「企業自行監測及信息公開」培訓。</li> </ul>
Jiangsu Environmental Protection Industry Association 江蘇省環境保護產業協會	Nil. 無。
Anhui Environment Federation 安徽省環保聯合會	Nil. 無。

# STOCK EXCHANGE ESG REPORTING GUIDE CONTENT INDEX

## 香港聯交所《環境、社會及管治報告指引》內容索引

Aspects	Contents	Relevant chapter(s) and/ or other explanations	Page number
主要層面	內容	有關章節及／或其他說明	頁碼
<b>A. Environmental</b>			
<b>A. 環境</b>			
<b>A1 Emissions</b>			
<b>A1 排放物</b>			
General Disclosure	Information on: (a) the policies; and (b) compliance with relevant laws and regulations that have a significant impact on the issuer relating to air and greenhouse gas emissions, discharges into water and land, and generation of hazardous and non-hazardous waste.	Corporate Governance Environmental Management	63, 65, 96, 98
一般披露	有關廢氣及溫室氣體排放、向水及土地的排污、有害及無害廢棄物的產生等的 (a) 政策；及 (b) 遵守對發行人有重大影響的相關法律及規例的資料。	企業管治 環境管理	
A1.1	The types of emissions and respective emissions data. 排放物種類及相關排放數據。	KPI Overview 關鍵績效指標總覽	145
A1.2	Greenhouse gas emissions in total and intensity 溫室氣體總排放量及溫室氣體密度。	KPI Overview 關鍵績效指標總覽	145
A1.3	Total hazardous waste produced and intensity 所產生有害廢棄物總量及密度。	KPI Overview 關鍵績效指標總覽	146
A1.4	Total non-hazardous waste produced and intensity 所產生無害廢棄物總量及密度。	KPI Overview 關鍵績效指標總覽	146
A1.5	Description of measures to mitigate emissions and results achieved. 描述減低排放量的措施及所得成果。	Environmental Management 環境管理	100, 102
A1.6	Description of how hazardous and non-hazardous wastes are handled, reduction initiatives and results achieved. 描述處理有害及無害廢棄物的方法、減低產生量的措施及所得成果。	Environmental Management 環境管理	99, 114, 116



Aspects	Contents	Relevant chapter(s) and/ or other explanations	Page number
主要層面	內容	有關章節及／或其他說明	頁碼
<b>A2 Use of Resources</b>			
<b>A2 資源使用</b>			
General Disclosure 一般披露	Policies on the efficient use of resources, including energy, water and other raw materials. 有效使用資源(包括能源、水及其他原材料)的政策。	Environmental Management 環境管理	98
A2.1	Direct and/or indirect energy consumption by type in total and intensity. 按類型劃分的直接及／或間接能源總耗量及密度。	KPI Overview 關鍵績效指標總覽	147-149
A2.2	Water consumption in total and intensity. 總耗水量及密度。	KPI Overview 關鍵績效指標總覽	149
A2.3	Description of energy use efficiency initiatives and results achieved. 描述能源使用效益計劃及所得成果。	Environmental Management 環境管理	101, 105-107
A2.4	Description of whether there is any issue in sourcing water that is fit for purpose, water efficiency initiatives and results achieved. 描述求取適用水源上可有任何問題，以及提升用水效益計劃及所得成果。	The Group did not encounter any problem in sourcing water that is fit for purpose. 本集團在求取適用水源上不存在任何問題。	102
A2.5	Total packaging material used for finished product. 製成品所用包裝材料的總量。	During the Reporting Year, only the integrated biomass utilisation projects consumed packaging materials, including 0.04 MT of metal and 0.22 MT of plastics. 報告年度內，僅生物質綜合利用項目使用包裝材料，包括金屬0.04公噸和塑料0.22公噸。	-

Aspects	Contents	Relevant chapter(s) and/ or other explanations	Page number
主要層面	內容	有關章節及/或其他說明	頁碼
<b>A3 The Environment and Natural Resources</b>			
<b>A3 環境及天然資源</b>			
General Disclosure 一般披露	Policies on minimising the issuer's significant impact on the environment and natural resources. 減低發行人對環境及天然資源造成重大影響的政策。	Environmental Management 環境管理	96-97
A3.1	Description of the significant impacts of activities on the environment and natural resources and the actions taken to manage them. 描述業務活動對環境及天然資源的重大影響及已採取管理有關影響的行動。	Environmental Management 環境管理	96-97
<b>B. Social</b>			
<b>B. 社會</b>			
<b>B1 Employment</b>			
<b>B1 僱傭</b>			
General Disclosure 一般披露	Information on: (a) the policies; and (b) compliance with relevant laws and regulations that have a significant impact on the issuer relating to compensation and dismissal, recruitment and promotion, working hours, rest periods, equal opportunity, diversity, anti-discrimination, and other benefits and welfare. 有關薪酬及解僱、招聘及晉升、工作時數、假期、平等機會、多元化、反歧視以及其他待遇及福利的 (a) 政策；及 (b) 遵守對發行人有重大影響的相關法律及規例的資料。	Corporate Governance Employee Care 企業管治 員工關懷	63, 65, 73-74
B1.1	Total workforce by gender, employment type, age group and geographical region. 按性別、僱傭類型、年齡組別及地區劃分的僱員總數。	KPI Overview 關鍵績效指標總覽	137
B1.2	Employee turnover rate by gender, age group and geographical region. 按性別、僱傭類型及地區劃分的僱員流失比率。	KPI Overview 關鍵績效指標總覽	138

Aspects	Contents	Relevant chapter(s) and/ or other explanations	Page number
主要層面	內容	有關章節及／或其他說明	頁碼
<b>B2 Health and Safety</b>			
<b>B2 健康與安全</b>			
General Disclosure	Information on: (a) the policies; and (b) compliance with relevant laws and regulations that have a significant impact on the issuer relating to providing a safe working environment and protecting employees from occupational hazards.	Corporate Governance Employee Care	63, 65, 70-72
一般披露	有關提供安全工作環境及保障僱員避免職業性危害的： (a) 政策；及 (b) 遵守對發行人有重大影響的相關法律及規例的資料。	企業管治 員工關懷	
B2.1	Number and rate of work-related fatalities. 因工作關係而死亡的人數及比率。	KPI Overview 關鍵績效指標總覽	141
B2.2	Lost days due to work injury. 因工傷損失工作日數。	KPI Overview 關鍵績效指標總覽	142
B2.3	Description of occupational health and safety measures adopted, how they are implemented and monitored. 描述所採納的職業健康與安全措施，以及相關執行及監察方法。	Employee Care 員工關懷	63-72, 79-81
<b>B3 Development and Training</b>			
<b>B3 發展及培訓</b>			
General Disclosure	Policies on improving employees' knowledge and skills for discharging duties at work. Description of training activities.	Employee Care	77-79, 84-86
一般披露	有關提升僱員履行工作職責的知識及技能的政策；描述培訓活動。	員工關懷	
B3.1	The percentage of employees trained by gender and employee category 按性別及僱員類別劃分的受訓僱員百分比。	KPI Overview 關鍵績效指標總覽	143
B3.2	The average training hours completed per employee by gender and employee category. 按性別及僱員類別劃分，每名僱員完成受訓的平均時數。	KPI Overview 關鍵績效指標總覽	143-144

Aspects	Contents	Relevant chapter(s) and/ or other explanations	Page number
主要層面	內容	有關章節及/或其他說明	頁碼
<b>B4 Labour Standards</b>			
<b>B4 勞工準則</b>			
General Disclosure 一般披露	Information on: (a) the policies; and (b) compliance with relevant laws and regulations that have a significant impact on the issuer relating to preventing child and forced labour. 有關防止童工或強制勞工的 (a) 政策；及 (b) 遵守對發行人有重大影響的相關法律及規例的資料。	Corporate Governance Employee Care 企業管治 員工關懷	63, 65, 74
B4.1	Description of measures to review employment practices to avoid child and forced labour. 描述檢討招聘慣例的措施以避免童工及強制勞工。	Employee Care 員工關懷	74
B4.2	Description of steps taken to eliminate such practices when discovered. 描述在發現違規情況時消除有關情況所採取的步驟。	The Group was not aware of any violations during the Reporting Year. 報告年度內，本集團沒有發現任何違規情況。	-
<b>B5 Supply Chain Management</b>			
<b>B5 供應鏈管理</b>			
General Disclosure 一般披露	Policies on managing environmental and social risks of the supply chain. 管理供應鏈的環境及社會風險政策。	Corporate Governance 企業管治	60
B5.1	Number of suppliers by geographical region. 按地區劃分的供應商數目。	KPI Overview 關鍵績效指標總覽	144
B5.2	Description of practices relating to engaging suppliers, number of suppliers where the practices are being implemented, how they are implemented and monitored. 描述有關聘用供應商的慣例，向其執行有關慣例的供應商數目、以及有關慣例的執行及監察方法。	Corporate Governance KPI Overview 企業管治 關鍵績效指標總覽	60, 144

Aspects	Contents	Relevant chapter(s) and/ or other explanations	Page number
主要層面	內容	有關章節及/或其他說明	頁碼
<b>B6 Product Responsibility</b>			
<b>B6 產品責任</b>			
General Disclosure	Information on: (a) the policies; and (b) compliance with relevant laws and regulations that have a significant impact on the issuer relating to health and safety, advertising, labelling and privacy matters relating to products and services provided and methods of redress.	Corporate Governance Environmental Management The Group's operations did not involve matters relating to advertisements and labels.	59, 63, 65, 108-110
一般披露	有關所提供產品和服務的健康與安全、廣告、標籤及私隱事宜以及補救方法的 (a) 政策；及 (b) 遵守對發行人有重大影響的相關法律及規例的資料。	企業管治 環境管理 本集團運營不涉及廣告及標籤相關事宜。	
B6.1	Percentage of total products sold or shipped subject to recalls for safety and health reasons.  已售或已運送產品總數中因安全與健康理由而須回收的百分比。	The Group was principally engaged in environmental protection services that did not involve recall measures. 本集團主要提供環保服務，不涉及回收措施。	-
B6.2	Number of products and service related complaints received and how they are dealt with.  接獲關於產品及服務的投訴數目以及應對方法。	The Group did not receive any complaints regarding products and services during the Reporting Year. 報告年度內，本集團沒有接獲關於產品及服務的投訴。	-
B6.3	Description of practices relating to observing and protecting intellectual property rights. 描述與維護及保障知識產權有關的慣例。	Corporate Governance  企業管治	59
B6.4	Description of quality assurance process and recall procedures.  描述質量檢定過程及產品回收程序。	Environmental Management The Group was principally engaged in environmental protection services that did not involve recall measures. 環境管理 本集團主要提供環保服務，不涉及回收措施。	-
B6.5	Description of consumer data protection and privacy policies, how they are implemented and monitored. 描述對消費者資料保障及私隱政策，以及相關執行及監察方法。	Corporate Governance  企業管治	59

Aspects	Contents	Relevant chapter(s) and/ or other explanations	Page number
主要層面	內容	有關章節及/或其他說明	頁碼
<b>B7 Anti-corruption</b>			
<b>B7 反貪污</b>			
General Disclosure	Information on: (a) the policies; and (b) compliance with relevant laws and regulations that have a significant impact on the issuer relating to bribery, extortion, fraud and money laundering.	Corporate Governance	58, 63, 65
一般披露	有關防止賄賂、勒索、欺詐及洗黑錢的 (a) 政策；及 (b) 遵守對發行人有重大影響的相關法律及規例的資料。	企業管治	
B7.1	Number of concluded legal cases regarding corrupt practices brought against the issuer or its employees during the reporting period and the outcomes of the cases.  於匯報期內對發行人或其僱員提出並已審結的貪污訴訟案件的數目及訴訟結果。	There was no concluded legal cases regarding corrupt practices brought against the Group or its employees during the Reporting Year. 報告年度內，本集團及其員工均沒有因貪污而被提出檢控並已審結的案件。	-
B7.2	Description of preventive measures and whistle-blowing procedures, how they are implemented and monitored. 描述防範措施及舉報程序，以及相關執行及監察方法。	Corporate Governance 企業管治	61
<b>B8 Community Investment</b>			
<b>B8 社區投資</b>			
General Disclosure	Policies on community engagement to understand the needs of the communities where the issuer operates and to ensure its activities take into consideration the communities' interests.	Social Investment	128
一般披露	有關以社區參與來瞭解營運所在社區需要和確保其業務活動會考慮社區利益的政策。	社會投資	
B8.1	Focus areas of contribution. 專注貢獻範疇。	Social Investment 社會投資	128
B8.2	Resources contributed to the focus area. 在專注範疇所動用的資源。	Social Investment 社會投資	134-135

# GRI CONTENT INDEX

## GRI 準則內容索引

GRI Standards GRI 準則	Contents 內容	Relevant chapter(s) and/or other explanations 有關章節及／或其他說明	Page number 頁碼
<b>GRI 101: FOUNDATION 2016 (does not include any disclosures)</b> <b>GRI 101 : 基礎2016 (不包括任何披露)</b>			
<b>General Disclosure</b> <b>一般披露</b>			
<b>GRI 102: General Disclosure 2016</b> <b>GRI 102 : 一般披露2016</b>			
Organisational Profile 組織概況			
102-1	Name of the organisation 組織名稱	About this Report 關於本報告	3
102-2	Activities, brands, products, and services 活動、品牌、產品和服務	About Everbright Greentech No products or services of the Group were prohibited in the market. 關於光大綠色環保 本集團沒有任何產品或服務在市場上被禁止。	23-25
102-3	Location of headquarters 總部位置	About this Report 關於本報告	4
102-4	Location of operations 經營位置	About Everbright Greentech 關於光大綠色環保	23
102-5	Ownership and legal form 所有權與法律形式	About Everbright Greentech 關於光大綠色環保	23
102-6	Markets served 服務的市場	About Everbright Greentech 關於光大綠色環保	23-25
102-7	Scale of the organisation 組織規模	About Everbright Greentech Employee Care 關於光大綠色環保 員工關懷	23-25, 87



GRI Standards GRI準則	Contents 內容	Relevant chapter(s) and/or other explanations 有關章節及／或其他說明	Page number 頁碼
102-8	Information on employees and other workers 關於員工和其他工作者的信息	Employee Care Most organisational activities were undertaken by the staff. Seasonal changes did not result in any significant change in total staff headcount. 員工關懷 大部分組織活動由員工承擔。季節變動沒有導致員工總數出現顯著變化。	88
102-9	Supply chain 供應鏈	Corporate Governance KPI Overview 企業管治 關鍵績效指標總覽	60, 144
102-10	Significant changes to the organisation and its supply chain 組織及其供應鏈的重大變化	The Group and its supply chain did not undergo any significant change during the Reporting Year. 報告年度內，本集團與其供應鏈沒有重大變化。	-
102-11	Precautionary Principle or approach 預警原則或方針	Sustainability Management Everbright Greentech Annual Report 2019, pages 80 to 90 可持續發展管理 光大綠色環保二零一九年年報第80至90頁	38
102-12	External initiatives 外部倡議	Sustainability Management 可持續發展管理	37
102-13	Membership of associations 協會成員資格	Corporate Membership 企業會籍	152-153
<b>Strategy</b> 戰略			
102-14	Statement from senior decision-maker 高級決策者的聲明	Message from CEO 行政總裁致辭	18-20
102-15	Key impacts, risks, and opportunities 關鍵影響、風險和機遇	Message from CEO Sustainability Management 行政總裁致辭 可持續發展管理	18-20, 39-42, 50

GRI Standards GRI 準則	Contents 內容	Relevant chapter(s) and/or other explanations 有關章節及/或其他說明	Page number 頁碼
Ethics and Integrity 道德和誠信			
102-16	Values, principles, standards, and norms of behavior 價值觀、原則、標準和行為規範	Sustainability Management Corporate Governance 可持續發展管理 企業管治	37, 58-61
102-17	Mechanisms for advice and concerns about ethics 關於道德的建議和關切問題的機制	Corporate Governance Everbright Greentech Annual Report 2019, page 94 企業管治 光大綠色環保二零一九年年報第94頁	61
Governance 管治			
102-18	Governance structure 管治架構	Sustainability Management Corporate Governance 可持續發展管理 企業管治	36, 57
102-19	Delegating authority 授權	Sustainability Management 可持續發展管理	36
102-20	Executive-level responsibility for economic, environmental, and social topics 行政管理層對於經濟、環境和社會議題的責任	Sustainability Management 可持續發展管理	36
102-21	Consulting stakeholders on economic, environmental, and social topics 就經濟、環境和社會議題與利益相關方進行的磋商	Sustainability Management 可持續發展管理	46-47
102-22	Composition of the highest governance body and its committees 最高管治機構及其委員會的組成	Corporate Governance Everbright Greentech Annual Report 2019, pages 63 to 68 企業管治 光大綠色環保二零一九年年報第63至68頁	56-57

GRI Standards GRI準則	Contents 內容	Relevant chapter(s) and/or other explanations 有關章節及／或其他說明	Page number 頁碼
102-23	Chair of the highest governance body 最高管治機構主席	Everbright Greentech Annual Report 2019, page 64 光大綠色環保二零一九年年報第64頁	-
102-24	Nominating and selecting the highest governance body 最高管治機構的提名和甄選	Everbright Greentech Annual Report 2019, pages 73 and 74 光大綠色環保二零一九年年報第73至74頁	-
102-25	Conflicts of interest 利益衝突	Everbright Greentech Annual Report 2019, page 70, pages 111 and 112 光大綠色環保二零一九年年報第70、第111及112頁	-
102-26	Role of highest governance body in setting purpose, values, and strategy 最高管治機構在制定宗旨、價值觀和戰略方面的作用	Sustainability Management 可持續發展管理	36
102-27	Collective knowledge of highest governance body 最高管治機構的集體認識	Sustainability Management 可持續發展管理	37
102-28	Evaluating the highest governance body's performance 最高管治機構的績效評估	Corporate Governance Everbright Greentech Annual Report 2019, pages 67 and 68 企業管治 光大綠色環保二零一九年年報第67及68頁	57
102-29	Identifying and managing economic, environmental, and social impacts 經濟、環境和社會影響的識別和管理	Sustainability Management 可持續發展管理	36, 44
102-30	Effectiveness of risk management processes 風險管理流程的效果	Sustainability Management 可持續發展管理	36

GRI Standards GRI 準則	Contents 內容	Relevant chapter(s) and/or other explanations 有關章節及／或其他說明	Page number 頁碼
102-31	Review of economic, environmental, and social topics 經濟、環境和社會議題的評審	The Board regularly reviews the material sustainability issues and their impact, risks and performance at the end of each year. 董事會於每年年底定期檢視重大可持續發展議題及其影響、風險和表現。	-
102-32	Highest governance body's role in sustainability reporting 最高管治機構在可持續發展報告方面的作用	About this Report 關於本報告	16
102-33	Communicating critical concerns 重要關切問題的溝通	Sustainability Management 可持續發展管理	36-37, 44
102-34	Nature and total number of critical concerns 重要關切問題的性質和總數	Sustainability Management 可持續發展管理	47-50
102-35	Remuneration policies 報酬政策	Everbright Greentech Annual Report 2019, page 112 Performance in sustainability was not linked to the remuneration policy for the time being. 光大綠色環保二零一九年年報第112頁 可持續發展相關表現暫未與報酬政策相關聯。	-
102-36	Process for determining remuneration 決定報酬的過程	Employee Care Everbright Greentech Annual Report 2019, page 72 員工關懷 光大綠色環保二零一九年年報第72頁	73-74
102-37	Stakeholders' involvement in remuneration 利益相關方對報酬決定過程的參與	Sustainability Management 可持續發展管理	52
102-38	Annual total compensation ratio 年度總薪酬比率	KPI Overview 關鍵績效指標總覽	139

GRI Standards GRI 準則	Contents 內容	Relevant chapter(s) and/or other explanations 有關章節及／或其他說明	Page number 頁碼
102-39	Percentage increase in annual total compensation ratio 年度總薪酬增幅比率	KPI Overview 關鍵績效指標總覽	139
<b>Stakeholder Engagement</b> 利益相關方參與			
102-40	List of stakeholder groups 利益相關方群體列表	Sustainability Management 可持續發展管理	44-46
102-41	Collective bargaining agreements 集體談判協議	The Group has not entered into any collective bargaining agreements, but has established multiple channels for communication through which staff can furnish feedback and suggestions. 本集團雖然沒有集體談判協議，但設置多種溝通渠道，供員工反映意見和建議。	-
102-42	Identifying and selecting stakeholders 識別和遴選利益相關方	Sustainability Management 可持續發展管理	43
102-43	Approach to stakeholder engagement 利益相關方參與方針	Sustainability Management 可持續發展管理	42-46
102-44	Key topics and concerns raised 提出的主要議題和關切問題	Sustainability Management 可持續發展管理	50-54
<b>Reporting Practice</b> 報告做法			
102-45	Entities included in the consolidated financial statements 合併財務報表中所涵蓋的實體	Everbright Greentech Annual Report 2019, pages 217 to 222 This Report covers projects over which the Group exercises operational control only and excludes the construction projects and other investment projects. 光大綠色環保二零一九年年報第217至222頁 本報告僅涵蓋本集團具有運營控制權之項目，不包括建造項目及其他投資項目。	-

GRI Standards GRI 準則	Contents 內容	Relevant chapter(s) and/or other explanations 有關章節及／或其他說明	Page number 頁碼
102-46	Defining report content and topic Boundaries 界定報告內容和議題邊界	About this Report Sustainability Management 關於本報告 可持續發展管理	4, 50
102-47	List of material topics 實質性議題列表	Sustainability Management 可持續發展管理	50
102-48	Restatements of information 信息重述	This Report does not contain any restatement of information. 本報告沒有信息重述。	-
102-49	Changes in reporting 報告變化	Sustainability Management 可持續發展管理	50
102-50	Reporting period 報告期	About this Report 關於本報告	4
102-51	Date of most recent report 最近報告的日期	About this Report 關於本報告	17
102-52	Reporting cycle 報告週期	About this Report 關於本報告	17
102-53	Contact point for questions regarding the report 可回答報告相關的問題的聯繫人信息	About this Report 關於本報告	16
102-54	Claims of reporting in accordance with the GRI Standards 符合GRI標準進行報告的聲明	About this Report 關於本報告	11
102-55	GRI content index GRI內容索引	GRI Content Index GRI準則內容索引	161-179
102-56	External assurance 外部鑒證	Verification Statement 審核聲明	150-151

GRI Standards GRI準則	Contents 內容	Relevant chapter(s) and/or other explanations 有關章節及／或其他說明	Page number 頁碼
<b>Electric Utilities Sector Disclosures</b> 電力行業披露文件			
EU1	Installed capacity, broken down by primary energy source  按一次能源細分的裝機容量	Everbright Greentech website – integrated biomass utilisation <a href="https://www.ebgreentech.com/tc/business/biomass.php">https://www.ebgreentech.com/tc/business/biomass.php</a> Everbright Greentech website – solar energy and wind power <a href="https://www.ebgreentech.com/tc/business/solar.php">https://www.ebgreentech.com/tc/business/solar.php</a> 光大綠色環保網站 – 生物質綜合利用 <a href="https://www.ebgreentech.com/tc/business/biomass.php">https://www.ebgreentech.com/tc/business/biomass.php</a> 光大綠色環保網站 – 光伏發電及風電 <a href="https://www.ebgreentech.com/tc/business/solar.php">https://www.ebgreentech.com/tc/business/solar.php</a>	–
EU2	Net energy output broken down by primary energy source 按一次能源細分的淨能源輸出	About this Report 關於本報告	4-7, 10
EU3	Number of institutional and commercial customer accounts 機構及商業客戶賬戶數目	KPI Overview 關鍵績效指標總覽	136
EU4	Length of above and underground transmission and distribution lines 地上及地下輸電及配電線路長度	KPI Overview 關鍵績效指標總覽	136
EU5	Allocation CO <sub>2</sub> e emissions allowances or equivalent, broken down by carbon trading framework 按碳交易框架細分的二氧化碳當量排放量配額	We did not participate in any carbon emissions trading scheme during the Reporting Year.  報告年度內，本集團沒有參與任何碳排放交易計劃。	–

GRI Standards GRI 準則	Contents 內容	Relevant chapter(s) and/or other explanations 有關章節及／或其他說明	Page number 頁碼
<b>Material Issues</b> <b>重要議題</b>			
<b>Energy Use and Efficiency</b> <b>能源使用和效益</b>			
<b>GRI 103: Management Approach 2016</b> <b>GRI 103：管理方針2016</b>			
103-1	Explanation of the material topic and its Boundary 對實質性議題及其邊界的說明	Sustainability Management 可持續發展管理	50
103-2	The management approach and its components 管理方法及其組成部分	Environmental Protection 環境保護	97, 101, 105-107
103-3	Evaluation of the management approach 管理方法的檢討		
<b>GRI 302: Energy 2016</b> <b>GRI 302：能源2016</b>			
302-1	Energy consumption within the organisation 組織內部的能源消耗量	Environmental Protection KPI Overview 環境保護 關鍵績效指標總覽	124-125, 147-149
302-2	Energy consumption outside the organisation 組織外部的能源消耗量	Environmental Protection 環境保護	124
302-3	Energy intensity 能源強度	KPI Overview 關鍵績效指標總覽	147
302-4	Reduction of energy consumption 減少能源消耗量	Statistical data were not available. The Group plans to improve its data collection mechanism and disclose such information in future reports. 未能統計數據。本集團計劃完善數據收集機制，以於未來報告中披露有關資料。	-



<b>GRI Standards</b> GRI準則	<b>Contents</b> 內容	<b>Relevant chapter(s) and/or other explanations</b> 有關章節及／或其他說明	<b>Page number</b> 頁碼
302-5	Reductions in energy requirements of products and services 降低產品和服務的能源需求	The industry in which the Group operated did not have any requirement for reductions in energy consumption. 本集團所屬行業無能源減少要求。	-
<b>GHG or Exhaust Emissions</b> 溫室氣體或廢氣排放			
<b>GRI 103: Management Approach 2016</b> GRI 103：管理方針2016			
103-1	Explanation of the material topic and its Boundary 對實質性議題及其邊界的說明	Sustainability Management 可持續發展管理	50
103-2	The management approach and its components 管理方法及其組成部分	Environmental Protection 環境保護	96, 99, 103
103-3	Evaluation of the management approach 管理方法的檢討		
<b>GRI 305: Emissions 2016</b> GRI 305：排放2016			
305-1	Direct (Scope 1) GHG emissions 直接(範圍1)溫室氣體排放	Environmental Protection KPI Overview 環境保護 關鍵績效指標總覽	119, 122, 145
305-2	Energy indirect (Scope 2) GHG emissions 能源間接(範圍2)溫室氣體排放	Environmental Protection KPI Overview 環境保護 關鍵績效指標總覽	119, 122, 145
305-3	Other indirect (Scope 3) GHG emissions 其他間接(範圍3)溫室氣體排放	Environmental Protection KPI Overview 環境保護 關鍵績效指標總覽	120, 122, 145

GRI Standards GRI 準則	Contents 內容	Relevant chapter(s) and/or other explanations 有關章節及／或其他說明	Page number 頁碼
305-4	GHG emissions intensity 溫室氣體排放強度	KPI Overview 關鍵績效指標總覽	145
305-5	Reduction of GHG emissions  溫室氣體減排量	Statistical data were not available. The Group plans to improve its data collection mechanism and disclose such information in future reports. 未能統計數據。本集團計劃完善數據收集機制，以於未來報告中披露有關資料。	-
305-6	Emissions of ozone-depleting substances (ODS) 臭氧消耗物質(ODS)的排放	The Group was not engaged in the production, destruction or use of ODS during the Reporting Year. 報告年度內，本集團不涉及ODS的生產、銷毀和使用。	-
305-7	Nitrogen oxides (NO <sub>x</sub> ), sulphur oxides (SO <sub>x</sub> ), and other significant air emissions 氮氧化物(NO <sub>x</sub> )、硫氧化物(SO <sub>x</sub> )和其他重大氣體排放	Environmental Protection KPI Overview  環境保護 關鍵績效指標總覽	123, 145
<b>Treatment of Effluents and Waste</b> 污水及廢棄物處理			
<b>GRI 103: Management Approach 2016</b> <b>GRI 103：管理方針2016</b>			
103-1	Explanation of the material topic and its Boundary 對實質性議題及其邊界的說明	Sustainability Management 可持續發展管理	50
103-2	The management approach and its components 管理方法及其組成部分	Environmental Protection 環境保護	96-99
103-3	Evaluation of the management approach 管理方法的檢討		

GRI Standards GRI準則	Contents 內容	Relevant chapter(s) and/or other explanations 有關章節及／或其他說明	Page number 頁碼
<b>GRI 306: Effluents and Waste 2016</b>			
<b>GRI 306 : 污水和廢棄物2016</b>			
306-1	Water discharge by quality and destination 按水質及排放目的地分類的排水總量	Environmental Protection 環境保護	117
306-2	Waste by type and disposal method 按類別及處理方法分類的廢棄物總量	Environmental Protection 環境保護	113-116
306-3	Significant spills 重大洩漏	The Group did not report any sewage or waste spills during the Reporting Year. 報告年度內，本集團沒有發生污水或廢棄物洩漏事件。	-
306-4	Transport of hazardous waste 危險廢物運輸	Environmental Protection 環境保護	114
306-5	Water bodies affected by water discharges and/or runoff 受排水和／或徑流影響的水體	Environmental Protection 環境保護	116
<b>Environmental Compliance</b>			
<b>環境合規</b>			
<b>GRI 103: Management Approach 2016</b>			
<b>GRI 103 : 管理方針2016</b>			
103-1	Explanation of the material topic and its Boundary 對實質性議題及其邊界的說明	Sustainability Management 可持續發展管理	50
103-2	The management approach and its components 管理方法及其組成部分	Corporate Governance 企業管治	61-64
103-3	Evaluation of the management approach 管理方法的檢討		

GRI Standards GRI 準則	Contents 內容	Relevant chapter(s) and/or other explanations 有關章節及/或其他說明	Page number 頁碼
<b>GRI 307: Environmental Compliance 2016</b> <b>GRI 307 : 環境合規2016</b>			
307-1	Non-compliance with environmental laws and regulations 違反環境法律法規	Corporate Governance 企業管治	65
<b>Employment Management System</b> <b>僱傭管理制度</b>			
<b>GRI 103: Management Approach 2016</b> <b>GRI 103 : 管理方針2016</b>			
103-1	Explanation of the material topic and its Boundary 對實質性議題及其邊界的說明	Sustainability Management 可持續發展管理	50
103-2	The management approach and its components 管理方法及其組成部分	Employee Care 員工關懷	73-76, 82-84
103-3	Evaluation of the management approach 管理方法的檢討		
<b>GRI 401: Employment 2016</b> <b>GRI 401 : 僱傭2016</b>			
401-1	New employee hires and employee turnover 新進員工和員工流動率	Employee Care KPI Overview 員工關懷 關鍵績效指標總覽	89-90, 138
401-2	Benefits provided to full-time employees that are not provided to temporary or part-time employees 提供給全職員工(不包括臨時或兼職員工)的福利	Employee Care 員工關懷	75-76

<b>GRI Standards</b> GRI準則	<b>Contents</b> 內容	<b>Relevant chapter(s) and/or other explanations</b> 有關章節及／或其他說明	<b>Page number</b> 頁碼
401-3	Parental leave 育兒假	Employee Care KPI Overview 員工關懷 關鍵績效指標總覽	92, 140
<b>Electric Utilities Sector Disclosures</b> 電力行業披露文件			
EU15	Percentage of employees eligible to retire in the next 5 and 10 years broken by job category and by region 按工作類別和區域劃分的未來5年和10年內有資格退休的僱員比例	Employee Care 員工關懷	92
<b>Safe and Healthy Workplace</b> 安全和健康的工作環境			
<b>GRI 103: Management Approach 2016</b> GRI 103：管理方針2016			
103-1	Explanation of the material topic and its Boundary 對實質性議題及其邊界的說明	Sustainability Management 可持續發展管理	50
103-2	The management approach and its components 管理方法及其組成部分	Employee Care 員工關懷	68-72, 79-81
103-3	Evaluation of the management approach 管理方法的檢討		
<b>GRI 403: Occupational Health and Safety 2018</b> GRI 403：職業健康與安全2018			
403-1	Occupational health and safety management system 職業健康安全管理体系	Employee Care 員工關懷	68-70

GRI Standards GRI 準則	Contents 內容	Relevant chapter(s) and/or other explanations 有關章節及／或其他說明	Page number 頁碼
403-2	Hazard identification, risk assessment, and incident investigation 危害識別、風險評估和事件調查	Employee Care 員工關懷	71, 79-80, 97
403-3	Occupational health services 職業健康服務	Employee Care 員工關懷	71
403-4	Worker participation, consultation, and communication on occupational health and safety 職業健康安全事務：工作者的參與、協商和溝通	Corporate Governance Employee Care 企業管治 員工關懷	61, 70-71
403-5	Worker training on occupational health and safety 工作者職業健康安全培訓	Employee Care 員工關懷	72
403-6	Promotion of worker health 促進工作者健康	Employee Care 員工關懷	80
403-7	Prevention and mitigation of occupational health and safety impacts directly linked by business relationships 預防和減輕與商業關係直接相關的職業健康安全影響	The Group did not identify any occupational health and safety impact linked to business relationships during the Reporting Year. 報告年度內，本集團未識別與商業關係相關的職業健康安全影響。	-
403-8	Workers covered by an occupational health and safety management system 職業健康安全管理體系適用的工作者	KPI Overview 關鍵績效指標總覽	141
403-9	Work-related injuries 工傷	Employee Care KPI Overview 員工關懷 關鍵績效指標總覽	87, 141-142

GRI Standards GRI準則	Contents 內容	Relevant chapter(s) and/or other explanations 有關章節及／或其他說明	Page number 頁碼
403-10	Work-related ill health 工作相關的健康問題	Employee Care KPI Overview 員工關懷 關鍵績效指標總覽	87, 142
<b>Training and Education</b> 培訓與教育			
<b>GRI 103: Management Approach 2016</b> GRI 103：管理方針2016			
103-1	Explanation of the material topic and its Boundary 對實質性議題及其邊界的說明	Sustainability Management 可持續發展管理	50
103-2	The management approach and its components 管理方法及其組成部分	Employee Care 員工關懷	77-79, 84-86
103-3	Evaluation of the management approach 管理方法的檢討		
<b>GRI 404: Training and Education 2016</b> GRI 404：培訓與教育2016			
404-1	Average hours of training per year per employee 每名員工每年接受培訓的平均小時數	Employee Care KPI Overview 員工關懷 關鍵績效指標總覽	93, 143-144
404-2	Programs for upgrading employee skills and transition assistance programs 員工技能提升方案和過度協助方案	Employee Care 員工關懷	76-77
404-3	Percentage of employees receiving regular performance and career development reviews 定期接受績效和職業發展考核的員工百分比	All employees of the Group were subject to performance appraisal during the Reporting Year. 報告年度內，本集團所有員工均已接受績效考核。	-

GRI Standards GRI 準則	Contents 內容	Relevant chapter(s) and/or other explanations 有關章節及／或其他說明	Page number 頁碼
<b>Respect for Human Rights 尊重人權</b>			
<b>GRI 103: Management Approach 2016 GRI 103 : 管理方針2016</b>			
103-1	Explanation of the material topic and its Boundary 對實質性議題及其邊界的說明	Sustainability Management 可持續發展管理	50
103-2	The management approach and its components 管理方法及其組成部分	Corporate Governance Employee Care 企業管治 員工關懷	60, 73-74
103-3	Evaluation of the management approach 管理方法的檢討		
<b>GRI 412: Human Rights Assessment 2016 GRI 412 : 人權評估2016</b>			
412-1	Operations that have been subject to human rights reviews or impact assessments 接收人權審查或影響評估的運營點		
412-2	Employee training on human rights policies or procedures 人權政策或程序方面的員工培訓	Statistical data were not available. The Group plans to improve its data collection mechanism and disclose such information in future reports. 未能統計數據。本集團計劃完善數據收集機制，以於未來報告中披露有關資料。	-
412-3	Significant investment agreements and contracts that include human rights clauses or that underwent human rights screening 包含人權條款或已進行人權審查的重要投資協議和合約		



<b>GRI Standards</b> GRI準則	<b>Contents</b> 內容	<b>Relevant chapter(s) and/or other explanations</b> 有關章節及／或其他說明	<b>Page number</b> 頁碼
<b>Customer Information and Privacy</b> 客戶資料和隱私			
<b>GRI 103: Management Approach 2016</b> GRI 103：管理方針2016			
103-1	Explanation of the material topic and its Boundary 對實質性議題及其邊界的說明	Sustainability Management 可持續發展管理	50
103-2	The management approach and its components 管理方法及其組成部分	Corporate Governance 企業管治	59
103-3	Evaluation of the management approach 管理方法的檢討		
<b>GRI 418: Customer Privacy 2016</b> GRI 418：客戶私隱2016			
418-1	Substantiated complaints concerning breaches of customer privacy and losses of customer data 與侵犯客戶隱私和丟失客戶資料有關的經證實的投訴	The Group did not receive any complaints concerning breach of customer privacy or loss of customer data during the Reporting Year. 報告年度內，本集團未接獲關於侵犯客戶私隱或遺失客戶資料的投訴。	-

GRI Standards GRI 準則	Contents 內容	Relevant chapter(s) and/or other explanations 有關章節及/或其他說明	Page number 頁碼
<b>Socioeconomic Compliance</b> 社會經濟合規			
<b>GRI 103: Management Approach 2016</b> <b>GRI 103 : 管理方針2016</b>			
103-1	Explanation of the material topic and its Boundary 對實質性議題及其邊界的說明	Sustainability Management 可持續發展管理	50
103-2	The management approach and its components 管理方法及其組成部分	Corporate Governance 企業管治	60-63
103-3	Evaluation of the management approach 管理方法的檢討		
<b>GRI 419: Socioeconomic Compliance 2016</b> <b>GRI 419 : 社會經濟合規2016</b>			
419-1	Non-compliance with laws and regulations in the social and economic area 違反社會與經濟領域的法律和法規	Corporate Governance 企業管治	65



中國光大綠色環保有限公司  
CHINA EVERBRIGHT GREENTECH LIMITED

[www.ebgreentech.com](http://www.ebgreentech.com)