

十年業績摘要

千美元

年份	總負債	往來、存款及其他賬戶 (附註1)	總資產	股東資金	除稅後淨溢利 (附註2)	股息
1991	2,597,413	2,393,002	2,969,663	277,141	32,150	14,788
1992	3,470,827	3,104,031	3,993,219	412,590	48,136	19,886
1993	4,316,623	3,893,428	5,087,021	586,617	74,067	27,809
1994	8,446,938	7,916,721	9,872,282	932,440	187,683	34,381
1995	10,666,819	9,658,746	12,660,441	1,276,683	210,938	40,613
1996	13,274,327	12,179,696	15,664,605	1,516,400	244,016	43,000
1997	16,548,548	14,544,646	19,428,627	1,753,233	277,268	46,828
1998	16,157,183	14,024,926	18,565,159	1,419,147	49,448	38,541
1999	16,956,281	15,279,660	19,338,881	1,403,985	78,928	33,005
2000	18,044,360	16,373,392	20,295,766	1,455,998	96,526	38,335

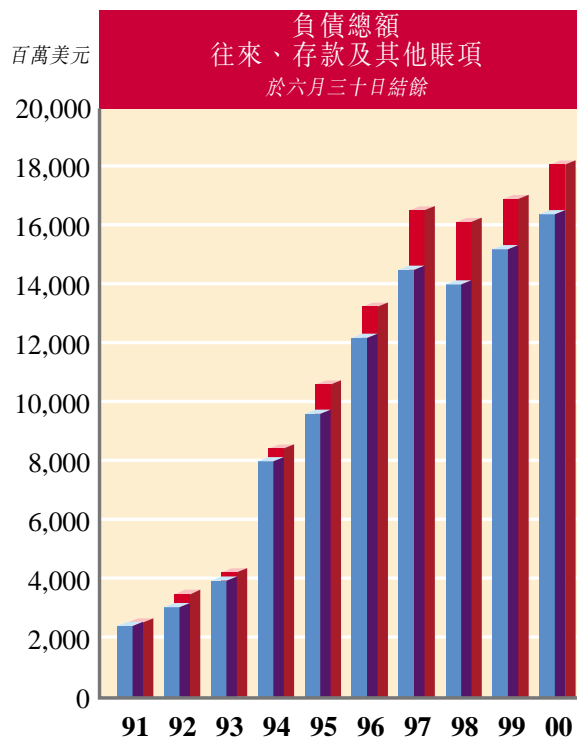
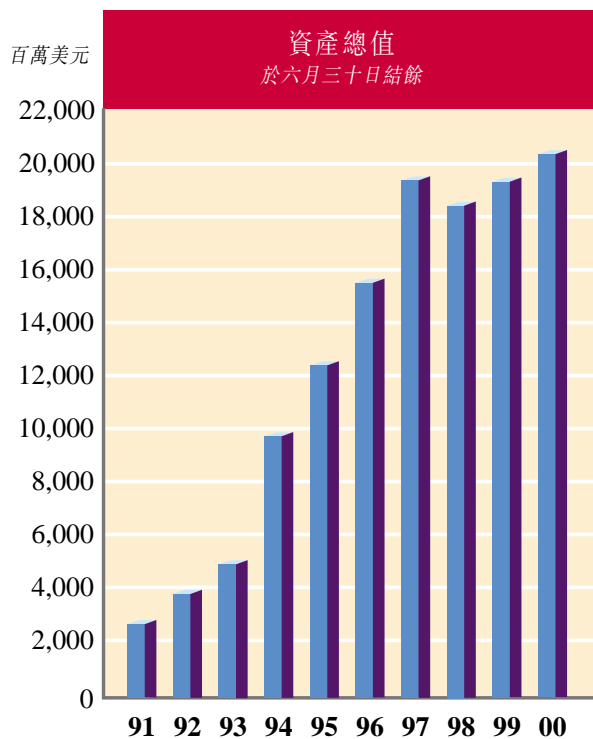
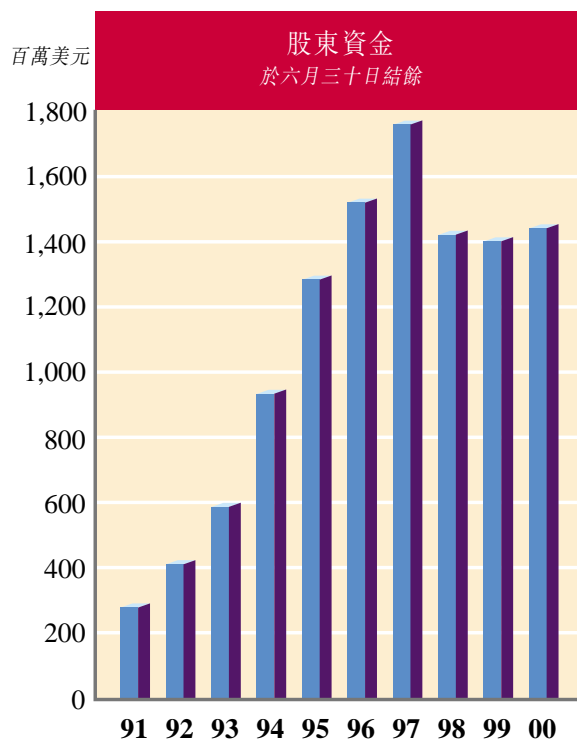
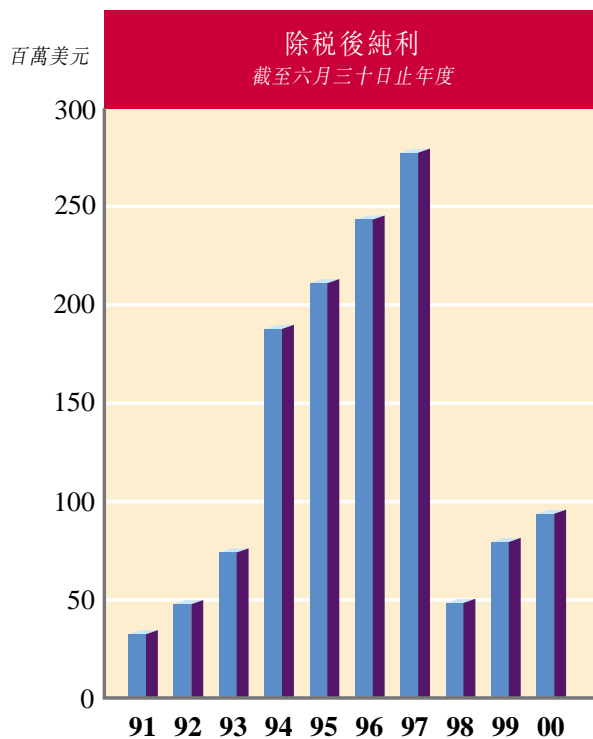
千港元

年份	總負債	往來、存款及其他賬戶 (附註1)	總資產	股東資金	除稅後淨溢利 (附註2)	股息
1991	20,115,664	18,532,604	22,998,553	2,146,319	248,986	114,840
1992	26,838,170	24,001,920	30,877,567	3,190,353	372,211	153,824
1993	33,443,038	30,164,334	39,411,696	4,544,815	573,833	215,298
1994	65,290,608	61,192,295	76,307,804	7,207,295	1,450,693	265,728
1995	82,545,179	74,744,206	97,972,823	9,879,612	1,632,345	314,212
1996	102,763,202	94,289,117	121,267,540	11,739,211	1,889,050	332,772
1997	128,209,879	112,684,645	150,523,285	13,583,168	2,148,134	362,637
1998	125,193,932	108,672,139	143,852,134	10,996,260	383,148	298,642
1999	131,538,351	118,531,963	150,021,371	10,891,414	612,283	255,979
2000	140,664,810	127,638,779	158,215,643	11,350,230	752,468	298,642

附註：

- 一九九一年至一九九四年之數字包括以往銀行附屬公司之內部儲備，該內部儲備已重新歸納於普通儲備。從一九九五年至二零零零年，該內部儲備則包括於股東資金內。由一九九一年至一九九九年之數字，已如賬項附註第39項所解釋，根據採納會計實務準則第2.101條(經修訂)「呈列財務報告」重新分類或重列。
- 一九九四年至二零零零年之數字乃為銀行附屬公司從普通儲備轉出前之數字，而一九九一年至一九九三年之數字為銀行附屬公司從普通儲備轉出後之數字。

十年業績摘要



■ 負債總額
■ 往來、存款及其他賬戶