

Hong Kong Exchanges and Clearing Limited and The Stock Exchange of Hong Kong Limited take no responsibility for the contents of this announcement, make no representation as to its accuracy or completeness and expressly disclaim any liability whatsoever for any loss howsoever arising from or in reliance upon the whole or any part of the contents of this announcement.

This announcement is for information purposes only and does not constitute an offer to sell or an invitation or solicitation of an offer to acquire, purchase or subscribe for any securities and neither this announcement nor anything herein forms the basis for any contract or commitment whatsoever. Neither this announcement nor any copy hereof may be taken into or distributed in the United States. The securities referred to herein have not and will not be registered under the United States Securities Act of 1933, as amended, and may not be offered or sold in the United States absent registration or an exemption from registration, and the securities described herein will be sold only in accordance with all applicable laws and regulations. The Company does not intend to register any securities in the United States.



合 生 創 展 集 團 有 限 公 司*

HOPSON DEVELOPMENT HOLDINGS LIMITED

(Incorporated in Bermuda with limited liability)

(Stock Code: 00754)

Website: <http://www.irasia.com/listco/hk/hopson>

**COMPLETION OF
ISSUE OF US\$500 MILLION 6.0% GUARANTEED SENIOR NOTES DUE 2021
BY HOPSON CAPITAL INTERNATIONAL GROUP CO LTD
合生資本國際集團有限公司
AND
OVERSEAS REGULATORY ANNOUNCEMENT**

References are made to the announcements of Hopson Development Holdings Limited dated 12 February 2020 and 13 February 2020, respectively, in relation to the issue of the Senior Notes by Hopson Capital International Group Co Ltd 合生資本國際集團有限公司 (the “**Issuer**”) (the “**Announcements**”). Unless otherwise defined, capitalised terms in this announcement shall have the same meaning as those defined in the Announcements.

The Board is pleased to announce that all the conditions to the Purchase Agreement have been fulfilled and that the issue of the Senior Notes was completed on 19 February 2020. The Senior Notes will be listed on the SGX-ST on 20 February 2020.

Please refer to the attached offering memorandum in relation to the Senior Notes (the “**Offering Memorandum**”), which will be published on the website of SGX-ST.

The posting of the Offering Memorandum on the website of the Stock Exchange is only for the purpose of facilitating equal dissemination of information to investors in Hong Kong and compliance with Rule 13.10B of the Listing Rules, and not for any other purposes.

The Offering Memorandum does not constitute a prospectus, notice, circular, brochure or advertisement offering to sell any securities to the public in any jurisdiction, nor is it an invitation to the public to make offers to subscribe for or purchase any securities, nor is it calculated to invite offers by the public to subscribe for or purchase any securities.

The Offering Memorandum must not be regarded as an inducement to subscribe for or purchase any securities of the Company or the Issuer, and no such inducement is intended. No investment decision should be based on the information contained in the Offering Memorandum.

By order of the Board
Hopson Development Holdings Limited
Chu Kut Yung
Chairman

Hong Kong, 20 February 2020

As at the date of this announcement, the Board comprises eight Directors. The executive Directors are Ms. Chu Kut Yung (Chairman), Mr. Xi Ronggui (Chief Executive Officer), Mr. Au Wai Kin, Mr. Xie Bao Xin and Mr. Bao Wenge; and the independent non-executive Directors are Mr. Lee Tsung Hei, David, Mr. Tan Leng Cheng, Aaron and Mr. Ching Yu Lung.

** For identification purposes only*

IMPORTANT NOTICE

THIS OFFERING IS AVAILABLE ONLY TO INVESTORS OUTSIDE OF THE U.S.

IMPORTANT: You must read the following before continuing. The following applies to the offering memorandum following this page, and you are therefore advised to read this carefully before reading, accessing or making any other use of the offering memorandum. In accessing the offering memorandum, you agree to be bound by the following terms and conditions, including any modifications to them any time you receive any information from us as a result of such access.

NOTHING IN THIS ELECTRONIC TRANSMISSION CONSTITUTES AN OFFER OF SECURITIES FOR SALE IN ANY JURISDICTION WHERE IT IS UNLAWFUL TO DO SO. THE SECURITIES HAVE NOT BEEN, AND WILL NOT BE, REGISTERED UNDER THE U.S. SECURITIES ACT OF 1933, AS AMENDED (THE “U.S. SECURITIES ACT”), OR THE SECURITIES LAWS OF ANY STATE OF THE UNITED STATES OR OTHER JURISDICTION AND THE SECURITIES MAY NOT BE OFFERED, SOLD OR OTHERWISE TRANSFERRED WITHIN THE UNITED STATES, EXCEPT PURSUANT TO AN EXEMPTION FROM, OR IN A TRANSACTION NOT SUBJECT TO, THE REGISTRATION REQUIREMENTS OF THE U.S. SECURITIES ACT AND APPLICABLE STATE OR LOCAL SECURITIES LAWS.

THE FOLLOWING OFFERING MEMORANDUM MAY NOT BE FORWARDED OR DISTRIBUTED TO ANY OTHER PERSON AND MAY NOT BE REPRODUCED IN ANY MANNER WHATSOEVER. ANY FORWARDING, DISTRIBUTION OR REPRODUCTION OF THIS DOCUMENT IN WHOLE OR IN PART IS UNAUTHORIZED. FAILURE TO COMPLY WITH THIS DIRECTIVE MAY RESULT IN A VIOLATION OF THE U.S. SECURITIES ACT OR THE APPLICABLE LAWS OF OTHER JURISDICTIONS. IF YOU HAVE GAINED ACCESS TO THIS TRANSMISSION CONTRARY TO ANY OF THE FOREGOING RESTRICTIONS, YOU ARE NOT AUTHORIZED AND WILL NOT BE ABLE TO PURCHASE ANY OF THE SECURITIES DESCRIBED THEREIN.

The following offering memorandum is not a prospectus for the purposes of the European Union’s Regulation (EU) 2017/1129 (the “Prospectus Regulation”). The following offering memorandum has been prepared on the basis that all offers of the Notes made to persons in the European Economic Area will be made pursuant to an exemption under the Prospectus Regulation from the requirement to produce a prospectus in connection with offers of the Notes.

The communication of the attached offering memorandum and any other document or materials relating to the issue of the securities described therein is not being made, and such documents and/or materials have not been approved, by an authorized person for the purposes of section 21 of the United Kingdom’s Financial Services and Markets Act 2000, as amended (“FSMA”). Accordingly, such documents and/or materials are not being distributed to, and must not be passed on to, the general public in the United Kingdom. The communication of such documents and/or materials as a financial promotion is only being made to those persons in the United Kingdom falling within the definition of investment professionals (as defined in Article 19(5) of the Financial Services and Markets Act 2000 (Financial Promotion) Order 2005, as amended (the “Financial Promotion Order”), or within Article 49(2)(a) to (d) of the Financial Promotion Order, or to any other persons to whom it may otherwise lawfully be made under the Financial Promotion Order (all such persons together being referred to as “relevant persons”). In the United Kingdom, the securities described in the attached offering memorandum are only available to, and any investment or investment activity to which the attached offering memorandum relates will be engaged in only with, relevant persons. Any person in the United Kingdom that is not a relevant person should not act or rely on the attached offering memorandum or any of its contents.

PROHIBITION OF SALES TO EEA AND UK RETAIL INVESTORS – The Notes are not intended to be offered, sold or otherwise made available to and should not be offered, sold or otherwise made available to any retail investor in the European Economic Area (“EEA”) or in the United Kingdom (the “UK”). For these purposes, a retail investor means a person who is one (or more) of: (i) a retail client as defined in point (11) of Article 4(1) of Directive 2014/65/EU (as amended, “MiFID II”); or (ii) a customer within the meaning of Directive 2016/97 (the “Insurance Distribution Directive”), where that customer would not qualify as a professional client as defined in point (10) of Article 4(1) of MiFID II. Consequently no key information document required by Regulation (EU) No 1286/2014 (the “PRIIPs Regulation”) for offering or selling the Notes or otherwise making them available to retail investors in the EEA or in the UK has been prepared and therefore offering or selling the Notes or otherwise making them available to any retail investor in the EEA or in the UK may be unlawful under the PRIIPs Regulation.

SINGAPORE SECURITIES AND FUTURES ACT PRODUCT CLASSIFICATION – Solely for the purposes of its obligations pursuant to sections 309B(1)(a) and 309B(1)(c) of the Securities and Futures Act (Chapter 289 of Singapore) (the “SFA”), the Issuer has determined, and hereby notifies all relevant persons (as defined in Section 309A(1) of the SFA) that the Notes are “prescribed capital markets products” (as defined in the Securities and Futures (Capital Markets Products) Regulations 2018 (the “SF (CMP) Regulations”) and Excluded Investment Products (as defined in MAS Notice SFA 04-N12: Notice on the Sale of Investment Products and MAS Notice FAA-N16: Notice on Recommendations on Investment Products).

CONFIRMATION AND YOUR REPRESENTATION: IN ORDER TO BE ELIGIBLE TO VIEW THE ATTACHED DOCUMENT, INVESTORS MUST COMPLY WITH THE FOLLOWING PROVISIONS. YOU HAVE BEEN SENT THE ATTACHED DOCUMENT ON THE BASIS THAT YOU HAVE CONFIRMED TO CHINA INTERNATIONAL CAPITAL CORPORATION HONG KONG SECURITIES LIMITED, THE HONGKONG AND SHANGHAI BANKING CORPORATION LIMITED, SILK ROAD INTERNATIONAL CAPITAL LIMITED, CCB INTERNATIONAL CAPITAL LIMITED, HAITONG INTERNATIONAL SECURITIES COMPANY LIMITED, GF SECURITIES (HONG KONG) BROKERAGE LIMITED, HEUNGKONG SECURITIES LIMITED, CITIGROUP GLOBAL MARKETS LIMITED, DBS BANK LTD., BOCOM INTERNATIONAL SECURITIES LIMITED, THE BANK OF EAST ASIA, LIMITED, ORIENT SECURITIES (HONG KONG) LIMITED AND CLSA LIMITED (THE “INITIAL PURCHASERS”) THAT YOU (I) ARE OUTSIDE THE UNITED STATES, AND, TO THE EXTENT YOU PURCHASE THE SECURITIES DESCRIBED IN THE ATTACHED DOCUMENT, YOU WILL BE DOING SO IN AN OFFSHORE TRANSACTION, AS DEFINED IN REGULATION S UNDER THE U.S. SECURITIES ACT (“REGULATION S”), IN COMPLIANCE WITH REGULATION S; AND (II) CONSENT TO DELIVERY BY ELECTRONIC TRANSMISSION.

You are reminded that this offering memorandum has been delivered to you on the basis that you are a person into whose possession this offering memorandum may be lawfully delivered in accordance with the laws of jurisdiction in which you are located and you may not, nor are you authorized to, deliver or disclose the contents of this offering memorandum to any other person.

The materials relating to the offering do not constitute, and may not be used in connection with, an offer or solicitation in any place where offers or solicitations are not permitted by law. If a jurisdiction requires that the offering be made by a licensed broker or dealer and the Initial Purchasers or any affiliate of the Initial Purchasers is a licensed broker or dealer in that jurisdiction, the offering shall be deemed to be made by the Initial Purchasers or such affiliate on behalf of the Issuer in such jurisdiction. This offering memorandum has been sent to you in an electronic form. You are reminded that documents transmitted via this medium may be altered or changed during the process of electronic transmission and consequently, none of the Initial Purchasers, The Bank of New York Mellon, London Branch as Trustee and Paying Agent, and The Bank of New York Mellon SA/NV, Luxembourg Branch, as Transfer Agent and Registrar, or any person who controls any of them or any director, officer, employee or agent of any of them or affiliate of any such person accepts any liability or responsibility whatsoever in respect of any difference between the offering memorandum distributed to you in electronic format and the hard copy version available to you on request from the Initial Purchasers.

You are responsible for protecting against viruses and other destructive items. Your use of this e-mail is at your own risk and it is your responsibility to take precautions to ensure that it is free from viruses and other items of a destructive nature.

US\$500,000,000

Hopson Capital International Group Co Ltd
(合生資本國際集團有限公司)

(incorporated in British Virgin Islands with limited liability)

6.0% Senior Notes due 2021

Issue Price: 100%

Hopson Capital International Group Co Ltd 合生資本國際集團有限公司 (the “**Issuer**”) is offering US\$500,000,000 aggregate principal amount of 6.0% Senior Notes due 2021 (the “**Notes**”). The Notes will bear interest at 6.0% per annum from and including February 19, 2020 (the “**Original Issue Date**”). The Issuer will pay interest on the Notes semi-annually in arrears on August 19, 2020 and February 17, 2021. The Notes will mature on February 17, 2021. The Notes are senior obligations of the Issuer and will be guaranteed by Hopson Development Holdings Limited (the “**Parent Guarantor**” or the “**Company**”) and certain of wholly-owned subsidiaries of the Parent Guarantor organized outside the People’s Republic of China (each a “**Subsidiary Guarantor**” and together, “**Subsidiary Guarantors**”, and together with the Parent Guarantor, the “**Guarantors**”; we refer to the guarantee by the Parent Guarantor as “**Parent Guarantee**” and guarantees by the Subsidiary Guarantors as “**Subsidiary Guarantees**”, and the Parent Guarantor and Subsidiary Guarantees as “**Guarantees**”).

At any time prior to February 17, 2021, we may redeem up to 35% of the aggregate principal amount of the Notes (including any additional notes) with proceeds of certain equity offerings at a redemption price of 106.0% of the principal amount of the Notes, plus accrued and unpaid interest, if any, to (but not including) the redemption date. At any time prior to February 17, 2021, we may redeem all or any portion of the Notes at a redemption price equal to 100% of the principal amount of the Notes plus the applicable premium as of, and accrued and unpaid interest to (but not including), the redemption date (subject to the right of Holders on the relevant record date to receive interest due on the relevant interest payment date). If we sell certain of our assets or experience certain types of changes of control accompanied by a rating decline, the Issuer or the Parent Guarantor (as the case may be) may be required to purchase the Notes at 101% of the principal amount plus accrued and unpaid interest up to (but not including) the redemption date. The Issuer may redeem all of the Notes at 100% of their principal amount plus accrued and unpaid interest (including any Additional Amounts) if at any time the Issuer or any Guarantor becomes obligated to pay additional taxes as a result of certain changes in tax law.

The Notes will be (1) general obligations of the Issuer; (2) senior in right of payment to any existing and future obligations of the Issuer expressly subordinated in right of payment to the Notes; (3) at least pari passu in right of payment with any other unsecured, unsubordinated obligations of the Issuer (subject to any priority rights of such unsecured, unsubordinated obligations pursuant to applicable law); (4) guaranteed by the Guarantors on a senior basis, subject to the limitations described “Description of the Notes – The Guarantees” and in “Risk Factors – Risks Relating to the Notes and Risks Relating to the Guarantees” of this offering memorandum; (5) effectively subordinated to the secured obligations (if any) of the Issuer and the Guarantors, to the extent of the value of the assets serving as security therefor; and (6) effectively subordinated to all existing and future obligations of the Non-Guarantor Subsidiaries.

For a more detailed description of the Notes, see “Description of the Notes” beginning on page 172.

Investing in the Notes involves risks. See “Risk Factors” beginning on page 12.

The Notes and the Guarantees have not been and will not be registered under the United States Securities Act of 1933, as amended (the “**U.S. Securities Act**”), or the securities laws of any other jurisdiction, and may not be offered, sold or delivered within the United States. Accordingly, the Notes are being offered and sold only outside the United States in offshore transactions in reliance on Regulation S under the U.S. Securities Act (“**Regulation S**”). For a description of certain restrictions on resale or transfer, see “Transfer Restrictions” beginning on page 244.

We have received approval in-principle for the listing of the Notes on the Singapore Exchange Securities Trading Limited (the “**SGX-ST**”). The SGX-ST assumes no responsibility for the correctness of any of the statements made or opinions or reports contained in this offering memorandum. Admission of the Notes to the Official List of the SGX-ST is not to be taken as an indication of the merits of the Issuer, the Notes, the Guarantors or any other subsidiary of the Parent Guarantor.

The Notes will be evidenced by a global note (the “**Global Note**”) in registered form, which will be registered in the name of a nominee of, and deposited with a common depositary for, Euroclear Bank SA/NV (“**Euroclear**”) and Clearstream Banking S.A. (“**Clearstream**”). Beneficial interests in the Global Note will be shown on, and transfers thereof will be effected only through, the records maintained by Euroclear and Clearstream and their respective accountholders. Except in the limited circumstances set forth herein, individual certificates for the Notes will not be issued in exchange for beneficial interests in the Global Note. We expect that the Notes will be ready for delivery in book-entry form through Euroclear and Clearstream on February 19, 2020 or such later date as may be agreed by the Initial Purchasers and us.

Joint Global Coordinators

| | | | |
|--|----------------------|--------------------------------|--------------------------|
| China International Capital Corporation | HSBC | Silk Road International | CCB International |
| Haitong International | GF Securities | HeungKong Financial | Citigroup |
| | | | DBS Bank Ltd. |

Joint Lead Managers and Joint Bookrunners

| | | | |
|--|---------------------------------------|--------------------------------------|--------------------------|
| China International Capital Corporation | HSBC | Silk Road International | CCB International |
| Haitong International | GF Securities | HeungKong Financial | Citigroup |
| | | | DBS Bank Ltd. |
| BOCOM International | The Bank of East Asia, Limited | Orient Securities (Hong Kong) | CLSA |

The date of this offering memorandum is February 12, 2020.

TABLE OF CONTENTS

| | Page |
|--|-------------|
| SUMMARY | 1 |
| THE OFFERING | 5 |
| SUMMARY FINANCIAL INFORMATION AND OTHER DATA | 9 |
| RISK FACTORS | 12 |
| USE OF PROCEEDS | 51 |
| EXCHANGE RATE INFORMATION | 52 |
| CAPITALIZATION AND INDEBTEDNESS | 54 |
| SELECTED FINANCIAL INFORMATION AND OTHER DATA | 55 |
| MANAGEMENT’S DISCUSSION AND ANALYSIS OF FINANCIAL CONDITION AND RESULTS OF OPERATIONS | 58 |
| INDUSTRY OVERVIEW | 84 |
| BUSINESS | 91 |
| MANAGEMENT | 129 |
| SUBSTANTIAL SHAREHOLDERS | 134 |
| RELATED PARTY TRANSACTIONS | 135 |
| REGULATIONS | 140 |
| DESCRIPTION OF THE NOTES | 172 |
| DESCRIPTION OF OTHER MATERIAL INDEBTEDNESS | 234 |
| TAXATION | 237 |
| PLAN OF DISTRIBUTION | 240 |
| TRANSFER RESTRICTIONS | 244 |
| LEGAL MATTERS | 246 |
| INDEPENDENT AUDITOR | 247 |
| GENERAL INFORMATION | 248 |
| INDEX TO FINANCIAL INFORMATION | F-1 |

NOTICE TO INVESTORS

In making your investment decision, you should rely only on the information contained in this offering memorandum. None of us, China International Capital Corporation Hong Kong Securities Limited, The Hongkong and Shanghai Banking Corporation Limited, Silk Road International Capital Limited, CCB International Capital Limited, Haitong International Securities Company Limited, GF Securities (Hong Kong) Brokerage Limited, HeungKong Securities Limited, Citigroup Global Markets Limited, DBS Bank Ltd., BOCOM International Securities Limited, The Bank of East Asia, Limited, Orient Securities (Hong Kong) Limited and CLSA Limited (collectively, the “**Initial Purchasers**”) and The Bank of New York Mellon, London Branch, as Trustee and Paying Agent, and The Bank of New York Mellon SA/NV, Luxembourg Branch, as Registrar and Transfer Agent, has authorized anyone to provide you with any other information. If you receive any unauthorized information, you must not rely on it.

We are offering to sell our Notes only in places where sales are permitted.

We, having made all reasonable inquiries, confirm that: (i) this offering memorandum contains all information with respect to us, our subsidiaries and affiliates referred to in this offering memorandum and the Notes and the Guarantees that is material in the context of the issue and offering of the Notes; (ii) the statements contained in this offering memorandum relating to us and our subsidiaries and our affiliates are in every material respect true and accurate and not misleading; (iii) the opinions and intentions expressed in this offering memorandum with regard to us and our subsidiaries and affiliates are honestly held, have been reached after considering all relevant circumstances and are based on reasonable assumptions; (iv) there are no other facts in relation to us, our subsidiaries and affiliates, the Notes and the Guarantees the omission of which would, in the context of the issue and offering of the Notes, make this offering memorandum, as a whole, misleading in any material respect; and (v) we have made all reasonable enquiries to ascertain such facts and to verify the accuracy of all such information and statements. We accept responsibility accordingly.

You should not assume that the information contained in this offering memorandum is accurate as of any date other than the date of this offering memorandum. Our business, financial condition, results of operations and prospects may have changed since that date.

This offering memorandum is a confidential document that we are providing only to prospective buyers of our Notes. You should read this offering memorandum before deciding to buy any Notes. You must not:

- use this offering memorandum for any other purpose;
- make copies of any part of this offering memorandum or give a copy of it to any other person; or
- disclose any information in this offering memorandum to any other person.

We have prepared this offering memorandum and we are solely responsible for its contents. You are responsible for making your own examination of us and your own assessment of the merits and risks of investing in our Notes. You may contact us if you need any additional information. By purchasing any Notes, you acknowledge that:

- you have reviewed this offering memorandum;
- you have had an opportunity to request from us any additional information that you need from us; and
- no representation or warranty, express or implied, is made by the Initial Purchasers, Trustee, the Paying Agent, the Transfer Agent and the Registrar or any of their respective directors, officers, agents, affiliates or advisors as to the accuracy or completeness of the information set forth herein, and nothing contained in this offering memorandum is, or should be relied upon as, a promise or

representation, whether as to the past or the future. To the fullest extent permitted by law, none of the Initial Purchasers accepts any responsibility for the contents of this offering memorandum or for any statement made or purported to be made by the Initial Purchasers or on its behalf in connection with the Issuer, our group, the Guarantors, the Guarantees or the issue and offering of the Notes. The Initial Purchasers accordingly disclaim all and any liability whether arising in tort or contract or otherwise (save as referred to above) which it might otherwise have in respect of this offering memorandum or any such statement.

We reserve the right to withdraw the offering of the Notes at any time, and the Initial Purchasers reserve the right to reject any commitment to subscribe for or purchase of the Notes in whole or in part and to allot to any prospective purchaser less than the full amount of the Notes sought by such purchaser. The Initial Purchasers and certain related entities may acquire for their own account a portion of the Notes.

This offering memorandum is personal to each offeree and is not an offer to any other person or to the public generally to subscribe for the Notes. We have prepared this offering memorandum, and we are solely responsible for its contents. You are responsible for making your own examination of us and your own assessment of the merits and risks of investing in the Notes. By purchasing the Notes, you will be deemed to have acknowledged that you have made certain acknowledgements, representations and agreements as set forth under the section entitled “Transfer Restrictions” below.

None of us, the Initial Purchasers, the Trustee, the Paying Agent, the Transfer Agent and the Registrar is providing you with any legal, business, tax or other advice in this offering memorandum. You should consult your own advisors to assist you in making your investment decision and to advise you whether you are legally permitted to purchase our Notes.

You must comply with all laws that apply to you in any place in which you buy, offer or sell any Notes or possess this offering memorandum. You must also obtain any consents or approvals that you need in order to purchase the Notes. None of us, the Initial Purchasers, the Trustee, the Paying Agent, the Transfer Agent and the Registrar is responsible for your compliance with these legal requirements.

We are making this offering of the Notes in reliance on exemptions from the registration requirements of the U.S. Securities Act. These exemptions apply to offers and sales of securities that do not involve a public offering. The Notes have not been recommended by any U.S. federal or state securities commission or regulatory authority or any regulatory authority in any other jurisdiction, and no such authority has determined that this offering memorandum is accurate or complete. Any representation to the contrary is a criminal offense.

PROHIBITION OF SALES TO EEA and the UK RETAIL INVESTORS – The Notes are not intended to be offered, sold or otherwise made available to and should not be offered, sold or otherwise made available to any retail investor in the European Economic Area (“**EEA**”) or in the United Kingdom (the “**UK**”). For these purposes, a retail investor means a person who is one (or more) of: (i) a retail client as defined in point (11) of Article 4(1) of Directive 2014/65/EU (as amended, “**MiFID II**”); or (ii) a customer within the meaning of Directive 2016/97 (the “**Insurance Distribution Directive**”), where that customer would not qualify as a professional client as defined in point (10) of Article 4(1) of MiFID II. Consequently no key information document required by Regulation (EU) No 1286/2014 (the “**PRIPs Regulation**”) for offering or selling the Notes or otherwise making them available to retail investors in the EEA or in the UK has been prepared and therefore offering or selling the Notes or otherwise making them available to any retail investor in the EEA or in the UK may be unlawful under the PRIIPS Regulation.

SINGAPORE SECURITIES AND FUTURES ACT PRODUCT CLASSIFICATION – Solely for the purposes of its obligations pursuant to sections 309B(1)(a) and 309B(1)(c) of the Securities and Futures Act (Chapter 289 of Singapore) (the “**SFA**”), the Issuer has determined, and hereby notifies all relevant persons (as defined in Section 309A(1) of the SFA) that the Notes are “prescribed capital markets

products” (as defined in the Securities and Futures (Capital Markets Products) Regulations 2018 (the “**SF (CMP) Regulations**”) and Excluded Investment Products (as defined in MAS Notice SFA 04-N12: Notice on the Sale of Investment Products and MAS Notice FAA-N16: Notice on Recommendations on Investment Products).

Our Notes are subject to restrictions on transfer and resale that are described under “Transfer Restrictions.” By purchasing any Notes, you represent and agree to all of the provisions contained in that section of this offering memorandum. You may have to bear the financial risks of investing in our Notes for an indefinite period of time.

In connection with this offering of the Notes, any of the Initial Purchasers appointed and acting as the stabilization manager or any person acting on its behalf, may purchase and sell the Notes in the open market. These transactions may, to the extent permitted by applicable laws and regulations, include short sales, stabilizing transactions and purchases to cover positions created by short sales. These activities may stabilize, maintain or otherwise affect the market price of the Notes. As a result, the price of the Notes may be higher than the price that otherwise might exist in the open market. If these activities are commenced, they may be discontinued at any time and must in any event be brought to an end after a limited time. These activities will be undertaken solely for the accounts of the Joint Bookrunners and Joint Lead Managers (as defined herein), and not for or on behalf of the Company.

ENFORCEMENT OF CIVIL LIABILITIES

The Issuer is a company incorporated under the laws of the British Virgin Islands with limited liability. The Parent Guarantor is an exempted limited liability company incorporated under the laws of Bermuda, and each of the Subsidiary Guarantors of the Notes is incorporated either in Hong Kong or the British Virgin Islands. As a result, it may be difficult for you to effect service of process upon the Issuer or the Guarantors outside our jurisdiction of organization or enforce against the Issuer or the Guarantors judgments obtained outside those jurisdictions. Furthermore, substantially all of our assets are owned through subsidiaries located in the People's Republic of China (the “**PRC**”) that are not guaranteeing the Notes.

The Issuer and each of the Guarantors have appointed Cogency Global Inc. as our respective agent to receive service of process with respect to any action brought against us in the United States federal courts located in the Borough of Manhattan, the City of New York under the federal securities laws of the United States or of any state of the United States or any action brought against the Issuer or the Guarantors in the courts of the State of New York in the Borough of Manhattan, the City of New York under the securities laws of the State of New York in respect of actions relating the Notes, the Guarantees or the indenture (the “**Indenture**”) governing the Notes and the Guarantees.

We have been advised by Conyers Dill & Pearman, our Bermuda counsel, that the United States and Bermuda do not currently have a treaty providing for reciprocal recognition and enforcement of judgments in civil and commercial matters and that a final judgment for the payment of money rendered by any federal or state court in the United States would not be automatically enforceable in Bermuda. The courts of Bermuda would recognize as a valid judgment a final and conclusive judgment in personam obtained in the U.S. courts under which a sum of money is payable (other than a sum of money payable in respect of multiple damages, taxes or other charges of a like nature or in respect of a fine or other penalty) and would give a judgment based thereon provided that:

- such courts had proper jurisdiction over the parties subject to such judgment;
- such courts did not contravene the rules of natural justice of Bermuda;
- such judgment was not obtained by fraud;
- the enforcement of the judgment would not be contrary to the public policy of Bermuda;
- no new admissible evidence relevant to the action is submitted prior to the rendering of the judgment by the courts of Bermuda; and
- there is due compliance with the correct procedures under the laws of Bermuda.

Certain remedies available under the laws of U.S. jurisdictions would not be allowed in the Bermuda courts to the extent that they are contrary to public policy.

We have been advised by Conyers Dill & Pearman, our British Virgin Islands counsel, that the United States and the British Virgin Islands do not currently have a treaty providing for reciprocal recognition and enforcement of judgments in civil and commercial matters and that a final judgment for the payment of money rendered by any federal or state court in the United States would not be automatically enforceable in the British Virgin Islands. The courts of the British Virgin Islands would recognize as a valid judgment a final and conclusive judgment in personam obtained in the U.S. courts under which a sum of money is payable (other than a sum of money payable in respect of multiple damages, taxes or other charges of a like nature or in respect of a fine or other penalty) and would give a judgment based thereon provided that:

- such courts had proper jurisdiction over the parties subject to such judgment;
- such courts did not contravene the rules of natural justice of the British Virgin Islands;

- such judgment was not obtained by fraud;
- the enforcement of the judgment would not be contrary to the public policy of the British Virgin Islands;
- no new admissible evidence relevant to the action is submitted prior to the rendering of the judgment by the courts of the British Virgin Islands; and
- there is due compliance with the correct procedures under the laws of the British Virgin Islands.

We have been advised by MinterEllison LLP, our Hong Kong counsel, that the United States and Hong Kong have not entered into any bilateral reciprocal enforcement agreement providing for reciprocal recognition and enforcement of judgments in civil and commercial matters. A final judgment for the payment of money rendered by any federal or state court of the United States would not be automatically enforceable in Hong Kong. A judgment in personam obtained in a court of the United States may be enforceable in Hong Kong at common law provided that:

- the judgment is for a definite sum of money (other than a sum of money payable in respect of taxes or penalties);
- the judgment is final and conclusive between the parties;
- the relevant court from which the judgment was obtained had proper jurisdiction over the parties according to Hong Kong conflict of law rules;
- the judgment was not obtained by fraud or obtained in proceedings which contravene the rules of natural justice;
- enforcement of the judgment would not be contrary to the public policy in Hong Kong; and
- all Hong Kong common law and procedural requirements are met and no grounds exist which cause such judgment to be impeached or rendered unenforceable by the courts of Hong Kong.

We have been advised by Zhong Lun Law Firm, our PRC counsel, that the recognition and enforcement of foreign judgments are provided for under the PRC Civil Procedures Law. PRC courts may recognize and enforce foreign judgments in accordance with the requirements of the PRC Civil Procedures Law based either on treaties between the PRC and the country where the judgment is made or on reciprocity between jurisdictions. If there are no treaties or reciprocity arrangements between the PRC and a foreign jurisdiction where a judgment is rendered, according to PRC Civil Procedures Law, matters relating to the recognition and enforcement of the foreign judgment in the PRC may be resolved through diplomatic channels. The PRC does not have any treaties or other arrangements with the United States that provide for the reciprocal recognition and enforcement of foreign judgments. As a result, it would generally be difficult to enforce in the PRC a judgment rendered by a U.S. court against us, the Issuer or the Guarantors.

FORWARD-LOOKING STATEMENTS

This offering memorandum includes “forward-looking statements.” Forward-looking statements include those regarding our future financial position and results of operations, strategy, plans, objectives, goals, targets and future developments in the markets where we participate or are seeking to participate, and generally include the words “believe,” “expect,” “aim,” “intend,” “will,” “may,” “anticipate,” “seek,” “should,” “estimate” or similar expressions.

These forward-looking statements relate to events that are subject to known and unknown risks, uncertainties and other factors, some of which are beyond our control, which may cause our actual results, performance or achievements, or industry results, to be materially different from any future results, performance or achievements expressed or implied by the forward-looking statements. These forward-looking statements are based on numerous assumptions regarding our present and future business strategies and the environment in which we will operate in the future. Important factors that could cause our actual results, performance or achievements to differ materially from those in the forward-looking statements include the following:

- our business and operating strategies and our ability to implement such strategies;
- our capital expenditure and project development plans;
- our ability to develop and manage our projects as planned;
- our operations and business prospects;
- various business opportunities that we may pursue;
- our financial condition;
- the availability and costs of bank loans and other forms of financing;
- our projects under construction or planning;
- the regulatory environment of our industry in general;
- the performance and future developments of real estate markets in the PRC or any region in the PRC where we may engage in project developments;
- the PRC real estate market outlook in general;
- changes in political, economic, legal and social conditions in the PRC, including the specific policies of the PRC government and the local authorities in the regions where we operate, which affect availability and cost of financing, leasing, pricing and volume of our projects;
- changes in competitive conditions and our ability to compete under these conditions;
- the performance of the obligations and undertakings of independent contractors under various construction, building, interior decoration and installation contracts;
- changes in currency exchange rates;
- delays in obtaining the necessary government permits or approvals for our projects; and
- other factors beyond our control.

Additional factors that could cause actual results, performance or achievements to differ materially include those discussed under “Risk Factors” and elsewhere in this offering memorandum. We caution you not to place undue reliance on these forward-looking statements which reflect our management’s view only as of the date of this offering memorandum. We undertake no obligation to update, revise or publicly announce any forward-looking statements, whether as a result of new information, future events or otherwise. In light of these risks, uncertainties and assumptions, the forward-looking events discussed in this offering memorandum might not occur.

MARKET AND INDUSTRY DATA

Market data and certain industry forecasts and statistics in this offering memorandum have been obtained from both public and private sources, including market research, publicly available information and industry publications. Although we believe this information to be reliable, it has not been independently verified by us, the Issuer, the Initial Purchasers, the Trustee, the Paying Agent, the Transfer Agent and the Registrar or our or their directors or advisors, and neither us, the Initial Purchasers, the Trustee, the Paying Agent, the Transfer Agent, the Registrar, us the Issuer nor our or any of their directors or advisors makes any representation as to the accuracy or completeness of that information. In addition, third party information providers may have obtained information from market participants and such information may not have been independently verified.

The statistics set forth in this offering memorandum relating to the PRC and the property industry in the PRC were taken or derived from various government and private publications. None of us, the Issuer, the Initial Purchasers, the Trustee, the Paying Agent, the Transfer Agent, the Registrar, and our or their respective directors or advisors makes any representation as to the accuracy of such statistics, which may not be consistent with other information compiled within or outside the PRC. Due to possibly inconsistent collection methods and other problems, the statistics referred in this offering memorandum may be inaccurate and should not be unduly relied upon.

CONVENTIONS USED IN THIS OFFERING MEMORANDUM

In this offering memorandum, references to “China” or the “**PRC**” are to the People’s Republic of China, excluding Hong Kong Special Administrative Region of the PRC (“**Hong Kong**”), Macau Special Administrative Region of the PRC (“**Macau**”) and Taiwan; references to “HK\$” or “Hong Kong dollars” are to the lawful currency of Hong Kong; references to “US\$” or “U.S. dollars” are to the lawful currency of the United States; references to “RMB” or “Renminbi” are to the lawful currency of China; reference to the “2022 Notes” are to our US\$500 million 7.5% senior notes due 2022.

We prepare and present our financial statements in Hong Kong dollars and in accordance with Hong Kong Financial Reporting Standards (“**HKFRS**”).

Solely for your convenience, certain Hong Kong dollar amounts in this offering memorandum have been converted into U.S. dollars and certain U.S. dollar amounts have been converted into (1) Hong Kong dollars, based on the exchange rate of HK\$7.8103 to US\$1.00 and (2) Chinese Renminbi, based on the exchange rate of RMB6.8650 to US\$1.00, which were the noon buying rates in New York City for cable transfers payable in Hong Kong dollars and Chinese Renminbi, respectively, as certified for customs purposes by the Federal Reserve Bank of New York on June 28, 2019. All such translations in this offering memorandum are provided solely for your convenience and no representation is made that the Hong Kong dollar amounts or Chinese Renminbi amounts referred to in this offering memorandum have been, could have been or could be converted into U.S. dollars, or vice versa, at any particular rate or at all. For further information relating to the exchange rates, see “Exchange Rate Information.”

In this offering memorandum, the terms “the Company” and/or “our Company” refers to Hopson Development Holdings Limited; and the terms “we,” “us,” “our,” “our group,” “our Group” and/or “the Group” refer to Hopson Development Holdings Limited and its subsidiaries including the Issuer, unless the context otherwise requires.

Unless the context otherwise requires, each phase of a property development project referred to in this offering memorandum is considered as a separate property development.

Any discrepancies in the tables between the listed amounts and their totals are due to rounding.

SUMMARY

This summary does not contain all the information that may be important to you in deciding to invest in the Notes. You should read the entire offering memorandum, including the section entitled “Risk Factors” and the financial statements and related Notes thereto included elsewhere in this offering memorandum, before making an investment decision.

OVERVIEW

We are one of the largest property developers in China as measured by land bank. We specialize in developing medium to high-end large-scale residential properties, as well as commercial properties. We also engaged in property management, property investment and hotel management. Our geographic focus is three principal economic zones in China – the Pearl River Delta Economic Zone, the Huanbohai Economic Zone and the Yangtze River Delta Economic Zone – with Guangzhou, Beijing, Tianjin and Shanghai as our core cities, where the property markets have grown significantly in recent years.

Since 1995, we have built a recognized brand name in the PRC for quality property development through a concerted corporate strategy and business development model. From our origins in Guangzhou and the Pearl River Delta Economic Zone, we have expanded our operations into Beijing, Tianjin and Shanghai. In Guangzhou, Shanghai and Beijing, our “Regal Riviera”, “Gallopade”, “Fairview”, “Dongjiao Villa”, “Sheshan Dongziyuan” and “No. 8 Royal Park” brands have become associated with quality product design, customer service and facilities accommodating various community cultures and different operating models that meet the diverse needs of our target customers.

Each of our property developments features a unique theme, such as leisure and tourism, to enhance its positioning and marketability and contribute to our overall corporate brand. Our residential projects are typically large-scale development projects in the urban area and incorporate a variety of comprehensive amenities and public facilities to meet the needs of a community. We develop commercial properties, including retail shops, shopping malls, office buildings and hotels. Commercial properties, including integrated residential and commercial developments, have become a substantially increasing proportion of our projects portfolio in recent years. We typically seek to identify large sites in areas at their early stage of development but with significant long-term development potential and strategic importance and therefore are able to acquire land in such areas at relatively low costs. Due to the large scale of our projects, we typically develop our projects in several phases over a three to seven-year period.

As of June 30, 2019, we had 75 property projects in various stages of development, of which 32 property developments were in the Pearl River Delta Economic Zone, 25 property developments in the Huanbohai Economic Zone and 18 property developments in the Yangtze River Delta Economic Zone. As of June 30, 2019, the total saleable GFA of our land bank amounted to approximately 29.4 million sq.m. Our property projects had an aggregate completed GFA of 4.1 million sq.m., an aggregate GFA under development of 5.9 million sq.m. and an aggregate GFA of 19.5 million sq.m relating to properties held for future development.

Although we intend to continue to focus on property development as our core business, we are also engaged in the following ancillary property-related businesses that are complementary to our core business:

- *Property investment:* we derive rental fees from our investment property portfolio located in Guangzhou, Beijing, Hangzhou and Shanghai, comprising primarily commercial, retail and carparking spaces within the property projects developed by us. As of June 30, 2019, we had a total of 13 investment properties in various stages of development.
- *Property management:* we derive management fees from the provision of property management services in respect of properties primarily developed by us. As of June 30, 2019, we provided management services to almost all of our developed properties.

- *Hotel operations:* we have interests in five hotel properties in Guangzhou, Shanghai, Taiyuan and Tianjin. All of these hotel facilities are located within property projects developed by us.

In addition, in order to promote our strategy on the balanced development, we expanded our businesses to capital management, community services, auto finance and elderly care services.

For the years ended December 31, 2016, 2017 and 2018 and the six months ended June 30, 2018 and 2019, our total revenue was HK\$16,255.7 million, HK\$13,823.9 million, HK\$13,293.5 million (US\$1,697.7 million), HK\$4,965.1 million and HK\$7,222.3 million (US\$924.7 million), respectively, and our total profit was HK\$3,842.7 million, HK\$5,811.8 million, HK\$5,822.6 million (US\$743.6 million), HK\$2,467.5 million and HK\$2,703.2 million (US\$346.1 million), respectively, during the same periods of time.

COMPETITIVE STRENGTHS

We believe that our success and future prospects are supported by a combination of the following competitive strengths:

- Market leading integrated property developers in China with an established presence in key geographic markets in China
- Sizable, high quality and low-cost land bank located in strategic locations in China
- High quality residential properties targeted at wide range of customers with different needs in China
- Rapid development of commercial properties with continuously improving ancillary services benefiting from scale of economy
- Prudent operational and financial strategies and access to multiple sources of capital
- Experienced and stable management team with proven track record and in-depth industrial knowledge

STRATEGY

Our key business objective is to maintain our position as a leading residential and commercial property developer in China, while striving to achieve comprehensive development of our other business segments, such as property management and investment. We intend to seek growth opportunities and enhance profitability by pursuing the following strategies:

- Continue to pursue diversification of properties portfolio and refine properties portfolio to achieve a balanced revenue profile and develop light asset operation business model
- Continue to develop our financial investment business and broaden our investment and financing channel
- Continue to strengthen our brand name
- Maintain prudent financial management policies and enhance operational efficiency
- Promotion of information technology and improvement of management and control system

RECENT DEVELOPMENTS

“LIGHT ASSET INVESTMENT” BUSINESS IN NEW YORK

On December 3, 2019, we, through our then indirect wholly-owned subsidiary, Lex 47th Property Owner LLC (the “**Purchaser**”), entered into a sale and purchase agreement (the “**SPA**”) to acquire a piece of vacant land located in Manhattan, New York (the “**Land**”) at a purchase price of approximately US\$113,500,000 (the “**Acquisition**”), which was intended to develop the Land into a new building for sale with an aggregate gross floor area of approximately 183,310 square feet (the “**Development Project**”).

In light of our vast experience in property development and provision of project management services, we are of the view that “light asset investment” business is gradually becoming an important component of our business. We plan to utilise the light asset operation and management model for the Development Project where we will invest lesser (or do not invest) in hard assets, but provide management and know-how in order to generate revenue and profit.

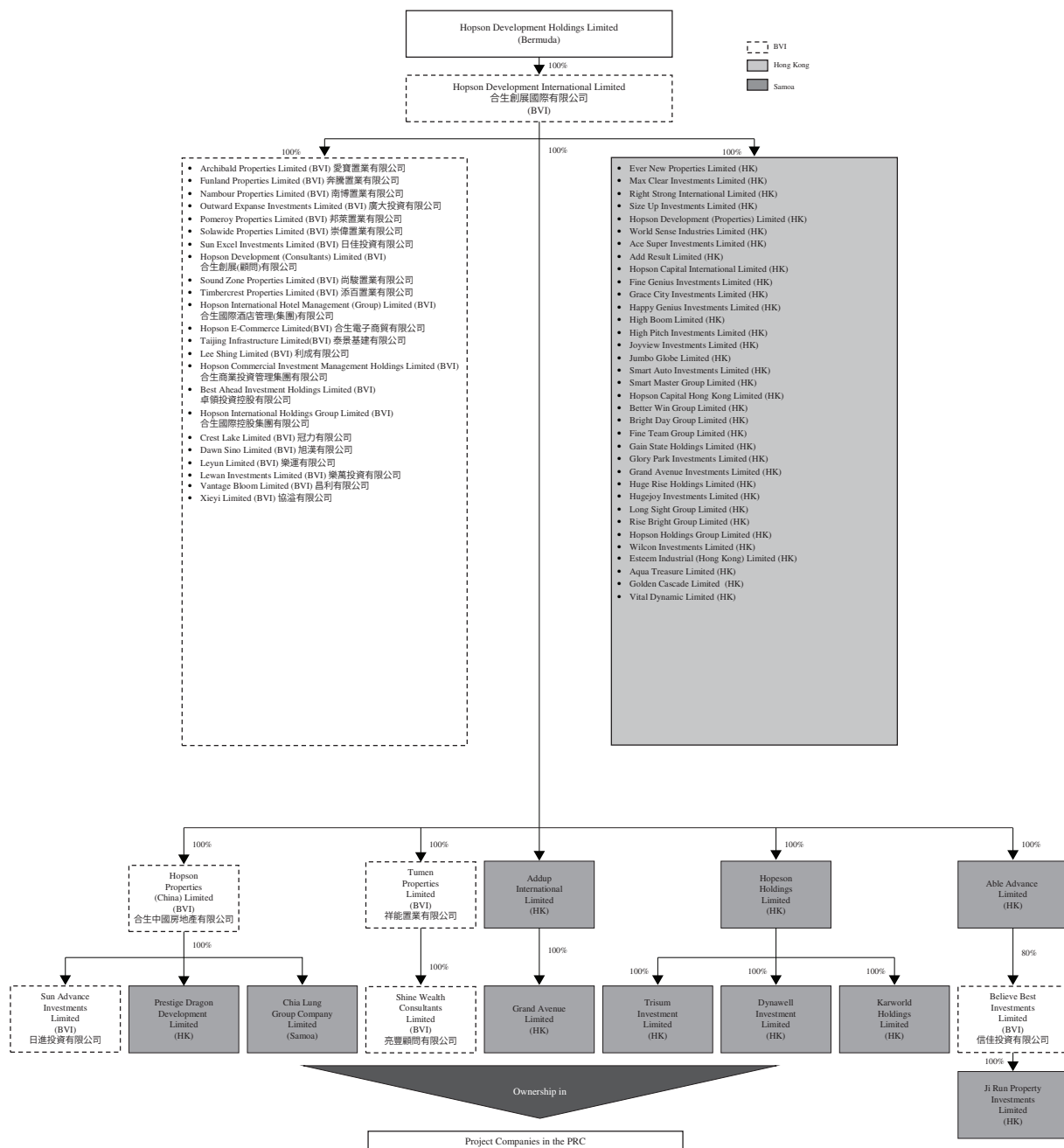
Prior to closing of the Acquisition which occurred on December 12, 2019, on December 10, 2019, we had completed the transfer of the entire issued capital of Full Reach Holdings Limited (an indirect wholly-owned subsidiary of the Company prior to the completion of the said transfer and the intermediate holding company of the Purchaser) to a segregated portfolio of Partners Special Mergers and Acquisitions Fund SPC (the “**Fund**”), and the Development Project had therefore been transferred to the Fund indirectly. Under this light asset operation business model, we will be appointed by the Fund as the manager of the Development Project where we will receive management fees and will be entitled to share profit from the Development Project. For details, please refer to the announcements of the Company dated December 3, 2019 and December 16, 2019.

CORPORATE INFORMATION

The Issuer was incorporated in the British Virgin Islands as a limited liability company. The Parent Guarantor was incorporated in Bermuda as an exempted company with limited liability. Our principal office is located at Suites 3305-09, 33rd Floor, Jardine House, 1 Connaught Place, Central, Hong Kong. We have four representatives offices located in Guangzhou, Beijing, Shanghai and Tianjin in the PRC. The Parent Guarantor’s registered office is located at Clarendon House, 2 Church Street, Hamilton HM11, Bermuda. Our website is www.hopson.com.cn. Information contained on our website does not constitute part of this offering memorandum.

CORPORATE STRUCTURE

The following chart sets forth our simplified corporate structure based on our beneficial interests in our material subsidiaries as of June 30, 2019



THE OFFERING

The following summary contains basic information about this offering and is not intended to be complete. It does not contain all of the information that is important to you. For a more complete understanding of the terms of the Notes and the Guarantees, see “Description of the Notes.” Terms used in this summary and not otherwise defined shall have the meanings given to them in “Description of the Notes.”

| | |
|----------------------------------|---|
| Issuer | Hopson Capital International Group Co Ltd (合生資本國際集團有限公司) |
| Parent Guarantor | Hopson Development Holdings Limited |
| Subsidiary Guarantors | Certain non-PRC restricted subsidiaries of the Parent Guarantor, and together with the Parent Guarantor, the “Guarantors”. |
| Notes | US\$500,000,000 aggregate principal amount of 6.0% senior notes due 2021 |
| Issue Price | 100% of the principal amount of the Notes |
| Original Issue Date | February 19, 2020 |
| Maturity Date | February 17, 2021 |
| Interest Rate | 6.0% |
| Interest Payment Dates | Interest will be payable semi-annually in arrears on August 19, 2020 and February 17, 2021. The first interest payment will be due on August 19, 2020. |
| Ranking of Notes | <p>The Notes will be general obligations of the Issuer and:</p> <ul style="list-style-type: none"> • will rank at least pari passu in right of payment with any unsecured, unsubordinated indebtedness (subject to priority rights of such unsecured, unsubordinated indebtedness pursuant to applicable law); • will be senior in right of payment to any of existing and future subordinated indebtedness expressly subordinates in right of payment to the Notes, if any; • will be guaranteed by the Guarantors on a senior basis, subject to limitations; • will be effectively subordinated to the secured obligations (if any) of the Issuer and the Guarantors to the extent of the value of the assets serving as security therefore; and • will be effectively subordinated to any existing and future indebtedness of the subsidiaries of the Parent Guarantor that do not guarantee the Notes. |
| Parent Guarantee | The due and punctual payment of the principal of, premium, if any, and interest on, and all other amounts payable under, the Notes will be guaranteed by the Parent Guarantor. |

The Parent Guarantor will (1) agree that its obligations under the Parent Guarantee will be enforceable irrespective of any invalidity, irregularity or unenforceability of the Notes or the Indenture (other than in respect of the Parent Guarantee) and (2) waive its right to require the Trustee to pursue or exhaust its legal or equitable remedies against the Issuer prior to exercising its rights under the Parent Guarantee.

The Parent Guarantee may be released in certain circumstances. See “Description of the Notes – The Parent Guarantee – Release of the Parent Guarantee.”

Ranking of the Parent Guarantee . . . The Parent Guarantee will be a general obligation of the Parent Guarantor and:

- will rank at least pari passu with all other unsecured and unsubordinated Indebtedness of the Parent Guarantor (subject to any priority rights of such unsecured and unsubordinated Indebtedness pursuant to applicable law);
- will be senior in right of payment to any existing and future obligations of the Parent Guarantor expressly subordinated in right of payment to the Parent Guarantee;
- will be effectively subordinated to secured obligations of the Parent Guarantor, to the extent of the value of the assets serving as security therefor; and
- will be effectively subordinated to all existing and future obligations of the Non-Guarantor Subsidiaries.

Subsidiary Guarantees The Issuer’s obligations under the Notes and the Indenture will be guaranteed by all the existing and future wholly-owned subsidiaries of the Parent Guarantor that are incorporated or organized outside the PRC, except the initial non-guarantor subsidiaries. None of the existing or future restricted subsidiaries of the Parent Guarantor that are organized under the laws of the PRC, the Issuer or the initial non-guarantor subsidiaries or that are not wholly-owned by the Parent Guarantor will guarantee the Notes in the future.

Ranking of the Subsidiary Guarantees The guarantee of each Subsidiary Guarantor will be a general obligation of such Subsidiary Guarantor and:

- will rank at least pari passu with the guarantees provided for all other unsecured, unsubordinated indebtedness of such Subsidiary Guarantor (subject to priority rights of such unsecured, unsubordinated indebtedness pursuant to applicable law);
- will be senior in right of payment to such Subsidiary Guarantor’s future subordinated indebtedness, if any; and
- will be effectively subordinated to obligations (if any) of such Subsidiary Guarantor, to the extent of the value of the assets serving as security thereof.

| | |
|---|--|
| Optional Redemption | <p>At any time prior to February 17, 2021, the Issuer may redeem all or any portion of the Notes at a redemption price equal to 100% of the principal amount of the Notes plus the applicable premium as of, and accrued and unpaid interest to (but not including), the redemption date (subject to the right of Holders on the relevant record date to receive interest due on the relevant interest payment date), as described under “Description of the Notes – Optional Redemption.”</p> |
| | <p>At any time prior to February 17, 2021, the Issuer may redeem up to 35% of the aggregate principal amount of the Notes (including any additional notes) with the net cash proceeds of certain equity offerings at a redemption price of 106.0% of the principal amount of the Notes, plus accrued and unpaid interest, if any, to (but not including) the redemption date, provided that at least 65% of the aggregate principal amount of the Notes (including any Additional Notes) originally issued remains outstanding after each such redemption and any such redemption takes place within 60 days after the closing of the related equity offering.</p> |
| Additional Amounts; Redemption for Taxation Reasons | <p>All payments in respect of the Notes or under the Guarantees will be made without withholding or deduction for any taxes or other governmental charges, except to the extent required by law. If withholding or deduction is required by law, subject to certain exceptions, the Issuer or the relevant Guarantors, as applicable, will pay additional amounts so that the net amount received by the holder of each note is no less than the amount that such holder would have received in the absence of such withholding or deduction. See “Description of the Notes – Additional Amounts.” The Issuer may redeem the Notes in whole, but not in part, at any time, upon giving prior notice, if certain changes in tax law impose certain withholding taxes on amounts payable on the Notes, and, as a result, the Issuer or any Guarantor is required to pay Additional Amounts with respect to such taxes. If the Issuer exercises such redemption right, the Issuer or a Surviving Person must pay you a price equal to 100% of the principal amount of the Notes plus accrued and unpaid interest (including any Additional Notes), if any, to (but not including) the date of redemption. See “Description of the Notes – Redemption for Taxation Reasons.”</p> |
| Repurchase of Notes Upon Change of Control Triggering Event | <p>If we experience both a change of control and an accompanied rating decline, the Issuer or the Parent Guarantor will be required to offer to purchase the Notes at 101% of their principal amount plus accrued and unpaid interest to (but not including) the date of such repurchase. See “Description of the Notes – Repurchase of Notes Upon a Change of Control Triggering Event.”</p> |
| Certain Covenants | <p>The Issuer will issue the Notes under the Indenture. The Indenture will partially limit, among other things, the ability of the Parent Guarantor and its restricted subsidiaries to:</p> <ul style="list-style-type: none"> • incur or guarantee additional indebtedness and issue certain preferred stock; • make certain other restricted payments; • create or permit to exist certain liens; |

- impose restrictions on the ability of the Parent Guarantor's subsidiaries to pay dividends or make other payments to us;
- transfer, lease or sell certain assets including subsidiary stock;
- merge or consolidate with other entities;
- enter into certain transactions with affiliates; and
- enter into unrelated businesses.

Each of these covenants is subject to a number of significant exceptions and qualifications. See "Description of the Notes – Certain Covenants" and the related definitions.

| | |
|--|--|
| Transfer Restrictions | The Notes and the Guarantees have not been, and will not be, registered under the U.S. Securities Act or the securities laws of any other jurisdiction. The Notes are subject to restrictions on transfer and may only be offered or sold in transactions that are exempt from or not subject to the registration requirements of the U.S. Securities Act. See "Plan of Distribution" and "Transfer Restrictions." |
| Listing | We have received approval in-principle for the listing of the Notes on the SGX-ST. The Notes will be traded on the SGX-ST in a minimum board lot size of US\$200,000 for so long as the Notes are listed on the SGX-ST. |
| Book-Entry Only. | The Notes will be issued in book-entry form through the facilities of Euroclear and Clearstream. For a description of certain factors relating to clearance and settlement, see "Description of the Notes – Book-Entry; Delivery and Form." |
| Security Codes | ISIN: XS2112787499; Common Code: 211278749 |
| LEI Code | 5493008CWVL0WASC0A08 |
| Trustee and Paying Agent | The Bank of New York Mellon, London Branch. |
| Transfer Agent and Registrar | The Bank of New York Mellon SA/NV, Luxembourg Branch. |
| Use of Proceeds | Project investments, constructions, refinancing and general corporate purposes |
| Denomination | The Notes will be issued only in fully registered form, without coupons, in minimum denominations of US\$200,000 of principal amount and integral multiples of US\$1,000 in excess thereof. |
| Governing Law of the Indenture, Notes and Guarantees. | The laws of the State of New York. |
| Risk Factors | Please see the "Risk Factors" section for a description of certain of the risks you should carefully consider before investing in the Notes. |

SUMMARY FINANCIAL INFORMATION AND OTHER DATA

You should read the following summary financial information and other data together with the section entitled “Management’s Discussion and Analysis of Financial Condition and Results of Operations” and the financial statements and related Notes included elsewhere in this offering memorandum.

We have derived the following summary financial information from our audited consolidated financial statements as of and for the years ended December 31, 2017 and 2018 and from our unaudited consolidated financial statements as of and for the six months ended June 30, 2019. We prepare and present our audited consolidated financial statements in accordance with HKFRS. In preparing the audited consolidated financial statements for the year ended December 31, 2018, the Group has adopted HKFRS 9 and HKFRS 15 with effect from January 1, 2018 and has not restated prior years’ consolidated financial statements. Therefore, the audited consolidated financial statements for the year ended December 31, 2018 is not comparable with the consolidated financial statements for the years ended December 31, 2016 and 2017. For the impact of the adoption of HKFRS 9 and HKFRS 15, please refer to Note 2.2 to the audited consolidated financial statements as of and for the year ended December 31, 2018 included elsewhere in this offering memorandum.

SUMMARY CONSOLIDATED INCOME STATEMENTS AND OTHER FINANCIAL DATA

| | For the Year ended December 31, | | | | For the six months ended June 30, | | |
|--|---------------------------------------|-------------------|--------------------|------------------|-----------------------------------|------------------|-----------------|
| | 2016 | 2017 | 2018 | | 2018 | 2019 | |
| | HK\$ | HK\$ | HK\$ | US\$ | HK\$ | HK\$ | US\$ |
| | | | | (unaudited) | | | (unaudited) |
| | (in thousands, except for percentage) | | | | | | |
| Revenues | 16,255,697 | 13,823,946 | 13,293,532 | 1,702,051 | 4,965,091 | 7,222,307 | 924,716 |
| Cost of sales | (11,776,266) | (8,738,475) | (6,765,596) | (866,240) | (2,588,732) | (3,450,032) | (441,728) |
| Gross profit | 4,479,431 | 5,085,471 | 6,527,936 | 835,811 | 2,376,359 | 3,772,275 | 482,988 |
| Fair value gains on investment | | | | | | | |
| properties | 2,604,091 | 5,003,235 | 4,673,345 | 598,357 | 2,076,730 | 1,385,215 | 177,357 |
| Other gains, net | 84,110 | 207,580 | 161,935 | 20,734 | 141,307 | 268,491 | 34,377 |
| Selling and marketing expenses | (413,440) | (328,673) | (378,153) | (48,417) | (102,303) | (315,696) | (40,420) |
| General and administrative expenses | (1,218,331) | (1,349,594) | (1,581,856) | (202,535) | (752,637) | (768,660) | (98,416) |
| Finance income | 79,439 | 43,918 | 173,949 | 22,272 | 133,228 | 180,856 | 23,156 |
| Finance costs | (132,484) | (5,242) | (578,319) | (74,046) | (293,823) | (454,581) | (58,203) |
| Share of profit of associates | 1,645 | 2,408 | 1,637 | 210 | (65) | (3,109) | (398) |
| Share of profit/(loss) of joint ventures | 143,844 | 86,701 | (6,152) | (788) | 43,533 | 54,753 | 7,010 |
| Profit before taxation | 5,628,305 | 8,745,804 | 8,994,322 | 1,151,598 | 3,622,329 | 4,119,544 | 527,451 |
| Taxation | (1,785,631) | (2,933,984) | (3,171,723) | (406,095) | (1,154,819) | (1,416,387) | (181,349) |
| Profit for the year | 3,842,674 | 5,811,820 | 5,822,599 | 745,503 | 2,467,510 | 2,703,157 | 346,102 |
| Attributable to: | | | | | | | |
| Equity holders of the company | 3,868,433 | 5,796,385 | 5,775,467 | 739,468 | 2,473,415 | 2,654,976 | 339,933 |
| Non-controlling interests | (25,759) | 15,435 | 47,132 | 6,035 | (5,905) | 48,181 | 6,169 |
| Other comprehensive income | | | | | | | |
| Items that may be reclassified | | | | | | | |
| subsequently to profit or loss: | | | | | | | |
| Fair value gains on available-for-sale | | | | | | | |
| financial assets | 47,336 | 378,207 | — | — | — | — | — |
| Assets revaluation reserve realised | | | | | | | |
| upon disposal of Properties held for | | | | | | | |
| sale. | (37,181) | (335,845) | (87,746) | (11,235) | (17,023) | (53,230) | (6,815) |
| Deferred tax | 5,882 | 62,672 | 33,081 | 4,236 | 6,418 | 24,660 | 3,157 |
| Currency translation difference | (3,657,544) | 4,138,294 | (3,205,050) | (410,362) | (611,013) | (231,800) | (29,679) |
| Items that will not be reclassified | | | | | | | |
| subsequently to profit or loss: | | | | | | | |
| Fair value loss on financial assets at | | | | | | | |
| fair value through other | | | | | | | |
| comprehensive income | — | — | (273,347) | (34,998) | (316,579) | (318,770) | (40,814) |
| Deferred tax | — | — | 68,337 | 8,750 | 79,145 | 80,872 | 10,355 |
| Other comprehensive (loss)/income for | | | | | | | |
| the year, net of tax | (3,641,507) | 4,243,328 | (3,464,725) | (443,609) | (859,052) | (498,268) | (63,796) |
| Total comprehensive income for the | | | | | | | |
| year | 201,167 | 10,055,148 | 2,357,874 | 301,894 | 1,608,458 | 2,204,889 | 282,306 |
| Attributable to: | | | | | | | |
| Equity holders of the company | 362,050 | 9,899,791 | 2,410,104 | 308,581 | 1,632,479 | 2,165,791 | 277,300 |
| Non-controlling interests | (160,883) | 155,357 | (52,230) | (6,687) | (24,021) | 39,098 | 5,006 |
| Other data: | | | | | | | |
| EBITDA ⁽¹⁾ | 3,221,936 | 3,723,181 | 4,803,423 | 615,011 | 1,681,830 | 2,904,921 | 371,936 |
| EBITDA margin ⁽²⁾ | 19.8% | 26.9% | 36.1% | — | 33.9% | 40.2% | — |

SUMMARY CONSOLIDATED STATEMENT OF FINANCIAL POSITION DATA

| | As of December 31, | | | | As of June 30, | |
|---|--------------------|-------------|-------------|-------------|----------------|-------------|
| | 2016 | 2017 | 2018 | | 2019 | |
| | HK\$ | HK\$ | HK\$ | US\$ | HK\$ | US\$ |
| | | | | (unaudited) | | (unaudited) |
| | (in thousands) | | | | | |
| ASSETS | | | | | | |
| Non-current assets | | | | | | |
| Land costs | 1,776,499 | 1,846,674 | 1,675,097 | 214,473 | 1,657,339 | 212,199 |
| Prepayments for acquisition of land | 118,927 | 127,264 | 121,411 | 15,545 | 120,934 | 15,484 |
| Prepayments for construction work | 28,682 | — | — | — | — | — |
| Loan receivables. | — | 1,536,051 | 743,201 | 95,157 | 312,550 | 40,018 |
| Properties and equipment | 3,486,335 | 3,724,771 | 4,571,452 | 585,311 | 5,028,871 | 643,877 |
| Investment properties | 31,300,936 | 42,971,253 | 46,856,835 | 5,999,364 | 49,764,807 | 6,371,690 |
| Goodwill | 31,818 | 33,552 | 35,249 | 4,513 | 35,108 | 4,495 |
| Investments in associates | 140,747 | 153,106 | 147,668 | 18,907 | 373,032 | 47,762 |
| Investments in joint ventures | 7,424,805 | 8,035,057 | 7,514,062 | 962,071 | 7,543,128 | 965,792 |
| Available-for-sale financial assets | 3,406,109 | 4,039,343 | — | — | — | — |
| Financial assets at fair value through other comprehensive income | — | — | 3,144,258 | 402,578 | 3,509,038 | 449,283 |
| Financial assets at fair value through profit or loss | — | — | 35,000 | 4,481 | 35,000 | 4,481 |
| Right-of-use assets | — | — | — | — | 26,860 | 3,439 |
| Finance lease receivables | — | — | 159,828 | 20,464 | 191,108 | 24,469 |
| Deferred tax assets | 495,525 | 740,160 | 784,147 | 100,399 | 809,954 | 103,703 |
| Total non-current assets | 48,210,383 | 63,207,231 | 65,788,208 | 8,423,263 | 69,407,729 | 8,886,692 |
| Current assets | | | | | | |
| Prepayments for acquisition of land | 9,058,323 | 10,079,270 | 9,403,647 | 1,204,006 | 9,404,707 | 1,204,142 |
| Properties under development for sale | 44,761,847 | 42,112,261 | 41,237,995 | 5,279,950 | 44,752,430 | 5,729,925 |
| Completed properties for sale | 21,233,257 | 27,358,063 | 30,299,744 | 3,879,460 | 30,771,934 | 3,939,917 |
| Financial assets at fair value through profit or loss | 83,584 | 174,852 | 775,943 | 99,349 | 51,214 | 6,557 |
| Accounts receivable | 542,974 | 630,653 | 784,882 | 100,493 | 928,576 | 118,891 |
| Loan receivables. | — | 299,075 | 1,983,693 | 253,984 | 2,442,191 | 312,689 |
| Available-for-sale financial assets | — | 220,000 | — | — | — | — |
| Prepayments, deposits and other current assets | 2,749,500 | 3,879,004 | 5,370,900 | 687,669 | 6,584,907 | 843,106 |
| Due from a joint venture | 34,738 | 42,230 | 45,112 | 5,776 | 47,331 | 6,060 |
| Due from associates | 197 | 211 | 201 | 26 | 200 | 26 |
| Due from related companies | 3,190 | 7,713 | 7,149 | 915 | 6,738 | 863 |
| Contract assets | — | — | 473,606 | 60,639 | 600,063 | 76,830 |
| Pledged/charged bank deposits | 261,215 | 405,842 | 483,182 | 61,865 | 452,130 | 57,889 |
| Cash and cash equivalents | 6,053,733 | 5,396,990 | 7,456,708 | 954,727 | 19,373,385 | 2,480,492 |
| Total current assets | 84,782,558 | 90,606,164 | 98,322,762 | 12,588,859 | 115,415,806 | 14,777,387 |
| Total assets | 132,992,941 | 153,813,395 | 164,110,970 | 21,012,122 | 184,823,535 | 23,664,079 |
| EQUITY | | | | | | |
| Capital and reserves attributable to the Company's equity holders | | | | | | |
| Share capital. | 222,556 | 222,556 | 222,556 | 28,495 | 222,556 | 28,495 |
| Reserves | 54,194,334 | 63,871,569 | 65,472,354 | 8,382,822 | 67,193,033 | 8,603,131 |
| Non-controlling interests | 1,988,176 | 2,143,533 | 2,078,725 | 266,152 | 2,530,445 | 323,988 |
| Total equity | 56,405,066 | 66,237,658 | 67,773,635 | 8,677,469 | 69,946,034 | 8,955,614 |
| LIABILITIES | | | | | | |
| Non-current liabilities | | | | | | |
| Land cost payable | 86,827 | 92,830 | 88,310 | 11,307 | 87,963 | 11,262 |
| Borrowings | 35,213,845 | 37,626,814 | 41,656,532 | 5,333,538 | 47,325,204 | 6,059,332 |
| Lease liabilities | — | — | — | — | 14,978 | 1,918 |
| Due to non-controlling interests | 504,071 | 539,409 | 514,605 | 65,888 | 1,692,511 | 216,702 |
| Deferred tax liabilities. | 6,080,408 | 7,646,741 | 8,323,506 | 1,065,709 | 8,515,023 | 1,090,230 |
| Total non-current liabilities | 41,885,151 | 45,905,794 | 50,582,953 | 6,476,442 | 57,635,679 | 7,379,444 |
| Current liabilities | | | | | | |
| Accounts payable | 5,715,064 | 7,881,015 | 9,060,317 | 1,160,047 | 10,027,364 | 1,283,864 |
| Land cost payable | 44,104 | 5,327 | 4,996 | 640 | 4,976 | 637 |
| Borrowings | 9,538,378 | 15,562,973 | 13,444,611 | 1,721,395 | 14,178,830 | 1,815,401 |
| Contract liabilities. | — | — | 10,304,371 | 1,319,331 | 16,409,184 | 2,100,973 |
| Deferred revenue | 8,667,718 | 5,766,727 | — | — | 445,112 | 56,990 |
| Accruals and other payables | 3,167,043 | 3,979,917 | 4,882,186 | 625,096 | 8,124,714 | 1,040,256 |
| Lease liabilities | — | — | — | — | 4,415 | 565 |
| Due to an associate | 6,170 | 6,603 | 6,299 | 806 | 6,274 | 803 |
| Due to related companies | 476,471 | 223,907 | 260,654 | 33,373 | 273,157 | 34,974 |
| Due to joint ventures | 3,253,214 | 3,208,176 | 2,773,349 | 355,089 | 2,878,971 | 368,612 |
| Current tax liabilities | 3,834,562 | 5,035,298 | 5,017,599 | 642,434 | 4,888,825 | 625,946 |
| Total current liabilities | 34,702,724 | 41,669,943 | 45,754,382 | 5,858,211 | 57,241,822 | 7,329,021 |
| Total liabilities | 76,587,875 | 87,575,737 | 96,337,335 | 12,334,653 | 114,877,501 | 14,708,465 |
| Total equity and liabilities | 132,992,941 | 153,813,395 | 164,110,970 | 21,012,122 | 184,823,535 | 23,664,079 |

SUMMARY CONSOLIDATED STATEMENT OF CASH FLOW DATA

| | For the Year ended December 31, | | | | For the six months ended June 30, | | |
|---|---------------------------------|-------------|-------------|---------------------------------------|-----------------------------------|---------------------|---------------------|
| | 2016 | 2017 | 2018 | | 2018 | 2019 | |
| | HK\$ | HK\$ | HK\$ | US\$ (unaudited) (in thousands) | HK\$ (unaudited) | HK\$ (unaudited) | US\$ (unaudited) |
| Net cash flows from operating activities | 5,266,507 | 2,593,551 | 5,536,477 | 708,869 | 917,630 | 7,547,317 | 966,329 |
| Net cash used in investing activities . . . | (1,052,049) | (4,784,840) | (3,098,780) | (396,756) | (501,131) | (1,078,711) | (138,114) |
| Net cash (used in)/flows from financing activities | (2,560,149) | 1,146,771 | (75,500) | (9,667) | (1,614,352) | 5,500,942 | 704,319 |
| Net increase/(decrease) in cash and cash equivalents | 1,654,309 | (1,044,518) | 2,362,197 | 302,446 | (1,197,853) | 11,969,548 | 1,532,534 |
| Exchange difference on cash and cash equivalents | (353,916) | 387,775 | (302,479) | (38,728) | (40,918) | (52,871) | (6,769) |
| Cash and cash equivalents at the beginning of the year/period | 4,753,340 | 6,053,733 | 5,396,990 | 691,009 | 5,396,990 | 7,456,708 | 954,727 |
| Cash and cash equivalents at the end of the year/period | 6,053,733 | 5,396,990 | 7,456,708 | 954,727 | 4,518,219 | 19,373,385 | 2,480,492 |

- (1) EBITDA for any period is calculated as profit, adding back taxation, finance costs, depreciation of properties and equipment, amortization of land costs and goodwill impairment, and subtracting fair value gains on investment properties, other gains and finance income. EBITDA is not a standard measure under HKFRS. EBITDA is a widely used financial indicator of a company's ability to service and incur debt. EBITDA should not be considered in isolation or construed as an alternative to cash flows, profit or any other measure of performance or as an indicator of our operating performance, liquidity, profitability or cash flows generated by operating, investing or financing activities. EBITDA does not account for taxes, interest expense or other non-operating cash expenses. In evaluating EBITDA, we believe that investors should consider, among other things, the components of EBITDA such as selling and distribution costs and the amount by which EBITDA exceeds capital expenditures and other charges. We have included EBITDA because we believe it is a useful supplement to cash flow data as a measure of our performance and our ability to generate cash flow from operations to service debt and pay taxes. EBITDA presented in this offering memorandum may not be comparable to similarly titled measures presented by other companies. You should not compare our EBITDA to EBITDA presented by other companies because not all companies use the same definition. You should also note that EBITDA as presented may be calculated differently from Consolidated EBITDA as defined and used in the indenture governing the Notes. See "Description of the Notes – Definitions" for a description of the manner in which Consolidated EBITDA is defined for purposes of the indenture governing the Notes. The following table reconciles our EBITDA to our profit for the year, which is the most directly comparable HKFRS measure:

| | For the Year ended December 31, | | | | For the six months ended June 30, | | |
|---|---------------------------------|-----------|-----------|---------------------------------------|-----------------------------------|---------------------|---------------------|
| | 2016 | 2017 | 2018 | | 2018 | 2019 | |
| | HK\$ | HK\$ | HK\$ | US\$ (unaudited) (in thousands) | HK\$ (unaudited) | HK\$ (unaudited) | US\$ (unaudited) |
| Profit for the year/period | 3,842,674 | 5,811,820 | 5,822,599 | 745,503 | 2,467,510 | 2,703,157 | 346,102 |
| Adjustments: | | | | | | | |
| Add: | | | | | | | |
| Taxation | 1,785,631 | 2,933,984 | 3,171,723 | 406,095 | 1,154,819 | 1,416,387 | 181,349 |
| Finance costs | 132,484 | 5,242 | 578,319 | 74,046 | 293,823 | 454,581 | 58,203 |
| Depreciation of properties and equipment | 176,064 | 174,584 | 183,244 | 23,462 | 87,167 | 149,603 | 19,155 |
| Depreciation of right-of-use assets . . | – | – | – | – | – | 2,921 | 374 |
| Amortization of land costs | 52,723 | 52,284 | 56,767 | 7,268 | 29,776 | 12,834 | 1,643 |
| Less: | | | | | | | |
| Fair value gains on investment properties | 2,604,091 | 5,003,235 | 4,673,345 | 598,357 | 2,076,730 | 1,385,215 | 177,357 |
| Other gains, net | 84,110 | 207,580 | 161,935 | 20,734 | 141,307 | 268,491 | 34,377 |
| Finance income | 79,439 | 43,918 | 173,949 | 22,272 | 133,228 | 180,856 | 23,156 |
| EBITDA | 3,221,936 | 3,723,181 | 4,803,423 | 615,011 | 1,681,830 | 2,904,921 | 371,936 |

- (2) EBITDA margin is calculated by dividing EBITDA by revenues.

RISK FACTORS

An investment in the Notes is subject to significant risks. You should carefully consider all of the information in this offering memorandum and, in particular, the risks described below before deciding to invest in the Notes. The following describes some of the significant risks that could affect us and the value of the Notes. Some risks may be unknown to us and other risks, currently believed to be immaterial, could be material. All of these could materially and adversely affect our business, financial condition, results of operations and prospects. The market price of the Notes could decline due to any of these risks and you may lose all or part of your investment. This offering memorandum also contains forward-looking statements that involve risks and uncertainties. Our actual results could differ materially from those anticipated in these forward-looking statements as a result of certain factors, including the risks faced by us described below and elsewhere in this offering memorandum.

RISKS RELATING TO OUR BUSINESS

Our business is subject to extensive governmental regulation and the macro-economic control measures implemented by the PRC government from time to time, particularly in the real estate sector.

Our business is subject to extensive governmental regulation and the macro-economic control measures implemented by the PRC government from time to time. As with other PRC property developers, we must comply with various requirements mandated by the PRC laws and regulations, including the policies and procedures established by local authorities designated to implement such laws and regulations. In particular, the PRC government exerts considerable direct and indirect influence on the development of the PRC property sector by imposing industry policies and other economic measures, such as control over the supply of land for property development, control of foreign exchange, property financing, taxation and foreign investment. Through these policies and measures, the PRC government may restrict or reduce land available for property development, raise benchmark interest rates of commercial banks, place additional limitations on the ability of commercial banks to make loans to property developers and property purchasers, impose additional taxes, such as property tax, and levies on property sales and restrict foreign investment in the PRC property sector.

For example, the PRC government has announced a series of measures designed to stabilize the PRC economy and cool down the property market. On April 17, 2010, the PRC government identified certain policy measures to increase down payments for properties purchased with mortgage loans. On May 19, 2010, the PRC government issued policies to strengthen the settlement of the Land Appreciation Tax (“LAT”). On May 26, 2010, a stricter standard was adopted to assess whether a house to be bought is a second home when granting mortgage loans. On September 21, 2010, the Ministry of Land and Resources (“MLR”) and the Ministry of Housing and Urban-Rural Development (“MOHURD”) jointly issued a Notice on Further Strengthening Control and Regulation of Land and Construction of Property Development. During the period between October 2010 and July 2011, the People’s Bank of China (“PBOC”) raised the benchmark one-year deposit and lending rates five times, each time by 25 basis points. In January 2011, the PRC government adopted certain new policies to cool down the real estate property market, including increasing the minimum down payment to at least 60% of the total purchase price for second-house purchases and a minimum mortgage interest rate of at least 110% of the benchmark lending rate. In February 2013, the General Office of the State Council published the Notice on Continuing to Strengthen Control and Regulation on Real Estate Market, which put forward further requirements for improving the responsibility system for stabilizing housing prices, curbing speculative investment on houses, increasing the supply of ordinary commercial housing and land, strengthening market supervision and anticipation management, and accelerating the establishment and improvement of long-term mechanisms to guide the healthy development of the real estate market. According to the Notice on Further Strengthening Control and Regulation of Housing Financing Policies jointly issued by the PBOC and China Banking and Insurance Regulatory Commission (“CBIRC”) in September 2014, the minimum payment ratio for the first purchase of houses is 30% (which has been raised to 40% in 2015 under certain circumstances), and the lower limit of the loan interest rate is 0.7 times the benchmark loan interest rate; meanwhile, banks are required to shorten the loan approval cycle and reasonably determine the loan

interest rate. In December 2016, the government officially announced the principle that “houses are for living in, not for speculating with.” Since late 2016, in order to further cool down the property market, the PRC government extended home purchase restrictions to “hotspot cities”, the number of which has increased from 16 to 65 in less than two years. In addition, financial regulators have rolled out nationwide measures to restrict developers’ access to financing through the state banks and via the stock and bond markets. These measures may limit our access to capital resources, reduce market demand for our products and increase our operating costs in complying with these measures.

Many of the property industry policies carried out by the PRC government are unprecedented and are expected to be amended and revised over time. Other political, economic and social factors may also lead to further adjustments and changes of such policies. The PRC government could adopt additional and more stringent industry policies, regulations and measures in the future, which could further slow down property development in China. If we fail to adapt our operations to new policies, regulations and measures that may come into effect from time to time with respect to the real property industry, or such policy changes disrupt our business, reduce our sales or average selling prices, or cause us to incur additional costs, our business prospects, results of operations and financial condition may be materially and adversely affected.

The PRC property market has been cyclical and our property development activities are susceptible to significant fluctuations.

Historically, the PRC property market has been cyclical. The rapid expansion of the property market in certain major cities in the PRC, including Guangzhou, Beijing and Shanghai, in the early 1990s culminated in an oversupply in the mid-1990s and a corresponding fall in property values and rentals in the second half of the decade. Since the late 1990s, private residential property prices and the number of residential property development projects have gradually increased in major cities as a result of an increase in demand driven by domestic economic growth. In particular, prices of residential properties in certain major PRC cities such as Guangzhou, Beijing and Shanghai have experienced rapid and significant growth. In recent years, however, property over-supply is an increasing risk in certain parts of China, where property investment, trading and speculation have become overly active. In the event of actual or perceived over-supply, together with the effect of the PRC government policies to curtail the overheating of the property market, property prices may fall significantly and our revenue and results of operations would be adversely affected. We cannot assure you that the problems of over-supply and falling property prices that occurred in the mid-1990s will not recur in the PRC property market and the recurrence of such problems could adversely affect our business and financial condition.

The cyclical property market in the PRC affects the optimal timing for both the acquisition of sites and the sale of completed development properties. This cyclicity, combined with the lead time required for the completion of projects and the sale of properties, means that our results of operations relating to property development activities may be susceptible to significant fluctuations from year to year.

To the extent that supply in the overall property market significantly exceeds demand, we may be subject to significant downturns and disruptions in the market for a sustained period. Alternatively, if a serious downturn in regional or global market conditions should occur, this may seriously affect and disrupt the property market in the PRC. If any of these events were to occur, our financial condition and results of operations would be materially and adversely affected.

We are heavily dependent on the performance of the property market in the PRC, particularly in the Pearl River Delta Economic Zone, the Huanbohai Economic Zone and the Yangtze River Delta Economic Zone.

Our business and prospects depend on the performance of the PRC property market. Any housing market downturns in China generally or in the regions where we have property developments could adversely affect our business, financial condition and results of operations. Our property developments currently are largely located in the Pearl River Delta Economic Zone, the Huanbohai Economic Zone and the Yangtze River Delta Economic Zone. As of June 30, 2019, we had developed or were developing 18 projects in the

Pearl River Delta Economic Zone, 25 projects in the Huanbohai Economic Zone and 32 projects in the Yangtze River Delta Economic Zone. Although we have been pursuing further business opportunities in other locations in the PRC, we intend to maintain our focus on the property market in the Pearl River Delta Economic Zone, the Huanbohai Economic Zone and the Yangtze River Delta Economic Zone, particularly in Guangzhou, Beijing, Tianjin and Shanghai, the core cities on which we focus. As such, our business is and may continue to be heavily dependent on the continued growth of the property market in the Pearl River Delta Economic Zone, the Huanbohai Economic Zone and the Yangtze River Delta Economic Zone, and any adverse developments in the supply and demand or in property prices in these areas would have a material adverse effect on our results of operations and financial condition.

Demand for private residential properties in the PRC, including in the Pearl River Delta Economic Zone, the Huanbohai Economic Zone and the Yangtze River Delta Economic Zone, has experienced rapid growth in the last decade but such growth is often coupled with volatility in market conditions and fluctuations in property prices. We cannot assure you that property development and investment activities will continue at past levels or that we will be able to benefit from the future growth in the property market in the Pearl River Delta Economic Zone, the Huanbohai Economic Zone and the Yangtze River Delta Economic Zone or the PRC. In addition, volatility in market conditions and fluctuations in property prices and demand for properties have been affected and will continue to be affected by the macroeconomic control measures adopted by the PRC government as well as other economic, social and political factors that are outside of our control. Any adverse developments in national and local economic conditions as measured by such factors as GDP growth, employment levels, job growth, consumer confidence, interest rates and population growth in the PRC, particularly in the regions where our projects are located, may reduce demand and depress prices for our products and services and would have a material adverse effect on our business, financial condition and results of operations.

The global economic slowdown, crisis in global financial markets and volatility of property prices have negatively affected, and may continue to negatively affect, our results of operations, business and our ability to obtain necessary financing for our operations.

The global economic slowdown, crisis in global financial markets, including the recent economic turmoil in Europe, and volatility of property prices have had a negative impact on the PRC economy, which in turn has affected the PRC property market. For example:

- the slowdown in economic growth and tightened credit have resulted in a lower demand for residential and commercial properties and declining property prices, which in turn have affected our turnover and profit margin;
- the slowdown in economic growth has adversely impacted home owners and potential property purchasers, which may lead to a further decline in the general demand for property products and a further erosion of their selling prices;
- weak economic conditions have also affected the ability and speed of property developers in commencing new development projects or expanding existing projects; and
- the tightening of credit has negatively impacted the ability of property developers and potential property purchasers to obtain financing.

The outlook for the world economy and financial markets remains uncertain. In Europe, several countries are facing difficulties in refinancing sovereign debt. In the United States, it expects to remain relatively high inflation rate in the future. In Asia and other emerging markets, some countries are expecting increasing inflationary pressure as a consequence of liberal monetary policy or excessive foreign fund inflow, or both. In the Middle East, political unrest in various countries has resulted in economic instability and uncertainty. China's economic growth may continue to slow down. These and other issues resulting from the global economic slowdown and financial market turmoil have adversely affected, and may continue adversely affecting, homeowners and potential property purchasers, which may lead to a

decline in the general demand for our products and erosion of their sale prices. In addition, any further tightening of liquidity in the global financial markets may negatively affect our liquidity. Therefore, if the global economic slowdown and turmoil in the financial markets crisis continue, our business, financial condition and results of operations may be materially and adversely affected.

We have substantial indebtedness and may incur substantial additional indebtedness. We are subject to refinancing risks associated with our existing indebtedness, which would affect our ability to satisfy our obligations under the Notes and other debt.

We now have, and will continue to have after the offering of the Notes, a substantial amount of indebtedness. Our total borrowings, including both current and non-current borrowings, as of December 31, 2016, 2017 and 2018 and June 30, 2019 were HK\$44,752.2 million, HK\$53,189.8 million, HK\$55,101.1 million (US\$7,054.9 million) and HK\$61,504.0 million (US\$7,874.7 million), respectively. In particular, approximately HK\$14,179 million (US\$1,814 million) of our total borrowings as of June 30, 2019 will be due within one year or on demand, representing approximately 23% of our total borrowings as of June 30, 2019. Our substantial indebtedness could have important consequences to you. For example, it could

- limit our ability to satisfy our obligations under the Notes and other debt in the event we are unable to refinance all or a portion of our debt on or before maturity;
- increase our vulnerability to adverse general economic and industry conditions;
- require us to dedicate a substantial portion of our cash flow from operations to servicing and repaying our indebtedness, thereby reducing the availability of our cash flow to fund working capital, capital expenditures and for other general corporate purposes;
- limit our flexibility in planning for or reacting to changes in our businesses and the industry in which we operate;
- limit, along with the financial and other restrictive covenants of our indebtedness, our ability to borrow additional funds; and
- increase the cost of additional financing.

We are subject to refinancing risks with respect to our existing indebtedness, in particular, our short-term borrowings due within one year. Our ability to refinance our short-term borrowings may be materially and adversely affected if, for example, our contract sales fail to grow as expected or we are unable to negotiate new bank loans on favorable terms or at all. If we are unable to refinance any of our existing debt, it could materially and adversely affect our ability to satisfy our obligations under the Notes and our other debt. We can give no assurances that we will be able to refinance our existing indebtedness on or before maturity on favorable terms or at all.

We may from time to time incur substantial additional indebtedness and contingent liabilities. Although the indenture restricts us and our restricted subsidiaries from incurring additional debt and contingent liabilities, these restrictions are subject to important exceptions and qualifications. If we or our subsidiaries incur additional debt, the risks that we face as a result of our existing indebtedness and leverage could intensify.

To meet our obligations under our indebtedness, we will require a significant amount of cash. Our ability to generate cash depends on many factors beyond our control, which would limit our ability to refinance all or a portion of our indebtedness on or before maturity.

Our ability to make payments on and to refinance our indebtedness, including these Notes, and to fund planned capital expenditures and project development will depend on our future performance and ability to generate cash. This, to a certain extent, is subject to general economic, financial, competitive, legislative, regulatory and other factors that are beyond our control. As of June 30, 2019, our borrowings from banks and financial institutions amounted to HK\$49,459 million (US\$6,333 million), approximately 29% of which will be due within one year. For further details, please see “Description of Other Material Indebtedness”.

Our business might not generate cash flow from operations in an amount sufficient to enable us to pay our indebtedness or to fund our other liquidity needs in time, if at all.

For example, our ability to generate sufficient cash flows may be materially and adversely affected if our contract sales fail to grow as expected. We may need to refinance all or a portion of our indebtedness, including the Notes, on or before maturity. In particular, a substantial portion of our indebtedness would need to be refinanced in the next twelve months. We might not be able to refinance any of our indebtedness on commercially reasonable terms or at all. If we are unable to service our indebtedness or obtain refinancing on terms acceptable to us, we may be forced to adopt an alternative strategy that may include actions such as reducing or delaying capital expenditures, selling assets or seeking equity capital. These strategies may not be instituted on satisfactory terms, if at all. Our results of operations may be materially and adversely affected if we fail to obtain, or there are material delays in obtaining, requisite governmental approvals for our property developments.

The PRC property market is heavily regulated by the PRC government. PRC property developers must comply with various requirements mandated by laws and regulations, including the policies and procedures established by local authorities designed for the implementation of such laws and regulations. In order to develop and complete a property development project, we must obtain various permits, licenses, certificates and other approvals from the relevant administrative authorities at various stages of the property development process, including environmental impact assessment approvals, project proposal approvals or filings, land use rights certificates, planning permits, construction permits, pre-sale permits and certificates or confirmation of completion and acceptance. Each approval is dependent on the satisfaction of certain conditions. As of the date of this offering memorandum, certain of our project companies are in the process of renewing their business licenses. There can be no assurance that we will not encounter major problems in fulfilling the conditions precedent to the approvals, or that we will be able to adapt ourselves to new laws, regulations or policies that may come into effect from time to time with respect to the property market in general or the particular processes with respect to the granting of the approvals. There may also be delays on the part of the administrative bodies in reviewing our applications and granting approvals. If we fail to obtain the relevant approvals for our property developments, these developments may not proceed on schedule or commence at all, and our business, financial condition and results of operations may be materially and adversely affected.

Changes of the fair value of our investment properties may have a significant impact on our results of operations.

A large part of our profit before taxation was derived from increases in fair value gains on investment properties, and not from revenue received from sales of, or leasing of, our properties. For the years ended December 31, 2016, 2017 and 2018 and the six months ended June 30, 2019, we recorded fair value gains on investment properties of HK\$2,604.1 million, HK\$5,003.2 million, HK\$4,673.3 million (US\$598.4 million) and HK\$1,385.2 million (US\$177.4 million), representing approximately 46.0%, 57.0%, 52.0% and 33.6% of our profit before taxation, respectively. The fair value gains on our investment properties represent unrealized capital gains and do not change our cash position as long as the relevant investment properties are held by us and, therefore, do not increase our liquidity in spite of the increased profit. The

amount of fair value on investment properties has been, and continues to be, subject to market fluctuations. We cannot assure you that changes in market conditions will continue to create fair value gains on our investment properties at the previous levels or at all, or that the fair value of our investment properties will not decrease in the future.

We face a number of development and approval risks associated with the development of properties. Our properties may not be completed according to planned schedules or be completed at all and may not generate the levels of expected revenue or contemplated investment returns.

There are a number of financing, operating and other risks associated with property developments. Projects undertaken by us typically require substantial capital expenditures during the construction phase and usually take many months, sometimes years, before cash proceeds are generated. The time taken and the costs involved in completing construction can be adversely affected by many factors, including shortages of construction materials, equipment or labor, adverse weather conditions, natural disasters, labor disputes, disputes with subcontractors, accidents, difficulties in obtaining necessary governmental approvals, changes in governmental priorities and other unforeseen circumstances. Any of these circumstances could give rise to construction delays and/or cost overruns.

Construction delays may result in the loss of revenues. Since we outsource all of our construction work to third-party contractors, we rely on our contractors to complete our projects according to the agreed completion schedules and do not exercise any direct control over material sourcing or the construction schedule of our projects. Under our pre-sale contracts, we are liable to the purchasers for default payments if we fail to deliver the completed properties in accordance with the delivery schedule in these contracts, and in the case of a prolonged delay, the purchasers will be entitled to terminate the pre-sale contracts and require a refund of the purchase price in addition to the default payments. In addition, the failure to complete construction according to its specifications may result in liabilities, reduced efficiency and lower financial returns. There can be no assurance that our existing or future projects will be completed on time, or at all, and generate satisfactory returns.

We may not be able to obtain a sufficient number of sites or retain sites suitable for property developments.

We derive the majority of our revenue from the sale of properties that we have developed. This revenue stream is dependent on our ability to complete and sell our property developments. To maintain or grow our business in the future, we will be required to replenish our land reserve with suitable sites for developments. Our ability to identify and acquire a sufficient number of suitable sites is subject to a number of factors that are beyond our control.

The PRC government controls substantially all of the country's land supply and regulates the means by which property developers, including us, obtain land sites for property developments. As a result, the PRC government's land supply policies affect our ability to acquire land use rights for sites we identify and the costs of any acquisition. In May 2002, the PRC government introduced regulations (and later revised in September 2007) to require government departments and agencies to grant state-owned land use rights for residential and/or commercial property development by public tender, auction or listing-for-sale. We are required to go through these processes before we can acquire the land use rights to desirable sites from the government, which may result in higher land premiums than those we paid in the past. Although these regulations do not prevent privately held land use rights from being traded in the secondary market, the PRC government's policy to grant state-owned land use rights at competitive market prices is likely to increase the acquisition cost of land reserves generally in the PRC. If we fail to acquire sufficient land reserves in a timely manner and at acceptable prices, or at all, our business and prospects, results of operations and financial condition may be materially and adversely affected.

In recent years, the PRC government has adopted a number of initiatives to control the growth of China's high-end residential property sector and to promote the development of more affordable housing. For example:

- one of these initiatives requires the local governments, when approving new residential projects after June 1, 2006, to ensure that at least 70% of their annual land supply (in terms of estimated GFA) consists of units that are less than 90 sq.m. in size;
- in an announcement made on May 30, 2006, MLR has stated that land supply priority shall be given to ordinary commodity houses at middle to low prices and in medium to small sizes (including affordable housing);
- on May 23, 2012, MLR and the National Development and Reform Commission ("NDRC") jointly promulgated the Notice Concerning Implementation of the Catalog for Restricted Land Use Projects (2012 Version) and the Catalog for Prohibited Land Use Projects (2012 Version), which set forth that the plot ratios of residential property projects cannot be lower than 1.0 and that villa and similar types of projects are categorized as prohibited land-use projects. The area of land granted for commodity housing development is limited to 7 hectares in small cities (towns), 14 hectares in medium cities or 20 hectares in large cities;
- on September 21, 2010, MLR and MOHURD issued a notice that requires more than 70% of land used for construction of urban housing to be designated for low-income housing, housing for resettlement of individuals living in shanty towns and small-to-medium-sized ordinary commercial housing, and requires the plot ratio of the planned GFA to the total site area of residential projects must be more than 1 to 1; and
- on January 26, 2011, the General Office of the State Council issued a notice to urge the full implementation of the regulations and controlling measures of the real estate market. Such notice aimed to gradually solve the problems with respect to the poor housing conditions of some urban and rural residents, to reinforce the implementation of restrictive measures relating to housing purchases and to promote the stable development of the real estate market in China.
- on February 26, 2013, the General Office of the State Council issued a notice to urge the further strengthening on implementation of the regulations and controlling measures of the real estate market. This notice put forward further requirements for improving the responsibility system for stabilizing housing prices, curbing speculative investment on houses, increasing the supply of ordinary commercial housing and land, strengthening market supervision and anticipation management, and accelerating the establishment and improvement of long-term mechanisms to guide the healthy development of the real estate market.
- on March 27, 2015, MLR and MOHURD issued a notice on optimizing the housing and land supply structure to promote the smooth and healthy development of the real estate market, requiring the reasonable arrangements for the supply of housing and its land supply, the coordination of construction of affordable housing projects and the strengthening of market order and supply supervision.
- on May 28, 2017, MLR promulgated the measures for the overall planning and management of land use. According to this regulation, various land-use-related planning, such as urban and rural development, regional development, infrastructure construction, industrial development, ecological environment protection, and exploration and development of mineral resources, shall be coordinated and considered under the overall planning of land use.

If we are not able to acquire suitable sites at affordable prices, or at all, or if we are restricted in the types of projects we may pursue at specific sites, our business and prospects, results of operations and financial condition may be materially and adversely affected.

Additionally, the PRC central and local governments have implemented various measures to regulate the means by which property developers obtain land for property development. The PRC government also controls land supply through zoning, land usage regulations and other means.

All these measures further intensify the competition for land in China among property developers. These policy initiatives and other measures adopted by the PRC government from time to time may limit our ability to acquire suitable land for our development or increase land acquisition cost significantly, which may have a material adverse effect on our business, financial condition and results of operations.

The land use rights in respect of our land reserves will not be formally vested in us until we have received the relevant formal land use rights certificates.

Under current PRC land grant policies, the relevant authorities generally will not issue the formal land use rights certificates until the developer has (i) paid the land premium in full, (ii) completed the resettlement process and (iii) is in compliance with other land grant conditions. We have not yet obtained the formal land use rights certificates in respect of some of our properties under development. We are in the normal process of obtaining the land use rights certificates for these properties. Under current land grant policies, we are allowed to commence our development of these properties as soon as we have signed the land grant contracts or registered the land use rights transfer agreements, as the case may be, with the relevant authorities and obtained other required approvals and permits. However, the land use rights in respect of these properties and the land that we may acquire in the future will not be formally vested in us until we have received the corresponding formal land use rights certificates. We may be required to pay land premium and obtain land use rights certificates in the future in respect of the land on which such facilities are located. There can be no assurance that there will not be delays in the authorities' issuance of the formal land use rights certificates in respect of these properties. Any failure or delay in obtaining the formal land use rights certificate will adversely affect our ability to deliver our properties to our customers and may have a material adverse effect on our operations.

Our capital contribution obligations towards some of our project companies are overdue.

While we focus on the development of large-scale residential property projects and typically develop such projects in several phases in three to seven years, we typically obtain upfront project approval for the entire project or a significant portion of the project. Accordingly, such project approvals will typically cover more than one phase and contain fixed capital contribution schedules based on our estimate of the funding needs of the projects under the original development plan for such projects. The funding requirement of the project may change subsequently due to changes in the development plans or market conditions or other factors not originally contemplated by us. In line with industry practice, although we currently have sufficient cash on hand to make the requisite capital contribution to the registered capital of our project companies, we generally seek to delay our contribution if they do not have immediate funding needs or if they are able to finance the projects from other sources of funding, such as bank financing or pre-sale proceeds from previous phases.

Applicable laws and regulations require that project developments be funded based on the original development plan of a project. Although we have delayed the capital contribution obligations for some of our project companies, these project companies have not experienced any significant difficulties in obtaining the required governmental approvals for the development, construction and pre-sale of their development projects. However, if the relevant governmental authorities begin to enforce the requirement to make timely capital contributions to the registered capital of project companies, there can be no assurance that we will not be subject to an administrative penalty as a result of our delay in contributing to the registered capital of our project companies or have the business license of our project companies be revoked, as a result of which our business, financial condition and results of operations would be materially and adversely affected.

We are subject to legal and business risks if we fail to obtain formal qualification certificates.

Property developers in the PRC must obtain a formal qualification certificate in order to carry out property development business in the PRC. According to the Provisions on Administration of Qualification of Real Estate Developers, newly established developers must first apply for a temporary qualification certificate, which can be renewed for a maximum of two additional one-year periods, by which time a formal qualification certificate must have been issued. Before commencing their business operations, entities engaged in construction, or fitting and decoration are required to obtain qualification certifications in accordance with the Provisions on Administration of Qualification of Construction Enterprises. Property developers in the PRC are required to provide a valid qualification certificate when they apply for a pre-sale permit. If the newly established property developer fails to commence a property development project within the one-year period when the provisional qualification certificate is in effect, it will not be allowed to extend its provisional qualification certificate. Experienced property developers must also apply for renewal of their qualification certificates once every two to three years in most cities, subject to an annual verification by relevant governmental authorities. It is mandatory under government regulations that developers fulfill all statutory requirements before obtaining or renewing their qualification certificates.

All qualification certificates for property developers are subject to renewal on an annual basis. In reviewing an application to renew a qualification certificate, the local authorities take into account a property developer's property development investments, history of property development and quality of property construction, as well as the expertise of the developer's management and whether the developer has any illegal or inappropriate operations. The local authorities generally grant the developers who conduct property development exceeding the qualification grade a grace period to rectify their non-compliance subject to a penalty of between RMB50,000 and RMB100,000. Failure to satisfy the qualification requirements within the specified time frame could result in rejection of the application for renewal of the qualification certificate and revocation of the developer's business license. Each of our project companies renews its qualification certificate annually with the assistance of our headquarters.

We cannot assure you that each of the qualification certificates of our operating project companies will be renewed or extended within the required time frame or that each of our newly established project companies and non-property development related subsidiaries will be able to obtain a valid qualification certificate in a timely manner, or at all. For example, as of the date of this offering memorandum, several of our operating project companies are in the process of renewing their qualification certificates. In addition, several of our subsidiary companies with new projects for future development are in the process of applying for qualification certificates. Furthermore, several of our non-property development related subsidiaries are in the process of obtaining qualification certificates required for their respective operations. If any of our project companies or other non-property development related subsidiaries is unable to obtain or renew their qualification certificates, as applicable, they will not be permitted to engage in or continue their businesses, which could have a material adverse effect on our business and financial condition.

We may be liable to our customers for damages if we do not deliver individual property ownership certificates in a timely manner.

Under PRC law, property developers are required to deliver to purchasers the relevant individual property ownership certificates within 90 days after delivery of the property or within a time frame set out in the relevant sale agreement. Property developers, including us, generally elect to specify a deadline for the delivery of the individual property ownership certificates in the sale agreements to allow sufficient time for the application and approval processes.

Under current regulations, we are required to submit the requisite governmental approvals in connection with our property developments, including land use rights documents and planning and construction permits, to the local bureau of land resources and housing administration within three months after the receipt of the completion and acceptance certificate for the relevant properties and apply for the general

property ownership certificate in respect of these properties. We are then required to submit, within a stipulated period after delivery of the properties, the relevant property sale agreements, identification documents of the purchasers, proof of payment of deed tax, together with the general property ownership certificate, for the bureau's review and the issuance of the individual property ownership certificates in respect of the properties purchased by the purchasers. Delays by the various administrative authorities in reviewing the application and granting approval and certain other factors may affect timely delivery of the general and individual property ownership certificates. Therefore, we may not be able to deliver individual property ownership certificates to purchasers on time as a result of delays in the administrative approval processes or for any other reason beyond our control, which may result in us having to pay default payments and, in the case of a prolonged delay, the purchaser terminating the sale agreement. If we become liable to a significant number of purchasers for late delivery of the individual property ownership certificates, our business, financial condition and results of operations may be materially and adversely affected.

No material claim has been brought against us by any purchasers for late application of the individual property ownership certificates on behalf of our customers in the years ended December 31, 2016, 2017 and 2018. However, we cannot assure you that we will not become liable to purchasers in the future for the late application of the individual property ownership certificates on behalf of our customers due to our own fault or for any other reasons beyond our control.

We rely on contractors to provide us with various services.

We engage third-party contractors to provide us with various services in connection with our property development including construction, piling and foundation, building and property fitting-out work, interior decoration, installation of air-conditioning units and elevators and gardening and landscaping works. We cannot assure you of the availability of qualified independent contractors in the market at the time of our intended outsourcing, nor can we assure you that the services rendered by our independent contractors will always be satisfactory or meet our quality requirements. While we endeavor to monitor the quality of our independent contractors' work, we cannot assure you that such issues will not arise in the future or that our business, results of operation, financial condition and reputation will not be materially and adversely affected as a result. Moreover, we rely on our main contractors to obtain the requisite construction permits to commence construction of our sites. As a developer, we may be liable for administrative penalties if our contractors fail to obtain all of the requisite construction permits. We are also exposed to the risk that a contractor may require additional capital in excess of the price originally tendered to complete a project and we may have to bear such additional amounts in order to provide them with sufficient incentives to complete our projects. Furthermore, there is a risk that major contractors may experience financial or other difficulties which may affect their ability to carry out construction works, thus delaying the completion of our development projects or resulting in additional costs for us. All of these factors could materially and adversely affect our business, reputation, financial condition and results of operations.

We have provided guarantees to secure obligations of purchasers of our properties for repayment. A default by a significant number of purchasers would materially and adversely affect our financial condition.

We arrange for various banks to provide mortgage services to the purchasers of our properties. In accordance with market practice, domestic banks require us to provide guarantees in respect of these mortgages. The majority of these guarantees are short-term guarantees which are released upon the earlier of the issuance of the individual property ownership certificate to the owner of the property or the certificate of other rights of property to the mortgage bank by the relevant housing administration department, which generally takes place within three months after we deliver the relevant property to the purchasers, or the full settlement of the mortgaged loans by the purchasers. In our experience, the length of these guarantees typically ranges from 20 to 36 months. In line with industry practice, we do not conduct independent credit checks on our customers but rely instead on the credit checks conducted by the mortgage banks. Under the terms of the guarantees, if, during the term of the guarantee, a borrower

defaults on its repayment obligation, we will be liable to pay to the banks the amount owing to them from the purchaser, but we will have the right to take possession of and re-sell the mortgaged property. As of June 30, 2019, our outstanding guarantees in respect of the mortgage loans of our customers amounted to approximately HK\$10,240.0 million (US\$1,311.1 million). Although we have historically experienced a low default rate on mortgage loans guaranteed by us, there is no assurance that the purchaser default rate will not increase in the future. If such an increase occurs and our guarantees are called upon, our business, financial condition and results of operations could be materially and adversely affected.

In addition, if there are changes in laws, regulations, policies and practices that would prohibit property developers from providing guarantees to banks in respect of mortgages offered to property purchasers and these banks do not accept any alternative guarantees from other third parties, or if no third-party is available in the market to provide such guarantees, it may become more difficult for property purchasers to obtain mortgages from banks during pre-sales. Such difficulties in financing could result in a substantially lower rate of pre-sales of our properties, which could materially and adversely affect our cash flow, financial condition and results of operations. We are not aware of any impending changes in laws, regulations, policies or practices which will prohibit such practice in the PRC. However, there can be no assurance that such changes in laws, regulations, policies or practices will not occur in the future.

Our sales and pre-sales will be affected if mortgage financing becomes more costly or otherwise less attractive.

A majority of purchasers of our residential properties rely on mortgages to fund their purchases. An increase in interest rates may significantly increase the cost of mortgage financing, thus reducing the attractiveness of mortgages as a source of financing for property purchases and adversely impacting the affordability of residential properties. Under PRC law, monthly mortgage payments are limited to 50% of an individual borrower's monthly income. To control the growth in the PRC property market following the adoption of the stimulus package by the PRC government in the second half of 2008, the General Office of the State Council on January 7, 2010 issued the Circular on Accelerating the Stable and Smooth Development of Real Estate Market, which provides that the down payment for the second residential property financed by bank loans shall not be less than 40% of the purchase price. In April 2010, the State Council issued additional measures, including further increasing the down payment requirement applicable to additional housing properties to no less than 50% of the purchase price. In addition, on May 26, 2010, MOHURD, PBOC and the CBIRC jointly issued a circular to regulate the criteria for identifying the second housing unit in connection with commercial mortgage loans, which provides, among others, that the number of housing units owned by an individual purchaser who is applying for mortgage loans will be determined by taking into account all the housing units owned by the family members of such purchaser (including the purchaser and such purchaser's spouse and children under the age of 18), and that purchasers of second or subsequent housing units will be subject to different credit policies when they apply for mortgage loans. According to a notice jointly issued by PBOC and CBIRC on September 29, 2010, the down payment required by all first home purchases has been raised to 30%, and commercial banks are required to suspend mortgage loans for purchases of a customer's third or subsequent residential properties. In January 2011, the General Office of the State Council further raised the minimum down payment for second house purchases from 50% to 60%, with the minimum mortgage interest rate at 110% of the benchmark lending rate. In addition, during the period between October 2010 and July 2011, PBOC raised the benchmark one-year deposit and lending rates five times, each time by 25 basis points. Although PBOC subsequently lowered the benchmark one-year deposit and lending rates twice in June and July 2012, we cannot assure you that the PRC government and commercial banks will not further increase benchmark interest rates or down payment requirements, impose other conditions or otherwise change the regulatory framework in a manner that would make mortgage financing unavailable or unattractive to potential property purchasers. Nor can we assure you that such regulatory changes from time to time will not materially and adversely affect our business, financial condition and results of operations.

We face contractual and legal risks relating to the pre-sale of properties, including the risk that property developments may not be completed and the risk that changes in laws and regulations in relation to the pre-sales of properties may materially and adversely affect our business, cash flow, financial condition and results of operations.

We face contractual risks relating to the pre-sales of properties. For example, if we fail to meet the completion time as stated in the pre-sale contracts, purchasers of pre-sold units have the right to claim damages under the pre-sale contracts. If we still fail to deliver the properties to the purchasers within the grace period stipulated in the contract, the purchasers have the right of termination. If the actual GFA of a completed property delivered to purchasers deviates by more than 3% from the GFA originally stated in the pre-sale contracts, purchasers have the right of termination or the right to claim damages.

Proceeds from the pre-sales of our properties are an important source of funds for our property developments and have an impact on our liquidity position. We cannot assure you that the PRC governmental authority will not ban or impose material limitations on the existing practice of pre-selling of uncompleted properties in the future. Future implementation of any restrictions on our ability to pre-sell our properties, including any requirements to increase the amount of up-front expenditure we must incur prior to obtaining the pre-sale permit, would extend the time required for recovery of our capital outlay and would force us to seek alternative means to finance the various stages of our property developments. This, in turn, could have a material and adverse effect on our business, cash flow, financial condition and results of operations.

Our land may be forfeited to the PRC government if we fail to comply with the terms of the land grant contracts.

Under PRC laws and regulations, if a developer fails to develop land according to the terms of the land grant contract, the relevant government authorities may issue a warning to, or impose a penalty on, the developer or require the developer to forfeit the land use rights. Any violation of the land grant terms may also restrict a developer's ability to participate, or prevent it from participating, in future land bidding. Specifically, if we fail to commence development for more than one year from the commencement date stipulated in the land grant contract, the relevant PRC land bureau may serve a warning notice on us upon approval by the corresponding local government agencies and impose an idle land fee of up to 20% of the land premium. If we fail to commence development for more than two years from the commencement date stipulated in the land grant contract, the land use rights are subject to forfeiture by the PRC government unless the delay in development is caused by government actions or force majeure. On September 21, 2010, MLR and MOHURD issued a notice that prohibits real estate developers and their controlling shareholders from participating in biddings for land if they fail to commence development of land held by them as required by original land grant contracts for more than one year due to their own reasons or do not comply with land development requirements specified in land grant contracts.

As of the date of this offering memorandum, we have not been required to pay any idle land fees or penalties, and none of our land has been forfeited by the government. We cannot assure you that circumstances leading to forfeiture of land or delays in the commencement or completion of a property development will not arise in the future. If we are required to forfeit land, we will not be able to continue our property development on the forfeited land or recover the costs incurred for the initial acquisition of the forfeited land or recover development costs incurred up to the date of forfeiture.

Our business and results of operations may be materially and adversely affected if the resettlement costs or other costs of similar nature associated with our property developments increase.

Land parcels acquired by property developers for future development may have existing buildings or other structures on them or may be occupied by third parties. In cases where the land is obtained from the PRC government, resettlement costs or other costs of similar nature are usually included in the land premium payable. Under PRC laws and regulations, government authorities are required to enter into written agreements with the owners or residents of the properties subject to demolition and to provide compensation for their relocation and resettlement. The compensation payable by government authorities cannot be lower than the market value of similar properties at the time of expropriation. If the compensation paid by government authorities increases significantly due to increases in property market prices, the land premiums payable by us may be subject to substantial increases, which could materially and adversely affect our business, results of operations and financial condition. In addition, any delay or difficulty in the resettlement process may cause a delay in the delivery of land to us, in whole or in part, and may cause an increase in the fees payable in connection with the resettlement process. In addition, if a local government and the owners or residents of the buildings subject to demolition fail to reach an agreement over the amount of compensation, the government may unilaterally determine a compensation plan, but the owners or residents have the right to apply for administrative review with relevant government authorities or initiate lawsuits, which may further delay the timetable for completion of a project. Such delays may lead to an increase in cost and a delay in the expected cash inflow from pre-sales of the relevant projects. If we experience an increase in resettlement costs or any delays due to a failure to reach a resettlement agreement, our business, financial condition and results of operations may be materially and adversely affected.

The land use of some of our property developments may differ from the original land use and the total GFA of some of our property developments may have exceeded the original authorized area.

When the PRC government grants the land use rights for a piece of land, it will specify in the land grant contract the use of the land and the total GFA that the developer may develop on this land. However, the actual land use may differ from the original land use and the actual GFA constructed may exceed the total GFA authorized in the land grant contract or construction permit due to factors such as subsequent planning and design adjustments. The adjusted land use and the amount of GFA in excess of the authorized amount are subject to approval when the relevant authorities inspect the properties after completion and the developer may be required to pay additional land premium and/or administrative fines or take corrective actions in respect of the adjusted land use and excess GFA before a Construction of Properties and Municipal Infrastructure Completed Construction Works Certified Report can be issued to the property development. The methodology for calculating the additional land premium is generally the same as the original land grant contract. We have in the past paid additional land premium and administrative fines for unauthorized changes in land use and for GFA that has exceeded the total GFA originally authorized as required by the relevant authorities. In relation to significant changes in land use and GFA, we generally seek to obtain approval of such changes and pay additional land premium and/or administrative fines prior to completion.

Our development plans of projects on certain land differ from the designated land uses. We will also need to apply for changes of the designated uses and will be required to pay additional land premium for the changes. However, the PRC government may not approve our applications to change the designated uses of such land and the additional land premium the PRC government imposes on us may differ from our estimates. In addition, there can be no assurance that the PRC government would not impose a penalty on us.

The total GFA of some of our existing developments have exceeded the total GFA originally authorized. We cannot assure you that local government authorities will not find that the total constructed GFA of our existing projects under development or any future property developments exceeds the relevant authorized GFA upon completion. Moreover, we cannot assure you that we would have sufficient funding to pay any

required additional land premium or administrative fines or to pay for any corrective action that may be required in a timely manner, or at all. Any of these circumstances may materially and adversely affect our reputation, our business, results of operations and financial condition.

We may not successfully manage our growth.

We have been rapidly expanding our operations in recent years. As we continue to grow, we must continue to improve our managerial, technical and operational knowledge and allocation of resources, and to implement an effective management information system. In addition, we plan to strengthen our management control in our subsidiaries and associate companies. In order to fund our on-going operations and our future growth, we need to have sufficient internal sources of liquidity or access to additional financing from external sources. Further, we will be required to manage relationships with a greater number of customers, suppliers, contractors, service providers, lenders and other third parties. We will need to further strengthen our internal control and compliance functions to ensure that we will be able to comply with our legal and contractual obligations and minimize our operational and compliance risks. There can be no assurance that we will not experience issues such as capital constraints, construction delays, operational difficulties at new operational locations or difficulties in expanding existing business and operations and training an increasing number of personnel to manage and operate the expanded business. There can be no assurance that we will be able to successfully manage our growth or that our expansion plans will not adversely affect our existing operations and thereby have a material adverse effect on our business, financial condition, results of operations and future prospects.

We may be involved in legal and other proceedings arising out of our operations from time to time and may face significant liabilities as a result.

We are involved in disputes arising out of the ordinary course of our business with various parties involved in the development, sale and leasing of our properties, including government authorities, contractors, suppliers, partners, purchasers and lessees. For example, as most of our projects consist of multiple phases, purchasers of our properties in earlier phases may file legal actions against us if our subsequent planning and development of the projects are perceived to be inconsistent with our representations and warranties made to such earlier purchasers. We may also be involved in disputes with various parties relating to our property management business including personal injury claims. These disputes may lead to legal or other proceedings, may result in substantial costs and diversion of resources and management's attention and may have a material and adverse effect on our reputation and our ability to market and sell our properties.

There can be no assurance that we will not be involved in a larger number of proceedings or that the outcome of these proceedings will not have a material adverse effect on our business, financial condition and results of operations or have a negative impact on our reputation or our brand. Further, we may have disagreements with regulatory bodies in the course of our operations, which may subject us to administrative proceedings and unfavorable decrees that result in pecuniary liabilities and cause delays to our property developments.

We may not be successful in expanding into each new city that we target or in developing each new business segment that we explore.

We started our property development in Guangzhou and the Pearl River Delta Region. Leveraging our experience in Guangzhou, we have gradually expanded our operations into Beijing, Shanghai and adjacent second-tier and third-tier cities beyond Guangdong province, including into the Huanbohai Economic Zone and the Yangtze River Delta Economic Zone, with Guangzhou, Huizhou, Beijing, Tianjin and Shanghai as our core cities. When opportunities arise, we expect to continue to expand our operations both within and outside these regions. These new markets may differ from our existing markets in terms of level of economic development, topography, culture, regulatory practices, level of familiarity with contractors and business practices and customs, and customer tastes, behavior and preferences. In addition, when we enter into new markets, we will likely compete with developers who have an established local presence,

are more familiar with local regulatory and business practices and have stronger relationships with local contractors, all of which may give them a competitive advantage over us. We cannot assure you that we will be able to enter into or operate in new markets successfully.

Further, our plans include projects that differ significantly from our past and current projects in terms of targeted customers and business segments. Our primary experience to date has been in developing high quality residential properties for sale, construction and decoration of those properties, management of residential developments, and hotel operation. We have plans to expand into the business of developing office buildings in other areas in the PRC for leasing to other companies. This is a relatively new business for us, and we cannot assure you that we will be successful in expanding into this area. We may not realize any revenue from this business, and even if revenue is realized, we cannot assure you that the market demand for office space will be sufficient to provide us with an adequate return on our investment.

Our expansion and the need to integrate operations arising from our expansion particularly into other fast growing cities in the PRC, may place a significant strain on our managerial, operational and financial resources and further contribute to an increase in our financing requirements.

The PRC government has implemented restrictions on the payment terms for land use rights.

On September 28, 2007, MLR issued revised Rules on the Grant of State-owned Land Use Rights through Public Tender, Auction and Listing-for-sale, which provide that property developers must fully pay the land premium for the entire parcel under the land grant contract before they can receive a land use rights certificate and commence development on the land. This regulation became effective on November 1, 2007. As a result, property developers are not allowed to bid for a large piece of land, make partial payment, and then apply for a land use rights certificate for the corresponding portion of land in order to commence development, which was the practice in many Chinese cities. On November 18, 2009, the Ministry of Finance (“MOF”), MLR, PBOC, the Ministry of Supervision and the PRC National Audit Office issued the Notice on Further Enhancing the Revenue and Expenditure Control over Land Grant, which raises the minimum down payment on land premiums to 50% of the total premium and requires the land premium to be fully paid within one year after the signing of a land grant contract, subject to limited exceptions. On March 8, 2010, MLR issued the Circular on Strengthening Real Estate Land Supply and Supervision, under which the minimum price for a given land transfer is required to be equal to at least 70% of the benchmark price for land in the surrounding locality and the bidding deposit for such land transfer is required to be equal to at least 20% of the applicable minimum transfer price. Property developers are also required to pay 50% of the land premium (taking into account any deposits previously paid) as a down payment within one month of signing a land grant contract and the total amount of the land premium is to be paid in full within one year of the date of the land grant contract. Our past delays in paying the land premium have subjected us to administrative fines and future delays may subject us to further fines. In addition, the implementation of these regulations may increase land transfer prices and require property developers to maintain a higher level of working capital. We cannot assure you that we will be able to acquire land suitable for development at reasonable cost or that our cash flow position, financial condition or business plans will not be materially and adversely affected by the implementation of these regulations or any administrative fines imposed for our delays in paying land premiums.

We may not have adequate funding resources to finance land acquisitions or property developments, or to service our financing obligations.

The property development business is capital intensive. We finance our property developments primarily through a combination of internal funding, borrowings from banks, trust financing arrangements, capital markets financing (such as our initial public offering and listing on the main board of The Stock Exchange of Hong Kong Limited (the “**Stock Exchange**”) in 1998, offerings of debt securities) and pre-sales and sales proceeds. Further, purchasers who choose to pay the purchase price in full without taking out a mortgage may not pay the full purchase price on time and this may affect our cash flow position. We

cannot assure you that we will have sufficient cash flow available for land acquisitions or property developments or that we will be able to achieve sufficient pre-sales and sales to fund land acquisitions or property developments. In addition, we cannot assure you that we will be able to secure external financing on terms acceptable to us or at all.

Our ability to arrange adequate financing for land acquisitions or property developments on terms that will allow us to earn reasonable returns depends on a number of factors that are beyond our control. The PRC government has in the past taken a variety of policy initiatives in the financial sector to tighten lending procedures for property developers. PBOC issued the Circular on Further Strengthening the Management of Loans for Property Business on June 5, 2003 to specify the requirements for banks providing loans for the purposes of property development. These requirements include:

- that property loans by commercial banks to real estate enterprises may be granted only as property development loans and it is strictly forbidden to extend such loans as current capital loans for property development projects or other purposes. No lending of any type shall be granted to enterprises which have not obtained the relevant land use rights certificates, construction land permits, construction planning permit and construction work permits; and
- that commercial banks may not grant loans to property developers to finance land premium payments.

Furthermore, PBOC raised the benchmark one-year lending rate several times between 2004 and 2008. PBOC also increased the amount of funds a commercial bank must hold in reserve with PBOC against deposits made by their customers, or reserve requirement ratio, several times between 2006 and 2008 to curtail the overheating in China's property market, which negatively impacted the amount of funds available for commercial banks to lend. Following the slowdown of the global economy in 2008, the PRC government lowered benchmark lending rates and the reserve requirement ratio for commercial banks in order to stimulate economic growth. PBOC subsequently increased benchmark lending rates and the reserve requirement ratio several times between October 2010 and July 2011 in order to control the growth of the PRC economy. Although PBOC lowered the benchmark lending rates several times between 2012 and 2015, we cannot assure you that PBOC will not raise lending rates or reserve requirement ratios again in the future, or that our business, financial condition and results of operations will not be materially and adversely affected as a result of these adjustments.

The fiscal and other measures adopted by the PRC government from time to time may limit our flexibility and ability to use bank loans to finance our property developments and therefore may require us to maintain a relatively high level of internally-sourced cash. In November 2009, the PRC government raised the minimum down payment on land premium to 50% of the total premium and requires the land premium to be fully paid within one year after the signing of a land contract, subject to limited exceptions. In March 2010, the PRC government further tightened this requirement by setting the minimum price for land transfer to be equal to at least 70% of the benchmark price for land in the surrounding locality and the bidding deposit to be equal to at least 20% of the applicable minimum land transfer price. Additionally, a land grant contract is required to be entered into within 10 working days after the land grant deal is closed and the down payment of 50% of the land premium (taking into account any deposits previously paid) is to be paid within one month of signing the land grant contract, with the remaining to be paid in full within one year of the date of the land grant contract in accordance with provisions of such land grant contract. These new requirements may constrain our cash otherwise available for additional land acquisition and construction. We cannot assure you that we will have adequate resources to fund land acquisitions (including any unpaid land premiums for past acquisitions), or property developments, or to service our financing obligations, and our business and financial condition may be materially and adversely affected. In addition, the increase of benchmark lending rates has led to higher interest rates for mortgage loans, which may depress the demand in the property market in general.

If we are unable to make scheduled payments in connection with our debt and other fixed payment obligations as they become due, we may need to renegotiate the terms and conditions of such obligations or to obtain additional equity or debt financing. We cannot assure you that our renegotiation efforts would be successful or timely or that we would be able to refinance our obligations on acceptable terms or at all. If financial institutions decline to lend additional funds to us or to refinance our existing loans when they mature as a result of our credit risk and we fail to raise financing through other means, our financial condition, cash flow and our business prospects may be materially and adversely affected. We cannot assure you that we will be able to maintain the relevant financial ratios from time to time or that we will not default. If we are unable to obtain forbearance or waiver arrangements with the relevant lenders and upon occurrence of any default, event of default or cross default in the future, it could lead to, among other things, an acceleration in our debt financing obligations, which could in turn have a material and adverse effect on our financial condition.

We face risks relating to fluctuations of results of operations from period to period.

Our results of operations tend to fluctuate from period to period. The number of properties that we can develop or complete during any particular period is limited due to the substantial capital required for land acquisition, demolition and resettlement and construction, as well as limited land supplies and lengthy development periods before positive cash flows may be generated. In addition, in recent years, we have begun to develop larger scale property developments and, as a result, we develop properties in multiple phases over the course of several years. Typically, as the overall development moves closer to completion, the sales prices of the properties in such larger scale property developments tend to increase because a more established residential community is offered to purchasers. In addition, seasonal variations have caused fluctuations in our revenues and profits from quarter to quarter. For example, our revenue and profits, recognized upon the delivery of properties, in the first half of a year are often lower than in the second half, and we will continue to experience significant fluctuations in revenue and profits on an interim basis. As a result, our results of operations fluctuate and our interim results do not proportionally reflect our annual results.

The PRC tax authorities may increase LAT prepayment rate, settle the full amount of LAT or challenge the basis on which we calculate our LAT obligations.

Under PRC tax laws and regulations, our properties developed for sale are subject to LAT, which is collectible by the local tax authorities. All income from the sale or transfer of state-owned land use rights, buildings and their ancillary facilities in the PRC is subject to LAT at progressive rates ranging from 30% to 60% on the appreciation of land value, which is calculated based on the proceeds from the sale of properties less deductible expenditures as provided in the relevant tax laws. Certain exemptions may be available for the sale of ordinary residential properties if the appreciation of land value does not exceed 20% of the total deductible items as provided in the relevant tax laws. However, sales of commercial properties are not eligible for this exemption. Real estate developers are required to prepay LAT monthly at rates set by local tax authorities after commencement of pre-sales or sales. In 2016, 2017 and 2018, we prepaid LAT at the rate ranging from 30% to 60% of our proceeds from pre-sales or sales of apartments and villas. In May 2010, the State Administration of Taxation (“SAT”) issued the Notice on Strengthening the Collection of Land Appreciation Tax that requires a minimum LAT prepayment rate of no less than 2% for all properties other than affordable housing construction in provinces in the eastern region. As a result, the LAT prepayment rates applicable to us increased to approximately 2% since 2010. We cannot assure you that the local tax authorities will not further increase LAT prepayment rates in the future. In the event that the prepayment rates applicable to us increase, our cash flow and financial position will be adversely affected.

The SAT Notice on the Administration of the Settlement of Land Appreciation Tax of Property Development Enterprises sets forth that the local tax authorities may require real estate developers to settle the final LAT payable in respect of their development projects that meet certain criteria, such as 85% of a development project having been pre-sold or sold. Local provincial tax authorities are entitled to formulate detailed implementation rules in accordance with this notice in consideration of local

conditions. We cannot foresee when the PRC tax authorities will require us to settle the full amount of LAT applicable to us. If the implementation rules promulgated in the cities in which our projects are located require us to settle all unpaid LAT or if any or all of our LAT provisions are collected by the PRC tax authorities, our business, financial condition, results of operations and prospects could be materially and adversely affected.

In addition, we cannot assure you that the tax authorities will agree with our estimation or the basis on which we calculate our LAT obligations. In the event that the tax authorities assess us with LAT in excess of the provisions we have made for the LAT and we are unable to successfully challenge such assessments, our net profits after tax may be adversely affected. We cannot assure you that the LAT obligations we are to assess and provide for in respect of the properties that we develop will be sufficient to cover the LAT obligations which the local tax authorities ultimately impose on us.

We are subject to uninsured risks.

We carry third-party liability and fire insurance on certain completed developments in which we have an interest. Depending on our assessment of the requirement, we may or may not maintain public liability and assets insurance policies for our properties, the common facilities and the hotel operating areas of our properties. In addition, our property management subsidiaries also maintain property management liability insurance coverage in connection with their business operations. We generally assess the need to maintain insurance policies for projects under development based on the specific circumstances of each project and if any insurance is carried, the premium is borne by the contractors. However, we may purchase such insurance if required by our creditors in respect of properties pledged to them. In addition, there are certain types of losses, such as losses from forces of nature, that are generally not insured because they are either uninsurable or because insurance cannot be obtained on commercially reasonable terms. This practice is consistent with what we believe to be the industry practice in the PRC. Certain types of losses caused by war, civil disorder, acts of terrorism, earthquakes, typhoons, flooding, and other natural disasters are not covered. Should an uninsured loss or a loss in excess of insured limits occur, we could lose capital invested in our property and anticipated future revenue therefrom while we remain liable for any mortgage indebtedness or other financial obligations relating to the relevant property. Any such loss could materially and adversely affect our financial condition and results of operations.

Certain of our businesses are conducted through joint ventures.

We have investments in equity joint venture companies or cooperative joint venture companies formed to develop, own and/or manage property in the PRC. Although we have control over the day-to-day operations of all our joint ventures and have the ability to make business decisions that are in the ordinary course of their businesses, the passing of certain important shareholders' or board resolutions of some of these joint ventures requires the unanimous resolution of all the shareholders or directors (as applicable) of the joint venture companies. Although we have not experienced any significant problems with respect to our joint venture partners to date, should significant problems occur in the future, they could have a material adverse effect on our business and prospects.

There is no assurance that certain current ancillary facilities will continue to provide services to the owners or users of our property developments.

The ancillary facilities within our residential communities enhance the value of our properties by improving the overall quality and value of the surrounding areas, thus offering a better living environment to the owners and users of our properties. However, we do not operate or manage some of the ancillary facilities, such as schools and hospitals. We cannot assure you that these facilities will continue to operate and provide services in our residential communities. In the event that these facilities cease to operate in our residential communities, our properties may become less attractive and competitive and this may adversely affect the value of our properties.

Potential liability for environmental problems could result in substantial costs.

We are subject to a variety of laws and regulations concerning environmental protection. The specific environmental laws and regulations governing a particular development site vary greatly based on the site's location and environmental condition, the present and former uses of the site and the nature of the adjoining properties. Requirements under environmental laws and conditions may result in delays in development schedules and may cause us to incur substantial compliance and other costs and may prohibit or severely restrict project development activity in environmentally-sensitive regions or areas.

The PRC environmental regulations provide that each project developed by a property developer is required to undergo an environmental assessment and an environmental impact assessment report is required to be submitted to the relevant government authorities for approval before commencement of construction. If we fail to comply with these requirements, the local environmental authority may order us to suspend construction of the project until the environmental impact assessment report is submitted to and approved by the local environmental authority. The local environmental authority may also impose on us a fine of up to RMB200,000 per project. As of the date of this offering memorandum, all our completed projects and projects under development have completed the environmental assessment procedures. We have also completed the environmental assessment procedures for some of our projects held for future development. We, however, cannot assure you that we will be able to complete environmental assessment procedures for all our future projects and that the relevant environmental authorities will not order us to suspend construction of any of our projects or will not impose a fine on us. In the event that there is a suspension of construction or imposition of a fine, this may adversely affect our business and financial condition.

In addition, PRC law requires environmental facilities to be included in a property development to pass the inspection by the environmental authorities in order to obtain completion approval before commencing operations. Some of our residential and hotel property projects have environmental facilities that are subject to this requirement. If we fail to comply with this requirement, the local environmental authorities may order us to suspend construction or prohibit the use of the facilities, which may disrupt our operations and adversely affect our business. Environmental authorities may also impose on us a fine of up to RMB100,000 in respect of a project which have environmental facilities. We are currently applying for the completion approval of environmental facilities, principally related to the treatment of water for some of our projects. We cannot assure you that we can obtain such approvals in a timely manner. In the event that such completion approvals cannot be obtained or if a fine is imposed on us, our business and our financial condition may be adversely affected.

Although the environmental investigations conducted by local environmental authorities to date have not revealed any environmental liability that we believe would have a material adverse effect on our business, financial condition or results of operations, it is possible that these investigations did not reveal all environmental liabilities and that there are material environmental liabilities of which we are unaware. We cannot assure you that future environmental investigations will not reveal any material environmental liability. Also, we cannot assure you that the PRC government will not change the existing laws and regulations or impose additional or stricter laws or regulations, the compliance with which may cause us to incur significant capital expenditure. In addition, there is no assurance that we would be able to comply with such laws and regulations.

The enforcement of the Labor Contract Law and other labor-related regulations in the PRC may adversely affect our business and our results of operations.

On June 29, 2007, the National People's Congress of China ("NPC") enacted the Labor Contract Law, which became effective on January 1, 2008. Compared to the Labor Law, the Labor Contract Law establishes more restrictions and increases the cost to employers to terminate employees, including specific provisions related to fixed-term employment contracts, temporary employment, probation, consultation with the labor union and employee general assembly, employment without a contract, dismissal of employees, compensation upon termination and overtime work, and collective bargaining.

Pursuant to the Labor Contract Law, an employer is obligated to enter into an “indefinite term labor contract” with an employee if the employee has been employed by the employer after two or more consecutive fixed-term contracts. The employer is required to pay compensation to the employee if the employer wants to terminate an “indefinite term labor contract.” Unless an employee refuses to extend an expired labor contract, such compensation is also required when the labor contract expires. Further, under the Regulations on Paid Annual Leave for Employees, which became effective on January 1, 2008, employees who have served more than one year for an employer are entitled to a paid vacation ranging from 5 to 15 days, depending on their length of service. Employees who waive such vacation time at the request of employers shall be compensated with three times their normal salaries for each waived vacation day. As a result of these new protective labor measures, our labor costs may increase.

We may face negative publicity or unfavorable research reports.

From time to time, we may face negative publicity or unfavorable research reports relating to our business, financial performance, financial reporting or operations. We may defend ourselves against such allegations through legal and administrative proceedings as appropriate. However, we cannot assure you that such proceedings will result in a ruling or decision to our favor nor that the negative publicity effect imposed by those allegations would be eliminated or reduced upon a positive ruling.

Any such negative publicity or unfavorable research report, even if malicious or prepared on an unfounded factual basis, could have a material adverse effect on the trading price of the Notes or have a materially adverse effect on the image or reputation of our Company.

Our continued success largely depends on our controlling shareholder and our current management.

Our continued success depends heavily on our controlling shareholder and former Chairman of the Board and executive director of our Company, Mr. Chu Mang Yee, who has over 20 years’ experience in construction, property investment and development and possesses know-how of all stages of the property development process. Mr. Chu Mang Yee has irrevocably undertaken to us that, for so long as he remains a controlling shareholder within the meaning of the Rules Governing the Listing of Securities on The Stock Exchange of Hong Kong Limited (the “**Listing Rules**”), he will not directly or indirectly engage in any trade, business, profession or venture which directly or indirectly competes with our business or any of our subsidiaries. The undertaking, however, does not cover any direct or indirect shareholding in a publicly listed company not exceeding 5% of the issued share capital of our Company.

In addition, we depend on the continued service of our executive directors and officers and other skilled managerial and technical personnel, including notably our designers and architects. For example, our chairman, Ms. Chu Kut Yung, who has worked in areas relating to financial and human resource management of the Company, and thus accumulated extensive and professional experience in such areas. Competition in our industry for qualified personnel is intense. Our business could suffer if we lose the services of a number of key personnel and are not able to recruit quality replacements. Furthermore, as our business continues to grow, we will need to recruit and train additional qualified personnel. If we fail to attract and retain qualified personnel, our business and prospects may be materially and adversely affected.

Our controlling shareholder is able to influence our corporate policies and direct the outcome of corporate actions requiring shareholders’ approval.

Approximately 55.2% of our outstanding shares were beneficially owned by our controlling shareholder, Mr. Chu Mang Yee, as of June 30, 2019. The interests of our controlling shareholder may differ from our interests or the interests of our creditors, including the holders of the Notes. Subject to compliance with the Listing Rules and applicable laws, by maintaining such ownership, Mr. Chu Mang Yee is able to influence our corporate policies, appoint our directors and officers and vote on corporate actions requiring shareholders’ approval. In particular, the strategic goals of Mr. Chu Mang Yee may not be aligned with our

strategies and could reduce the level of management flexibility that would otherwise exist with a more diversified shareholder base. We cannot assure you that our controlling shareholder will act entirely in our interest or that any potential conflicts of interest will be resolved in our favor.

We are exposed to general risks associated with the ownership and management of real property.

Investment properties are generally illiquid, limiting the ability of an owner or a developer to convert property assets into cash on short notice and property assets may be required to be sold at a discount in order to ensure a quick sale. Such illiquidity also limits our ability to manage our portfolio in response to changes in economic or other conditions. Moreover, we may face difficulties in securing timely and commercially favorable financing in asset-based lending transactions secured by real estate due to the illiquidity.

Property investment is subject to risks incidental to the ownership and management of residential, office and retail properties including, among other things, competition for tenants, changes in market rents, inability to renew leases or re-let space as existing leases expire, inability to collect rent from tenants due to bankruptcy or insolvency of tenants or otherwise, inability to dispose of major investment properties for the values at which they are recorded in the financial statements, increased operating costs and the need to renovate, repair and re-let space periodically and to pay the associated costs.

Our branding and marketing strategy as well as our financial condition could be materially and adversely affected if owners of the projects that we have developed elect to stop using us to provide property management services.

We provide property management services in respect of properties primarily developed by us through our wholly-owned subsidiaries, Guangdong Esteem Property Services Limited (“**Esteem**”) and Beijing Zhujiaog Century Property Management Limited. Between them, Esteem is a leading property management firm with a property management area of approximately 30.0 million sq.m. in the PRC. It obtained the qualification of Level One Property Management Qualification granted by MOHURD for consecutive six years since 2012 and was in the “TOP 100 Property Management Companies in China” in 2019 according to the China Index Academy. We believe that the provision of quality and value-added management services of an international standard enable us to enhance recognition of our brand and maintain our reputation as a developer of quality properties. We seek to provide comprehensive quality post-sales property management and post-sales services to purchasers of our properties, including services such as rental agency, security, maintenance, operation of clubhouse, cleaning of public areas, domestic assistance, gardening and landscaping and other services. Under PRC laws and regulations, property owners have a right to engage or dismiss a property management company with the consent of more than 50% of the owners who in the aggregate hold more than 50% of the total non-communal area of the building. If owners of the projects that we have developed elect to stop using us to provide property management services, our branding and marketing strategy as well as our revenue from the property management business would be materially and adversely affected.

We have limited experience in the hotel business.

We entered into the hotel business in July 2004 when the Guangzhou Regal Riviera Hotel commenced operations, and we currently also have interests in Hyatt Regency Shanghai, Wujiaochang, Hyatt Regency Jingjin City, Tianjin Hot Spring Resort and Taiyuan Regal Hotel. We have limited experience in operating and managing hotels and accordingly, there is no assurance that our hotel operations will be successful.

In addition, although our hotels are managed by professional hotel management companies, we could face considerable reputational and financial risks if the hotels are mismanaged or do not meet the expectations of customers. Because we will rely on hotel management companies to manage these two hotels, we may not be in a position to identify or resolve potential issues that may arise in relation to the hotels and this may have a material adverse effect on our reputation and results of operations.

We are subject to all of the risks common in the hotel industry.

The hotel business is sensitive to changes in the global and national economy in general. Since demand for hotel services is affected by economic growth, a global or regional recession could lead to a downturn in the hotel industry. There can be no assurance that an economic recession or a situation of prolonged difficulties in the hotel industry, tourism industry, or in international, national and local economies, will not have a material adverse effect on us.

The hotel sector may also be unfavorably affected by other factors such as government regulation, changes in local market conditions, competition in the industry, excess hotel supply or reduced international or local demand for hotel rooms and associated services, foreign exchange fluctuations, interest rate environment, the availability of finance and other natural and social factors.

Our hotel operations are affected by occupancy and room rates achieved by our hotels, our ability to manage costs (including changes in labor costs), the relative mix of owned, leased and managed properties and the success of our food and beverage operations. Additionally, our profitability could be adversely impacted by increases in wage levels, energy, healthcare, insurance and other operating expenses, resulting in lower operating profit margins.

The United Kingdom's withdrawal from the European Union may have a negative effect on global economic conditions, financial markets and our business.

Following a national referendum and enactment of legislation by the government of the United Kingdom, the United Kingdom formally withdrew from the European Union on January 31, 2020 and entered into a transition period during which it will continue its ongoing and complex negotiations with the European Union relating to the future trading relationship between the parties. Significant political and economic uncertainty remains about whether the terms of the relationship will differ materially from the terms before withdrawal, as well as about the possibility that a so-called “no deal” separation will occur if negotiations are not completed by the end of the transition period.

These developments, or the perception that any of them could occur, have had and may continue to have a material adverse effect on global economic conditions and the stability of global financial markets, and may significantly reduce global market liquidity, restrict the ability of key market participants to operate in certain financial markets or restrict our access to capital.

RISKS RELATING TO THE PRC REAL ESTATE INDUSTRY

Property development in the PRC is still at an early stage and lacks adequate infrastructural support.

Private ownership of property in the PRC is still in a relatively early stage of development. Although demand for private residential property in the PRC has been growing rapidly in recent years, such growth is often coupled with volatility in market conditions and fluctuations in property prices. It is extremely difficult to predict by how much and when demand will develop, as many social, political, economic, legal and other factors, most of which are beyond our control, may affect the development of the market. The level of uncertainty is increased by limited availability of accurate financial and market information as well as the overall low level of transparency in the PRC.

The lack of a liquid secondary market for residential property may discourage investors from acquiring new properties. In addition, the limited amounts and types of mortgage financing available to individuals, together with the lack of long-term security of legal title and enforceability of property rights, may also inhibit demand for residential property.

Furthermore, risk of property over-supply is increasing in parts of the PRC, where property investment, trading and speculation have become overly active. In the event of actual or perceived over-supply, property prices may fall significantly and our revenue and results of operations will be adversely affected.

If as a result of any one or more of these or similar factors as described above, demand for residential property or market prices decline significantly, our business, results of operations and financial condition may be materially and adversely affected.

Increasing competition in the PRC property market may adversely affect our profitability.

Our property development operations face competition from both international and local property developers with respect to factors such as location, facilities and supporting infrastructure, services and pricing. We compete with both local and international companies in capturing new business opportunities in the PRC.

In recent years, a large number of property developers have begun to undertake property development and investment projects in the PRC. These include overseas property developers (including a number of leading Hong Kong property developers) and local property developers in the PRC. Our existing and potential competitors include major domestic state-owned and private property developers in the PRC, and, to a lesser extent, property developers from Hong Kong and elsewhere in Asia. Some of our competitors have greater financial and other capital resources, marketing and other capabilities and/or name recognition than us. In addition, some local companies have extensive local knowledge and business relationships and/or a longer operational track record in the relevant local markets than us while international companies are able to capitalize on their overseas experience to compete in the PRC markets.

Intensified competition among property developers may result in increased costs for land acquisition and construction, oversupply of properties and a slowdown in the approval process for new property developments by the relevant government authorities, all of which may adversely affect our business. There can be no assurance that we will be able to compete successfully in the future against our existing or potential competitors or that increased competition with respect to our activities may not have a material adverse effect on our financial condition and results of operations.

In addition, the property markets in the PRC are rapidly changing. If we cannot respond to changes in market conditions or changes in customer preferences more swiftly or more effectively than our competitors, our business, results of operations and financial condition could be materially and adversely affected.

The PRC property market has experienced significant consolidation.

Consolidation in the PRC property market in recent years has resulted in smaller property developers merging or otherwise combining their operations in order to enjoy economies of scale and enhance their competitiveness. Any further consolidation in the property sector in the PRC may intensify competition among property developers and we may have to compete with competitors with greater financial and operational resources, such as land banks and management capabilities. Such consolidation could potentially place us under competitive pressure with respect to land or development negotiations, scale, resources and pricing of our properties.

RISKS RELATING TO CONDUCTING BUSINESS IN THE PRC

PRC economic, political and social conditions, as well as government policies, could affect our business.

Substantially all of our assets are located in the PRC, and all of our revenue is derived from within the PRC. Accordingly, our results of operations, financial position and prospects are significantly subject to the economic, political and legal developments of the PRC.

The economy of the PRC differs from the economies of most developed countries in many respects, including but not limited to:

- structure;
- level of government involvement;
- level of development;
- growth rate;
- control of foreign exchange; and
- allocation of resources.

While the PRC economy has grown significantly in the past 30 years, growth has been uneven, both geographically and across the various sectors of the economy. The PRC government has implemented various measures to encourage economic growth and guide the allocation of resources. Some of these measures benefit the overall PRC economy, but may also negatively affect our operations.

For example, our financial condition and results of operations may be materially and adversely affected by the PRC government's control over capital investments and changes in tax regulations or foreign exchange controls that are applicable to us.

The PRC economy has been transitioning from a planned economy to a market-oriented economy. For the past three decades, the PRC government has implemented economic reform measures emphasizing the utilization of market forces in the development of the PRC economy. Although we believe these reforms will have a positive effect on our overall and long-term development, we cannot predict whether changes in the PRC's economic, political and social conditions, laws, regulations and government policies will have any material and adverse effect on our current or future business, results of operations or financial condition.

Governmental control of currency conversion may affect the value of your investment.

The PRC government imposes controls on the convertibility of Renminbi into foreign currencies and, in certain cases, the remittance of currency to jurisdictions outside China. We receive substantially all of our revenue in Renminbi. Under our current structure, our income is primarily derived from dividend payments from our PRC subsidiaries. Shortages in the availability of foreign currency may restrict the ability of our PRC subsidiaries to remit sufficient foreign currency to pay dividends or other payments to us or otherwise satisfy their foreign currency denominated or settled obligations, such as the Notes. Under existing PRC foreign exchange regulations, payments of certain current account items can be made in foreign currencies without prior approval from the local branch of the State Administration of Foreign Exchange ("SAFE"), by complying with certain procedural requirements. However, approval from the appropriate government authorities is required where Renminbi is to be converted into foreign currency and remitted to a jurisdiction outside China to pay capital expenses such as the repayment of bank loans denominated in foreign currencies. The PRC government may also, at its discretion, restrict access to foreign currencies for current account transactions in the future. If the PRC foreign exchange control system prevents us from obtaining sufficient foreign currency to satisfy our currency demands, our PRC subsidiaries may not be able to pay dividends in foreign currencies to us and we may not be able to service our debt obligations denominated or settled in foreign currencies, such as the Notes.

There are significant uncertainties under the PRC enterprise income tax law relating to the withholding tax liabilities of our PRC subsidiaries.

Under the Enterprise Income Tax Law of the PRC, which took effect on March 16, 2007 and was amended on February 24, 2017 and December 29, 2018, and its Implementation Regulation (collectively, the “**EIT Law**”), the profits of a foreign invested enterprise generated in 2008 and onwards which are distributed to its immediate holding company outside the PRC are subject to a withholding tax rate of 10% or a lower treaty rate. Pursuant to a special arrangement between Hong Kong and the PRC, such rate is lowered to 5% if a Hong Kong resident enterprise owns over 25% of a PRC company. Some of our PRC subsidiaries are currently wholly owned by Hong Kong subsidiaries. According to the Announcement of the State Taxation Administration on Issuing the Measures for the Administration of Non-resident Taxpayers’ Enjoyment of Treaty Benefits, which became effective on January 1, 2020, if a non-resident enterprise determines through self-assessment that it is eligible for certain tax treaty benefits, it may claim for and enjoy such treaty benefits by filing certain information report with the PRC tax authorities at the time of declaration. In the meantime, it shall collect and retain relevant materials for future inspection. However, the PRC tax authorities have the discretion to adjust the preferential tax rate for which an offshore entity would otherwise be eligible in the process of subsequent administration. Therefore, it is uncertain whether the 5% withholding tax rate (if applied) on dividends received by our subsidiaries in Hong Kong from our PRC subsidiaries would be adjusted to a higher level by the PRC tax authorities subsequently.

Under the EIT Law, we may be classified as a “resident enterprise” of China. Such classification could result in unfavorable tax consequences to us and our non-PRC noteholders.

Under the EIT Law, an enterprise established outside of China with “de facto management organization” located within China will be considered a “resident enterprise,” and consequently will be treated in a manner similar to a Chinese enterprise for enterprise income tax purposes. The implementing rules of the EIT Law define “de facto management” as “substantial and overall management and control over the production and operations, personnel, accounting, and properties” of the enterprise. However, it is still unclear how the PRC tax authorities will determine whether an entity will be classified as a “resident enterprise.” If the PRC tax authorities determine that we are a “resident enterprise” for PRC enterprise income tax purposes, a number of unfavorable PRC tax consequences could follow. We may be subject to enterprise income tax at a rate of 25% on our worldwide taxable income as well as PRC enterprise income tax reporting obligations. In our case, this would mean that income such as interest from any investment of any portion of the offering proceeds and other income sourced from outside the PRC would be subject to PRC enterprise income tax at a rate of 25%, whereas no direct tax is imposed on enterprises under the laws of Bermuda. Furthermore, as described in “Taxation – PRC,” if we are considered a “resident enterprise,” interest payable on the Notes and any gains realized from the transfer of the Notes may be treated as income derived from sources within China. Non-resident enterprise holders may be subject to PRC withholding tax (in the case of interest) or PRC tax at a rate of 10%, and non-resident individual holders may be subject to PRC withholding tax (in the case of interest) or PRC tax at a rate of 20%. Any PRC tax liability may be reduced under applicable tax treaties. However, it is unclear whether in practice non-resident noteholders would be able to obtain the benefit of income tax treaties entered into between PRC and their countries. If we are required under the EIT Law to withhold PRC tax on our interest payable to our non-resident noteholders, we will be, subject to certain exceptions, to pay such additional amounts as will result in receipt by a holder of a note of such amounts as would have been received by the holder had no such withholding been required. The requirement to pay additional amounts will increase the cost of servicing interest payments on the Notes, and could have a material adverse effect on our ability to pay interest on, and repay the principal amount of, the Notes, as well as our profitability and cash flow. Furthermore, if PRC tax is imposed on dispositions of the Notes, the value of the Notes could be reduced. In addition to the uncertainty as to the application of the new “resident enterprise” classification, the PRC government could amend or revise the taxation laws, rules and regulations to impose stricter tax requirements, higher tax rates or apply the EIT Law, or any subsequent changes in PRC tax laws, rules or regulations retroactively. As there may be different applications of the EIT Law and any amendments or revisions, comparisons between our past financial results may not be meaningful and should not be relied upon as indicators of our future performance. If such changes occur or are applied retroactively, they could materially and adversely affect our results of operations and financial condition.

PRC regulations relating to the investment in offshore special purpose companies by PRC residents may subject our shareholders that are PRC residents to personal liability, limit our ability to contribute capital into or provide loans to our PRC subsidiary, limit our subsidiaries' ability to increase their registered capital, pay dividends or otherwise distribute profits to us, or otherwise adversely affect us.

SAFE has promulgated several regulations, including the Circular on Relevant Issues Concerning Foreign Exchange Administration for PRC Residents to Engage in Overseas Investment and Financing and Inbound Investment via Overseas Special Purpose Vehicles, or Circular 37, issued on July 14, 2014, which require PRC residents and PRC corporate entities to register with local branches of SAFE in connection with their direct or indirect offshore investment activities.

Under these SAFE regulations, PRC residents, including both legal persons and natural persons, are required to register with an appropriate local SAFE branch before it contributes its domestic or overseas assets or equity interests to any company outside of China, referred to as an “offshore special purpose company” for the purpose of acquiring any assets of or equity interest in PRC companies and raising funds from overseas. When a PRC resident contributes the assets or equity interests it holds in a PRC company or an offshore enterprise into the offshore special purpose company, or engages in overseas financing after contributing such assets or equity interests into the offshore special purpose company, such PRC resident shall modify its SAFE registration in light of its interest in the offshore special purpose company and any change thereof. In addition, any PRC resident that is the shareholder of an offshore special purpose company is required to amend its SAFE registration with the local SAFE branch, with respect to that offshore special purpose company in connection with any change in the basic information or other material changes such as capital increase or decrease, equity transfer or merger and acquisition of the domestic resident shareholders. If any PRC shareholder fails to make the required initial SAFE registration or update the previously filed registration, the PRC subsidiaries of that offshore parent company may be prohibited from distributing their profits and the proceeds from any reduction in capital, share transfer or liquidation to their offshore parent company, and the offshore parent company may also be prohibited from injecting additional capital into its PRC subsidiaries.

It is unclear how these rules, and any future legislation concerning offshore or cross-border transactions, will be interpreted, amended and implemented by the relevant government authorities. We attempt to comply, and attempt to ensure that our shareholders who are subject to these rules comply, with the relevant requirements. However, we cannot assure you that all of our shareholders who are PRC residents, will comply with our request to make or update any applicable registrations or comply with other requirements required by these rules or other related rules. The failure or inability of our PRC resident shareholders to make any required registrations or comply with other requirements may subject such shareholders to fines and legal sanctions and may also limit our ability to contribute additional capital into or provide loans to (including using the proceeds from any equity or debt securities offerings) our PRC subsidiaries, limit our PRC subsidiaries' ability to increase their registered capital, pay dividends or otherwise distribute profits to us, or otherwise materially and adversely affect us.

Substantially all of our revenue is denominated in Renminbi and fluctuations in the exchange rate Renminbi may materially and adversely affect our business, financial condition and results of operations.

Substantially all of our revenue is denominated in Renminbi and must be converted to pay dividends or make other payments in freely convertible currencies. Under the PRC's foreign exchange regulations, payments of current account items, including profit distributions, interest payments and expenditures from trade, may be made in foreign currencies without prior approval, subject to certain procedural requirements. However, strict foreign exchange controls continue for capital account transactions, including repayment of loan principal and return of direct capital investments and investments in negotiable securities. See “Regulations – Foreign Exchange Controls.” In the past, there have been shortages of US dollars or other foreign currency available for conversion of Renminbi in the PRC, and it is possible that such shortages could recur, or that restrictions on conversion could be re-imposed.

The value of Renminbi against other foreign currencies is subject to changes in the PRC government's policies and international economic and political developments. Under the current unified floating exchange rate system, the conversion of Renminbi into foreign currencies, including Hong Kong and U.S. dollars, has been based on rates set by PBOC, which are quoted daily based on the previous day's inter-bank foreign exchange market rates and current exchange rates on the world financial markets. Since 1994, the official exchange rates for the conversion of RMB to Hong Kong and U.S. dollars have generally been stable. However, with effect from July 21, 2005, the PRC government reformed the exchange rate regime by moving into a managed floating exchange regime based on market supply and demand with reference to a basket of currencies. As a result, the Renminbi appreciated against the Hong Kong and U.S. dollars by approximately 2% on the same date. In September 2005, the PRC government widened the daily trading band for Renminbi against non-U.S. dollar currencies from 1.5% to 3.0% to improve the flexibility of the new foreign exchange system. The floating band for the trading prices in the inter-bank foreign exchange market of the Renminbi against the U.S. dollar was expanded from 0.3% to 0.5% around the central parity rate, effective in May 2007. This allows the Renminbi to fluctuate against the U.S. dollar by up to 0.5% above or below the central parity rate published by PBOC. These changes in currency policy resulted in the Renminbi appreciating against the U.S. dollar by approximately 16.9% from July 21, 2005 to December 31, 2018. Any significant revaluation of the Renminbi may materially and adversely affect our cash flows, revenues, earnings and financial position, and the value of, and any dividends payable to us by our PRC subsidiaries. For example, an appreciation of the Renminbi against the U.S. dollar would make any new Renminbi denominated investments or expenditures more costly to us, to the extent that we need to convert U.S. dollars into Renminbi for such purposes.

Our investments in the PRC are subject to the PRC government's control over foreign investment in the property sector.

The PRC government has in the past imposed restrictions on foreign investment in the property sector to curtail the overheating of the property sector by, among other things, increasing the capital and other requirements for establishing foreign-invested real estate enterprises, tightening foreign exchange control and imposing restrictions on purchases of properties in China by foreign persons. On May 23, 2007, the Ministry of Commerce ("MOFCOM") and SAFE jointly issued the Notice on Further Strengthening and Regulating the Approval and Supervision on Foreign Investment in Real Estate Sector in the PRC, which, among other things, provides that:

- foreign investment in the property sector in the PRC relating to high-end properties should be strictly controlled;
- prior to obtaining approval for the establishment of foreign-invested real estate enterprises, either (i) both the land use right certificates and housing title certificates should be obtained, or (ii) contracts for obtaining land use rights or housing titles should be entered into;
- foreign-invested real estate enterprises approved by local authorities shall immediately register with MOFCOM through a filing made by the local authorities; and
- foreign exchange administration authorities and banks authorized to conduct foreign exchange business should not affect foreign exchange settlements of capital account items for those foreign-invested real estate enterprises which have not completed their filings with MOFCOM.

In June 2008, to strengthen regulation of foreign-invested real estate enterprises, MOFCOM issued the Notice Regarding Completing the Filing of Foreign Investment in the Real Estate Sector. According to this notice, when a foreign-invested real estate enterprise is established or increases its registered capital, the commerce department at provincial level is required to verify all filing materials regarding such foreign-invested real estate enterprise and to make a filing with MOFCOM. This notice also requires that each foreign-invested real estate enterprise undertakes only one approved property project. Further, on August 29, 2008, SAFE issued the Circular on the Relevant Operating Issues Concerning Improving the Administration of Payment and Settlement of Foreign Exchange Capital of Foreign-Invested Enterprises. Pursuant to this circular, Renminbi funds from the settlement of foreign currency capital of a foreign-invested enterprise must be used within the business scope of the enterprise as approved by the

examination and approval department of the government, and cannot be used for domestic equity investment unless it is otherwise provided for in other regulations. In addition, any foreign-invested enterprise, other than foreign-invested real estate development enterprises, shall not purchase domestic real estate for purposes other than self-use purposes with Renminbi funds derived from its capital fund. As a result, we may not be able to increase the capital contribution to our project companies or equity investees and subsequently convert such capital contribution into Renminbi for equity investment or acquisitions in the PRC. These limitations on the flow of funds between us and our PRC subsidiaries could restrict our ability to act in response to changing market conditions and the ability of our PRC subsidiaries to remit sufficient foreign currency to pay dividends or other amounts to us, or to satisfy their foreign currency denominated obligations. Furthermore, in December 2011, NDRC and MOFCOM jointly amended and released the Foreign Investment Industrial Guidance Catalog (2011), which provides that, effective from January 30, 2012, the development of a whole land lot solely by foreign investors, as well as the construction and operation of golf course and villas, fall within the category of industries in which foreign investment is prohibited. On August 19, 2015, the Notice on Adjusting the Foreign Investment Access and Management Policies in the Real Estate Market liberalized the restriction on the difference between investment and registered capital for foreign-invested real estate enterprises; in addition, foreign-invested real estate enterprises have been allowed to accomplish the foreign exchange registration in banks by themselves pursuant to relevant foreign exchange regulations. However, restrictions imposed by the PRC government on foreign investment in the property sector may still affect our ability to make further investments in our PRC subsidiaries and as a result may limit our business growth and have a material adverse effect on our business, financial condition and results of operations.

PRC regulations relating to acquisitions of PRC companies by foreign entities may limit our ability to acquire PRC companies and materially and adversely affect the implementation of our strategy as well as our business and prospects.

The Provisions on the Acquisition of Domestic Enterprises by Foreign Investors (the “**M&A Provisions**”) issued by six PRC ministries including MOFCOM, effective from September 8, 2006 and further amended on June 22, 2009, provide the rules with which foreign investors must comply should they seek to purchase by agreement the equities of the shareholders of a domestic non-foreign-invested enterprise or subscribe to the increased capital of a domestic non-foreign-invested enterprise, and thus convert the domestic non-foreign-invested enterprise into a foreign invested enterprise to conduct asset merger and acquisition. It stipulates that the business scope upon acquisition of domestic enterprises must conform to the Foreign Investment Industrial Guidance Catalog issued by NDRC and MOFCOM, which restricts the scope of permitted foreign investment. It also provides the takeover procedures for equity interests in domestic companies.

Our PRC legal advisors have advised us that there are uncertainties as to how the M&A Provisions will be interpreted or implemented. If we decide to acquire a PRC company, we cannot assure you that we or the owners of such PRC company can successfully complete all necessary approval requirements under the M&A Provisions. This may restrict our ability to implement any acquisition strategy and materially and adversely affect our business and prospects.

The legal system in the PRC is less developed than in certain other countries and uncertainty with respect to the PRC legal system could affect our operations.

As substantially all of our businesses are conducted, and substantially all of our assets are located, in the PRC, our operations are governed principally by PRC laws and regulations. The PRC legal system is based on written statutes, and prior court decisions can only be cited as reference. Since 1979, the PRC government has promulgated laws and regulations in relation to economic matters such as foreign investment, corporate organization and governance, commerce, taxation, foreign exchange and trade, with a view to developing a comprehensive system of commercial law. However, China has not developed a fully integrated legal system and recently enacted laws and regulations may not sufficiently cover all aspects of economic activities in China. In particular, because these laws and regulations are relatively new, and because of the limited volume of published decisions and their non-binding nature, the interpretation and enforcement of these laws and regulations involve uncertainties. In addition, the PRC

legal system is based in part on government policies and internal rules (some of which are not published on a timely basis or at all) that may have a retroactive effect. As a result, we may not be aware of our violation of these policies and rules until sometime after the violation. In addition, any litigation in China may be protracted and result in substantial costs and diversion of resources and management attention.

The national and regional economies in the PRC and our prospects may be materially and adversely affected by natural disasters, acts of God, and occurrence of epidemics.

Our business is subject to general economic and social conditions in the PRC. Natural disasters, epidemics and other acts of God which are beyond our control may adversely affect the economy, infrastructure and livelihood of the people in the PRC. Some regions in the PRC, including the cities in which we operate, are under the threat of flood, earthquake, sandstorm, snowstorm, fire, drought, or epidemics such as Severe Acute Respiratory Syndrome (“SARS”), H5N1 avian flu or the human swine flu, also known as Influenza A (H1N1), or, most recently, the novel coronavirus temporarily named 2019-nCoV by the World Health Organization. For instance, a serious earthquake and its successive aftershocks hit Sichuan Province in August 2017 and resulted in tremendous loss of lives and destruction of assets in the region. Past occurrences of epidemics, depending on their scale, have caused different degrees of damage to the national and local economies in the PRC.

In addition, the outbreak of SARS or other virulent contagious diseases, such as the H5N1 avian flu, the human swine flu or the ongoing 2019-nCoV epidemic, could potentially disrupt our operations if any buyers or sellers in our markets are suspected to have contracted such diseases, and our markets are identified as a possible source of spreading the contagious disease infection. We may be required to quarantine tenants who are suspected of being infected. The extent to which the coronavirus impacts our results will depend on future developments, which are highly uncertain and cannot be predicted, including, among others new information which may emerge concerning the severity of the coronavirus and the actions to contain the coronavirus or treat its impact. We may also be required to disinfect the affected markets and therefore suffer a temporary suspension of operations. Any quarantine of users or suspension of operations at any one of markets is likely to materially and adversely affect our business, financial condition and results of operations.

It may be difficult to enforce any judgments obtained from non-PRC courts against us, our directors or our senior management in the PRC.

Substantially all of our assets are located within the PRC. China does not have treaties providing for the reciprocal recognition and enforcement of judgments of courts with many countries, including Japan, the United States and the United Kingdom. Therefore, it may be difficult for you to enforce any judgments obtained from non-PRC courts against us, any of our directors or our senior management in the PRC.

We cannot guarantee the accuracy of facts, forecasts and other statistics derived from official government publications with respect to the PRC, the PRC economy and the PRC industries that affect our business, which are contained in this offering memorandum.

Facts, forecasts and other statistics in this offering memorandum relating to the PRC, the PRC economy and the PRC industries that affect our business have been derived from various official government publications generally believed to be reliable. However, we cannot guarantee the quality or reliability of such source materials. They have not been prepared or independently verified by us, the Initial Purchasers, the Trustee the Paying Agent and the Registrar or any of our or their affiliates or advisors and, therefore, none of them makes any representation as to the accuracy of such facts, forecasts and statistics, which may not be consistent with other information compiled within or outside the PRC. Due to possibly flawed or ineffective collection methods or discrepancies between official government publications and market practice and other problems, the statistics herein may be inaccurate or may not be comparable to statistics produced for other economies and should not be unduly relied upon. Further, they might not be stated or compiled on the same basis or with the same degree of accuracy as may be the case elsewhere.

In all cases, investors should give consideration as to how much weight or importance they should attach to or place on such facts, forecasts or statistics.

RISKS RELATING TO THE NOTES

The terms of the Notes permit us to make investments in unrestricted subsidiaries and minority owned joint ventures.

In light of land prices, sizes of projects and other factors, we may from time to time consider developing property developments jointly with other PRC property developers. As a result, we may need to make investments in joint ventures (including joint ventures in which we may own less than a 50% equity interest) and such joint ventures may or may not be restricted subsidiaries under the indenture governing the Notes. Although the indenture governing the Notes restricts us and our restricted subsidiaries from making investments in unrestricted subsidiaries or minority joint ventures, these restrictions are subject to important exceptions and qualifications.

The Parent Guarantor is a holding company and payments with respect to the Notes are structurally subordinated to liabilities, contingent liabilities and obligations of our subsidiaries that do not guarantee the Notes.

The Parent Guarantor is a holding company with no material operations and conduct its operations mainly through its PRC subsidiaries. The Notes will not be guaranteed by any current or future PRC subsidiaries. The Parent Guarantor's primary assets are ownership interests in our PRC subsidiaries, which are held through its subsidiaries incorporated outside the PRC. On the date of issue of the Notes, all the Subsidiary Guarantors of the Notes are subsidiaries incorporated outside the PRC. The Subsidiary Guarantors do not have material operations. Accordingly, the Issuer's ability to pay principal and interest on the Notes and the ability of the Guarantors to satisfy their obligations under their guarantees will depend upon our receipt of principal and interest payments on the intercompany loans and distributions of dividends from our PRC subsidiaries.

Creditors, including trade creditors of non-Subsidiary Guarantor subsidiaries and any holders of preferred shares in such entities, would have a claim on the assets of the non-Subsidiary Guarantor subsidiaries that would be prior to the claims of holders of the Notes. As a result, the Notes will be effectively subordinated to all existing and future obligations of our subsidiaries that do not guarantee the Notes, including their obligations under guarantees they have issued or will issue in connection with our business operations, and all claims of creditors of our non-Subsidiary Guarantor subsidiaries will have priority as to the assets of such entities over our claims and those of our creditors, including holders of the Notes. The Notes and the Indenture permit us, the Issuer, the Subsidiary Guarantors and our non-Subsidiary Guarantor subsidiaries to incur additional indebtedness and issue additional guarantees, subject to certain limitations. In addition, the Issuer's secured creditors or those of any Guarantor would have priority as to the Issuer's assets or the assets of such Guarantor securing the related obligations over claims of holders of the Notes.

The Notes and the Guarantees are unsecured obligations.

As the Notes and the Guarantees are unsecured obligations, the ability of the Issuer or the Guarantors to fulfill its or their financial obligations may be compromised if:

- the Issuer or any Guarantor enters into bankruptcy, liquidation, reorganization or other winding-up proceeding;
- there is a default in payment under secured indebtedness or other unsecured indebtedness of the Issuer or any Guarantor; or
- there is an acceleration of any indebtedness of the Issuer or any Guarantor.

If any of these events occur, the assets of the Issuer and the Guarantors may not be sufficient to pay amounts due on the Notes, the Guarantees.

The terms of the Notes permit us to make a substantial amount of Restricted Payment.

The covenant described under “Description of the Notes – Certain Covenants – Limitation on Restricted Payments” generally prohibits us from making any “Restricted Payment” (as defined in the “Description of the Notes”), subject to certain exceptions. One of the exceptions is that we could make restricted payments if (i) no Default has occurred and is continuing or would occur as a result of the proposed Restricted Payment, (ii) the Company could incur at least US\$1.00 of the Indebtedness under the proviso in the first sentence of clause (a) of the covenant under the caption “– Limitation on Indebtedness and Preferred Stock” and (iii) the proposed Restricted Payment, together with the aggregate amount of all Restricted Payments made by the Parent Guarantor and the Restricted Subsidiaries after the Measurement Date, does not exceed certain amounts as described in “Description of the Notes – Certain Covenants – Limitation on Restricted Payments”. As a result, if other conditions are satisfied, we will be able to make a substantial amount of Restricted Payment despite the restrictions under the terms of the Notes, including dividend payments to our shareholders as well as substantial minority investments.

Some of our subsidiaries will not be subject to the restrictive provisions in the Indenture governing the Notes, including restrictions on the incurrence of indebtedness.

Certain of our subsidiaries will be deemed to be Unrestricted Subsidiaries as of the Original Issue Date for purposes of the Indenture governing the Notes. See “Description of the Notes – Brief Description of the Notes” In addition, under the circumstances described under “Description of the Notes – Certain Covenants – Designation of Restricted and Unrestricted Subsidiaries,” we will be permitted to designate certain of our other subsidiaries as Unrestricted Subsidiaries. Our Unrestricted Subsidiaries will not be subject to the restrictive provisions of the Indenture governing the Notes and will not guarantee the Notes.

There will be no limitation in the Indenture on the amount of indebtedness our Unrestricted Subsidiaries may incur. Indebtedness of the Unrestricted Subsidiaries does not need to be non-recourse to the Parent Guarantor and the Restricted Subsidiaries. Further, even if some indebtedness of Unrestricted Subsidiaries is non-recourse to the Parent Guarantor and the Restricted Subsidiaries, a creditor of an Unrestricted Subsidiary could successfully seek satisfaction from the Parent Guarantor or the Restricted Subsidiaries or, in the event of the bankruptcy of the Parent Guarantor or of one or more of our Unrestricted Subsidiaries, a bankruptcy court might consolidate the assets and debts of the Parent Guarantor and our Restricted Subsidiaries with those of the Unrestricted Subsidiaries.

In addition, because the covenant in the Indenture restricting, subject to certain exceptions, the creation of limitations on the ability of our subsidiaries to pay dividends does not apply to the Unrestricted Subsidiaries, the cash flows and assets of the Unrestricted Subsidiaries might not be available to us to pay our obligations under the Notes. In addition, the Indenture will not completely restrict our ability to make minority or majority investments in companies that are not subject to the covenants under the Indenture. The Indenture also permits certain transactions between the Restricted and the Unrestricted Subsidiaries that could result in transfers of significant amounts of cash and other assets from the former to the latter. It also permits the designation of Restricted Subsidiaries and future subsidiaries as Unrestricted Subsidiaries.

Our subsidiaries are subject to restrictions on the payment of dividends and the repayment of intercompany loans or advances to us and our subsidiaries.

As a holding company, we depend, and will depend in the future, on the receipt of dividends and the interest or principal payments on intercompany loans or advances from our subsidiaries, including our PRC subsidiaries, to satisfy our obligations, including our obligations under the Guarantees. The ability of our subsidiaries to pay dividends and make payments on intercompany loans or advances to their shareholders, including us, is subject to, among other things, distributable earnings, cash flow conditions, restrictions contained in the articles of association of our subsidiaries, restrictions contained in relevant debt instruments, and applicable laws. These restrictions could reduce the amounts that we receive from

our subsidiaries, which would restrict our ability to satisfy our obligations under the Guarantee. Further, certain loan agreements in relation to bank loans entered into by our PRC subsidiaries from PRC lender banks may contain provisions that restrict or prohibit the payment or declaration of dividends or distributions.

The Trustee may request the holders of the Notes to provide an indemnity and/or security and/or prefunding to its satisfaction.

In certain circumstances, the Trustee may request holders of the Notes to provide an indemnity and/or security and/or prefunding to its satisfaction before it will take actions on their behalf. The Trustee will not be obliged to take any such actions if not indemnified and/or secured and/or prefunded to its satisfaction. Negotiating and agreeing to an indemnity and/or security and/or prefunding can be a lengthy process and may impact on when such actions can be taken. Further, the Trustee may not be able to take actions, notwithstanding the provision of an indemnity or security or prefunding to it, in breach of the terms of the Indenture or in circumstances where there is uncertainty or dispute as to such actions' compliance with applicable laws and regulations. In such circumstances, to the extent permitted by any applicable agreements or applicable laws, it will be for the holders of the Notes to take such actions directly.

Our subsidiaries are subject to restrictions on the payment of dividends and the repayment of intercompany loans or advances to us and our subsidiaries.

We may depend on the receipt of dividends and the interest and principal payments on intercompany loans or advances from our subsidiaries, including our PRC subsidiaries, to satisfy our obligations, including our obligations under the Guarantees. The ability of our subsidiaries to pay dividends and make payments on intercompany loans or advances to their shareholders is subject to, among other things, distributable earnings, cash flow conditions, restrictions contained in the articles of association of our subsidiaries, applicable laws and restrictions contained in the debt instruments of such subsidiaries. In addition, if any of our subsidiaries raises capital by issuing equity securities to third parties, dividends declared and paid with respect to such shares would not be available to us to make payments on the Guarantees. These restrictions could reduce the amounts that we receive from our subsidiaries, which would restrict our ability to meet our payment obligations under the Notes and the guarantees for the Notes.

PRC laws and regulations permit payment of dividends only out of accumulated profits as determined in accordance with PRC accounting standards and regulations and such profits differ from profits determined in accordance with HKFRS in certain significant respects, including the use of different bases of recognition of revenue and expenses. Our PRC subsidiaries are also required to set aside a portion of their after-tax profits according to PRC accounting standards and regulations to fund certain reserves that are not distributable as cash dividends by the board of directors. In addition, since January 1, 2008, dividends paid by our PRC subsidiaries to their non-PRC parent companies are subject to a 10% withholding tax, unless there is a tax treaty between the PRC and the jurisdiction in which the overseas parent company is incorporated, which specifically exempts or reduces such withholding tax. In addition, according to PRC regulations issued by SAFE, our PRC subsidiaries are only permitted to declare and distribute dividends after the completion of a financial year. Also, pursuant to the articles of association of some of our PRC subsidiaries, dividends may only be declared and distributed annually. As a result of such limitations, there could be timing limitations on payments from our PRC subsidiaries to meet payments required by the Notes or satisfy our obligations under the guarantees for the Notes, and there could be restrictions on payments required to redeem the Notes at maturity or as required for any early redemption.

Furthermore, in practice, the market interest rate that our PRC subsidiaries can pay with respect to offshore loans generally may not exceed comparable interest rates in the international finance markets. The interest rates on shareholders' loans paid by our subsidiaries, therefore, are likely to be lower than the interest rate for the Notes. Our PRC subsidiaries are also required to pay a 10% or lower treaty rate withholding tax on our behalf on the interest paid under any shareholders' loans. PRC regulations require approval by SAFE prior to any of our non-PRC subsidiaries making shareholder loans in foreign

currencies to our PRC subsidiaries and require such loans to be registered with SAFE. Prior to payment of interest and principal on any such shareholder loan, the PRC subsidiaries must present evidence of payment of the withholding tax on the interest payable on any such shareholder loan and evidence of registration with SAFE, as well as any other documents that SAFE or its local branch may require.

As a result of the foregoing, we might not have sufficient cash flow from dividends or payments on intercompany loans or advances from our subsidiaries to satisfy our obligations under the Guarantees.

The PRC government has imposed restrictions on the ability of onshore real estate developers to receive offshore funds, which could impair our ability to make timely payments of interest and principal under the Notes.

According to PRC rules and regulations relating to supervision of foreign debt, loans by foreign companies to their subsidiaries in China, such as our PRC subsidiaries established as foreign-invested enterprises in China, are considered foreign debt, and such loans must be registered with the relevant local branches of SAFE. Such rules and regulations also provide that the total outstanding amount of such foreign debt borrowed by any foreign-invested enterprise may not exceed the difference between its total investment and its registered capital, each as approved by the relevant PRC authorities. In July 2007, the General Affairs Department of SAFE issued the Circular on Distribution of List of the First Group of Foreign-Invested Real Estate Projects Filed with MOFCOM. Under this circular, local branches of SAFE shall not register any foreign debt of a foreign-invested real estate enterprise that obtained approval for incorporation or capital increase from the local branches of MOFCOM and filed with MOFCOM on or after June 1, 2007. In addition, the local branches of SAFE shall not process any foreign exchange registration (or amendment of registration) or foreign exchange settlement for capital account items for a foreign-invested real estate enterprise that was approved by the relevant local branches of MOFCOM on or after June 1, 2007, but has not been filed with MOFCOM.

Foreign-invested enterprises include joint ventures and wholly foreign-owned enterprises established in China, such as most of our PRC subsidiaries. Although we intend to use the proceeds from this offering for project construction in the PRC and refinancing, any proceeds used for production facilities and acquisitions in China may only be transferred to our PRC subsidiaries as equity investments and not as loans. We would therefore have to rely on dividend payments from our PRC subsidiaries, and we cannot assure you that dividend payments will be available on each interest payment date to pay the interest due and payable under the Notes, on the maturity date to pay the principal of the outstanding Notes, or at the time of the occurrence of any change of control to make purchases of outstanding Notes.

Further, the PRC government could introduce new policies that further restrict our ability to deploy, or that prevent us from deploying in the PRC, the funds raised outside China. Therefore, we may not be able to use all or any of the capital that we raise outside China as intended.

The insolvency laws of Bermuda, British Virgin Islands or Hong Kong and other local insolvency laws may differ from those of jurisdictions with which you are familiar.

Because we are incorporated under the laws of Bermuda, an insolvency proceeding relating to us, regardless of where they are brought, might involve Bermuda insolvency laws, the procedural and substantive provisions of which may differ from comparable provisions of bankruptcy laws of other jurisdictions. For example, under Bermuda insolvency laws, the claims of unsecured creditors are payable only to the extent that assets remain available and can be sold after the assets subject to the claims of secured creditors are sold and the proceeds applied to pay those secured creditor claims. In addition, the Issuer and each Subsidiary Guarantor is incorporated either in the British Virgin Islands or Hong Kong, and the insolvency laws of these jurisdictions may also differ from the laws of the other jurisdictions with which you are familiar.

We may be unable to obtain and remit foreign exchange.

Our ability to satisfy our obligations under the Notes depends solely upon the ability of our PRC subsidiaries to obtain and remit sufficient foreign currency to pay dividends to us and, if applicable, to repay shareholder loans. Our PRC subsidiaries must present certain documents to SAFE, its authorized branch, or the designated foreign exchange bank, for approval before they can obtain and remit foreign currencies out of China, including, in the case of dividends, evidence that the relevant PRC taxes have been paid and, in the case of shareholder loans, evidence of the registration of the loan with SAFE. Prior to payment of interest and principal on any shareholder loan we make to our PRC subsidiaries, the relevant PRC subsidiary must also present evidence of payment of the 10% withholding tax or lower tax treaty rate on the interest payable in respect of such shareholder loan. If any PRC subsidiary for any reason fails to satisfy any of the PRC legal requirements for remitting foreign currency payments, the PRC subsidiary will be unable to pay us dividends or interest and principal on shareholder loans, which may affect our ability to satisfy our obligations under the Notes.

The Issuer or the Parent Guarantor may not be able to repurchase or purchase the Notes upon a change of control.

The Issuer or the Parent Guarantor must offer to repurchase or purchase the Notes upon the occurrence of a change of control and an accompanied rating decline, at a purchase price equal to 101% of the principal amount plus accrued and unpaid interest. See “Description of the Notes.” The source of funds for any such repurchase or purchase would be our available cash or third-party financing. However, we may not have enough available funds at the time of the occurrence of any change of control to make repurchase or purchases of outstanding Notes, the 2022 Notes. If an event constituting a change of control occurs at a time when we are prohibited from repurchasing or purchasing (as the case may be) the Notes and the 2022 Notes, we may seek the consent of the lenders under such indebtedness to purchase the Notes and the 2022 Notes or may attempt to refinance the borrowings that contain such prohibition. If such a consent to repay such borrowings is not obtained, we may be unable to repurchase or purchase the Notes and the 2022 Notes. Our failure to make the offer to repurchase or purchase the outstanding Notes would constitute an event of default under the Notes. The event of default may, in turn, constitute an event of default under other indebtedness, including the 2022 Notes, any of which could cause the related debt to be accelerated after any applicable notice or grace periods. If our other debt were to be accelerated, we may not have sufficient funds to repurchase or purchase the Notes and repay the debt.

Certain of the events constituting a change of control under the Notes may also constitute an event of default under certain of our or our subsidiaries’ debt instruments. Future debt of the Issuer and the Guarantors may also (1) prohibit us from repurchasing or purchasing Notes in the event of a change of control; (2) provide that a change of control is a default; or (3) require repurchase or purchase of such debt upon a change of control. Moreover, the exercise by the noteholders of their right to require us to repurchase or purchase the Notes could cause a default under our or our subsidiaries other indebtedness, even if the change of control itself does not, due to the financial effect of the repurchase or purchase on us and our subsidiaries.

In addition, the definition of change of control for purposes of the indenture does not necessarily afford protection for the holders of the Notes in the event of some highly leveraged transactions, including certain acquisitions, mergers, refinancings, restructurings or other recapitalizations, although these types of transactions could increase our indebtedness or otherwise affect our capital structure or credit ratings. The definition of change of control for purposes of the indenture also includes a phrase relating to the direct or indirect sale, lease, transfer, conveyance or other disposition of “all or substantially all” of the properties or our assets taken as a whole. Although there is a limited body of case law interpreting the phrase “substantially all,” there is no precise established definition under applicable law. Accordingly, our obligation to make an offer to repurchase or purchase the Notes and the ability of a holder of the Notes to require us to repurchase or purchase its Notes pursuant to the offer as a result of a highly-leveraged transaction or a sale of less than all of our assets may be uncertain.

The Issuer may be able to redeem the Notes in whole at a redemption price equal to 100% of the principal amount plus accrued and unpaid interest in the event we are required to pay additional amounts due to certain changes in tax laws.

As described under “Description of the Notes – Redemption for Taxation Reasons,” in the event we are required to pay Additional Amounts (as defined therein) as a result of certain changes in or interpretations of tax laws of a Relevant Jurisdiction (as defined therein), including any change of interpretation or the stating of an official position that results in the Issuer or any of the Guarantors being required to withhold tax on payments on the Notes, the Issuer may, at our option, redeem the Notes in whole at a redemption price equal to 100% of the principal amount plus accrued and unpaid interest.

As of the date of this offering memorandum, none of the Issuer and any of the Guarantors received notice that it should be treated as a PRC “resident enterprise” from the PRC tax authorities. However, in the event we are treated as a PRC “resident enterprise” under the EIT Law, we may be required to withhold PRC tax on interest payable to certain of our non-resident investors. In such case, we will, subject to certain exceptions, be required to pay such additional amounts as will result in receipt by a holder of a note of such amounts as would have been received by the holder had no such withholding been required. As described under “Description of the Notes – Redemption for Taxation Reasons,” in the event we are required to pay additional amounts as a result of certain changes in or interpretations of tax law, including any change or interpretation that results in our being required to withhold tax on interest payments as a result of our being treated as a PRC “resident enterprise,” we may redeem the Notes in whole at a redemption price equal to 100% of the principal amount plus accrued and unpaid interest.

Notes are subject to optional redemption by us.

As set forth in “Description of the Notes – Optional Redemption,” the Notes may be redeemed at our option in the circumstances set out therein. An optional redemption feature is likely to limit the market value of the Notes. During any period when we may elect to redeem Notes, the market value of those Notes generally will not rise substantially above the price at which they can be redeemed. This may also be the case prior to any redemption period.

We may be expected to redeem Notes when the current financing cost is lower than the interest rate on the Notes. In such case, a Noteholder generally would not be able to reinvest the redemption proceeds at an effective interest rate as high as the interest rate on the Notes being redeemed and may only be able to reinvest so at a significantly lower rate. It may therefore cause a negative financial impact on the Noteholders. Potential investors should consider reinvestment risk in light of other investments available at that time.

If we are unable to comply with the terms of our future debt agreements, there could be a default under those agreements, which could cause repayment of our debt to be accelerated.

If we are unable to comply with the terms in the indenture governing the Notes or in our future debt obligations and other agreements, there could be a default under those agreements. If that occurs, the holders of the debt could terminate their commitments to lend to us, accelerate repayment of the debt and declare all outstanding amounts due and payable or terminate the agreements, as the case may be. Furthermore, the indenture governing the Notes, and our future debt agreements are likely to contain, cross-acceleration or cross-default provisions. As a result, our default under one debt agreement may cause the acceleration of repayment of not only such debt but also other debt, including the Notes, or result in a default under our other debt agreements, the indenture governing our Notes. If any of these events occur, our assets and cash flow might not be sufficient to repay in full all of our indebtedness and we might not be able to find alternative financing. Even if we could obtain alternative financing, it might not be on terms that are favorable or acceptable to us.

Our operations are restricted by the terms of the Notes, which could limit our ability to plan for or to react to market conditions or meet our capital needs, which could increase your credit risk.

The indenture governing the Notes include a number of significant restrictive covenants. These covenants restrict, among other things, our ability, and the ability of our restricted subsidiaries, to:

- incur or guarantee additional indebtedness and issue disqualified or preferred stock;
- declare dividends on capital stock or purchase or redeem capital stock;
- make investments or other specified restricted payments;
- issue or sell capital stock of restricted subsidiaries;
- guarantee indebtedness of restricted subsidiaries;
- sell assets;
- create liens;
- enter into sale and leaseback transactions;
- engage in any business other than permitted business;
- enter into agreements that restrict the restricted subsidiaries' ability to pay dividends, transfer assets or make intercompany loans;
- enter into transactions with shareholders or affiliates;
- effect a consolidation or merger; and
- engage in different business activities.

These covenants could limit our ability to plan for or react to market conditions or to meet our capital needs. Our ability to comply with these covenants may be affected by events beyond our control, and we may have to curtail some of our operations and growth plans to maintain compliance.

A trading market for the Notes may not develop, and there are restrictions on resale of the Notes.

The Notes are a new issue of securities for which there is currently no trading market. We have received approval in-principle for the listing of the Notes on the SGX-ST and we cannot assure you that we will be able to maintain a listing on the SGX-ST and, even if listed, a liquid trading market might not develop. If no active trading market develops, you may not be able to resell your Notes at their fair market value or at all. Future trading prices of the Notes will depend on many factors, including prevailing interest rates, our operating results and the market for similar securities. We have been advised that the Initial Purchasers intend to make a market in the Notes, but the Initial Purchasers are not obligated to do so and may discontinue such market making activity at any time without notice. In addition, the Notes are being offered pursuant to exemptions from registration under the U.S. Securities Act and, as a result, you will only be able to resell your Notes in transactions that have been registered under the U.S. Securities Act or in transactions not subject to or exempt from registration under the U.S. Securities Act. See "Transfer Restrictions." We cannot predict whether an active trading market for the Notes will develop or be sustained.

We are allowed under the Indenture to make investments in Unrestricted Subsidiaries and minority owned joint ventures and the terms of the Notes also give us enhanced flexibility to pay dividends and repurchase our shares.

In light of land prices, project size and other factors, we may from time to time consider developing properties jointly with other PRC property developers. As a result, we may need to make investments in joint ventures (including joint ventures in which we may own less than a 50% equity interest) and such joint ventures may or may not be Restricted Subsidiaries under the Indenture. Although the Indenture generally restricts us and our Restricted Subsidiaries from making investments in Unrestricted Subsidiaries or minority joint ventures, these restrictions are subject to important exceptions and qualifications. In particular, under the Indenture, we are not required to satisfy the Fixed Charge Coverage Ratio for making investments in minority joint ventures up to 25% of the total assets. See clause (16) in the definition of “Permitted Investment” in “Description of the Notes – Definitions” and “– Certain Covenants – Limitation on Restricted Payments.”

Certain transactions that constitute “connected transactions” or “continuing connected transactions” under the Listing Rules will not be subject to the “Limitation on Transactions with Shareholders and Affiliates” covenant.

Our shares are listed on the Stock Exchange and we are required to comply with the Listing Rules, which provide, among other things, that a “connected transaction” or “continuing connected transaction” exceeding the applicable percentage ratios (as defined in the Listing Rules) will require prior approval of the independent shareholders of such listed company. However, the “Description of the Notes – Certain Covenants – Limitation on Transactions with Shareholders and Affiliates” covenant in the Notes does not capture transactions between the Parent Guarantor or any restricted subsidiary, on the one hand, and an affiliate of any restricted subsidiary, on the other hand. As a result, we are not required by the terms of the Notes to ensure that any such transactions are on terms that are fair and reasonable, and we will not need to deliver officer’s certificates or procure the delivery of fairness opinions of accounting, appraisal or investment banking firms to the Trustee for any such transactions.

The liquidity and price of the Notes following the offering may be volatile.

The price and trading volume of the Notes may be highly volatile. Factors such as variations in our revenues, earnings and cash flows and proposals for new investments, strategic alliances and acquisitions, interest rates and fluctuations in price for comparable companies could cause the price of the Notes to change. Any such developments may result in large and sudden changes in the trading volume and price of the Notes.

There may be less publicly available information about us than is available in certain other jurisdictions.

There may be less publicly available information about companies listed in Hong Kong than is regularly made available by public companies in certain other countries. In addition, the financial information in this offering memorandum has been prepared in accordance with HKFRS, which differ in certain respects from generally accepted accounting principles in other jurisdictions, or other GAAPs, which might be material to the financial information contained in this offering memorandum. We have not prepared a reconciliation of our consolidated financial statements and related footnotes between HKFRS and other GAAPs. In making an investment decision, you must rely upon your own examination of us, the terms of the offering and our financial information. You should consult your own professional advisers for an understanding of the differences between HKFRS and other GAAPs and how those differences might affect the financial information contained in this offering memorandum.

The Notes will initially be held in book-entry form, and therefore you must rely on the procedures of the relevant clearing systems to exercise any rights and remedies.

The Notes will initially only be issued in global certificated form and held through Euroclear and Clearstream. Interests in the global Notes representing the Notes will trade in book-entry form only, and Notes in definitive registered form will be issued in exchange for book-entry interests only in very limited circumstances. Owners of book-entry interests will not be considered owners or holders of Notes for purposes of the indenture. A common depository for Euroclear and Clearstream will be the sole registered holder of the global Notes. Accordingly, you must rely on the procedures of Euroclear or Clearstream, and if you are not a participant in Euroclear or Clearstream, on the procedures of the participant through which you own your interest, to exercise any rights and obligations of a holder of Notes under the indenture.

Upon the occurrence of an event of default under the indenture, unless and until definitive registered Notes are issued in respect of all book-entry interests, if you own a book-entry interest, you will be restricted to acting through Euroclear and Clearstream. The procedures to be implemented through Euroclear and Clearstream may not be adequate to ensure the timely exercise of rights under the Notes. See “Description of the Notes – Book-Entry; Delivery and Form.”

RISKS RELATING TO THE GUARANTEES

The Guarantees may be challenged under applicable financial assistance, insolvency or fraudulent transfer laws, which could impair the enforceability of the Guarantees.

Under bankruptcy laws, fraudulent transfer laws, financial assistance, insolvency or unfair preference or similar laws in the Bermuda, British Virgin Islands, Hong Kong or other jurisdictions where future Guarantors may be established, a guarantee could be voided, or claims in respect of a guarantee could be subordinated to all other debts of that Guarantor if, among other things, the Guarantor, at the time it incurred the indebtedness evidenced by, or when it gives, its guarantee:

- incurred the debt with the intent to hinder, delay or defraud creditors or was influenced by a desire to put the beneficiary of the guarantee in a position which, in the event of the Guarantor’s insolvency, would be better than the position the beneficiary would have been in had the guarantee not been given;
- received less than reasonably equivalent value or fair consideration for the incurrence of such guarantee;
- received no commercial benefit;
- was insolvent or rendered insolvent by reason of such incurrence;
- was engaged in a business or transaction for which the Guarantor’s remaining assets constituted unreasonably small capital; or
- intended to incur, or believed that it would incur, debts beyond its ability to pay such debts as they mature.

The measure of insolvency for purposes of the foregoing will vary depending on the law of the jurisdiction which is being applied. Under the laws of the British Virgin Islands and Bermuda, it would also be necessary for the directors to ensure that each of the Guarantors is solvent immediately after entry into, and performance of any obligation under, the transaction, that is:

- it will be able to satisfy its liabilities as they become due in the ordinary course of its business; and
- the value of the assets of each of the Subsidiary Guarantors incorporated in the British Virgin Islands exceeds its respective liabilities.

The directors should also ensure that the issued capital of the Guarantor is maintained and that, after this transaction, the Guarantor would have sufficient net assets to cover the nominal value of its issued share capital.

In addition, a guarantee may be subject to review under applicable financial assistance, insolvency or fraudulent transfer laws in certain jurisdictions or subject to a lawsuit by or on behalf of creditors of the Guarantors. In such case, the analysis set forth above would generally apply, except that the guarantee could also be subject to the claim that, since the guarantee was not incurred for the benefit of the Guarantor, the obligations of the Guarantor thereunder was incurred for less than reasonably equivalent value or fair consideration.

In an attempt to limit the applicability of financial assistance, insolvency and fraudulent transfer laws in certain jurisdictions, the obligations of the Guarantors under the Guarantees will be limited to the maximum amount that can be guaranteed by the applicable Guarantor without rendering the guarantee, as it relates to such Guarantor, voidable under such applicable insolvency or fraudulent transfer laws.

If a court voided a Guarantee, subordinated such guarantee to other indebtedness of a Guarantor, or held the Guarantee unenforceable for any other reason, holders of the Notes would cease to have a claim against that Guarantor based upon such guarantee, would be subject to the prior payment of all liabilities (including trade payables) and any preferred stock of such Guarantor and would solely be creditors of our Company and any Guarantor whose guarantee was not voided or held unenforceable. There can be no assurance that, after providing for all prior claims, there would be sufficient assets to satisfy the claims of the holders of the Notes.

The Notes will not be guaranteed by existing or future PRC subsidiaries.

None of our current or future PRC subsidiaries, which are our operating subsidiaries, will provide a guarantee for the Notes either upon issuance of the Notes or at any time thereafter. No future subsidiaries that are organized under the laws of the PRC will provide a guarantee for the Notes at any time in the future. As a result, the Notes will be effectively subordinated to all the debt and other obligations, including contingent obligations and trade payables, of the PRC subsidiaries and other non-Subsidiary Guarantor subsidiaries.

We cannot assure you that the initial Guarantors or any subsidiaries that may become Guarantors in the future will have the funds necessary to satisfy our financial obligations under the Notes if we are unable to do so.

USE OF PROCEEDS

We estimate that we will receive gross proceeds from this offering in the amount of approximately US\$500 million, before deducting underwriting fees and commissions and other estimated transaction expenses payable by us. We intend to use the proceeds from this offering for project investments, constructions, refinancing and general corporate purposes.

EXCHANGE RATE INFORMATION

HONG KONG

The Hong Kong dollar is freely convertible into other currencies, including the U.S. dollar. Since October 17, 1983, the Hong Kong dollar has been linked to the U.S. dollar at the rate of HK\$7.76 to US\$1.00. The Basic Law of the Hong Kong Special Administrative Region of the People's Republic of China (the “**Basic Law**”), which came into effect on July 1, 1997, provides that no foreign exchange control policies shall be applied in Hong Kong.

The market exchange rate of the Hong Kong dollar against the U.S. dollar continues to be determined by the forces of supply and demand in the foreign exchange market. However, against the background of the fixed rate system which applies to the issuance and withdrawal of Hong Kong currency in circulation, the market exchange rate has not deviated significantly from the level of HK\$7.76 to US\$1.00. In May 2005, the Hong Kong Monetary Authority broadened the 22-year-old trading band from the original rate of HK\$7.80 per U.S. dollar to a rate range of HK\$7.75 to HK\$7.85 per U.S. dollar. The Hong Kong government has indicated its intention to maintain the link within that rate range. Under the Basic Law, the Hong Kong dollar will continue to circulate and remain freely convertible. The Hong Kong government has also stated that it has no intention of imposing exchange controls in Hong Kong and that the Hong Kong dollar will remain freely convertible into other currencies, including the U.S. dollar.

The following table sets forth the noon buying rate for U.S. dollars in New York City for cable transfer in Hong Kong dollars as certified for customs purposes by the Federal Reserve Bank of New York for the periods indicated:

| | Period end | Noon buying rate | | |
|--|------------|------------------------|--------|--------|
| | | Average ⁽¹⁾ | High | Low |
| | | (HK\$ per US\$1.00) | | |
| 2011 | 7.7663 | 7.7841 | 7.8087 | 7.7634 |
| 2012 | 7.7507 | 7.7556 | 7.7699 | 7.7493 |
| 2013 | 7.7539 | 7.7565 | 7.7654 | 7.7503 |
| 2014 | 7.7531 | 7.7545 | 7.7669 | 7.7495 |
| 2015 | 7.7506 | 7.7524 | 7.7686 | 7.7495 |
| 2016 | 7.7534 | 7.7620 | 7.8270 | 7.7505 |
| 2017 | 7.8128 | 7.7926 | 7.8267 | 7.7540 |
| 2018 | 7.8305 | 7.8194 | 7.8321 | 7.8043 |
| 2019 | | | | |
| July | 7.8275 | 7.8133 | 7.8275 | 7.7956 |
| August | 7.8403 | 7.8420 | 7.8469 | 7.8266 |
| September | 7.8401 | 7.8350 | 7.8425 | 7.8177 |
| October | 7.8376 | 7.8421 | 7.8454 | 7.8371 |
| November | 7.8267 | 7.8279 | 7.8365 | 7.8208 |
| December | 7.7894 | 7.8045 | 7.8289 | 7.7850 |
| 2020 | | | | |
| January (through January 31) | 7.7665 | 7.7725 | 7.7889 | 7.7661 |

(1) Determined by averaging the rates on the last business day of each month during the relevant year, except for monthly average rates, which are determined by averaging the daily rates during the respective months.

CHINA

PBOC sets and publishes daily a base exchange rate with reference primarily to the supply and demand of Renminbi against a basket of currencies in the market during the prior day. PBOC also takes into account other factors, such as the general conditions existing in the international foreign exchange markets. From 1994 to July 20, 2005, the conversion of Renminbi into foreign currencies, including Hong Kong dollars and U.S. dollars, was based on rates set daily by PBOC on the basis of the previous day's inter-bank foreign exchange market rates and then current exchange rates in the world financial markets. During this period, the official exchange rate for the conversion of Renminbi to U.S. dollars remained generally stable. Although the PRC government introduced policies in 1996 to reduce restrictions on the convertibility of Renminbi into foreign currencies for current account items, conversion of Renminbi into foreign currencies for capital items, such as foreign direct investment, loan principals and securities trading, still requires the approval of SAFE and other relevant authorities. On July 21, 2005, the PRC government introduced a managed floating exchange rate system to allow the value of the Renminbi to fluctuate within a regulated band based on market supply and demand and by reference to a basket of currencies. On the same day, the value of the Renminbi appreciated by approximately 2% against the U.S. dollar. On May 18, 2007, PBOC enlarged the trading prices in the inter-bank foreign exchange market of the Renminbi against the U.S. dollar from 0.3% to 0.5% around the central parity rate, effective on May 21, 2007. This allows the Renminbi to fluctuate against the U.S. dollar by up to 0.5% above or below the central parity rate published by PBOC. From July 21, 2005 to June 28, 2013, the value of the Renminbi appreciated by approximately 34.9% against the U.S. dollar. PBOC authorized the China Foreign Exchange Trading Centre, effective since January 4, 2006, to announce the central parity exchange rate of certain foreign currencies against the Renminbi on each business day. This rate is set as the central parity for the trading against the Renminbi in the inter-bank foreign exchange spot market and the over-the-counter exchange rate for the business day.

The following table sets forth the noon buying rate for U.S. dollars in New York City for cable transfer in Renminbi as certified for customs purposes by the Federal Reserve Bank of New York for the periods indicated:

| | Period end | Noon buying rate | | |
|------------------------------|------------|------------------------|--------|--------|
| | | Average ⁽¹⁾ | High | Low |
| | | (RMB per US\$1.00) | | |
| 2011 | 6.2939 | 6.4630 | 6.6364 | 6.2939 |
| 2012 | 6.2301 | 6.2990 | 6.3879 | 6.2221 |
| 2013 | 6.0537 | 6.1412 | 6.2438 | 6.0537 |
| 2014 | 6.2046 | 6.1704 | 6.2591 | 6.0402 |
| 2015 | 6.4778 | 6.2869 | 6.4896 | 6.1870 |
| 2016 | 6.9430 | 6.6549 | 6.9580 | 6.4480 |
| 2017 | 6.5063 | 6.7569 | 6.9575 | 6.4773 |
| 2018 | 6.8755 | 6.8837 | 6.9077 | 6.8343 |
| 2019 | | | | |
| July | 6.8833 | 6.8775 | 6.8927 | 6.8487 |
| August | 7.1543 | 7.0629 | 7.1628 | 6.8972 |
| September | 7.1477 | 7.1137 | 7.1786 | 7.0659 |
| October | 7.0379 | 7.0961 | 7.1473 | 7.0379 |
| November | 7.0308 | 7.0199 | 7.0389 | 6.9766 |
| December | 6.9618 | 7.0137 | 7.0609 | 6.9618 |
| 2020 | | | | |
| January (through January 31) | 6.9161 | 6.9184 | 6.9749 | 6.8589 |

(1) Determined by averaging the rates on the last business day of each month during the relevant year, except for monthly average rates, which are determined by averaging the daily rates during the respective months.

CAPITALIZATION AND INDEBTEDNESS

The following table sets forth on an actual basis our consolidated capitalization and indebtedness as of June 30, 2019, and as adjusted to give effect to the issuance of the Notes.

You should read this information together with “Use of Proceeds,” “Selected Financial Information and Other Data,” “Management’s Discussion and Analysis of Financial Condition and Results of Operations” and the financial statements and related Notes included elsewhere in this offering memorandum.

| | As of June 30, 2019 | | | |
|---|---------------------|-------------------|--------------------|-------------------|
| | Actual | | As Adjusted | |
| | HK\$ | US\$ | HK\$ | US\$ |
| | (unaudited) | (unaudited) | (unaudited) | (unaudited) |
| | (in thousands) | | | |
| Cash: | | | | |
| Restricted cash | 452,130 | 57,889 | 452,130 | 57,889 |
| Cash and cash equivalents | 19,373,385 | 2,480,492 | 19,373,385 | 2,480,492 |
| Total cash | 19,825,519 | 2,538,381 | 19,825,519 | 2,538,381 |
| Short-term debt: | | | | |
| Bank and financial institution borrowings | 14,131,766 | 1,808,750 | 14,131,766 | 1,808,750 |
| Commercial mortgage-backed securities | 47,064 | 6,026 | 47,064 | 6,026 |
| Total short-term debt | 14,178,830 | 1,814,776 | 14,178,830 | 1,814,776 |
| Long-term debt: | | | | |
| Bank and financial institution borrowings | 35,327,206 | 4,523,156 | 35,327,206 | 4,523,156 |
| Commercial mortgage-backed securities | 8,155,517 | 1,044,200 | 8,155,517 | 1,044,200 |
| Senior notes | 3,842,481 | 491,976 | 3,842,481 | 491,976 |
| Notes to be issued | — | — | 3,905,150 | 500,000 |
| Total long-term debt | 47,325,204 | 6,059,332 | 51,230,354 | 6,559,332 |
| Equity: | | | | |
| Share capital | 222,556 | 28,495 | 222,556 | 28,495 |
| Reserves | 67,193,033 | 8,603,131 | 67,193,033 | 8,603,131 |
| Non-controlling interests | 2,530,445 | 323,988 | 2,530,445 | 323,988 |
| Total equity | 69,946,034 | 8,955,614 | 69,946,034 | 8,955,614 |
| Total capitalization⁽¹⁾ | 117,271,238 | 15,014,946 | 121,176,388 | 15,514,946 |

(1) Total capitalization represents total long-term debt and total equity.

As of June 30, 2019, our bank and financial institution borrowings amounted to HK\$49,459.0 million (US\$6,332.5 million). Except as otherwise disclosed in this offering memorandum, there have been no material changes in our capitalization and indebtedness since June 30, 2019.

SELECTED FINANCIAL INFORMATION AND OTHER DATA

You should read the following selected financial information and other data together with the section entitled “Management’s Discussion and Analysis of Financial Condition and Results of Operations” and the financial statements and related Notes included elsewhere in this offering memorandum.

We have derived the following selected financial information from our audited consolidated financial statements as of and for the years ended December 31, 2017 and 2018 and from our unaudited consolidated financial statements our condensed consolidated financial information as of and for the six months ended June 30, 2019. Historical results are not necessarily indicative of results that may be achieved in any future period. We prepare and present our consolidated financial statements in accordance with HKFRS, which differ in certain respects from generally accepted accounting principles in other jurisdictions.

In preparing the audited consolidated financial statements for the year ended December 31, 2018, the Group has adopted HKFRS 9 and HKFRS 15 with effect from January 1, 2018 and has not restated prior years’ consolidated financial statements. Therefore, the audited consolidated financial statements for the year ended December 31, 2018 is not comparable with the consolidated financial statements for the years ended December 31, 2016 and 2017. For the impact of the adoption of HKFRS 9 and HKFRS 15, please refer to Note 2.2 to the audited consolidated financial statements as of and for the year ended December 31, 2018 included elsewhere in this offering memorandum.

| | Year ended December 31, | | | | For the six months ended June 30, | | |
|--|-------------------------|-------------------|--------------------|--|-----------------------------------|---------------------|---------------------|
| | 2016 | 2017 | 2018 | | 2018 | 2019 | |
| | HK\$ | HK\$ | HK\$ | US\$ (unaudited) (in thousands, except for percentage) | HK\$ (unaudited) | HK\$ (unaudited) | US\$ (unaudited) |
| Consolidated income statement data: | | | | | | | |
| Revenues | 16,255,697 | 13,823,946 | 13,293,532 | 1,702,051 | 4,965,091 | 7,222,307 | 924,716 |
| Cost of sales | (11,776,266) | (8,738,475) | (6,765,596) | (866,240) | (2,588,732) | (3,450,032) | (441,728) |
| Gross profit | 4,479,431 | 5,085,471 | 6,527,936 | 835,811 | 2,376,359 | 3,772,275 | 482,988 |
| Fair value gains on investment properties | 2,604,091 | 5,003,235 | 4,673,345 | 598,357 | 2,076,730 | 1,385,215 | 177,357 |
| Other gains, net | 84,110 | 207,580 | 161,935 | 20,734 | 141,307 | 268,491 | 34,377 |
| Selling and marketing expenses | (413,440) | (328,673) | (378,153) | (48,417) | (102,303) | (315,696) | (40,420) |
| General and administrative expenses | (1,218,331) | (1,349,594) | (1,581,856) | (202,535) | (752,637) | (768,660) | (98,416) |
| Finance income | 79,439 | 43,918 | 173,949 | 22,272 | 133,228 | 180,856 | 23,156 |
| Finance costs | (132,484) | (5,242) | (578,319) | (74,046) | (293,823) | (454,581) | (58,203) |
| Share of profit of associates | 1,645 | 2,408 | 1,637 | 210 | (65) | (3,109) | (398) |
| Share of profit/(loss) of joint ventures | 143,844 | 86,701 | (6,152) | (788) | 43,533 | 54,753 | 7,010 |
| Profit before taxation | 5,628,305 | 8,745,804 | 8,994,322 | 1,151,598 | 3,622,329 | 4,119,544 | 527,451 |
| Taxation | (1,785,631) | (2,933,984) | (3,171,723) | (406,095) | (1,154,819) | (1,416,387) | (181,349) |
| Profit for the year/period | 3,842,674 | 5,811,820 | 5,822,599 | 745,503 | 2,467,510 | 2,703,157 | 346,102 |
| Attributable to: | | | | | | | |
| Equity holders of the company | 3,868,433 | 5,796,385 | 5,775,467 | 739,468 | 2,473,415 | 2,654,976 | 339,933 |
| Non-controlling interests | (25,759) | 15,435 | 47,132 | 6,035 | (5,905) | 48,181 | 6,169 |
| Other comprehensive income | | | | | | | |
| Items that may be reclassified subsequently to profit or loss: | | | | | | | |
| Fair value gains on available-for-sale financial assets | 47,336 | 378,207 | — | — | — | — | — |
| Assets revaluation reserve realised upon disposal of properties held for sale | (37,181) | (335,845) | (87,746) | (11,235) | (17,023) | (53,230) | (6,815) |
| Deferred tax | 5,882 | 62,672 | 33,081 | 4,236 | 6,418 | 24,660 | 3,157 |
| Currency translation difference | (3,657,544) | 4,138,294 | (3,205,050) | (410,362) | (611,013) | (231,800) | (29,679) |
| Items that will not be reclassified subsequently to profit or loss: | | | | | | | |
| Fair value loss on financial assets at fair value through other comprehensive income | — | — | (273,347) | (34,998) | (316,579) | (318,770) | (40,814) |
| Deferred tax | — | — | 68,337 | 8,750 | 79,145 | 80,872 | 10,355 |
| Other comprehensive (loss)/income for the year, net of tax | (3,641,507) | 4,243,328 | (3,464,725) | (443,609) | (859,052) | (498,268) | (63,796) |
| Total comprehensive income for the year/period | 201,167 | 10,055,148 | 2,357,874 | 301,894 | 1,608,458 | 2,204,889 | 282,306 |
| Attributable to: | | | | | | | |
| Equity holders of the company | 362,050 | 9,899,791 | 2,410,104 | 308,581 | 1,632,479 | 2,165,791 | 277,300 |
| Non-controlling interests | (160,883) | 155,357 | (52,230) | (6,687) | (24,021) | 39,098 | 5,006 |
| Other data: | | | | | | | |
| EBITDA ⁽¹⁾ | 3,221,936 | 3,723,181 | 4,803,423 | 615,011 | 1,681,830 | 2,904,921 | 371,936 |
| EBITDA margin ⁽²⁾ | 19.8% | 26.9% | 36.1% | | 33.9% | 40.2% | |

| | As of December 31, | | | | As of June 30, | |
|---|--------------------|--------------------|---------------------|---------------------------------------|---------------------|---------------------|
| | 2016 | 2017 | 2018 | | 2019 | |
| | HK\$ | HK\$ | HK\$ (unaudited) | US\$ (unaudited) (in thousands) | HK\$ (unaudited) | US\$ (unaudited) |
| Consolidated statement of financial position data: | | | | | | |
| ASSETS | | | | | | |
| Non-current assets | | | | | | |
| Land costs | 1,776,499 | 1,846,674 | 1,675,097 | 214,473 | 1,657,339 | 212,199 |
| Prepayments for acquisition of land | 118,927 | 127,264 | 121,411 | 15,545 | 120,934 | 15,484 |
| Prepayments for construction work | 28,682 | — | — | — | — | — |
| Loan receivables | — | 1,536,051 | 743,201 | 95,157 | 312,550 | 40,018 |
| Properties and equipment | 3,486,335 | 3,724,771 | 4,571,452 | 585,311 | 5,028,871 | 643,877 |
| Investment properties | 31,300,936 | 42,971,253 | 46,856,835 | 5,999,364 | 49,764,807 | 6,371,690 |
| Goodwill | 31,818 | 33,552 | 35,249 | 4,513 | 35,108 | 4,495 |
| Investments in associates | 140,747 | 153,106 | 147,668 | 18,907 | 373,032 | 47,762 |
| Investments in joint ventures | 7,424,805 | 8,035,057 | 7,514,062 | 962,071 | 7,543,128 | 965,792 |
| Available-for-sale financial assets | 3,406,109 | 4,039,343 | — | — | — | — |
| Financial assets at fair value through other comprehensive income | — | — | 3,144,258 | 402,578 | 3,509,038 | 449,283 |
| Financial assets at fair value through profit or loss | — | — | 35,000 | 4,481 | 35,000 | 4,481 |
| Right-of-use assets | — | — | — | — | 26,860 | 3,439 |
| Finance lease receivables | — | — | 159,828 | 20,464 | 191,108 | 24,469 |
| Deferred tax assets | 495,525 | 740,160 | 784,147 | 100,399 | 809,954 | 103,703 |
| Total non-current assets | 48,210,383 | 63,207,231 | 65,788,208 | 8,423,263 | 69,407,729 | 8,886,692 |
| Current assets | | | | | | |
| Prepayments for acquisition of land | 9,058,323 | 10,079,270 | 9,403,647 | 1,204,006 | 9,404,707 | 1,204,142 |
| Properties under development for sale | 44,761,847 | 42,112,261 | 41,237,995 | 5,279,950 | 44,752,430 | 5,729,925 |
| Completed properties for sale | 21,233,257 | 27,358,063 | 30,299,744 | 3,879,460 | 30,771,934 | 3,939,917 |
| Financial assets at fair value through profit or loss | 83,584 | 174,852 | 775,943 | 99,349 | 51,214 | 6,557 |
| Accounts receivable | 542,974 | 630,653 | 784,882 | 100,493 | 928,576 | 118,891 |
| Loan receivables | — | 299,075 | 1,983,693 | 253,984 | 2,442,191 | 312,689 |
| Available-for-sale financial assets | — | 220,000 | — | — | — | — |
| Prepayments, deposits and other current assets | 2,749,500 | 3,879,004 | 5,370,900 | 687,669 | 6,584,907 | 843,106 |
| Due from a joint venture | 34,738 | 42,230 | 45,112 | 5,776 | 47,331 | 6,060 |
| Due from associates | 197 | 211 | 201 | 26 | 200 | 26 |
| Due from related companies | 3,190 | 7,713 | 7,149 | 915 | 6,738 | 863 |
| Contract assets | — | — | 473,606 | 60,639 | 600,063 | 76,830 |
| Pledged/charged bank deposits | 261,215 | 405,842 | 483,182 | 61,865 | 452,130 | 57,889 |
| Cash and cash equivalents | 6,053,733 | 5,396,990 | 7,456,708 | 954,727 | 19,373,385 | 2,480,492 |
| Total current assets | 84,782,558 | 90,606,164 | 98,322,762 | 12,588,859 | 115,415,806 | 14,777,387 |
| Total assets | 132,992,941 | 153,813,395 | 164,110,970 | 21,012,122 | 184,823,535 | 23,664,079 |
| EQUITY | | | | | | |
| Capital and reserves attributable to the Company's equity holders | | | | | | |
| Share capital | 222,556 | 222,556 | 222,556 | 28,495 | 222,556 | 28,495 |
| Reserves | 54,194,334 | 63,871,569 | 65,472,354 | 8,382,822 | 67,193,033 | 8,603,131 |
| Non-controlling interests | 1,988,176 | 2,143,533 | 2,078,725 | 266,152 | 2,530,445 | 323,988 |
| Total equity | 56,405,066 | 66,237,658 | 67,773,635 | 8,677,469 | 69,946,034 | 8,955,614 |
| LIABILITIES | | | | | | |
| Non-current liabilities | | | | | | |
| Land cost payable | 86,827 | 92,830 | 88,310 | 11,307 | 87,963 | 11,262 |
| Borrowings | 35,213,845 | 37,626,814 | 41,656,532 | 5,333,538 | 47,325,204 | 6,059,332 |
| Lease liabilities | — | — | — | — | 14,978 | 1,918 |
| Due to non-controlling interests | 504,071 | 539,409 | 514,605 | 65,888 | 1,692,511 | 216,702 |
| Deferred tax liabilities | 6,080,408 | 7,646,741 | 8,323,506 | 1,065,709 | 8,515,023 | 1,090,230 |
| Total non-current liabilities | 41,885,151 | 45,905,794 | 50,582,953 | 6,476,442 | 57,635,679 | 7,379,444 |
| Current liabilities | | | | | | |
| Accounts payable | 5,715,064 | 7,881,015 | 9,060,317 | 1,160,047 | 10,027,364 | 1,283,864 |
| Land cost payable | 44,104 | 5,327 | 4,996 | 640 | 4,976 | 637 |
| Borrowings | 9,538,378 | 15,562,973 | 13,444,611 | 1,721,395 | 14,178,830 | 1,815,401 |
| Contract liabilities | — | — | 10,304,371 | 1,319,331 | 16,409,184 | 2,100,973 |
| Deferred revenue | 8,667,718 | 5,766,727 | — | — | 445,112 | 56,990 |
| Accruals and other payables | 3,167,043 | 3,979,917 | 4,882,186 | 625,096 | 8,124,714 | 1,040,256 |
| Lease liabilities | — | — | — | — | 4,415 | 565 |
| Due to an associate | 6,170 | 6,603 | 6,299 | 806 | 6,274 | 803 |
| Due to related companies | 476,471 | 223,907 | 260,654 | 33,373 | 273,157 | 34,974 |
| Due to joint ventures | 3,253,214 | 3,208,176 | 2,773,349 | 355,089 | 2,878,971 | 368,612 |
| Current tax liabilities | 3,834,562 | 5,035,298 | 5,017,599 | 642,434 | 4,888,825 | 625,946 |
| Total current liabilities | 34,702,724 | 41,669,943 | 45,754,382 | 5,858,211 | 57,241,822 | 7,329,021 |
| Total liabilities | 76,587,875 | 87,575,737 | 96,337,335 | 12,334,653 | 114,877,501 | 14,708,465 |
| Total equity and liabilities | 132,992,941 | 153,813,395 | 164,110,970 | 21,012,122 | 184,823,535 | 23,664,079 |

| | Year ended December 31, | | | | For the six months ended June 30, | | |
|--|-------------------------|-------------|-------------|-------------------------------|-----------------------------------|-------------|-------------|
| | 2016 | 2017 | 2018 | | 2018 | 2019 | |
| | HK\$ | HK\$ | HK\$ | US\$ | HK\$ | HK\$ | US\$ |
| | | | | (unaudited) (in thousands) | (unaudited) | (unaudited) | (unaudited) |
| Consolidated statement of cash flow data: | | | | | | | |
| Net cash flows from | | | | | | | |
| operating activities | 5,266,507 | 2,593,551 | 5,536,477 | 708,869 | 917,630 | 7,547,317 | 966,329 |
| Net cash used in investing activities . . . | (1,052,049) | (4,784,840) | (3,098,780) | (396,756) | (501,131) | (1,078,711) | (138,114) |
| Net cash (used in)/flows from | | | | | | | |
| financing activities | (2,560,149) | 1,146,771 | (75,500) | (9,667) | (1,614,352) | 5,500,942 | 704,319 |
| Net increase/(decrease) in cash and | | | | | | | |
| cash equivalents | 1,654,309 | (1,044,518) | 2,362,197 | 302,446 | (1,197,853) | 11,969,548 | 1,532,534 |
| Exchange difference on cash and | | | | | | | |
| cash equivalents | (353,916) | 387,775 | (302,479) | (38,728) | (40,918) | (52,871) | (6,769) |
| Cash and cash equivalents at the | | | | | | | |
| beginning of the year/period | 4,753,340 | 6,053,733 | 5,396,990 | 691,009 | 5,396,990 | 7,456,708 | 954,727 |
| Cash and cash equivalents at the | | | | | | | |
| end of the year/period | 6,053,733 | 5,396,990 | 7,456,708 | 954,727 | 4,518,219 | 19,373,385 | 2,480,492 |

- (1) EBITDA for any period is calculated as profit, adding back taxation, finance costs, depreciation of properties and equipment, amortization of land costs and goodwill impairment, and subtracting fair value gains on investment properties, other gains and finance income. EBITDA is not a standard measure under HKFRS. EBITDA is a widely used financial indicator of a company's ability to service and incur debt. EBITDA should not be considered in isolation or construed as an alternative to cash flows, profit or any other measure of performance or as an indicator of our operating performance, liquidity, profitability or cash flows generated by operating, investing or financing activities. EBITDA does not account for taxes, interest expense or other non-operating cash expenses. In evaluating EBITDA, we believe that investors should consider, among other things, the components of EBITDA such as selling and distribution costs and the amount by which EBITDA exceeds capital expenditures and other charges. We have included EBITDA because we believe it is a useful supplement to cash flow data as a measure of our performance and our ability to generate cash flow from operations to service debt and pay taxes. EBITDA presented in this offering memorandum may not be comparable to similarly titled measures presented by other companies. You should not compare our EBITDA to EBITDA presented by other companies because not all companies use the same definition. You should also note that EBITDA as presented may be calculated differently from Consolidated EBITDA as defined and used in the indenture governing the Notes. See "Description of the Notes – Definitions" for a description of the manner in which Consolidated EBITDA is defined for purposes of the indenture governing the Notes. The following table reconciles our EBITDA to our profit for the year/period, which is the most directly comparable HKFRS measure:

| | Year ended December 31, | | | | For the six months ended June 30, | | |
|--|-------------------------|-----------|-----------|-------------------------------|-----------------------------------|-------------|-------------|
| | 2016 | 2017 | 2018 | | 2018 | 2019 | |
| | HK\$ | HK\$ | HK\$ | US\$ | HK\$ | HK\$ | US\$ |
| | | | | (unaudited) (in thousands) | (unaudited) | (unaudited) | (unaudited) |
| Profit for the year/period | 3,842,674 | 5,811,820 | 5,822,599 | 745,503 | 2,467,510 | 2,703,157 | 346,102 |
| Adjustments: | | | | | | | |
| Add: | | | | | | | |
| Taxation | 1,785,631 | 2,933,984 | 3,171,723 | 406,095 | 1,154,819 | 1,416,387 | 181,349 |
| Finance costs | 132,484 | 5,242 | 578,319 | 74,046 | 293,823 | 454,581 | 58,203 |
| Depreciation of properties and equipment | 176,064 | 174,584 | 183,244 | 23,462 | 87,167 | 149,603 | 19,155 |
| Depreciation of right-of-use assets | — | — | — | — | — | 2,921 | 374 |
| Amortization of land costs | 52,723 | 52,284 | 56,767 | 7,268 | 29,776 | 12,834 | 1,643 |
| Less: | | | | | | | |
| Fair value gains on | | | | | | | |
| investment properties | 2,604,091 | 5,003,235 | 4,673,345 | 598,357 | 2,076,730 | 1,385,215 | 177,357 |
| Other gains, net | 84,110 | 207,580 | 161,935 | 20,734 | 141,307 | 268,491 | 34,377 |
| Finance income | 79,439 | 43,918 | 173,949 | 22,272 | 133,228 | 180,856 | 23,156 |
| EBITDA | 3,221,936 | 3,723,181 | 4,803,423 | 615,011 | 1,681,830 | 2,904,921 | 371,936 |

- (2) EBITDA margin is calculated by dividing EBITDA by revenues.

MANAGEMENT'S DISCUSSION AND ANALYSIS OF FINANCIAL CONDITION AND RESULTS OF OPERATIONS

The following discussion and analysis should be read in conjunction with the financial statements and related Notes included elsewhere in this offering memorandum. Those financial statements and related Notes have been prepared in accordance with HKFRS. This discussion contains forward-looking statements and reflects our current view with respect to future events and financial performance. Actual results may differ materially from those anticipated in these forward-looking statements as a result of factors such as those set forth under "Risk Factors" and elsewhere in this offering memorandum.

OVERVIEW

We are one of the largest property developers in China as measured by land bank. We specialize in developing medium to high-end large-scale residential properties, as well as commercial properties. We are also engaged in property management, property investment and hotel management. Our geographic focus is three principal economic zones in China – the Pearl River Delta Economic Zone, the Huanbohai Economic Zone and the Yangtze River Delta Economic Zone – with Guangzhou, Beijing, Tianjin and Shanghai as our core cities, where the property markets have grown significantly in recent years.

Since 1995, we have built a recognized brand name in the PRC for quality property development through a concerted corporate strategy and business development model. From our origins in Guangzhou and the Pearl River Delta Economic Zone, we have expanded our operations into Beijing, Tianjin and Shanghai. In Guangzhou, Shanghai and Beijing, our "Regal Riviera", "Gallopade", "Fairview", "Dongjiao Villa", "Sheshan Dongziyuan" and "No. 8 Royal Park" brands have become associated with quality product design, customer service and facilities accommodating various community cultures and different operating models that meet the diverse needs of our target customers.

Each of our property developments features a unique theme, such as leisure and tourism, to enhance its positioning and marketability and contribute to our overall corporate brand. Our residential projects are typically large-scale development projects in the urban area and incorporate a variety of comprehensive amenities and public facilities to meet the needs of a community. We develop commercial properties, including retail shops, shopping malls, office buildings and hotels. Commercial properties, including integrated residential and commercial developments, have become a substantially increasing proportion of our projects portfolio in recent years. We typically seek to identify large sites in areas at their early stage of development but with significant long-term development potential and strategic importance and therefore are able to acquire land in such areas at relatively low costs. Due to the large scale of our projects, we typically develop our projects in several phases over a period of three to seven years.

As of June 30, 2019, we had 75 property projects in various stages of development, of which 32 property developments were in the Pearl River Delta Economic Zone, 25 property developments in the Huanbohai Economic Zone and 18 property developments in the Yangtze River Delta Economic Zone. As of June 30, 2019, the total saleable GFA of our land bank amounted to approximately 29.4 million sq.m. Our property projects had an aggregate completed GFA of 4.1 million sq.m., an aggregate GFA under development of 5.9 million sq.m. and an aggregate GFA of 19.5 million sq.m. relating to properties held for future development.

Although we intend to continue to focus on property development as our core business, we are also engaged in the following ancillary property-related businesses that are complementary to our core business:

- *Property investment:* we derive rental fees from our investment property portfolio located in Guangzhou, Beijing, Hangzhou and Shanghai, comprising primarily commercial, retail and carparking spaces within the property projects developed by us. As of June 30, 2019, we had a total of 13 investment properties in various stages of development.

- *Property management:* we derive management fees from the provision of property management services in respect of properties primarily developed by us. As of June 30 2019, we provided management services to almost all of our developed properties.
- *Hotel operations:* we have interests in five hotel properties in Guangzhou, Shanghai, Taiyuan and Tianjin. All of these hotel facilities are located within property projects developed by us.

In addition, in order to promote our strategy on the balanced development, we expanded our businesses to capital management, community services, auto finance and elderly care services.

For the years ended December 31, 2016, 2017, 2018 and six months ended June 30, 2018 and 2019, our total revenue was HK\$16,255.7 million, HK\$13,823.9 million, HK\$13,293.5 million (US\$1,702.1 million), HK\$4,965.1 million and HK\$7,222.3 million (US\$924.7 million), respectively, and our total net profit was HK\$3,842.7 million, HK\$5,811.8 million, HK\$5,822.6 million (US\$745.5 million), HK\$2,467.5 million and HK\$2,703.2 million (US\$346.1 million), respectively, during the same periods of time.

FACTORS AFFECTING OUR RESULTS OF OPERATIONS

Economic conditions and regulatory environment in China

The PRC property industry depends heavily on overall economic growth and the resultant demand for residential and commercial properties. Because we target middle and upper-middle income purchasers, we believe that private sector developments and urbanization in China are especially important to our operations. Developments in the private sector, urbanization and the resultant demand for residential properties in China have in the past increased the sales of our properties. These factors will continue to have a significant impact on our results of operations.

The regulatory and fiscal environment affecting the real estate development industry, including tax policies (including government grant and LAT policies), land grant policies, pre-sale policies, policies on interest rates and the availability of mortgages and other macro-economic policies designed to slow down the growth of the PRC property market, will continue to have a significant impact on our results of operations.

Revenue recognition, sales volume and pricing

Because we derive a majority of our revenue from the sale of properties we develop, our results of operations are dependent on the number of properties we have available for sale, the market demand for those properties, the number of properties we sell, complete and deliver to purchasers, the time required to develop and sell our properties, and sale price we achieve.

Most of our projects are medium to high-end large-scale projects that require substantial time for completion. In addition, we are generally involved in several projects at different stages at the same time. Accordingly, the number of properties that we have available for sale and the number of properties we complete and deliver to purchasers could vary significantly from period to period. Revenue in a particular period is also dependent on our ability to gauge market demand and to deliver the properties sold in prior periods. In addition, since a significant source of our revenue consists of the proceeds from pre-sale of properties developed by us, and revenue from such properties are only recognized upon completion and delivery to purchasers, there is always a time lag between the receipt of pre-sale proceeds and the recognition of such proceeds as revenue.

The prices of our properties are determined by the market forces of supply and demand and by state guidance. We price our properties by reference to the market prices and state guidance for similar types of properties at comparable locations and the market response to our property launches. The average price of our projects therefore depends on the location and mix of properties sold and delivered during each

fiscal period. In addition, we generally develop and sell our residential projects in separate phases. For each development, we generally aim to price it higher at later phases than at the initial launch, partly reflecting the landscaping, amenities and infrastructure that are completed in subsequent phases.

Risks and costs associated with construction

Our ability to recognize revenue and profits and the timing of such recognition in any period depends on our ability to complete and deliver properties to customers in the current period and our ability to pre-sell properties in the current or prior periods. All of the property developments undertaken by us typically require substantial capital expenditures during construction and it may take many months or years before such projects can be pre-sold and/or completed or can generate revenue. The time taken and the costs involved in completing the construction of a property development can be adversely affected by many factors including shortages of construction materials, equipment and labor shortages, natural disasters, disputes with labor or sub-contractors, accidents and other unforeseeable circumstances. Delays in obtaining the requisite licenses, permits or approvals from government agencies or authorities can also increase the cost, and delay or prevent the pre-sale or completion of a project. Although we have not experienced any significant construction delay in the past, construction delays in the future may result in the loss of revenue.

The major components of our cost of sales consist of costs we incur directly during the property development process, such as land costs, construction costs, borrowing costs directly attributable to the construction of our properties and other direct costs. Property developments require substantial capital outlay for land acquisition and construction and it may take many months or even years before revenue can be generated.

Construction costs encompass all costs for the design and construction of a project, including payments to third-party contractors, costs of construction materials, foundation and substructure, fittings, facilities for utilities and related infrastructure such as roads and pipelines. Historically, construction material costs have been the primary component of the construction costs of our property developments, with the cost of third-party contractors remaining relatively stable. Construction costs may fluctuate as a result of the volatile price movement of construction materials such as steel and cement. We seek to reduce our exposure to short-term price fluctuations of construction materials and limit project cost overruns by outsourcing our construction work at fixed prices (including procurement of supplies). Nonetheless, we are still subject to longer term price movements of construction materials. In addition, in line with industry practice, we may be required by our construction contractors to re-negotiate existing construction contracts to take into account significant price movements of construction materials in order to provide them with sufficient incentives to complete our projects. Furthermore, price movements of other supplies in relation to property developments, including construction equipment and tools, ventilation systems, plant watering systems, elevators and interior decoration materials, may also increase our construction costs. Costs associated with foundation/substructure design and construction are another major component of our construction costs which vary not only according to the area and height of the buildings, but also to the geological conditions of the site. The foundation/substructure designs and construction process for developments in different localities and the respective costs incurred may vary significantly. Therefore, construction costs of a property development may be substantially higher if the conditions of the site require more complex designs and procedures or the use of more expensive materials in order for the desired foundation support to be achieved.

Construction costs also increased between RMB500 and RMB2,000 in the last two to three years on a per square meter basis due to increased fit-out costs as a result of our efforts to enhance the standards and average selling prices of our properties through improvements in material quality as well as increased consumer demand for more luxurious items such as brand name bathtubs and faucets.

Ability to acquire suitable land, land cost and resettlement cost

Our growth depends on our ability to secure quality land at competitive prices that can offer reasonable returns. As the PRC economy continues to grow at a relatively high rate and demand for residential properties remains relatively strong, we expect that competition among developers to acquire land that is suitable for property development will continue to intensify.

We pay land premium to local land bureaus for the right to occupy, use and develop a particular parcel of land. The land bureau determines the actual land premium. The land bureau fixes the amount of land premium based on the following principal factors:

- the location of the land and the land premium of comparable sites in the vicinity;
- the national regulatory policies and local economic conditions;
- the expected GFA for the proposed development or plot ratio; and
- the intended category of use for the development, with commercial use attracting a higher charge compared to residential use.

The resettlement costs we pay involve the actual expenditure we incur for site clearing and relocation of the residents originally occupying the buildings on the site subject to demolition. We pay resettlement compensation to the original residents directly or through relevant government agencies. The PRC government has laid down some basic principles for determining the appropriate level of resettlement compensation, including:

- the replacement costs or market price of the property subject to demolition;
- the location of the property;
- the purpose and use of the property subject to demolition; and
- the GFA of the property to be demolished.

To date, we have one project in Shanghai, Bin Jiangyuan, which is subject to resettlement requirements. See “Risk Factors – Risks Relating to Our Businesses – Our business and results of operations may be materially and adversely affected if the resettlement costs or other costs of similar nature associated with our property developments increase.” We may acquire additional land in the future which is subject to such requirements, in which case our resettlement costs will increase.

Access to and cost of financing

Pre-sales constitute an important source of our operating cash flow during the property development process. The amount and timing of cash flows from pre-sales are affected by a number of factors, including timing and other restrictions on pre-sales imposed by the PRC government, market demand for our properties and the number of properties we have available for pre-sale. Reduced cash flow from pre-sales of our properties would increase our reliance on external financing and affect our ability to repay project-specific loans. Bank borrowings, trust financing arrangements, asset-backed securities, commercial mortgage-backed securities and corporate bonds have been, and we expect will continue to be, an important source of funding for our property developments. Our total outstanding borrowing amounted to HK\$44,752.2 million, HK\$53,189.8 million, HK\$55,101.1 million (US\$7,054.9 million) and HK\$61,504.0 million (US\$7,874.7 million) as of December 31, 2016, 2017 and 2018 and June 30, 2019, respectively. Increases in the PBOC benchmark lending rates increase the borrowing costs for our developments, as commercial banks in China link the interest rates on bank loans to these benchmark lending rates. In addition, increases in interest rates affect the attractiveness of mortgage financing to

potential purchasers of our properties, which in turn affect the demand for our properties. Further, our access to capital and cost of financing will also be affected by restrictions imposed from time to time by the PRC government on bank lending for property development.

Fluctuation of results of operations

Our results of operations tend to fluctuate from period to period. We are limited in the number of properties that we can develop or complete during any given time due to the significant capital commitment required for land acquisition, demolition, resettlement and construction before a positive cash flows may be generated, as well as the limited availability of land supplies and lengthy development periods that are generally involved with the property development process. We develop larger-scale property developments in multiple phases over the course of several years. Typically, the selling prices of properties in larger-scale projects tend to increase as the overall development comes closer to completion. Seasonal variations cause further fluctuations in our interim revenues and profits. For example, our revenue and profits, recognized upon the delivery of properties, in the first half of a year are often lower than in the second half, and we will continue to experience significant fluctuations in revenue and profits on an interim basis. As a result, our results of operations fluctuate and our interim results may not proportionally reflect our annual results.

Land appreciation tax

All income from the sale or transfer of state-owned land use rights, buildings and their attached facilities in the PRC is subject to LAT at progressive rates ranging from 30% to 60% of the appreciated value of the property, being the proceeds of sales of properties less deductible expenditures including cost of land and development and contribution expenditures. There are certain exemptions available for the sale of ordinary residential properties if the appreciated value does not exceed 20% of the total deductible items (as defined in the relevant tax laws). Sale of commercial properties is not eligible for such exemption. Since 2003, local tax bureaus in certain cities have required prepayment of LAT on the pre-sales or sales proceeds of development properties. In addition, according to the notice issued by SAT, which came into effect on February 1, 2007, real estate developers are required to settle the final LAT payable in respect of their development projects that meet certain criteria, such as 85% of a development project having been pre-sold or sold. We make provisions for LAT based on the appreciation of land value, which is calculated based on the proceeds from the sale of properties less deductible expenditures, including lease charges of land use rights, borrowing costs and all property development expenditures. We have estimated our LAT liabilities according to our understanding of the requirements under the relevant PRC tax laws and regulations. Our final LAT liabilities are to be determined by the tax authorities after completion of our property development projects, which could be different from the amounts that we have estimated. If our assessment is incorrect and the amount of LAT that we are required to pay significantly exceeds what we have prepaid or made provision for, our obligation to pay such amount may materially and adversely affect our business, results of operations or financial condition.

CRITICAL ACCOUNTING POLICIES

Our audited consolidated financial statements for 2016, 2017 and 2018 and reviewed financial statements for the six months ended June 30, 2019 have been prepared in accordance with the HKFRS. The preparation of financial statements in conformity with the HKFRS requires us to adopt accounting policies and make estimates and assumptions that affect amounts reported in our financial statements. In applying these accounting policies, we make subjective and complex judgments that frequently require estimates about matters that are inherently uncertain. Critical accounting judgments are those that require the application of management's most difficult, subjective or complex judgments, often involving matters that are inherently uncertain and may change in subsequent periods. Certain accounting estimates are particularly sensitive because of their significance to the financial statements and because of the possibility that future events affecting the estimate may differ significantly from management's current judgments. Accordingly, actual results could differ from those estimates.

Revenue recognition

We recognize revenue from the sale of properties in the ordinary course of business. The assessment of when an entity has transferred the significant risks and rewards of ownership to buyers requires the examination of the circumstances of the transaction. In most cases, the transfer of risks and rewards of ownership coincides with the date when the equitable interest in the property vests with the buyer upon handover of the respective property to the buyer.

We provide guarantees in respect of mortgage facilities granted by certain banks relating to the mortgage loans arranged for certain purchasers of our properties. These guarantees will expire when the relevant property ownership certificates are lodged with the various banks. In order to obtain mortgages, the purchasers settle certain percentage of the total contract amount in accordance with the related PRC regulations upon delivery of the properties. We believe that such settlements provide sufficient evidence of the purchasers' commitment to honor their contractual obligations of the bank loans. In addition, based on past experience, there have been no significant defaults of mortgage facilities by the purchasers resulting in execution of the bank guarantees. Accordingly, we believe that significant risks and rewards associated with ownership of the properties have been transferred to the purchasers.

Financial implication of regulations of idle land

Under the PRC laws and regulations, if a property developer fails to develop land according to the terms of a land grant contract, including the designated use of the land and the time of commencement and completion of the property development, the PRC government may regard the land as idle and issue a warning or impose a penalty on the developer or reclaim the land. Judgment is required in assessing whether these tracts of land will be subject to the penalty of idle land or may be reclaimed by the government and thereby resulting in any adverse financial impact to us. In making this judgment, we evaluate the extent of development of the whole tracts of land, status of negotiation with the government authorities as to the extension of time of commencement or revision of development plans.

Distinction between investment properties and owner-occupied properties

We determine whether a property qualifies as an investment property. In making our judgment, we consider whether the property generates cash flows largely independently of the other assets held by an entity. Owner-occupied properties generate cash flows that are attributable not only to property but also to other assets used in the production or supply process. Some properties comprise a portion that is held to earn rentals or for capital appreciation and another portion that is held for use in the production or supply of goods or services or for administrative purposes. If these portions can be sold separately (or leased out separately under a finance lease), we account for the portions separately. If the portions cannot be sold separately, the property is accounted for investment property only if an insignificant portion is held for use in the production or supply of goods or services or for administrative purposes. Judgment is applied in determining whether ancillary services are so significant that a property does not qualify as investment property. We consider each property separately in making our judgment.

Estimated impairment of properties and equipment and intangible assets

Properties and equipment are reviewed for impairment whenever events or changes in circumstances indicate that the carrying amount may not be recoverable. Intangible assets are reviewed for impairment at each balance sheet date or whenever events or changes in circumstances indicate that the carrying amount may not be recoverable. The recoverable amounts of properties and equipment and intangible assets have been determined based on value-in-use calculations, taking into account latest market information and past experience. These calculation and valuations require the use of judgments and estimates.

Estimated provision of properties under development for sale, completed properties for sale and related land costs

For the purpose of determining provision, land costs, properties under development and completed properties held for sale are grouped at the lowest levels for which there are separately identifiable cash flows. The recoverability of the carrying amounts of these asset is assessed based on their fair value less costs to sell. The fair value is determined taking into account costs to completion based on past experience and net sales value based on prevailing market conditions. Provision is made when events or changes in circumstances indicate that the carrying amounts may not be recoverable. The assessment requires the use of judgment and estimates.

Estimate of fair value of completed investment properties and investment properties under development

The best evidence of fair value is current prices in an active market for similar lease and other contracts. In the absence of such information, we determine the amount within a range of reasonable fair value estimates. In making its judgment, we consider information from a variety of sources including:

- current prices in an active market for properties of different nature, condition or location (or subject to different lease or other contracts), adjusted to reflect those differences, by reference to independent valuations; and
- recent prices of similar properties in less active markets, with adjustments to reflect any changes in economic conditions since the date of the transactions that occurred at those prices, by reference to independent valuations.

In the case of investment properties under development, their fair value reflects the expectations of market participants of the value of the properties when they are completed, less deductions for the costs required to complete the projects and appropriate adjustments for profit and risk. The valuation and all key assumptions used in the valuation should reflect market conditions at the balance sheet date. The key assumptions include value of completed properties, period of development, outstanding construction costs, finance costs, other professional costs, risk associated with completing the projects and generating income after completion and investors' return as a percentage of value or cost. The fair value is made by reference to independent valuation.

Current taxation and deferred taxation

We are subject to taxation in mainland China and Hong Kong. Judgment is required in determining the amount of the provision for taxation and the timing of payment of the related taxation. There are many transactions and calculations for which the ultimate tax determination is uncertain during the ordinary course of business. Where the final tax outcome of these matters is different from the amounts that were initially recorded, such differences will impact the income tax and deferred tax provisions in the periods in which such determination are made.

Deferred tax assets relating to certain temporary differences and tax losses are recognized as management considers it is probable that future taxable profit will be available against which the temporary differences or tax losses can be utilized. Where the expectation is different from the original estimate, such differences will impact the recognition of deferred taxation assets and taxation in the periods in which such estimate is changed.

Depreciation and amortization

We depreciate our hotel properties, buildings, furniture and office equipment and motor vehicles on a straight line basis over the estimated useful life of 28 to 50 years, 50 years, 5 years and 3 to 5 years, respectively, and after taking into account of their estimated residual value, commencing from the date the asset is placed into productive use. The estimated useful lives and dates that we place the properties and equipment into productive use reflect our estimate of the periods that we intend to derive future economic benefits from the use of our assets.

Acquisition of subsidiaries

The initial accounting on the acquisition of subsidiaries involves identifying and determining the fair values to be assigned to the identifiable assets, liabilities and contingent liabilities of the acquired entities. The fair values of investment properties and development properties held for sale are determined by reference to market prices or present value of expected net cash flows from the assets. Any changes in the assumptions used and estimates made in determining the fair values, and management's ability to measure reliably the contingent liabilities of the acquired entity will impact the carrying amount of these assets and liabilities, as well as the amount of goodwill and negative goodwill from the acquisition.

CERTAIN INCOME STATEMENT ITEMS

Revenue

We consider the revenues generated for our business from both a business segments perspective and geographic area perspective. We have four business segments, including property development, property management, hotel operations and property investment. Each business segment can be further divided into three main geographical areas, namely the Yangtze River Delta Economic Zone (including Shanghai, Hangzhou and Ningbo), the Huanbohai Economic Zone (including Beijing, Tianjin, Dalian, Taiyuan and Qinhuaogdao) and the Pearl River Delta Economic Zone (including Guangzhou, Huizhou and Zhongshan). The following table sets forth our revenue derived from each of our business segments, both in an absolute amount and as a percentage of total revenues for the years presented.

| | Year ended December 31, | | | | | | | Six months ended June 30, | | | | | |
|----------------------------------|-----------------------------------|--------------|-----------------|--------------|-----------------|----------------|--------------|---------------------------|--------------|----------------|--------------|--------------|--|
| | 2016 | | 2017 | | 2018 | | | 2018 | | 2019 | | | |
| | HK\$ | % | HK\$ | % | HK\$ | US\$ | % | HK\$ | % | HK\$ | US\$ | % | |
| | (unaudited) | | | | | | | (unaudited) | | | | | |
| | (in millions, except percentages) | | | | | | | | | | | | |
| Property development | 14,327.9 | 88.1 | 11,352.0 | 82.1 | 9,722.3 | 1,241.6 | 73.1 | 3,054.7 | 61.5 | 4,669.9 | 597.9 | 64.7 | |
| Property management | 843.2 | 5.2 | 936.0 | 6.7 | 1,136.2 | 145.1 | 8.5 | 504.0 | 10.2 | 559.3 | 71.6 | 7.7 | |
| Hotel operations (Note). | 247.2 | 1.5 | 408.3 | 3.0 | 432.2 | 55.2 | 3.3 | n/a | n/a | n/a | n/a | n/a | |
| Property investment | 837.4 | 5.2 | 1,127.6 | 8.2 | 2,002.8 | 255.8 | 15.1 | 1,092.3 | 22.0 | 1,497.8 | 191.8 | 20.7 | |
| Infrastructure (Note). | n/a | n/a | n/a | n/a | n/a | n/a | n/a | 314.1 | 6.3 | 495.3 | 63.4 | 6.9 | |
| Total | 16,255.7 | 100.0 | 13,823.9 | 100.0 | 13,293.5 | 1,697.7 | 100.0 | 4,965.1 | 100.0 | 7,222.3 | 924.7 | 100.0 | |

Note: In the period ended 30 June 2019, the management had reassessed and changed the Group's reportable operating segments in accordance with their economic characteristics. The previously reported property investment and hotel operations segments are combined as commercial properties investment segment, while the infrastructure business which was previously included within the property development segment, is now separately reported. The corresponding segment information for the period ended 30th June 2018 has been re-presented accordingly.

Revenue from property development, which represents proceeds from the sale of our properties, accounted for 88.1%, 82.1%, 73.1%, 61.5% and 64.7% of our total revenue for the years ended December 31, 2016, 2017 and 2018 and the six months ended June 30, 2018 and 2019, respectively. Our revenue from property development is mainly dependent upon the type and GFA of the properties we have available for sale

during that period, the market demand for those properties and the unit price at which we are able to sell such properties. Conditions in the property markets in which we operate change from period to period and are significantly affected by the general economic, political and regulatory developments in China.

Revenue from property management, which represents fees for property management services we provide to properties owners, accounted for 5.2%, 6.7%, 8.5%, 10.2% and 7.7% of our total revenue for the years ended December 31, 2016, 2017 and 2018 and the six months ended June 30, 2018 and 2019, respectively.

Revenue from property investment, which represents rentals from properties held by us for long-term rental yields or for capital appreciation or both, accounted for 5.2%, 8.2%, 15.1%, 22.0% and 20.7% of our total revenue for the years ended December 31, 2016, 2017 and 2018 and the six months ended June 30, 2018 and 2019, respectively.

Revenue from hotels operations accounted for 1.5%, 3.0% and 3.3% of our total revenue for the years ended December 31, 2016, 2017 and 2018, respectively.

The following table sets forth our revenue by business segments and geographical areas for the years presented.

| | Year ended December 31, | | | |
|--|-------------------------|---------|---------|-------------|
| | 2016 | 2017 | 2018 | |
| | HK\$ | HK\$ | HK\$ | US\$ |
| | | | | (unaudited) |
| | (in millions) | | | |
| Property Development | | | | |
| Yangtze River Delta Economic Zone ⁽¹⁾ . . | 2,893.3 | 2,383.2 | 3,034.8 | 388.6 |
| Huanbohai Economic Zone ⁽²⁾ | 6,617.9 | 2,125.8 | 2,705.6 | 346.4 |
| Pearl River Delta Economic Zone ⁽³⁾ | 4,816.7 | 6,843.0 | 3,981.9 | 509.8 |
| Property Management | 843.2 | 936.0 | 1,136.2 | 145.5 |
| Hotel Operations | | | | |
| Yangtze River Delta Economic Zone ⁽¹⁾ . . | 75.6 | 231.7 | 260.3 | 33.3 |
| Huanbohai Economic Zone ⁽²⁾ | 110.4 | 127.0 | 125.4 | 16.1 |
| Pearl River Delta Economic Zone ⁽³⁾ | 61.2 | 49.6 | 46.5 | 6.0 |
| Property Investment | | | | |
| Yangtze River Delta Economic Zone ⁽¹⁾ . . | 375.9 | 581.0 | 749.6 | 96.0 |
| Huanbohai Economic Zone ⁽²⁾ | 262.8 | 306.7 | 926.5 | 118.6 |
| Pearl River Delta Economic Zone ⁽³⁾ | 198.7 | 239.9 | 326.7 | 41.8 |

(1) Yangtze River Delta Economic Zone corresponds to “eastern China” in our financial statements and related Notes, which includes Shanghai, Hangzhou, Ningbo, Kunshan, Cixi and Taicang.

(2) Huanbohai Economic Zone corresponds to “northern China” in our financial statements and related Notes, which includes Beijing, Tianjin, Dalian, Taiyuan and Qinhuangdao.

(3) Pearl River Delta Economic Zone corresponds to “southern China” in our financial statements and related Notes, which includes Guangzhou, Huizhou, Zhongshan and Hong Kong.

Cost of sales

Our cost of sales consists primarily of costs we incur directly associated with our property development activities, such as land costs, construction costs, borrowing costs directly attributable to the construction of our properties and other direct costs.

Land cost represents cost relating to acquisition of the rights to occupy, use and develop land, including land premiums, demolition and resettlement costs, and other land-related taxes and government surcharges. Construction costs includes costs for the design and construction of a property project, consisting primarily of fees paid to our contractors, including contractors responsible for civil engineering construction, landscaping, equipment installation and interior decoration, as well as infrastructure construction costs and design costs. Our construction costs are affected by a number of factors such as price movements of construction materials, location and types of properties, choices of materials and investments in ancillary facilities. Substantially all of the costs of construction materials, whether procured by ourselves or by our contractors, are accounted for as part of the contractor fees upon settlement with the relevant contractors.

Fair value gains on investment properties

Fair value gains on an investment property represents the excess of the current estimated value over the carrying value of the investment property. Upward or downward fair value adjustments are unrealized capital gains or losses on an investment property as of the relevant balance sheet date. The amount of fair value gain or loss attributable to an investment property depends on the prevailing property market conditions and such gains or losses are non-cash gains or losses which do not generate any cash inflow or outflow as long as we hold the relevant investment property.

Other Gains, net

Other gains are comprised of excess of acquirer's interest over cost of acquisition, gain on disposal of subsidiaries, loss on disposal of certain equity interest in a subsidiary, dividend income from unlisted investments, government grants, fair value profit or loss on financial assets at fair value through profit or loss.

Selling and Marketing Expenses

Our selling and administrative costs consist primarily of sales personnel expenses, advertising and promotion expenses, travel expenses and other expenses in relation to the sale of properties.

General and Administrative Expenses

Our general and administrative expenses mainly include staff costs, management expenses of our headquarters and regional offices and depreciation and amortization charges, partially offset by exchange gains.

Finance Costs

Our finance costs consist primarily of interest expenses for our bank loans, senior Notes and convertible bonds, net of any capitalized interest. We capitalize our borrowing costs as part of the costs for a property development when there is evidence that the borrowing is used to finance such property development until the construction of the property development is completed. Since the development period for a property development does not necessarily coincide with the repayment period of the relevant loan, not all of the interest costs related to a property development can be capitalized. As a result, finance costs for a given period on its own may not reflect the level of our borrowings and they tend to fluctuate as a percentage of revenue, depending on the timing of capitalization.

Taxation

Our taxation expenses primarily consist of Hong Kong profits tax, PRC corporate income tax accrued by our operating subsidiaries and LAT. We are exempt from taxation in Bermuda until March 28, 2035. Our subsidiaries in the British Virgin Islands were incorporated under the International Business Companies Act (now the BVI Business Companies Act, 2004) of the British Virgin Islands, or the BVI Business Companies Act, 2004 of the British Virgin Islands, and are not liable to pay any form of taxation in the British Virgin Islands.

PRC Enterprise Income Tax and PRC Withholding Income Tax

Most of our PRC subsidiaries were subject to PRC enterprise income tax of 33% prior to January 1, 2008 (consisting of 30% income tax for foreign-invested enterprises and 3% local income tax). Effective from January 1, 2008, this has been reduced to 25% pursuant to the new Enterprise Income Tax Law which adopts a uniform income tax rate of 25% on the taxable income of both domestic enterprises and foreign-investment enterprises. Under the new tax law, the preferential corporate income tax rate applicable to certain of our group companies established and operated before the promulgation of the new tax law will be gradually increased to 25% in a five-year transition period starting from January 1, 2008.

Since January 1, 2008, dividends paid by our PRC subsidiaries to their non-PRC parent companies are subject to a 10% withholding tax, unless there is a tax treaty between the PRC and the jurisdiction in which the overseas parent company is incorporated, which specifically exempts or reduces such withholding tax. We have established a number of subsidiaries in Hong Kong, to which our principal British Virgin Islands subsidiaries transferred their interests in our PRC subsidiaries. Pursuant to a double tax arrangement between Hong Kong and the PRC, if the non-PRC parent company is a Hong Kong resident and directly holds a 25% (or more) interest in the PRC enterprise, such withholding tax rate may be lowered to 5%. Gains on disposal of an investment in the PRC by overseas holding companies may be subject to a withholding tax of 10%.

Hong Kong Profits Tax

We are subject to Hong Kong profits tax at the rate of 16.5% on our assessable profit in Hong Kong.

Land Appreciation Tax

We estimate and make provisions for the full amount of applicable LAT in accordance with the requirements set forth in the relevant PRC tax laws and regulations, but only pay a portion of such provisions each year as required by the local tax authorities. We cannot assure you that our LAT provisions are sufficient to cover our LAT obligations or that the tax authorities will agree with the basis on which we calculate our LAT obligations. See “Risk Factors – Risks Relating to Our Business – The PRC tax authorities may increase LAT prepayment rate, settle the full amount of LAT or challenge the basis on which we calculate our LAT obligations.”

For the years ended December 31, 2016, 2017, 2018 and six months ended June 30, 2018 and 2019, LAT charged to our income tax expenses were, HK\$455.8 million, HK\$1,054.1 million, HK\$1,130.2 million (US\$144.7 million), HK\$277.5 million and HK\$694.0 million (US\$88.9 million), respectively. Our LAT provision balance as of December 31, 2016, 2017, 2018 and Jun 30, 2019 totaled HK\$4,726.7 million, HK\$5,914.9 million, HK\$5,935.7 million (US\$760.0 million) and HK\$6,226.4 million (US\$797.2 million), respectively.

Non-controlling interests

Non-controlling interests represent our profit after taxation that is attributable to minority shareholders of our non-wholly owned subsidiaries.

OUR RESULTS OF OPERATIONS

The following table sets forth, for the years indicated, certain items derived from our consolidated income statements.

| | Year ended December 31, | | | | For the six months ended June 30, | | |
|--|---------------------------------------|-------------------|--------------------|------------------|-----------------------------------|------------------|-----------------|
| | 2016 | 2017 | 2018 | | 2018 | 2019 | |
| | HK\$ | HK\$ | HK\$ | US\$ | HK\$ | HK\$ | US\$ |
| | | | | (unaudited) | (unaudited) | (unaudited) | (unaudited) |
| | (in thousands, except for percentage) | | | | | | |
| Consolidated income statement data: | | | | | | | |
| Revenues | 16,255,697 | 13,823,946 | 13,293,532 | 1,702,051 | 4,965,091 | 7,222,307 | 924,716 |
| Cost of sales | (11,776,266) | (8,738,475) | (6,765,596) | (866,240) | (2,588,732) | (3,450,032) | (441,728) |
| Gross profit | 4,479,431 | 5,085,471 | 6,527,936 | 835,811 | 2,376,359 | 3,772,275 | 482,988 |
| Fair value gains on investment properties | 2,604,091 | 5,003,235 | 4,673,345 | 598,357 | 2,076,730 | 1,385,215 | 177,357 |
| Other gains, net | 84,110 | 207,580 | 161,935 | 20,734 | 141,307 | 268,491 | 34,377 |
| Selling and marketing expenses | (413,440) | (328,673) | (378,153) | (48,417) | (102,303) | (315,696) | (40,420) |
| General and administrative expenses | (1,218,331) | (1,349,594) | (1,581,856) | (202,535) | (752,637) | (768,660) | (98,416) |
| Finance income | 79,439 | 43,918 | 173,949 | 22,272 | 133,228 | 180,856 | 23,156 |
| Finance costs | (132,484) | (5,242) | (578,319) | (74,046) | (293,823) | (454,581) | (58,203) |
| Share of profit of associates | 1,645 | 2,408 | 1,637 | 210 | (65) | (3,109) | (398) |
| Share of profit/(loss) of joint ventures | 143,844 | 86,701 | (6,152) | (788) | 43,533 | 54,753 | 7,010 |
| Profit before taxation | 5,628,305 | 8,745,804 | 8,994,322 | 1,151,598 | 3,622,329 | 4,119,544 | 527,451 |
| Taxation | (1,785,631) | (2,933,984) | (3,171,723) | (406,095) | (1,154,819) | (1,416,387) | (181,349) |
| Profit for the year/period | 3,842,674 | 5,811,820 | 5,822,599 | 745,503 | 2,467,510 | 2,703,157 | 346,102 |
| Attributable to: | | | | | | | |
| Equity holders of the company | 3,868,433 | 5,796,385 | 5,775,467 | 739,468 | 2,473,415 | 2,654,976 | 339,933 |
| Non-controlling interests | (25,759) | 15,435 | 47,132 | 6,035 | (5,905) | 48,181 | 6,169 |
| Other comprehensive income | | | | | | | |
| Items that may be reclassified subsequently to profit or loss: | | | | | | | |
| Fair value gains on available-for-sale financial assets. | 47,336 | 378,207 | — | — | — | — | — |
| Assets revaluation reserve realised upon disposal of properties held for sale. | (37,181) | (335,845) | (87,746) | (11,235) | (17,023) | (53,230) | (6,815) |
| Deferred tax | 5,882 | 62,672 | 33,081 | 4,236 | 6,418 | 24,660 | 3,157 |
| Currency translation difference | (3,657,544) | 4,138,294 | (3,205,050) | (410,362) | (611,013) | (231,800) | (29,679) |
| Items that will not be reclassified subsequently to profit or loss: | | | | | | | |
| Fair value loss on financial assets at fair value through other comprehensive income | — | — | (273,347) | (34,998) | (316,579) | (318,770) | (40,814) |
| Deferred tax | — | — | 68,337 | 8,750 | 79,145 | 80,872 | 10,355 |
| Other comprehensive (loss)/income for the year/period, net of tax. | (3,641,507) | 4,243,328 | (3,464,725) | (443,609) | (859,052) | (498,268) | (63,796) |
| Total comprehensive income for the year | 201,167 | 10,055,148 | 2,357,874 | 301,894 | 1,608,458 | 2,204,889 | 282,306 |
| Attributable to: | | | | | | | |
| Equity holders of the company | 362,050 | 9,899,791 | 2,410,104 | 308,581 | 1,632,479 | 2,165,791 | 277,300 |
| Non-controlling interests. | (160,883) | 155,357 | (52,230) | (6,687) | (24,021) | 39,098 | 5,006 |

Six months ended June 30, 2019 compared with six months ended June 30, 2018

Revenue

Our revenue increased by 45.5% to HK\$7,222.3 million (US\$924.7 million) for the first half of 2019 from HK\$4,965.1 million for the first half of 2018. The increase was primarily due to the revenue generated by our diversified business model, which consists of property sales of HK\$4,669.9 million, commercial property investment of HK\$1,497.8 million, property management of HK\$559.3 million and infrastructure of HK\$495.3 million, and all of which witnessed a growth compared to the first half of 2018.

Our delivery volume, in terms of GFA of properties delivered by us, increased by 55.7% to 241,974 sq.m. for the first half of 2019 as compared to 155,421 sq.m. for the first half of 2018 due to the increase of the amount of our property delivery. The average selling price for delivered and completed properties increased by 3.6% to RMB16,374 per sq.m. for the first half of 2019 from RMB15,808 per sq.m. for the first half of 2018.

For the first half of 2019, our revenue was generated primarily from the sale and delivery of Hopson Regal Riviera (合生珠江帝景) and Hopson Xijing Garden (合生熹景花園) in Guangzhou, Hopson No. 8 Royal Park (合生霄雲路8號) in Beijing, Hopson Asset Seascape Residence (合生財富海景公館) and Hopson Sheshan Dongziyuan (合生佘山東紫園) in Shanghai and Hopson International New City (合生國際新城) in Huizhou.

Our contracted sales, which include sales secured by contracts for which we have yet to deliver completed properties, increased by 66.3% to RMB10,369.0 million (US\$1,327.6 million) for the first half of 2019 from RMB6,235.0 million for the first half of 2018.

Average contracted selling price decreased by 2.9% to RMB13,188.0 per sq.m. for the first half of 2019 from RMB12,818.0 per sq.m. for the first half of 2018.

Cost of sales

Our cost of sales increased by 33.3% to HK\$3,450.0 million (US\$441.7 million) for the first half of 2019 from HK\$2,588.7 million for the first half of 2018, due to the increase of the amount of property delivered and the improvement of delivery standard compared with the first half of 2018. As a percentage of revenue, cost of sales decreased to 47.8% for the first half of 2019 from 52.1% for the first half of 2018.

Gross profit and gross profit margin

Our gross profit increased by 58.7% to HK\$3,772.3 million (US\$483.0 million) for the first half of 2019 from HK\$2,376.4 million for the first half of 2018. Our gross profit margin for the first half of 2019 increased to 47.9% from 52.2% for the first half of 2018, which was primarily attributable to the larger proportion of improvement products, which have higher gross profit margins, being delivered during the period.

Fair value gains on investment properties

Our fair value gains on investment properties decreased by 33.3% to HK\$1,385.2 million (US\$177.4 million) for the first half of 2019 from HK\$2,076.7 million for the first half of 2018. The reason for this decrease was due to the slower growth rate of fair value gains on investment properties compared with the first half of 2018.

Other gains, net

We recognized the other gains, net of HK\$268.5 million (US\$34.4 million) for the first half of 2019 compared to HK\$141.3 million for the first half of 2018. Other gains, net for the first half of 2019 primarily consisted of (i) dividend income of HK\$157.4 million from investment in listed and unlisted securities; (ii) fair value loss on financial assets at fair value through profit or loss of HK\$8.4 million; (iii) gains from disposal of listed securities of HK\$73.3 million; (iv) net exchange gains of HK\$8.5 million; and (v) other net gains of HK\$37.7 million.

Selling and marketing expenses

Our selling and marketing expenses increased by 208.6% to HK\$315.7 million (US\$40.4 million) for the first half of 2019 from HK\$102.3 million for the first half of 2018. This increase was primarily due to the increase in costs of sales promotion and sales marketing. Selling and marketing expenses as a percentage of revenue increased to 4.4% for the first half of 2019 from 2.1% for the first half of 2018.

General and administrative expenses

Our general and administrative expenses slightly increased by 2.1% to HK\$768.7 million (US\$98.4 million) for the first half of 2019 from HK\$752.6 million for the first half of 2018. This increase was primarily due to the increase in business travel expenses incurred by increased numbers of business negotiation, and the increase in maintenance fee resulted from the automation of the accounting system.

Finance income

Our finance income increased by 35.7% to HK\$180.9 million (US\$23.2 million) for the first half of 2019 from HK\$133.2 million for the first half of 2018. This increase was primarily due to our effective and diversified investment management, which resulted in an increase of 15% in loan receivables, leading to higher interest income.

Finance costs

Our gross interest expense before capitalisation increased by 17.0% to HK\$2,040.0 million (US\$261.2 million) for the first half of 2019 from HK\$1,744.0 million for the first half of 2018. This increase was attributable to the increase in borrowings from banks and financial institutions during the first half of 2019 as compared to the same period of last year. The effective interest rate in respect of our borrowings was approximately 6.6% per annum for the first half of 2019 as compared to approximately 5.9% per annum for the first half of 2018.

Our finance costs increased by 54.7% to HK\$454.6 million (US\$58.2 million) for the first half of 2019 from HK\$293.8 million for the first half of 2018. The increase was primarily due to the completion of certain projects, which prevented the recapitalization of the loan interest of these projects.

Share of profit/(loss) of joint ventures

Our share of profits/(loss) of joint ventures increased by 25.8% to share of profit of HK\$54.8 million (US\$7.0 million) for the first half of 2019 from share of profit of HK\$43.5 million for the first half of 2018. The increase was primarily due to the repayment of certain long-term loans, which resulted in a decrease in interest expenses.

Taxation

Our tax expenses increased by 22.7% to HK\$1,416.4 million (US\$181.3 million) for the first half of 2019 from HK\$1,154.8 million for the first half of 2018, mainly reflecting the increase of main taxation categories (including VAT and LAT) resulted from the increase of our sales. The effective tax rate increased to 34.4% for the first half of 2019 from 31.9% for the first half of 2018. The higher effective tax rate for the first half of 2019 was mainly due to the land appreciation tax clearance of certain projects with high land appreciation tax rate in the first half of 2019 for the property development segment.

Profit attributable to equity holders

As a result of the foregoing, including the HK\$1,385.2 million (US\$177.4 million) fair value gain on investment properties for the first half of 2019, our profit attributable to equity holders increased by 7.3% to HK\$2,655.0 million (US\$339.9 million) for the first half of 2019 from HK\$2,473.4 million for the first half of 2018. Our profit increased by 10.0% to HK\$2,703.2 million (US\$346.1 million) for the first half of 2019 from HK\$2,467.5 million for the first half of 2018. Our net profit margin decreased to 37.4% for the first half of 2019 from 49.7% for the first half of 2018.

Year ended December 31, 2018 compared with year ended December 31, 2017

Revenue

Our revenue decreased by 3.8% to HK\$13,293.5 million (US\$1,702.1 million) in 2018 from HK\$13,823.9 million in 2017. The decrease was primarily due to the longer collection term of sales receivable in 2018.

Our delivery volume, in terms of GFA of properties delivered by us, decreased by 38.6% to 466,623.0 sq.m. in 2018 as compared to 760,134.0 sq.m. in 2017 due to the decrease of the amount of our property delivery. The average selling price for delivered and completed properties increased by 30% to RMB15,431.0 per sq.m. in 2018 from RMB11,847.0 per sq.m. in 2017.

In 2018, our revenue was generated primarily from the sale and delivery of Hopson Hushan Guoji Villa (合生湖山國際) and Hopson Regal Riviera (合生珠江帝景) in Guangzhou, Hopson No. 8 Royal Park (合生霄雲路8號) in Beijing, Hopson Asset Seascape Residence (合生財富海景公館) in Shanghai, Hopson International New City (合生國際新城) in Huizhou and Hopson Regal (合生帝景) in Shanxi.

Our contracted sales, which include sales secured by contracts for which we have yet to deliver completed properties, increased by 62.3% to RMB14,975.0 million (US\$1,917.3 million) in 2018 from RMB9,228.0 million in 2017.

Average contracted selling price also decreased by 8.9% to RMB11,547.0 per sq.m. in 2018 from RMB12,680.0 per sq.m. in 2017.

Cost of sales

Our cost of sales decreased by 22.6% to HK\$6,765.6 million (US\$866.2 million) in 2018 from HK\$8,738.5 million in 2017, due to our management optimization and costs control in 2018. As a percentage of revenue, cost of sales decreased to 50.9% in 2018 from 63.2% in 2017.

Gross profit and gross profit margin

Our gross profit increased by 28.4% to HK\$6,527.9 million (US\$835.8 million) in 2018 from HK\$5,085.5 million in 2017. Our gross profit margin for 2018 increased to 49.1% from 36.8% for 2017, which was primarily attributable to our improved operational management capabilities and stable rate of return from our high-quality and high-price projects.

Fair value gains on investment properties

Our fair value gains on investment properties decreased slightly by 6.6% to HK\$4,673.3 million (US\$598.4 million) in 2018 from HK\$5,003.2 million in 2017. The reason for this decrease was due to the slower growth rate of fair value gains on investment properties compared with 2017.

Other gains, net

We recognized the other gains, net of HK\$161.9 million (US\$20.7 million) in 2018 compared to HK\$207.6 million in 2017. Other gains, net in 2018 primarily consisted of (i) gains from disposal of listed securities of HK\$8.0 million; (ii) gains from disposal of assets of HK\$0.2 million; (iii) grants amounting to HK\$65.4 million in total from government authorities in Mainland China; (iv) fair value loss on financial assets at fair value through profit or loss of HK\$72.3 million; (v) dividend income of HK\$149.2 million from investment in listed and unlisted securities; (vi) net exchange gains of HK\$11.4 million; and (vii) goodwill impairment of HK\$0.02 million.

Selling and marketing expenses

Our selling and marketing expenses increased by 15.1% to HK\$378.2 million (US\$48.4 million) in 2018 from HK\$328.7 million in 2017. This increase was primarily due to the increase of the amount of the properties we launched in 2018. Selling and marketing expenses as a percentage of revenue increased to 2.8% in 2018 from 2.4% in 2017.

General and administrative expenses

Our general and administrative expenses increased by 17.2% to HK\$1,581.9 million (US\$202.5 million) in 2018 from HK\$1,349.6 million in 2017. This increase was primarily due to (i) the increased number of employees, (ii) the increased social insurance expenses and accumulation funds, and (iii) the growing service fees for system upgrade.

Finance income

Our finance income increased by 296.1% to HK\$173.9 million (US\$22.3 million) in 2018 from HK\$43.9 million in 2017. This increase was primarily due to our financial management through diversified investments.

Finance costs

Our gross interest expense before capitalisation increased by 8.5% to HK\$3,426.0 million (US\$438.7 million) in 2018 from HK\$3,158.0 million in 2017. This increase was attributable to the increase in weighted average interest rate in 2018 as compared to the previous year. The effective interest rate in respect of our borrowings was approximately 6.0% per annum in 2018 as compared to approximately 5.8% per annum in 2017.

Our finance costs increased by 11,021.2% to HK\$578.3 million (US\$74.0 million) in 2018 from HK\$5.2 million in 2017. The increase was primarily due to the completion of some commercial projects whose loan interest cannot be capitalized.

Share of profit/(loss) of joint ventures

Our share of profits/(loss) of joint ventures decreased by 107.1% to share of loss of HK\$6.2 million (US\$0.8 million) in 2018 from share of profit of HK\$86.7 million in 2017. The decrease was primarily due to the decrease of fair value gain from Beijing Mandarin Oriental Project, one of our joint ventures, which resulted in the decrease of our share profit.

Taxation

Our tax expenses increased by 8.1% to HK\$3,171.7 million (US\$406.1 million) in 2017 from HK\$2,934.0 million in 2017, mainly reflecting the increase of main taxation categories (including VAT and LAT) resulted from the increase of our sales. The effective tax rate increased to 35.3% in 2018 from 33.5% in 2017. The higher effective tax rate in 2018 was mainly due to the fact that the

land appreciation tax rate applicable to the major projects delivered this year was higher than that for the major projects in the previous year.

Profit attributable to equity holders

As a result of the foregoing, including the HK\$4,673.3 million (US\$598.4 million) fair value gain on investment properties in 2018, our profit attributable to equity holders decreased by 0.4% to HK\$5,775.5 million (US\$739.5 million) in 2018 from HK\$5,796.4 million in 2017. Our profit increased by 0.2% to HK\$5,822.6 million (US\$745.5 million) in 2018 from HK\$5,811.8 million in 2017. Our net profit margin increased to 43.8% in 2018 from 42.0% in 2017.

Year ended December 31, 2017 compared with year ended December 31, 2016

Revenue

Our revenue decreased by 15.0% to HK\$13,823.9 million in 2017 from HK\$16,255.7 million in 2016. The decrease was primarily due to the decrease of our property delivery volume in 2017.

Our delivery volume, in terms of GFA of properties delivered by us, decreased by 23.5% to 760,134 sq.m. in 2017 as compared to 993,635 sq.m. in 2016 due to the general downturn of the real property market in the PRC. The average selling price for delivered and completed properties remained flat at RMB11,847.0 per sq.m. in 2017 with RMB11,815.0 per sq.m. in 2016.

In 2017, our revenue was generated primarily from the sale and delivery of Hopson Hushan Guoji Villa (合生湖山國際) and Hopson Regal Riviera (合生珠江帝景) in Guangzhou, Hopson No. 8 Royal Park (合生霄雲路8號) in Beijing, Hopson Asset Seascape Residence (合生財富海景公館) in Shanghai and Hopson International New City (合生國際新城) in Huizhou.

Our contracted sales, which include sales secured by contracts for which we have yet to deliver completed properties, increased by 14.1% to RMB9,228.0 million in 2017 from RMB8,089.0 million in 2016.

Average contracted selling price also increased by 15.5% to RMB12,680.0 per sq.m. in 2017 from RMB10,975.0 per sq.m. in 2016.

Cost of sales

Our cost of sales decreased by 25.8% to HK\$8,738.5 million in 2017 from HK\$11,776.3 million in 2016, corresponding to the decrease in recognised sales in 2017. As a percentage of revenue, cost of sales decreased to 63.2% in 2017 from 72.4% in 2016.

Gross profit and gross profit margin

Our gross profit increased by 13.5% to HK\$5,085.5 million in 2017 from HK\$4,479.4 million in 2016. Our gross profit margin for 2017 increased to 36.8% from 27.6% for 2016, which was primarily attributable to the increase in the proportion of the delivery of projects with relatively higher gross profit margins in 2017, such as Hopson No. 8 Royal Park (合生霄雲路8號) in Beijing and Hopson Regal Riviera (合生珠江帝景) in Guangzhou.

Fair value gains on investment properties

Our fair value gains on investment properties increased by 92.1% to HK\$5,003.2 million in 2017 from HK\$2,604.1 million in 2016. The reason for this increase was due to the completion of construction of Hopson One Shopping Mall.

Other gains, net

We recognized the other gains, net of HK\$207.6 million in 2017 compared to HK\$84.1 million in 2016. Other gains, net in 2017 primarily consisted of (i) dividend income of HK\$147.0 million from investment in listed and unlisted securities; (ii) grants amounting to HK\$14.5 million in total from government authorities in Mainland China; (iii) fair value gain of HK\$47.8 million from listed securities; (iv) goodwill impairment of HK\$0.1 million; (v) gain on disposal of financial assets at fair value through profit or loss of HK\$6.8 million; (vi) gain on disposal of land of HK\$18.7 million; and (vii) net exchange loss of HK\$26.9 million.

Selling and marketing expenses

Our selling and marketing expenses decreased by 20.5% to HK\$328.7 million in 2017 from HK\$413.4 million in 2016. This decrease was primarily due to the slow-down of our marketing efforts as the governmental control over real estate market in China remains stringent. Selling and marketing expenses as a percentage of revenue decreased slightly to 2.4% in 2017 from 2.5% in 2016.

General and administrative expenses

Our general and administrative expenses increased by 10.8% to HK\$1,349.6 million in 2017 from HK\$1,218.3 million in 2016. This increase was primarily due to increased management costs for the upgrade of our property management system and information system.

Finance income

Our finance income decreased by 44.7% to HK\$43.9 million in 2017 from HK\$79.4 million in 2016. This decrease was primarily due to decreased amount of interest income from financial institutions.

Finance costs

Our gross interest expense before capitalisation decreased by 0.3% to HK\$3,158.0 million in 2017 from HK\$3,166.0 million in 2016. This decrease was attributable to the decline in weighted average interest rate in 2017 compared to 2016. The effective interest rate in respect of our borrowings was approximately 5.8% per annum in 2017 as compared to approximately 6.4% per annum in 2016.

Our finance costs decreased by 96.1% to HK\$5.2 million in 2017 from HK\$132.5 million in 2016. The decrease was primarily due to decrease in our fees paid for early redemption of our debt securities.

Share of profit of joint ventures

Our share of profits of joint ventures decreased by 39.7% to HK\$86.7 million in 2017 from HK\$143.8 million in 2016. The decrease was primarily due to the decrease of net profit in one of our joint ventures.

Taxation

Our tax expenses increased by 64.3% to HK\$2,934.0 million in 2017 from HK\$1,785.6 million in 2016, mainly reflecting the increase in profit before tax. The effective tax rate increased to 33.5% in 2017 from 31.7% in 2016. The higher effective tax rate in 2017 was mainly due to the fact that the LAT rate applicable to the major projects delivered in 2017 was higher than that for major projects delivered in 2016.

Profit attributable to equity holders

As a result of the foregoing, including the HK\$5,003.2 million fair value gain on investment properties in 2017, our profit attributable to equity holders increased by 49.8% to HK\$5,796.4 million in 2017 from HK\$3,868.4 million in 2016. Our profit increased by 51.2% to HK\$5,811.8 million in 2017 from HK\$3,842.7 million in 2016. Our net profit margin increased to 42.0% in 2017 from 23.6% in 2016.

LIQUIDITY AND CAPITAL RESOURCES

Cash flows

We need cash primarily to fund working capital needs, including land acquisition, payment of construction costs and capital expenditures associated with our hotel investments. We fund our working capital requirements through a variety of sources, including cash from operations (primarily from proceeds of property sales), short-and long-term lines of credit, trust financing arrangements and offerings of debt, equity or equity-linked securities. The availability of these sources of funding and our ability to fund our capital expenditure needs could be affected by our ability to sell our properties and the average selling prices achieved by us, which are largely dependent on the market conditions of the PRC residential property market, and our ability to control our construction schedule and deliver the properties sold by us in a timely manner. The following table presents selected cash flow data from our consolidated cash flow statements for the periods indicated:

| | Year ended December 31, | | | | For the six months ended June 30, | | |
|---|-------------------------|-------------|-------------|---------------------------------------|-----------------------------------|-------------|---------------------|
| | 2016 | 2017 | 2018 | | 2018 | 2019 | |
| | HK\$ | HK\$ | HK\$ | US\$ (unaudited) (in thousands) | HK\$ | HK\$ | US\$ (unaudited) |
| Consolidated statement of cash flow data: | | | | | | | |
| Net cash flows from operating activities . . . | 5,266,507 | 2,593,551 | 5,536,477 | 708,869 | 917,630 | 7,547,317 | 966,329 |
| Net cash used in investing activities . . . | (1,052,049) | (4,784,840) | (3,098,780) | (396,756) | (501,131) | (1,078,711) | (138,113.9) |
| Net cash (used in)/flows from financing activities | (2,560,149) | 1,146,771 | (75,500) | (9,667) | (1,614,352) | 5,500,942 | 704,318.9 |
| Cash and cash equivalents at the end of the year/period | 6,053,733 | 5,396,990 | 7,456,708 | (954,727) | 4,518,219 | 19,373,385 | 2,480,492 |

Operating activities

Our cash used in operations comprises principally the amounts required for our property development activities, which are reflected on our balance sheet as an increase in our property inventory and land use rights. Our cash from operations is generated principally from the proceeds from the sale of our properties, including pre-sale of properties under development and sale of completed properties, and is at times supplemented by an increase in our accruals and other payables, representing primarily of construction costs we have accrued but have yet to pay in connection with our properties under development.

For the six months ended June 30, 2019. Our net cash generated from operating activities of HK\$7,547.3 million (US\$966.3 million) for the first half of 2019 was mainly attributable to contract liabilities of HK\$6,157.5 million.

For the six months ended June 30, 2018. Our net cash generated from operating activities of HK\$917.6 million for the first half of 2018 was mainly attributable to (i) contract liabilities of HK\$2,368.0 million; (ii) payment of properties under development for sale and completed properties for sale of HK\$699.2 million and (iii) prepayments, deposits and other current assets of HK\$685.6 million.

Year ended December 31, 2018. Our net cash generated from operating activities of HK\$5,536.5 million in 2018 was mainly attributable to (i) cash generated from operations of HK\$7,282.1 million, (ii) payment of Hong Kong profits tax of HK\$0.3 million, (iii) payment of PRC's corporate income tax of HK\$1,072.6 million and (iv) payment of PRC's LAT of HK\$841.9 million, offset by interest received of HK\$169.1 million. Cash generated from operations prior to changes in working capital was HK\$4,889.1 million. Changes in working capital contributed to a net cash inflow of HK\$2,393.0 million, comprising primarily (i) an increase in contract liabilities of HK\$4,915.8 million, (ii) an increase in accounts payable of HK\$1,207.3 million and (iii) an increase in accruals and other payables of HK\$611.4 million, partially offset by (i) a decrease in prepayments, deposits and other current assets of HK\$1,236.8 million and (ii) a decrease in account receivable of HK\$200.2 million and (iii) a decrease of properties under development for sale and completed properties for sale of HK\$2,200.4 million.

Year ended December 31, 2017. Our net cash generated from operating activities of HK\$2,593.6 million in 2017 was mainly attributable to (i) cash generated from operations of HK\$3,626.7 million, (ii) refund of Hong Kong profits tax of HK\$10.1 million, (iii) interest received of HK\$39.0 million offset by (i) payment of PRC's corporate income tax of HK\$803.8 million and (ii) payment of PRC's LAT of HK\$278.5 million. Cash generated from operations prior to changes in working capital was HK\$3,671.6 million. Changes in working capital contributed to a net cash outflow of HK\$44.9 million, comprising primarily (i) a decrease in deferred revenue of HK\$3,389.8 million, (ii) a decrease in prepayments, deposits and other current assets of HK\$92.7 million and (iii) a decrease in account receivable of HK\$62.6 million, partially offset by (i) an increase in accounts payable of HK\$1,705.5 million, (ii) an increase of properties under development for sale and completed properties for sale of HK\$1,228.6 million and (iii) an increase in accruals and other payables of HK\$611.4 million.

Year ended December 31, 2016. Our net cash generated from operating activities of HK\$5,266.5 million in 2016 was mainly attributable to (i) cash generated from operations of HK\$6,263.4 million and (ii) interest received of HK\$74.5 million, offset by (i) payment of PRC corporate income tax of HK\$643.1 million and (ii) payment of PRC LAT of HK\$428.4 million. Cash generated from operations prior to changes in working capital was HK\$3,082.9 million. Changes in working capital contributed to a net cash inflow of HK\$3,180.5 million, comprising primarily (i) an increase in properties under development for sale and completed properties for sale of HK\$7,056.0 million and (ii) an increase in accruals and other payables of HK\$291.4 million, partially offset by (i) a decrease in deferred revenue of HK\$2,609.6 million, (ii) a decrease in accounts payable of HK\$980.5 million, (iii) a decrease in prepayment, deposits and other current assets of HK\$423.6 million and (iv) a decrease in accounts receivable of HK\$139.5 million.

Investing activities

For the six months ended June 30, 2019. Our net cash used in investing activities of HK\$1,078.7 million (US\$138.1 million) for the first half of 2019 was mainly attributable to cash inflow generated by (i) financial dividend of HK\$157.0 million, (ii) disposal of financial assets at fair value through profit or loss of HK\$790.0 million, offset by cash outflow generated by (iii) payment of properties and equipment of HK\$626.0 million, (iv) payment for investment property of HK\$437.0 million, and (v) payment for financial assets measured at fair value and whose changes are included in other comprehensive income of HK\$679.0 million, and (vi) capital injection to a joint venture of HK\$277.0 million.

For the six months ended June 30, 2018. Our net cash used in investing activities of HK\$501.1 million for the first half of 2018 was mainly attributable to cash inflow generated by (i) financial dividend of HK\$330.0 million, offset by cash outflow generated by (ii) payment of financial assets purchased at fair value of HK\$270.0 million, and (iii) payment of investment property of HK\$283.0 million.

Year ended December 31, 2018. Our net cash used in investing activities of HK\$3,098.8 million in 2018 primarily consists of (i) payment of HK\$783.9 million in connection with additions of loan receivables, (ii) payment of HK\$967.5 million in connection with additions of investment properties, and (iii) payment of HK\$1,108.6 million in connection with the acquisition of a subsidiary.

Year ended December 31, 2017. Our net cash used in investing activities of HK\$4,784.8 million in 2017 primarily consists of (i) payment of HK\$1,835.1 million in connection with additions of loan receivables, (ii) payment of HK\$1,347.4 million in connection with additions of investment properties, (iii) payment of HK\$812.2 million in connection with prepayment of acquisitions of subsidiaries and (iv) payment of HK\$377.1 million in connection with the acquisition of a subsidiary.

Year ended December 31, 2016. Net cash used in investing activities of HK\$1,052.0 million in 2016 primarily consists of (i) an addition of investment properties of HK\$890.4 million, (ii) an addition of available-for-sale financial assets of HK\$443.1 million and (iii) an addition of properties and equipment of HK\$105.3 million, partially offset by (i) a decrease in pledged or charged bank deposits of HK\$384.1 million and (ii) dividend income of HK\$129.6 million.

Financing activities

For the six months ended June 30, 2019. Our net cash generated from financing activities of HK\$5,500.9 million (US\$704.3 million) for the first half of 2019 was mainly attributable to cash inflow generated by (i) senior notes of HK\$3,864.0 million, (ii) bank borrowings of HK\$10,011.6 million, and (iii) commercial real estate mortgage-backed securities of HK\$2,553.1 million, offset by cash outflow generated by (iv) repayment of bank borrowings of HK\$5,846.0 million, (v) repayment of corporate bonds of HK\$2,278.0 million, (vi) repayment of asset-backed securities of HK\$1,686.0 million, and (vii) payment of interest of HK\$1,659.0 million.

For the six months ended June 30, 2018. Our net cash generated from financing activities of HK\$1,614.4 million for the first half of 2018 was mainly attributable to cash inflow generated by (i) bank borrowings of HK\$5,816.0 million and (ii) commercial real estate mortgage-backed securities of HK\$5,893.0 million, offset by cash outflow generated by (iii) repayment of bank loans of HK\$8,990.0 million, (iv) repayment of corporate bonds of HK\$1,310.0 million, (v) repayment of asset-backed securities of HK\$384 million, and (vi) payment of interest of HK\$1,690 million.

Year ended December 31, 2018. We had net cash used in financing activities of approximately HK\$75.5 million in 2018, primarily due to (i) new long-term bank loans of HK\$12,667.5 million and (ii) new short-term bank loans of HK\$2,554.6 million, partially offset by (i) repayments of bank loans of HK\$15,043.5 million, (ii) repayments of asset-backed securities of HK\$376.1 million and (iii) interest payment of HK\$3,291.0 million.

Year ended December 31, 2017. We had net cash generated from financing activities of approximately HK\$1,146.8 million in 2017, primarily due to (i) new long-term bank loans of HK\$17,317.3 million and (ii) new short-term bank loans of HK\$2,249.2 million, partially offset by (i) repayments of bank loans of HK\$13,101.6 million, (ii) repayments of asset-backed securities of HK\$1,369.6 million and (iii) interest payment of HK\$3,181.6 million.

Year ended December 31, 2016. We had net cash used in financing activities of approximately HK\$2,560.1 million in 2016, primarily due to (i) repayments of bank loans of HK\$22,044.6 million, (ii) payment of interest of HK\$3,347.2 million and (iii) redemption and repayment of senior Notes of HK\$2,325.3 million, partially offset by (i) an addition of long-term bank loans of HK\$11,464.3 million, (ii) an addition of short-term bank loans of HK\$6,840.0 million, (iii) an addition of corporate bonds of HK\$3,680.2 million and (iv) an addition of asset-backed securities of HK\$3,521.5 million.

Working capital, cash and indebtedness

We fund our working capital needs, including land acquisition, payment of construction costs and capital expenditures associated with our hotel investments through a variety of sources, including cash from operations (primarily from proceeds of property sales), short-and long-term lines of credit, and offerings of debt, equity or equity-linked securities. As of December 31, 2016, 2017, 2018 and June 30, 2018 and 2019, we had cash and cash equivalents of HK\$6,053.7 million, HK\$5,397.0 million, HK\$7,456.7 million (US\$954.7 million), HK\$4,518.2 million and HK\$19,373.4 million (US\$2,480.5 million), respectively. There was an increase in cash and cash equivalents as of June 30, 2019 compared to June 30, 2018, primarily reflecting the increase of the increase in contract assets of HK\$3,789.5 million, and the increase of cash inflow generated by fund-raising activity of HK\$7,115.3 million as compared to the first half of 2018. There was an increase in cash and cash equivalents as of December 31, 2018 compared to December 31, 2017, primarily reflecting the increase of our profits and advanced payments, and our proper arrangement of our funds. There was a decrease in cash and cash equivalents of HK\$656.7 million, or 10.8%, as of December 31, 2017 compared to December 31, 2016, primarily reflecting our more active investment activities in 2017.

Borrowings

The following table sets forth the borrowing from us and our consolidated subsidiaries as of the dates indicated.

| | As of December 31, | | | | As of June 30, | |
|---|--------------------|-------------------|-------------------|---------------------------------------|-------------------|---------------------|
| | 2016 | 2017 | 2018 | | 2019 | |
| | HK\$ | HK\$ | HK\$ | US\$ (unaudited) (in thousands) | HK\$ | US\$ (unaudited) |
| Non-current | | | | | | |
| Bank and financial institution borrowings | 29,183,000 | 35,810,619 | 36,026,674 | 4,612,713 | 35,327,206 | 4,523,156 |
| Corporate bonds | 3,449,758 | — | — | — | — | — |
| Asset-backed securities | 2,581,087 | 1,816,195 | — | — | — | — |
| Commercial mortgage-backed securities | — | — | 5,629,858 | 720,825 | 8,155,517 | 1,044,200 |
| Senior notes | — | — | — | — | 3,842,481 | 491,976 |
| Current | | | | | | |
| Bank and financial institution borrowings | 8,810,163 | 11,537,211 | 9,436,196 | 1,208,173 | 14,131,766 | 6,809,376 |
| Corporate bonds | — | 3,698,135 | 2,280,415 | 291,975 | — | — |
| Asset-backed securities | 728,215 | 327,627 | 1,686,913 | 215,986 | — | — |
| Commercial mortgage-backed securities | — | — | 41,087 | 5,261 | 47,064 | 6,026 |
| Total borrowings | 44,752,223 | 53,189,787 | 55,101,143 | 7,054,933 | 61,504,034 | 7,874,734 |

Bank borrowing

Our total borrowings from banks and financial institutions were HK\$37,993.2 million, HK\$47,347.8 million, HK\$45,462.9 million (US\$5,820.9 million) and HK\$61,504.0 million (US\$7,874.7 million) as of December 31, 2016, 2017, 2018 and June 30, 2019, respectively. Long-term borrowings from banks and financial institutions due more than one year from the respective dates were HK\$29,183.0 million, HK\$35,810.6 million, HK\$36,026.7 million (US\$4,612.7 million) and HK\$47,325.0 million (US\$6,059.3 million) as of December 31, 2016, 2017, 2018 and June 30, 2019. The average interest rate was approximately 6.2%, 5.8%, 6.0% and 6.64% per annum as at the respective dates.

Our ratio of total borrowings from banks and financial institutions to total equity including non-controlling interest was 67.4%, 71.5%, 67.1% and 87.9% as of December 31, 2016, 2017, 2018 and June 30, 2019, respectively. As of June 30, 2019, our banking borrowings were secured by:

- our land cost of approximately HK\$563.4 million (US\$72.1 million);
- our hotel properties of approximately HK\$3,096.1 million (US\$396.4 million);
- our properties under development for sale of approximately HK\$17,127.0 million (US\$2,192.9 million);
- our completed properties for sale of approximately HK\$5,323.7 million (US\$681.6 million);
- our investment properties with an aggregate carrying amount of approximately HK\$41,733.5 million (US\$5,343.4 million);
- our financial assets at fair value through other comprehensive income and available-for-sale financial assets of approximately HK\$2,512.2 million (US\$321.7 million);
- our bank deposits of approximately HK\$750.3 million (US\$96.1 million); and
- our equity interests in subsidiaries of approximately HK\$1,290.1 million (US\$165.2 million).

Senior notes. In June 2019, we issued 7.5% senior notes with an aggregate nominal value of US\$500,000,000 (equivalent to approximately HK\$3,907,590,000) (the “**2022 Notes**”). The 2022 Notes will mature in June 2022 and are repayable at their nominal value of US\$500,000,000. We may redeem all or a portion of the 2022 Notes at the redemption prices specified in the offering circular of the 2022 Notes, plus accrued and unpaid interests to the redemption date, subject to the terms and conditions specified in the offering circular of the 2022 Notes.

Commercial mortgage-backed securities. In June 2018, we issued commercial mortgage-backed securities with an aggregate nominal value of RMB5,600,000,000 (equivalent to approximately HK\$6,391,235,000) (the “**2018 CMBS**”). The 2018 CMBS will mature in 2039 and are repayable at their nominal value of RMB5,600,000,000. Subject to the terms and conditions of the 2018 CMBS, we have the right to redeem all of the Securities every three years (the “**Redeemable Securities**”) from the date of issue, the investor are also entitled to sell back the Redeemable Securities to us on the same date. As at June 30, 2019, the 2018 CMBS are secured by an investment property of approximately HK\$7,840 million and rental receivables of the investment property.

In June 2019, we issued commercial mortgage-backed securities with an aggregate nominal value of RMB2,000,000,000 (equivalent to approximately HK\$2,273,606,000) (the “**Securities**”). The Securities will mature in 2037 and are repayable at their nominal value of RMB2,000,000,000. Subject to the terms and conditions specified in the offering circular of the Securities, we have the right to redeem all of the Securities every three years (the “**Redeemable Securities**”) from the date of issue, the investor are also entitled to sell back the Redeemable Securities to us on the same date. As at 30th June 2019, the Securities are secured by an investment property of approximately HK\$2,581 million and rental receivables of the investment property.

Taking into account available banking facilities and cash flows from our operations, together with net cash generated from the proceeds of this offering, we believe we have sufficient working capital for our capital requirements and foreseeable debt repayment obligations for at least the next 12 months from the date of this offering memorandum.

We intend to continue to fund our future development and debt servicing from existing financial resources and cash generated from operations. We may also raise additional funds through debt or equity offerings or sales or other dispositions of assets in the future to finance all or a portion of our future development, for debt servicing or for other purposes. Our ability to incur additional debt in the future is subject to a variety of uncertainties, including, among other things, the amount of capital that other PRC entities may seek to raise in the domestic and foreign capital markets, economic and other conditions in the PRC that may affect investor demand for our securities and those of other PRC entities, the liquidity of PRC capital markets, restrictions on indebtedness imposed by our outstanding debt instruments, including our 2019 Bonds and our financial condition and results of operations. We intend to continue to utilize long-term debt.

Our borrowings have a range of maturities from less than one year to more than five years. The weighted average interest rate of borrowing costs capitalised for the six months ended June 30, 2019 was approximately 6.6% per annum.

The following table sets forth a summary of the maturity profile for our total borrowings as of June 30, 2019:

| | As of June 30, 2019 | |
|--|---------------------|----------------|
| | HK\$ | US\$ |
| | (in million) | |
| Within one year or on demand | 14,179.0 | 1,815.4 |
| Greater than one year | 47,325.0 | 6,059.3 |
| Total borrowings | 61,504.0 | 7,874.7 |

RESTRICTED CASH

Pursuant to relevant regulations, certain of our project companies are required to deposit a portion of proceeds from the pre-sales of properties into specific bank accounts. Before the completion of the pre-sold properties, the proceeds deposited in the escrow accounts may only be used for the restricted purposes of purchasing construction materials, equipment, making interim construction payments and paying taxes, with the prior approval of the relevant local authorities. As of December 31, 2016, 2017 and 2018 and June 30, 2019, our restricted cash amounted to HK\$261.2 million, HK\$405.8 million, HK\$483.2 million (US\$61.7 million) and HK\$452 million respectively. In addition, as of June 30, 2019, our bank deposits of approximately HK\$359.9 million (US\$46.05 million) was restricted due to pending litigations.

CONTRACTUAL COMMITMENTS

In addition to the payment obligations under our borrowings set forth above, we also have continuing obligations to make payments on land costs, our contract obligations with respect to construction fees, capital contributions to a joint controlled entity and other capital commitments.

The following table sets forth our consolidated capital commitments as of June 30, 2019, which have not been provided for in our accounts:

| | As of June 30, 2019 | |
|--|---------------------|--------------|
| | HK\$ | US\$ |
| | | (unaudited) |
| | (in million) | |
| Contracted but not provided for: | | |
| – Acquisition of land and equity interest in certain land holding entities | 1,160.2 | 148.6 |
| – Property construction costs | 1,656.6 | 212.1 |
| – Capital contribution to an associate | 254.2 | 32.5 |
| Total | 3,071.0 | 393.2 |

In addition, we had operating lease commitments in respect of premises under various non-cancellable operating lease agreements. The following table sets forth our future aggregate minimum lease payments under non-cancellable operating leases as of June 30, 2019:

| | As of June 30, 2019 | |
|-----------------------------------|---------------------|-------------|
| | HK\$ | US\$ |
| | | (unaudited) |
| | (in million) | |
| Amounts payable: | | |
| Within one year. | 19.3 | 2.5 |
| Within two to five years. | 16.8 | 2.1 |
| After five years. | – | – |
| Total | 36.1 | 4.6 |

CONTINGENT LIABILITIES

As of June 30, 2019, guarantees we provided to our customers in relation to their purchase of our properties amounted to approximately HK\$10,240.0 million (US\$1,311.1 million).

The following table presents financial guarantee data from us and our consolidated subsidiaries not provided for in our consolidated financial statements for the years indicated:

| | As of December 31, | | | | As of June 30, | |
|---|--------------------|-------------------|------------------|---------------------------------------|-------------------|---------------------|
| | 2016 | 2017 | 2018 | | 2019 | |
| | HK\$ | HK\$ | HK\$ | US\$ (unaudited) (in thousands) | HK\$ | US\$ (unaudited) |
| Guarantees given to banks for mortgage facilities granted to certain buyers of our properties | 10,294,980 | 10,039,498 | 8,044,655 | 1,030,006 | 10,240,011 | 1,311,091 |
| Guarantees given to banks for bank borrowings of a joint venture | 1,905,222 | 1,790,161 | 1,494,367 | 191,333 | 1,382,166 | 176,967 |
| Total | 12,200,202 | 11,829,659 | 9,539,022 | 1,221,339 | 11,622,177 | 1,488,058 |

OFF-BALANCE SHEET ARRANGEMENT

Except as disclosed above under “– Contingent Liabilities,” we do not have any outstanding off-balance sheet arrangements.

CAPITAL EXPENDITURES

Our capital expenditures related primarily to fixed assets and investment properties. We incurred capital expenditures of HK\$36,595.6 million, HK\$48,576.3 million, HK\$53,260.0 million (US\$6,819.2 million) and HK\$56,607.1 million (US\$7,247.7 million) in the years ended December 31, 2016, 2017, 2018 and the six months ended June 30, 2019, respectively. We expect our capital expenditures to increase in the future as we expand our business to implement our growth strategy.

MARKET RISKS

Interest risk

We are exposed to interest rate risks resulting from fluctuations in interest rates on our bank deposits and borrowings from period to period. Bank deposits and borrowings issued at variable rates expose us to cash flow interest risk. Borrowings issued at fixed rates expose us to fair value interest rate risk. We have not used any derivative instruments to hedge our interest rate risk. An increase in interest rates may also adversely affect our prospective purchasers’ ability to obtain financing and depress the overall housing demand in China.

Foreign exchange risk

Foreign exchange risks as defined by HKFRS 7 arise on account of monetary assets and liabilities being denominated in a currency that is not the functional currency; differences resulting from the translation of financial statements into our presentation currency are not taken into consideration.

The majority of our subsidiaries operate in China with most of the transactions denominated in Renminbi. Our exposure to foreign exchange risk is principally due to our U.S. dollars-dominated debt and our bank deposit balances dominated in Hong Kong dollars and U.S. dollars.

We recognize foreign exchange gain or loss on our income statement due to changes in value of assets and liabilities denominated in foreign currencies during the relevant accounting period. Appreciation of the Renminbi against the U.S. dollar generally results in a gain arising from our U.S. dollar-denominated debt and a loss arising from our bank deposits in Hong Kong dollars and U.S. dollars. A depreciation of the Renminbi against the U.S. dollar would have the opposite effect. In addition, a depreciation of Renminbi would negatively affect the value of dividends paid by our PRC subsidiaries, which may in turn affect our ability to service foreign currency-denominated debts.

Fluctuations in the foreign exchange rate have had and will continue to have an impact on our business, financial condition and results of operations. See “Risk Factors – Risks Relating to Conducting Business in the PRC-Substantially all of our revenue is denominated in Renminbi and fluctuations in the exchange rate of Renminbi may materially and adversely affect our business, financial condition and results of operations.” We currently do not engage and do not plan to engage in foreign exchange hedging activities.

Credit risk

Our credit risk is primarily attributable to deposits with banks and credit exposures to customers. For properties that are still under construction, we typically provide guarantees to banks in respect of mortgage loans extended by banks to our customers to finance their purchase of our properties. The principal amount of a mortgage loan typically does not exceed 70.0% of the total purchase price of the property. If a purchaser defaults on a mortgage payment during the term of the guarantee, the mortgagee bank may demand that we repay the outstanding amount under the loan and accrued interest. If we make payments under a guarantee, we will be entitled to sell the related property to recover any amounts paid by us to the bank. However, we may not be able to recover the full amount of our guarantee payments from the sale proceeds.

Inflation risk

Inflation in China has not materially impacted our results of operations in recent years. According to the National Bureau of Statistics of China, the annual change in the Consumer Price Index in China was 2.0%, 1.6% and 2.1% in 2016, 2017 and 2018, respectively. Although inflation has not materially affected our operations, higher rates of inflation in China may affect our business in the future. For example, certain operating costs and expenses, such as the cost of raw materials, travel expenses, and labor expenses may increase as a result of higher inflation.

RECENT HKFRS PRONOUNCEMENTS

| New or revised standards, interpretations and amendments | | Effective for accounting periods beginning on or after |
|--|---|--|
| HKAS 28 Amendment | Investments in Associates and Joint Ventures | January 1, 2019 |
| HKAS 28 Amendment | Long-term Interests in Associates and Joint Ventures | January 1, 2019 |
| HKAS 40 Amendment | Transfers of Investment Property | January 1, 2018 |
| HKFRS 2 Amendments | Classification and Measurement of Share-based Payment Transactions | January 1, 2018 |
| HKFRS 4 Amendments | Applying HKFRS 9 Financial Instruments with HKFRS 4 Insurance Contracts | January 1, 2018 |
| HKFRS 9 | Financial Instruments | January 1, 2018 |
| HKFRS 9 Amendment | Prepayment Features with Negative Compensation | January 1, 2019 |
| HKFRS 10 and HKAS 28 Amendments | Sale or Contribution of Assets between an Investor and Its Associate or Joint Venture | To be determined |
| HKFRS 15 | Revenue from Contracts with Customers | January 1, 2018 |
| HKFRS 16 | Leases | January 1, 2019 |
| HKFRS 17 | Insurance Contracts | January 1, 2021 |
| Annual Improvements to 2015-2017 Cycle | Improvements to HKFRSs | January 1, 2019 |
| HK (IFRIC) 22 | Foreign Currency Transactions and Advance Consideration | January 1, 2018 |
| HK (IFRIC) 23 | Uncertainty over Income Tax Treatments | January 1, 2019 |
| HKFRS 3 (Amendment) | Definition of a Business | January 1, 2020 |
| HKAS 1 and HKAS 8 (Amendment) | Definition of Material | January 1, 2020 |
| Conceptual Framework for Financial Reporting 2018 | Revised Conceptual Framework for Financial Reporting | January 1, 2020 |

INDUSTRY OVERVIEW

The information in the section below has been derived, in part, from official government sources unless otherwise indicated. This information has not been independently verified by us or the Initial Purchasers or any of our or their respective affiliates or advisors. The information may not be consistent with other information compiled within or outside the PRC.

OVERVIEW OF THE PRC ECONOMY

China has experienced significant economic growth since the adoption of the reform and opening-up policy by the PRC government in 1978. China's nominal GDP grew at a CAGR of 8.9% from 2012 to 2018, reaching approximately RMB90,031 billion in 2018 and making China one of the fastest-growing economies in the world.

The table below sets out selected economic statistics for China for the years indicated:

| | ECONOMIC STATISTICS OF THE PRC | | | | | | | | | |
|--|--------------------------------|--------|--------|--------|--------|--------|--------|--------|--------|--------|
| | 2009 | 2010 | 2011 | 2012 | 2013 | 2014 | 2015 | 2016 | 2017 | 2018 |
| Nominal GDP | | | | | | | | | | |
| (RMB billion) | 34,852 | 41,212 | 48,794 | 53,858 | 59,296 | 64,128 | 68,599 | 74,006 | 82,075 | 90,031 |
| Real GDP growth rate. | 9.4% | 10.6% | 9.6% | 7.9% | 7.8% | 7.3% | 6.9% | 6.7% | 6.8% | 6.6% |
| Per capita GDP (RMB) | 26,180 | 30,808 | 36,302 | 39,874 | 43,684 | 47,005 | 50,028 | 53,680 | 59,201 | 64,644 |
| Total investment in fixed assets (RMB billion) | 22,460 | 25,168 | 31,149 | 37,469 | 44,629 | 51,202 | 56,200 | 60,647 | 64,124 | 64,568 |
| Fixed-asset investment growth | 30.0% | 12.1% | 23.8% | 20.3% | 19.1% | 14.7% | 9.8% | 7.9% | 5.7% | 0.7% |
| Foreign direct investment (USD billion) | 90 | 106 | 116 | 112 | 118 | 120 | 126 | 126 | 131 | 135 |

Source: National Bureau of Statistics of China

OVERVIEW OF THE REAL ESTATE MARKET OF THE PRC

Key Growth Drivers of the Real Estate Market in the PRC

In addition to the overall growth of the PRC economy, the key factors driving the growth of the real estate market in the PRC include rapid urbanization and increases in disposable income.

The table below sets out selected economic statistics of the PRC for the years indicated:

| | 2009 | 2010 | 2011 | 2012 | 2013 | 2014 | 2015 | 2016 | 2017 | 2018 |
|--------------------------------------|-------|-------|-------|-------|-------|-------|-------|-------|-------|-------|
| Urban population (million) | 645 | 670 | 691 | 712 | 731 | 749 | 771 | 793 | 813 | 831 |
| Total population (million). | 1,335 | 1,341 | 1,347 | 1,354 | 1,361 | 1,368 | 1,375 | 1,383 | 1,390 | 1,395 |
| Urbanization rate (%) | 48.3 | 49.9 | 51.3 | 52.6 | 53.7 | 54.8 | 56.1 | 57.4 | 58.5 | 59.6 |

Source: National Bureau of Statistics of China

Furthermore, demand for real estate is driven by the emergence and growth of the mortgage lending market in China. Due to this favorable market environment, investment in real estate development in China rose from approximately RMB7,180 billion in 2012 to approximately RMB12,026 billion in 2018, representing a CAGR of approximately 9.0%.

The table below sets out selected data relating to the property market in the PRC for the years indicated:

| | 2009 | 2010 | 2011 | 2012 | 2013 | 2014 | 2015 | 2016 | 2017 | 2018 |
|--|-------|-------|-------|-------|-------|-------|-------|--------|--------|--------|
| Total GFA sold of commodity properties (<i>million sq.m.</i>) | 948 | 1,048 | 1,094 | 1,113 | 1,306 | 1,207 | 1,285 | 1,574 | 1,694 | 1,717 |
| Total GFA sold of residential properties (<i>million sq.m.</i>) | 862 | 934 | 965 | 985 | 1,157 | 1,052 | 1,124 | 1,375 | 1,448 | 1,479 |
| Real Estate Investment (<i>RMB billion</i>) | 3,624 | 4,826 | 6,180 | 7,180 | 8,601 | 9,504 | 9,598 | 10,258 | 10,980 | 12,026 |
| Total GFA of commodity residential properties completed (<i>million sq.m.</i>) | 596 | 634 | 743 | 790 | 787 | 809 | 738 | 772 | 718 | 660 |
| Average price of commodity properties (<i>RMB per sq.m.</i>) | 4,681 | 5,032 | 5,357 | 5,791 | 6,237 | 6,324 | 6,793 | 7,476 | 7,892 | 8,737 |
| Average price of residential commodity properties (<i>RMB per sq.m.</i>) | 4,459 | 4,725 | 4,993 | 5,430 | 5,850 | 5,933 | 6,473 | 7,203 | 7,614 | 8,544 |

Source: National Bureau of Statistics of China

The average selling price of commodity properties sold in China increased from approximately RMB5,791 per sq.m. in 2012 to approximately RMB\$8,737 per sq.m. in 2018, while the average selling price of residential properties increased from approximately RMB5,430 per sq.m. in 2012 to approximately RMB8,544 per sq.m. in 2018.

RECENT DEVELOPMENTS OF REAL ESTATE POLICIES IN THE PRC

The real estate market in the PRC is subject to extensive government regulation. The PRC government exerts considerable direct and indirect influence on the development of the PRC property sector by promulgating laws and regulations and imposing industry policies and other economic measures. Over the past few years, in order to avoid over-heating of the real estate market, the PRC government has promulgated various restrictive measures to stabilize housing prices. For details of recent developments of real estate policies in the PRC, see the section headed “– Real Estate Markets of Selected Cities in the PRC” below and the section headed “Regulations – Measures on Stabilizing Housing Price” in this offering memorandum.

REAL ESTATE MARKETS OF SELECTED CITIES IN THE PRC

Beijing

Beijing is the capital city of the PRC and the political, economic and cultural center of the country. It occupies a total land area of approximately 16,411 million sq.m. and has 16 districts.

According to the Beijing Municipal Bureau of Statistics, Beijing had a population of approximately 21.5 million as of the end of 2018. In 2018, its nominal GDP reached approximately RMB3,032 billion, representing a per capita nominal GDP of RMB140,202. The table below sets forth selected economic indicators of Beijing for the years indicated:

| | BEIJING ECONOMIC INDICATORS | | | | | | | | | | 2009-2018 CAGR | |
|--|-----------------------------|--------|--------|--------|--------|--------|---------|---------|---------|---------|----------------|-------|
| | 2009 | 2010 | 2011 | 2012 | 2013 | 2014 | 2015 | 2016 | 2017 | 2018 | Beijing | China |
| Nominal GDP (<i>RMB billion</i>) | 1,215 | 1,411 | 1,625 | 1,788 | 1,980 | 2,133 | 2,301 | 2,567 | 2,801 | 3,032 | 10.7% | 11.1% |
| Per capita GDP (RMB) | 66,940 | 73,856 | 81,658 | 87,475 | 94,648 | 99,995 | 106,497 | 118,198 | 128,994 | 140,202 | 8.6% | 10.6% |
| Disposable income for urban households (RMB) | 26,738 | 29,073 | 32,903 | 36,469 | 44,564 | 48,532 | 52,859 | 57,275 | 62,406 | 67,990 | 10.9% | 9.6% |

Source: Beijing Municipal Bureau of Statistics

Real estate investment increased from RMB315.3 billion in 2012 to RMB387.3 billion in 2018, representing a CAGR of 3.5%. The total GFA of commodity properties sold in Beijing was approximately 7.0 million sq.m. in 2018, representing a decrease of approximately 1.7 million sq.m. over 2017.

The table below illustrates key figures relating to the real estate market in Beijing for the years indicated:

| BEIJING PROPERTY MARKET INDICATORS | | | | | | | | | | |
|------------------------------------|--------|--------|--------|--------|--------|--------|--------|--------|--------|--------|
| | 2009 | 2010 | 2011 | 2012 | 2013 | 2014 | 2015 | 2016 | 2017 | 2018 |
| Residential properties GFA | | | | | | | | | | |
| Completed ('000 sq.m.) . . . | 16,132 | 14,985 | 13,161 | 15,227 | 16,920 | 18,043 | 13,782 | 12,671 | 6,040 | 7,312 |
| GFA under construction | | | | | | | | | | |
| ('000 sq.m.) | 55,519 | 61,760 | 71,681 | 75,104 | 74,069 | 69,780 | 62,612 | 58,576 | 53,909 | 58,771 |
| GFA sold ('000 sq.m.) | 23,623 | 16,395 | 14,400 | 19,437 | 19,031 | 14,542 | 15,543 | 16,589 | 8,700 | 6,962 |
| Average price (RMB/sq.m.) . . | 13,799 | 17,782 | 16,846 | 17,022 | 18,553 | 18,833 | 22,632 | 27,497 | 32,140 | 34,143 |

Source: Beijing Municipal Bureau of Statistics, China Real Estate Information

Shanghai

Shanghai is one of the four municipalities directly administered by the PRC central government and also the economic and financial center of China. It is home to the headquarters of numerous prestigious domestic enterprises and multinational firms and has the first pilot free trade zone in China. Shanghai occupies a total land area of approximately 6,341 million sq.m.

According to the Shanghai Municipal Bureau of Statistics, Shanghai had a population of approximately 24.2 million as of the end of 2018. In 2018, its nominal GDP reached approximately RMB3,268 billion, representing a per capita nominal GDP of RMB135,220. The table below sets forth selected economic indicators relating to Shanghai for the years indicated:

| | SHANGHAI ECONOMIC INDICATORS | | | | | | | | | | | |
|-----------------------------|------------------------------|--------|--------|--------|--------|--------|---------|---------|---------|---------|----------------|-------|
| | | | | | | | | | | | 2009-2018 CAGR | |
| | 2009 | 2010 | 2011 | 2012 | 2013 | 2014 | 2015 | 2016 | 2017 | 2018 | Shanghai | China |
| Nominal GDP | | | | | | | | | | | | |
| (RMB billion) | 1,505 | 1,717 | 1,920 | 2,018 | 2,182 | 2,357 | 2,512 | 2,818 | 3,063 | 3,268 | 9.0% | 11.1% |
| Per capita GDP (RMB) . . . | 69,165 | 76,074 | 82,560 | 85,373 | 90,993 | 97,370 | 103,796 | 116,562 | 126,634 | 135,220 | 7.7% | 10.6% |
| Disposable income for urban | | | | | | | | | | | | |
| households (RMB) | 28,838 | 31,838 | 36,231 | 40,188 | 44,878 | 48,841 | 52,962 | 57,692 | 62,596 | 68,034 | 10.0% | 9.6% |

Source: Shanghai Municipal Bureau of Statistics

Real estate investment increased from RMB238.1 billion in 2012 to RMB403.3 billion in 2018, representing a CAGR of 9.2%. The total GFA of commodity properties sold in Shanghai was approximately 17.7 million sq.m. in 2018, representing an increase of approximately 0.8 million sq.m. over 2017.

The table below illustrates key figures relating to the real estate market in Shanghai for the years indicated:

| SHANGHAI PROPERTY MARKET INDICATORS | | | | | | | | | | |
|-------------------------------------|--------|--------|--------|--------|--------|--------|--------|--------|--------|--------|
| | 2009 | 2010 | 2011 | 2012 | 2013 | 2014 | 2015 | 2016 | 2017 | 2018 |
| Residential properties GFA | | | | | | | | | | |
| Completed ('000 sq.m.) . . | 15,088 | 13,961 | 15,497 | 16,091 | 14,174 | 15,356 | 15,890 | 15,329 | 18,627 | 17,303 |
| GFA under construction | | | | | | | | | | |
| ('000 sq.m.) | 65,507 | 73,138 | 83,863 | 83,157 | 81,257 | 85,259 | 83,721 | 80,739 | 80,138 | 75,204 |
| GFA sold ('000 sq.m.) | 33,725 | 20,555 | 17,713 | 18,985 | 23,822 | 20,847 | 24,314 | 27,057 | 16,916 | 17,670 |
| Average price (RMB/sq.m.) . . | 12,840 | 14,400 | 14,503 | 14,061 | 16,420 | 16,787 | 20,949 | 24,747 | 23,804 | 26,890 |

Source: Shanghai Municipal Bureau of Statistics, China Real Estate Information

Guangzhou

Guangzhou is the capital of Guangdong province and also the economic center of South China. It occupies a total land area of approximately 7,434 million sq.m. and has 11 districts.

According to the Guangzhou Municipal Bureau of Statistics, Guangzhou had a population of approximately 14.9 million as of the end of 2018. In 2018, its nominal GDP reached approximately RMB2,286 billion, representing a per capita nominal GDP of RMB155,491. The table below sets forth selected economic indicators of Guangzhou for the years indicated:

| GUANGZHOU ECONOMIC INDICATORS | | | | | | | | | | |
|--|--------|--------|--------|---------|---------|---------|---------|---------|---------|----------------|
| | 2009 | 2010 | 2011 | 2012 | 2013 | 2014 | 2015 | 2016 | 2017 | 2018 |
| | | | | | | | | | | 2009-2018 CAGR |
| | | | | | | | | | | Guangzhou |
| | | | | | | | | | | China |
| Nominal GDP | | | | | | | | | | |
| (RMB billion) | 914 | 1,075 | 1,242 | 1,355 | 1,542 | 1,671 | 1,810 | 1,955 | 2,150 | 2,286 |
| Per capita GDP (RMB) . . | 89,082 | 88,361 | 98,677 | 107,055 | 121,584 | 129,938 | 137,793 | 143,638 | 150,678 | 155,491 |
| Disposable income for urban households | | | | | | | | | | |
| (RMB) | 27,610 | 30,658 | 34,438 | 38,054 | 42,049 | 42,955 | 46,735 | 50,941 | 55,401 | 59,982 |

Source: Guangzhou Municipal Bureau of Statistics

Real estate investment increased from RMB137.0 billion in 2012 to RMB270.2 billion in 2018, representing a CAGR of 12.0%. The total GFA of commodity properties sold in Guangzhou was approximately 15.5 million sq.m. in 2018, representing a decrease of approximately 2.1 million sq.m. over 2017.

The table below illustrates key figures relating to the real estate market in Guangzhou for the years indicated:

| GUANGZHOU PROPERTY MARKET INDICATORS | | | | | | | | | | |
|--------------------------------------|--------|--------|--------|--------|--------|--------|--------|--------|--------|--------|
| | 2009 | 2010 | 2011 | 2012 | 2013 | 2014 | 2015 | 2016 | 2017 | 2018 |
| Residential properties GFA | | | | | | | | | | |
| Completed ('000 sq.m.) . . | 7,937 | 7,747 | 8,441 | 8,009 | 7,096 | 12,205 | 9,813 | 8,184 | 8,318 | 8,676 |
| GFA under construction | | | | | | | | | | |
| ('000 sq.m.) | 34,533 | 39,838 | 48,384 | 49,176 | 49,907 | 57,696 | 57,600 | 61,057 | 63,995 | 65,077 |
| GFA sold ('000 sq.m.) | 13,754 | 14,051 | 11,941 | 13,331 | 17,000 | 15,400 | 16,531 | 19,491 | 17,578 | 15,503 |
| Average price (RMB/sq.m.) . . | 9,351 | 11,921 | 12,103 | 13,163 | 15,330 | 15,719 | 14,612 | 16,384 | 17,633 | 20,014 |

Source: Guangzhou Municipal Bureau of Statistics, China Real Estate Information

Tianjin

Tianjin is one of the four municipalities directly administered by the PRC central government and also the economic center of North China. It occupies a total land area of approximately 11,946 million sq.m. and has 16 districts.

According to the Tianjin Municipal Bureau of Statistics, Tianjin had a population of approximately 15.6 million as of the end of 2018. In 2018, its nominal GDP reached approximately RMB1,881 billion, representing a per capita nominal GDP of RMB120,706. The table below sets forth selected economic indicators of Tianjin for the years indicated:

| | TIANJIN ECONOMIC INDICATORS | | | | | | | | | | | | |
|--------------------------|-----------------------------|--------|--------|--------|---------|---------|---------|---------|---------|---------|----------------|-------|--|
| | | | | | | | | | | | 2009-2018 CAGR | | |
| | 2009 | 2010 | 2011 | 2012 | 2013 | 2014 | 2015 | 2016 | 2017 | 2018 | Guangzhou | China | |
| Nominal GDP | | | | | | | | | | | | | |
| (RMB billion) | 752 | 922 | 1,131 | 1,289 | 1,444 | 1,573 | 1,654 | 1,789 | 1,860 | 1,881 | 10.7% | 11.1% | |
| Per capita GDP (RMB) . . | 62,574 | 72,994 | 85,213 | 93,173 | 100,105 | 105,231 | 107,960 | 115,053 | 118,944 | 120,706 | 7.6% | 10.6% | |
| Disposable income for | | | | | | | | | | | | | |
| urban households | | | | | | | | | | | | | |
| (RMB) | 21,402 | 24,293 | 26,921 | 29,626 | 28,980 | 31,506 | 34,101 | 37,110 | 40,278 | 42,976 | 8.1% | 9.6% | |

Source: Tianjin Municipal Bureau of Statistics

Real estate investment increased from RMB126.0 billion in 2012 to RMB242.4 billion in 2018, representing a CAGR of 11.5%. The total GFA of commodity properties sold in Tianjin was approximately 12.5 million sq.m. in 2018, representing a decrease of approximately 2.3 million sq.m. over 2017.

The table below illustrates key figures relating to the real estate market in Tianjin for the years indicated:

| TIANJIN PROPERTY MARKET INDICATORS | | | | | | | | | | |
|------------------------------------|--------|--------|--------|--------|--------|--------|--------|--------|--------|--------|
| | 2009 | 2010 | 2011 | 2012 | 2013 | 2014 | 2015 | 2016 | 2017 | 2018 |
| Residential properties GFA | | | | | | | | | | |
| Completed ('000 sq.m.) . . | 15,808 | 16,036 | 16,417 | 19,140 | 21,177 | 21,303 | 21,830 | 21,891 | 14,332 | 15,223 |
| GFA under construction | | | | | | | | | | |
| ('000 sq.m.) | 45,178 | 51,176 | 64,358 | 69,235 | 75,625 | 72,045 | 69,688 | 63,117 | 59,110 | 71,512 |
| GFA sold ('000 sq.m.) . . . | 15,900 | 15,645 | 16,431 | 16,617 | 18,471 | 16,130 | 17,711 | 27,111 | 14,821 | 12,499 |
| Average price (RMB/sq.m.) . . | 6,886 | 8,197 | 8,965 | 8,218 | 8,746 | 9,219 | 10,107 | 12,830 | 15,331 | 16,055 |

Source: Tianjin Municipal Bureau of Statistics, China Real Estate Information

Huizhou

Huizhou is a city in Southeast Guangdong Province, China. As part of the Pearl River Delta megalopolis, Huizhou borders Guangzhou to the west, Shenzhen and Dongguan to the southwest. It occupies a total land area of approximately 11,599 million sq.m. and has 2 districts and 3 counties.

According to the Huizhou Municipal Bureau of Statistics, Huizhou had a population of approximately 4.8 million as of the end of 2018. In 2018, its nominal GDP reached approximately RMB410 billion, representing a per capita nominal GDP of RMB85,418. The table below sets forth selected economic indicators of Huizhou for the years indicated:

| HUIZHOU ECONOMIC INDICATORS | | | | | | | | | | | 2009-2018 CAGR | |
|-----------------------------|--------|--------|--------|--------|--------|--------|--------|--------|--------|--------|----------------|-------|
| | 2009 | 2010 | 2011 | 2012 | 2013 | 2014 | 2015 | 2016 | 2017 | 2018 | Huizhou | China |
| Nominal GDP | | | | | | | | | | | | |
| (RMB billion) | 141 | 173 | 209 | 237 | 268 | 300 | 314 | 341 | 383 | 410 | 12.6% | 11.1% |
| Per capita GDP (RMB) . . . | 35,819 | 38,917 | 45,829 | 51,721 | 58,434 | 64,398 | 67,046 | 72,465 | 80,205 | 85,418 | 10.1% | 10.6% |
| Disposable income for urban | | | | | | | | | | | | |
| households (RMB) | 21,278 | 23,565 | 26,609 | 29,965 | 32,991 | 27,300 | 30,057 | 33,213 | 36,608 | 39,573 | 7.1% | 9.6% |

Source: Huizhou Municipal Bureau of Statistics

Real estate investment increased from RMB48.2 billion in 2012 to RMB98.4 billion in 2018, representing a CAGR of 12.6%. The total GFA of commodity properties sold in Huizhou was approximately 16.6 million sq.m. in 2018, representing an increase of approximately 0.2 million sq.m. over 2017.

The table below illustrates key figures relating to the real estate market in Huizhou for the years indicated:

| HUIZHOU PROPERTY MARKET INDICATORS | | | | | | | | | | |
|------------------------------------|--------|--------|--------|--------|--------|--------|--------|--------|--------|--------|
| | 2009 | 2010 | 2011 | 2012 | 2013 | 2014 | 2015 | 2016 | 2017 | 2018 |
| GFA under construction | | | | | | | | | | |
| ('000 sq.m.) | 17,831 | 24,025 | 30,702 | 35,154 | 44,124 | 46,401 | 44,901 | 51,938 | 58,846 | 61,002 |
| GFA sold ('000 sq.m.) | 5,438 | 6,273 | 7,963 | 8,267 | 11,495 | 9,839 | 12,998 | 17,719 | 16,457 | 16,634 |
| Average price (RMB/sq.m.) . . | 4,266 | 4,960 | 5,536 | 5,787 | 5,847 | 5,984 | 6,158 | 7,986 | 9,898 | 10,692 |

Source: Huizhou Municipal Bureau of Statistics, China Real Estate Information

COMPETITION IN THE REAL ESTATE MARKET OF THE PRC

The PRC real estate industry is highly fragmented and competitive. In 2018, the aggregate market share in terms of sales value of the top 100 property enterprises in the PRC was less than 60%. However, concentration of the PRC property market has increased as the aggregate market share of the top 100 enterprises has gradually increased over the past six years. As a real estate developer in China, we primarily compete with other top Chinese real estate developers focusing on the development of residential properties in the PRC. We compete on many fronts, including product quality, service quality, price, financial resources, brand recognition, ability to acquire land and other factors.

In recent years, an increasing number of property developers from the PRC and overseas have entered the property development markets in the cities where we have operations, resulting in increased competition for land available for development. Moreover, the PRC government has implemented a series of policies to control the growth and curtail the overheating of, and foreign investment in, the PRC property sector. We believe major entry barriers into the PRC property development industry include a potential entrant's limited knowledge of local property market conditions and limited brand recognition in these markets. We believe that the PRC real estate industry still has large growth potential. We believe that, with our solid experience in real estate development, our strategic focus on mid to high-end residential properties targeting middle to upper-middle income households in the first and second-tier cities in China, our reputable brand name and our effective management team, we are able to respond promptly and effectively to challenges in the PRC property market. We may confront more competitors when entering new markets.

SOURCE OF INFORMATION

We believe that it is general market practice to adopt the information and statistics set forth in this section based on official data and announcements from various PRC government agencies and database such as Bloomberg, and regarded them as reliable. While preparing such information and statistics, we have relied on the assumptions listed below:

- All data published by statistics bureaus of the PRC government are true and correct; and
- All information relating to residential sales transactions collected from the relevant local housing administrative bureaus is true and correct.

BUSINESS

OVERVIEW

We are one of the largest property developers in China as measured by land bank. We specialize in developing medium to high-end large-scale residential properties, as well as commercial properties. We also engaged in property management, property investment and hotel management. Our geographic focus is three principal economic zones in China – the Pearl River Delta Economic Zone, the Huanbohai Economic Zone and the Yangtze River Delta Economic Zone – with Guangzhou, Beijing, Tianjin and Shanghai as our core cities, where the property markets have grown significantly in recent years.

Since 1995, we have built a recognized brand name in the PRC for quality property development through a concerted corporate strategy and business development model. From our origins in Guangzhou and the Pearl River Delta Economic Zone, we have expanded our operations into Beijing, Tianjin and Shanghai. In Guangzhou, Shanghai and Beijing, our “Regal Riviera”, “Gallopade”, “Fairview”, “Dongjiao Villa”, “Sheshan Dongziyuan” and “No. 8 Royal Park” brands have become associated with quality product design, customer service and facilities accommodating various community cultures and different operating models that meet the diverse needs of our target customers.

Each of our property developments features a unique theme, such as leisure and tourism, to enhance its positioning and marketability and contribute to our overall corporate brand. Our residential projects are typically large-scale development projects in the urban area and incorporate a variety of comprehensive amenities and public facilities to meet the needs of a community. We develop commercial properties, including retail shops, shopping malls, office buildings and hotels. Commercial properties, including integrated residential and commercial developments, have become a substantially increasing proportion of our projects portfolio in recent years. We typically seek to identify large sites in areas at their early stage of development but with significant long-term development potential and strategic importance and therefore are able to acquire land in such areas at relatively low costs. Due to the large scale of our projects, we typically develop our projects in several phases over a three to seven-year period.

As of June 30, 2019, we had 75 property projects in various stages of development, of which 32 property developments were in the Pearl River Delta Economic Zone, 25 property developments in the Huanbohai Economic Zone and 18 property developments in the Yangtze River Delta Economic Zone. As of June 30, 2019, the total saleable GFA of our land bank amounted to approximately 29.4 million sq.m. Our property projects had an aggregate completed GFA of 4.1 million sq.m., an aggregate GFA under development of 5.9 million sq.m. and an aggregate GFA of 19.5 million sq.m relating to properties held for future development.

Although we intend to continue to focus on property development as our core business, we are also engaged in the following ancillary property-related businesses that are complementary to our core business:

- *Property investment:* we derive rental fees from our investment property portfolio located in Guangzhou, Beijing, Hangzhou and Shanghai, comprising primarily commercial, retail and carparking spaces within the property projects developed by us. As of June 30, 2019, we had a total of 13 investment properties in various stages of development.
- *Property management:* we derive management fees from the provision of property management services in respect of properties primarily developed by us. As of June 30, 2019, we provided management services to almost all of our developed properties.
- *Hotel operations:* we have interests in five hotel properties in Guangzhou, Shanghai, Taiyuan and Tianjin. All of these hotel facilities are located within property projects developed by us.

In addition, in order to promote our strategy on the balanced development, we expanded our businesses to capital management, community services, auto finance and elderly care services.

For the years ended December 31, 2016, 2017 and 2018 and the six months ended June 30, 2018 and 2019, our total revenue was HK\$16,255.7 million, HK\$13,823.9 million, HK\$13,293.5 million (US\$1,697.7 million), HK\$4,965.1 million and HK\$7,222.3 million (US\$924.7 million), respectively, and our total profit was HK\$3,842.7 million, HK\$5,811.8 million, HK\$5,822.6 million (US\$743.6 million), HK\$2,467.5 million and HK\$2,703.2 million (US\$346.1 million), respectively, during the same periods of time.

COMPETITIVE STRENGTHS

We believe that our success and future prospects are supported by a combination of the following competitive strengths:

Market leading integrated property developers in China with an established presence in key geographic markets in China

We are one of the largest property developers in China as measured by land bank with a focus on developing residential and commercial properties in the Pearl River Delta Economic Zone, the Huanbohai Economic Zone and the Yangtze River Delta Economic Zone, three principal economic zones in the PRC. We have received numerous awards since our establishment, including but not limited to the 2018 China Real Estate Brand Value List “Quality Life Operator”, the 2018 Yicai China Real Estate Honourable Ranking “Annual Asset Profit Enterprise”, the 2018 China Real Estate Fashion Award, the Top 500 Chinese Private Companies in 2017, the 25-Years Hall of Fame Brand Enterprise in the Chinese Real Estate Industry, the Fashion Award of Chinese Real Estate Industry in 2017, Times Oscar Top 10 Chinese Real Estate Enterprises in 2016, Top 10 Brand Value of Chinese Real Estate Enterprises in Southeast China in 2016, 49th in 2019 China Real Estate Value Brand Top 100 List, and 2019 China Real Estate Fashion Award.

We have continually improved and enhanced our product mix to respond to the demands of various customers and maintain our competitiveness in the market. We offer a diversified service and product offering, including the development of high quality residential properties aiming at medium to high-end customers and commercial properties, as well as property management, property investment and hotel management. We take an integrated approach to our business and our various product offerings complement each other. For instance, we develop commercial and other investment properties held for long-term investment, such as hotels, shopping arcades, office space, car parks, golf courses and schools, on our residential properties, and we provide comprehensive post-sales property management services to purchasers of our properties. We believe that our integrated approach to property development increases the value of our residential properties, provides us with economies of scale and a strong negotiating position when dealing with contractors and materials suppliers and allows us to enhance the stability of our long-term investment revenue streams by increasing the portion of our earnings and cash flow from recurring hotel and rental income. For the six months ended June 30, 2019, sustainable revenue from rentals, property management and hotel operation accounted for approximately 28.5% of our total revenue, which outran most of other real property companies in China. In addition, we continue to grow our investment properties portfolio, which we believe will strengthen our resilience against market fluctuations in the residential property development market.

We believe our business strategy of stable, sustainable and integral development in the past years has been proved effective, and we believe we are well positioned to capitalize on the strong economic growth trend in our targeted areas and further enhance our market leading position in China.

Sizable, high quality and low-cost land bank located in strategic locations in China

Our breadth of experience and in-depth understanding of the market have enabled us to identify prime locations and land acquisition opportunities, allowing us to build a strong project development pipeline. We have accumulated a significant volume of land bank located in strategic locations in China, which will be sufficient for us to continue our property development activities for the next seven to ten years. As of June 30, 2019, the total saleable GFA of our land bank amounted to approximately 29.4 million sq.m., 17.0 million sq.m. of which was located in first-tier cities.

A key factor to our historical success has been our ability to acquire land banks in prime locations in our targeted cities at competitive prices, thereby enabling us to achieve a premium return on the properties we have developed and sold.

We also have abundant land bank reserve in second-tier and third-tier cities neighboring the first-tier cities, which enables us to diversify our product portfolio to cater to the needs of different consumers in various locations.

In addition, we remain disciplined in replenishing and expanding our land bank to meet our business needs based on our strict investment criteria. We strive to strike a balance between development opportunity and risk control, and we seek cooperation opportunities and diversify our land acquisition channels on top of public tender, auction and listing.

High quality residential properties targeted at wide range of customers with different needs in China

We have established ourselves as a developer of high quality residential properties aiming at medium to high-end customers in first-tier cities, where the property markets have grown significantly in recent years in tandem with economic growth. Our “Regal Riviera”, “Gallopade”, “Fairview”, “Dongjiao Villa”, “Sheshan Dongziyuan” and “No. 8 Royal Park” brands have become the representation of high quality product design, customer service and facilities accommodating various community cultures and different operating models that meet the diverse needs of our target customers.

In addition, we have also leveraged our reputation in first-tier cities to expand into neighboring second-tier and third-tier cities and diversify our property portfolio to cater to the imperative housing needs of customers. Our sale of property portfolio to customers with imperative housing needs enables us to expedite our cash turnover, which helps us maintain stable cash flow and healthy financial condition.

As of June 30, 2019, we have 82 residential property projects in various stages of development in China. Our revenue from the residential development projects amounted to HK\$14,327.9 million, HK\$11,352.0 million, HK\$9,722.3 million (US\$1,241.6 million), HK\$3,055 million and HK\$4,670 million (US\$598 million), for the years ended December 31, 2016, 2017 and 2018 and the six months ended June 30, 2018 and 2019, respectively.

Rapid development of commercial properties with continuously improving ancillary services benefiting from scale of economy

In addition to our traditional residential property development, we have also dedicated into the development of our commercial property projects, including the management of office buildings, hotels and apartments, as well as industrial parks.

Currently we own five hotels in China, i.e. Guangzhou Regal Riviera Hotel, Tianjin Hot Spring Resort, Taiyuan Regal Hotel, Hyatt Regency Shanghai, Wujiaochang and Wyndham Grand Tianjin Jingjin City. We entered into strategic cooperation agreement with reputable international hotel management groups to manage our hotels and we believe that we will be able to benefit from the hotel operation expertise, integrated marketing services, reservation systems and employee training programs of such hotel management groups. They will also enable us to leverage its internationally recognized brand name to enhance our reputation and corporate image around the world. We also cooperated with InterContinental Hotels Group with respect to the transformation of 108 suites of Hopson No. 8 Royal Park into executive apartment.

We are one of the pioneer developers of industrial park properties in China. Leveraging on its advantages of scale of economy, synergy with industrial development and high predictability of return, we believe we are well positioned to benefit from the future development of industrial park properties. As of June 30, 2019, our development projects of industrial parks includes Beijing Makeyan Project, Huizhou Shidai City Project and Guangzhou TIT Project.

Revenue from rentals increased significantly from HK\$25.3 million in 2012 to HK\$2,002.8 million in 2018, total GFA of commercial properties under our operation increased from 0.9 million sq.m. in 2010 to 1.9 million sq.m. in 2018, representing a CAGR of 9.8%. As at 30 June 2019, our total GFA of commercial properties amounted to 2.0 million sq.m.

Prudent operational and financial strategies and access to multiple sources of capital

We believe in and follow a prudent operation philosophy since our establishment. We monitor closely on our key financial indicators and has been able to maintain them at a healthy level. Our average cost of lending decreased from 7.9% in 2014 to 6.0% in 2018, our total liability to total assets ratio was maintained at around 60% from 2014 to 2018, which is below the industry average of 77%, while our total interest bearing facility to total capital ratio was maintained at around 45% during the same period, which is also below the industry average of 60%.

We have well-established relationships with leading banks in China which provide us with multiple financing channels to fund our business operations, including Industrial and Commercial Bank of China, China Construction Bank, Bank of China, Agricultural Bank of China, China Merchant Bank, etc. As of June 30, 2019, total line of credit granted to us amounted to approximately RMB85.4 billion, of which RMB31.3 billion remained unused.

We have engaged in several fund raising activities in the international capital markets, for instance, we issued the 8.125% Senior Notes due 2012 with an aggregate principal amount of US\$350 million in November 2005, which is the first US dollar bond publicly issued by Chinese real property developer. In 2007, we issued zero coupon convertible bonds due 2010 denominated in Renminbi and settled in US dollar with an aggregate principal amount of RMB1,830.4 million, which is also the first convertible bonds denominated in Renminbi and settled in US dollar issued by Chinese company. In addition, we also issued the 2016 Notes and the 2018 Notes, all of which were subsequently repaid. We also issued commercial mortgage-backed securities with principal amount of RMB5,600 million and RMB2,000 million respectively in June 2018 and June 2019, and issued the 2022 Notes. In 2009, we conducted a private placement of our shares representing approximately 8.2% of our total outstanding shares for a consideration of RMB1,596.0 million.

We believe that our ability to access the global capital markets through multiple channels provides us with flexibility to fund our operations and enhances our liquidity position.

Experienced and stable management team with proven track record and in-depth industrial knowledge

We have engaged in property development in the PRC for over 25 years since the early stages of commercial housing reform in the PRC. Our management team has extensive experience in the property development, property investment and construction industries in the PRC and has accumulated substantial knowledge of the PRC property market.

In addition, we also have a large and experienced design and planning team, consisting of architects, planning experts, landscaping specialists, interior designers and engineers, who are focused on working with our marketing team to design our high quality property projects. Our in-depth knowledge of local markets enables us to understand market trends and the preferences of our target customers and identify fast growing areas at an early stage of development but with significant development potential, which has enabled us to acquire land in such areas at relatively low costs. For example, we acquired the site of Huanan New City in February 2000 before the commencement of the Guangzhou Government's expansion plan for Guangzhou in the mid-2000s. The site was subsequently developed into the center of the residential area in new Guangzhou, with efficient public transport connection to other major areas of Guangzhou by the Southern Expressways, Xinguang Expressway and Metro Lines No. 3 and 4, the construction of which were all commenced after our commencement of the development of this project, resulting in significant enhancement of the value of our project. We believe that our ability to identify and develop such large-scale high-quality projects in strategic locations allows us to secure premium for our projects. In addition, we have been able to apply our experience in effectively controlling and managing the quality, schedule and costs of the design and construction of our projects in the PRC, thereby improving our operational efficiency.

STRATEGIES

Our key business objective is to maintain our position as a leading residential and commercial property developer in China, while striving to achieve comprehensive development of our other business segments, such as property management and investment. We intend to seek growth opportunities and enhance profitability by pursuing the following strategies:

Continue to pursue diversification of properties portfolio and refine properties portfolio to achieve a balanced revenue profile and develop light asset operation business model

We intend to continue to expand into property management, property investment and hotel operation areas to diversify our source of revenue. At the same time, we aim to continue to refine our asset portfolio by increasing our proportion of properties held for investment to achieve greater revenue stability through recurrent hotel and rental income. We believe that such diversification measures will increase the breadth and stability of our revenue by reducing our exposure to volatility within the residential and commercial property development area.

In relation to our residential property development, we intend to optimize our properties portfolio by maintaining our steady development in first-tier cities and expediting our sales of inventorial properties in second-tier and third-tier cities in China. Meanwhile, we intend to increase our supply of properties catering to the imperative needs of customers while maintaining the stable supply of our high-end properties.

In relation to our commercial property development, we intend to further increase land and project reserve for our commercial property development, as well as improve the service quality and comprehensiveness of our ancillary property management services. We believe such strategic move will help us secure stable recurring income and cash flow.

In relation to our hotel operation business, we intend to seize the opportunity of cooperation with reputable international hotel management groups, and further deepen our cooperation to a more comprehensive level in order to further improve our hotel management expertise and brand recognition. We also intend to develop additional hotels to be operated by reputable international hotel management groups.

In addition, in light of our vast experience in property development and provision of project management services, we plan to utilise the light asset operation and management model for our development projects as and when appropriate where we will invest lesser (or do not invest) in hard assets, but will provide management and know-how in order to generate revenue and profit. We are of the view that “light asset investment” business is gradually becoming an important component of our business.

Continue to develop our financial investment business and broaden our investment and financing channel

We intend to continue to seek optimum investment opportunities and increase our investment in the primary and secondary markets to alleviate our financial risks faced in the volatile property development business. We also intend to broaden our investment channels by establishment of our financial investment platform and application of various financial investment qualifications. As property development business is capital intensive, we also actively explore into more financing strategies, including but not limited to use fund or investment holding companies for the fund raising for our development projects, in order to broaden our project financing channels.

Continue to strengthen our brand name

We place great emphasis on developing and maintaining our corporate image and brand recognition, and intend to continue to introduce comprehensive product and service portfolio that will enhance our profile, reputation and corporate image. We intend to continue to employ strict quality control standards and to closely monitor the product quality and the workmanship of our contractors throughout the development process. We also plan to continue to actively participate in the selection of the materials used in our projects in order to achieve desired quality levels and to maintain a cohesive brand image for our properties. In addition, we intend to continue to rigorously monitor and protect our trademarks that we consider essential to our brand image. We believe by cultivating a distinctive brand image, we will be able to further enhance our ability to attract our target customers and reinforce such customers’ perception of the quality, distinctiveness and comprehensiveness of our products and services.

Maintain prudent financial management policies and enhance operational efficiency

We intend to continue to follow a prudent financial management policy that includes monitoring our cash position, controlling costs and improving operational efficiency. Construction costs constitute the largest component of our cost of sales, therefore we seek to manage our construction costs by outsourcing our construction via a negotiated tender process to third-party contractors. We have traditionally outsourced our construction work to those third-party contractors which have consistently provided us with competitive quotations and established a proven execution track record. In order to better control our construction quality and costs, we also actively participate in, and closely monitor, the selection of suppliers of key construction materials, such as cement and steel, by our main contractors. In addition, we seek to mitigate the risk of short-term fluctuations in material costs by requesting our main contractors to contract on an all-inclusive and fixed-price basis. By adhering to a prudent financial management policy, we believe that we can utilize our working capital more efficiently and maintain our profit margin.

Promotion of information technology and improvement of management and control system

We intend to promote the construction of information technology system within our Group to drive our business operation into a more standardized, digitalized, automated and intelligent level, which we believe will significantly optimize our management structure, shorten internal authorization chain and improve our operational efficiency. Since 2015, the Group has engaged Hanjiang Group to set up the information technology infrastructure and maintain the servers of the Group, to supply information and computer system related products and facilities to the Group and to provide the Group with consultancy service, staff training and technical support for the information technology and computer systems of the Group.

BUSINESS ACTIVITIES

Our core business is the development and sale of high quality medium to high-end residential properties. We also develop and construct commercial properties used as shopping arcades, office space, carparks and hotels. In addition, we are engaged in ancillary property-related businesses such as property investment, property management and hotel operations.

The following tables set forth the revenue contribution from our principal businesses for the years indicated.

| | Year ended December 31, | | | | | | | Six months ended June 30, | | | | | |
|----------------------------------|-----------------------------------|-------|----------|-------|----------|---------|-------|---------------------------|-------|---------|-------|-------|--|
| | 2016 | | 2017 | | 2018 | | | 2018 | | 2019 | | | |
| | HK\$ | % | HK\$ | % | HK\$ | US\$ | % | HK\$ | % | HK\$ | US\$ | % | |
| | (unaudited) | | | | | | | (unaudited) | | | | | |
| | (in millions, except percentages) | | | | | | | | | | | | |
| Property development | 14,327.9 | 88.1 | 11,352.0 | 82.1 | 9,722.3 | 1,241.6 | 73.1 | 3,054.7 | 61.5 | 4,669.9 | 597.9 | 64.7 | |
| Property management | 843.2 | 5.2 | 936.0 | 6.7 | 1,136.2 | 145.1 | 8.5 | 504.0 | 10.2 | 559.3 | 71.6 | 7.7 | |
| Hotel operations (Note). | 247.2 | 1.5 | 408.3 | 3.0 | 432.2 | 55.2 | 3.3 | n/a | n/a | n/a | n/a | n/a | |
| Property investment | 837.4 | 5.2 | 1,127.6 | 8.2 | 2,002.8 | 255.8 | 15.1 | 1,092.3 | 22.0 | 1,497.8 | 191.8 | 20.7 | |
| Infrastructure (Note). | n/a | n/a | n/a | n/a | n/a | n/a | n/a | 314.1 | 6.3 | 495.3 | 63.4 | 6.9 | |
| Total | 16,255.7 | 100.0 | 13,823.9 | 100.0 | 13,293.5 | 1,697.7 | 100.0 | 4,965.1 | 100.0 | 7,222.3 | 924.7 | 100.0 | |

Note: In the period ended June 30, 2019, the management had reassessed and changed the Group's reportable operating segments in accordance with their economic characteristics. The previously reported property investment and hotel operations segments are combined as commercial properties investment segment, while the infrastructure business which was previously included within the property development segment, is now separately reported. The corresponding segment information for the period ended June 30, 2018 has been re-presented accordingly.

Our geographic focus is China's three principal economic zones – the Pearl River Delta Economic Zone, the Huanbohai Economic Zone and the Yangtze River Delta Economic Zone – with Guangzhou, Huizhou, Beijing, Tianjin and Shanghai as our targeted cities, where the property markets have grown significantly in recent years. In addition, we are exploring the development potential of certain neighboring second-tier and third-tier cities. We believe the development in these second and third tier cities will begin to contribute more to our results in the future and enhance the diversity of our product portfolio.

PROPERTY DEVELOPMENT

Overview

We are primarily engaged in the development and sale of quality private residential properties to the middle-to upper middle-income households in the Pearl River Delta Economic Zone, the Huanbohai Economic Zone and the Yangtze River Delta Economic Zone. We will continue to focus on the property market in Guangzhou, Huizhou, Beijing, Tianjin and Shanghai, which are rapidly growing major cities in the PRC, and pursue quality business opportunities in other second and third tier cities in the Pearl River Delta Economic Zone, the Huanbohai Economic Zone and the Yangtze River Delta Economic Zone surrounding the major cities.

Property development has been and will continue to be our largest source of revenue. For the years ended December 31, 2016, 2017 and 2018 and the six months ended June 30, 2018 and 2019, revenue from property development amounted to HK\$14,327.9 million, HK\$11,352.0 million, HK\$9,722.3 million (US\$1.241.6 million), HK\$3,054.7 million and HK\$4,669.8 million (US\$597.9 million), respectively, amounting to 88.1%, 82.1%, 73.1%, 61.5% and 64.7%, respectively, of our revenue.

We focus on the development and sale of large-scale and high-quality residential projects, targeting middle-to upper middle-income households, in each of our regions of operation. Our residential properties are typically large-scale developments in the urban area of a city, which are designed with a variety of comprehensive amenities and public facilities to meet the needs of a self-contained community. We typically seek to identify large sites in areas at their early stage of development but with significant long-term development potential and strategic importance and therefore are able to acquire land in such areas at relatively low costs. In addition to residential properties, we are also expanding our development of commercial properties, including retail shops complementary to our residential properties, shopping malls, office buildings and hotels, for sale and long-term investment.

As of June 30, 2019, we had 75 projects at various stages of development, of which 32 property developments were located in the Pearl River Delta Economic Zone, 25 property developments in the Huanbohai Economic Zone and 18 property developments in the Yangtze River Delta Economic Zone. We divide our property developments into three categories: (i) completed property developments; (ii) properties under development; and (iii) properties held for future development. As our projects typically comprise multiple-phase developments which are developed on a rolling basis, one project may include different phases that are at various stages of completion, under development or held for future development. As of June 30, 2019, our total land bank amounted to a saleable GFA of approximately 29.4 million sq.m., including completed property developments of an aggregate saleable GFA of approximately 4.1 million sq.m., properties under development of an aggregate saleable GFA of approximately 5.9 million sq.m. and properties held for future development of an aggregate saleable GFA of approximately 19.5 million sq.m.

The site area information for a property development project is based on the relevant land use rights certificates we receive from the relevant construction authorities. The aggregate GFA of an a property development project is calculated by multiplying the site area by the maximum permissible plot ratio as specified in the relevant land grant contracts or other approval documents from the local governments relating to the project or such lower plot ratio that we reasonably expect to be able to develop for such project. Unlike above-ground and semi-underground car parks, underground car parks generally are not included in a project's total GFA. The aggregate GFA of a project includes both saleable and non-saleable

GFA. Saleable GFA refers primarily to residential units (including internal floor area and shared areas in the building that are exclusively allocated to such residential units) and retail shops. Non-saleable GFA refers to certain communal facilities, including, among others, club houses and schools.

Generally, the development of a property is considered completed when we have received completion certificates from the relevant construction authorities. These certificates are typically issued when we have obtained approvals from the bureaus which manage zoning, fire services and environmental protection, signed guarantees of construction quality from contractors and other documents required by applicable laws and regulations. A property is considered to be under development after we have issued an approved schedule for foundation construction with respect to the property and before the completion of the property. Typically, we issue the notice to proceed with engineering project to our contractors to commence the construction work after we have applied for and received approval for the construction of the property from the local authorities. A property is considered to be sold after we have executed a purchase contract with a customer and delivered the property to the customer. A property is considered to be pre-sold when we have executed a purchase contract with a customer but have not yet delivered the property to the customer. Properties held for future development comprise property projects with respect to which we had obtained the land use rights certificates but had not, as of June 30, 2019, obtained the requisite construction permits or approval letters for early construction.

The figures for completed GFA in this offering memorandum are taken from figures provided in the relevant government documents. The following information in this offering memorandum is based on our internal records and estimates: (a) figures for GFA of projects under development, GFA of projects for future development, GFA sold, GFA pre-sold, saleable/leasable GFA, and (b) information regarding total development cost (mainly including land cost, construction costs and capitalized finance costs), outstanding cost for each project, planned construction period and average selling price. The information setting out the construction period for the completed blocks or phases of our projects in this offering memorandum is based on relevant government documents or our own internal records.

The table below sets forth the information of our major projects as of June 30, 2019.

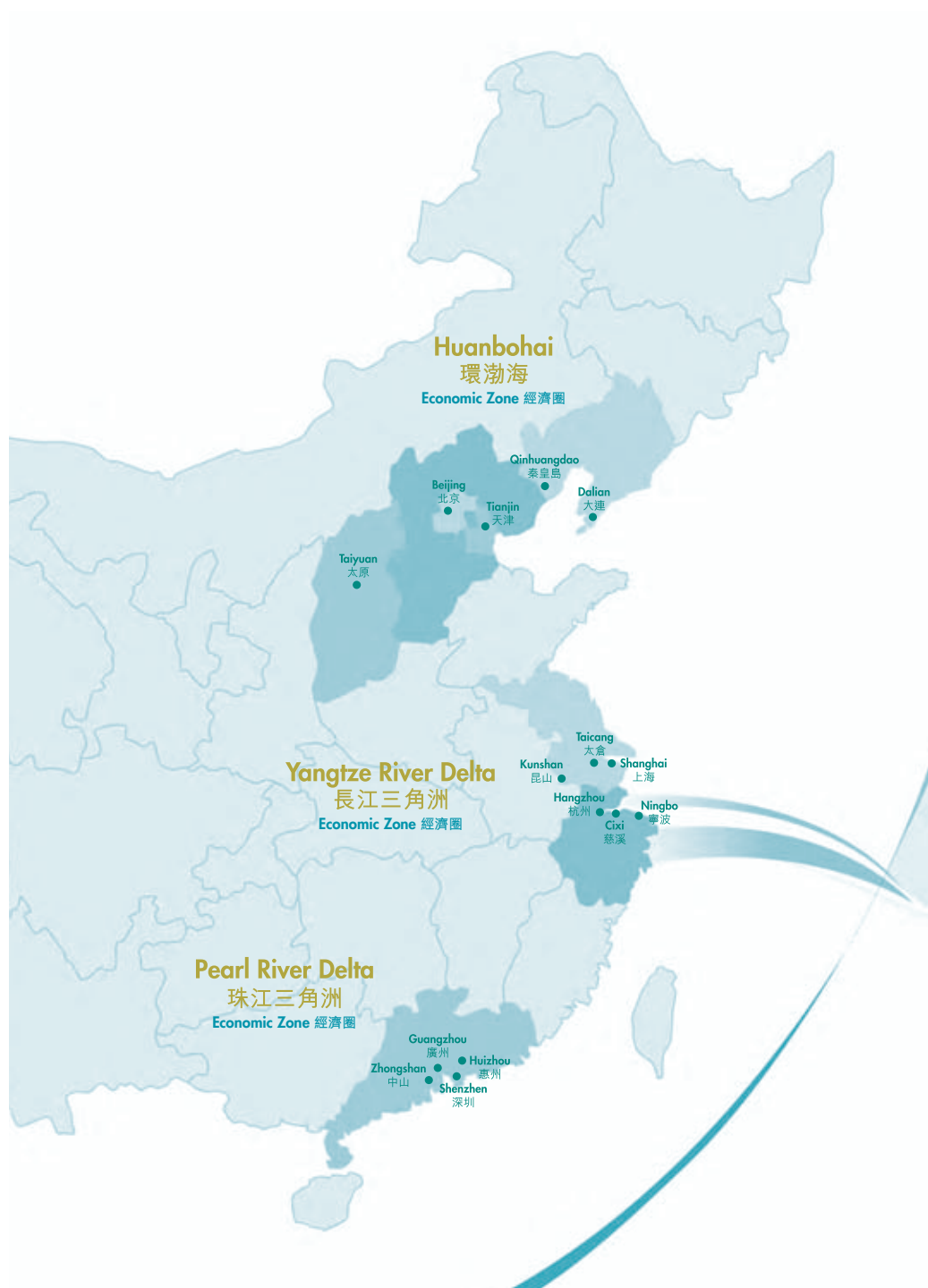
| No | Project Name | Location | Aggregate GFA for Entire Project | GFA Completed | Total Saleable GFA | Total Saleable GFA Sold | GFA Under Development | GFA Held for Future Development | Interest attributable to the Company |
|--|--|-------------|---|------------------|--------------------------|-------------------------------|--------------------------|---------------------------------------|---|
| <i>(in sq.m.)</i> | | | | | | | | | |
| Huanbohai Economic Zone | | | | | | | | | |
| 1 | Hopson Regal Riviera | Beijing | 1,102,316 | 797,316 | 946,294 | 604,816 | 0 | 248,843 | 100.0% |
| 2 | Hopson No. 8 Royal Park | Beijing | 886,556 | 325,133 | 773,238 | 152,453 | 215,794 | 270,570 | 80.0% |
| 3 | Hopson Dreams World. | Beijing | 646,298 | 454,706 | 570,065 | 307,881 | 152,769 | 0 | 100.0% |
| 4 | Yuhe Project. | Beijing | 13,650 | 0 | 10,000 | 0 | 10,000 | 0 | 100.0% |
| 5 | Hopson Regal Park | Beijing | 442,094 | 442,094 | 406,447 | 387,441 | 0 | 0 | 100.0% |
| 6 | Hopson Regal Court. | Beijing | 396,085 | 396,085 | 361,549 | 0 | 0 | 0 | 100.0% |
| 7 | Beijing Miyun Project.. . . . | Beijing | 12,327 | 0 | 12,327 | 0 | 0 | 12,327 | 100.0% |
| 8 | Hopson Regal | Beijing | 126,312 | 0 | 126,312 | 0 | 0 | 126,312 | 90.9% |
| | Subtotal. | | 3,625,638 | 2,415,334 | 3,206,232 | 1,452,591 | 378,562 | 658,053 | - |
| 9 | Jingjin New Town.. . . . | Tianjing | 4,499,743 | 818,459 | 4,420,276 | 626,894 | 367,043 | 3,276,190 | 92.3% |
| 10 | Hopson Belvedere Bay | Tianjing | 246,648 | 191,671 | 184,077 | 139,480 | 33,736 | 0 | 100.0% |
| 11 | Tianjin Hopson International Tower | Tianjing | 195,810 | 97,342 | 135,429 | 0 | 70,002 | 0 | 98.9% |
| 12 | Tianjin Hopson International Mansion. | Tianjing | 166,931 | 0 | 118,466 | 0 | 0 | 118,466 | 100.0% |
| 13 | Dongli Lake Project | Tianjing | 1,130,000 | 0 | 1,130,000 | 0 | 0 | 1,130,000 | 100.0% |
| | Subtotal. | | 6,239,131 | 1,107,473 | 5,988,248 | 766,374 | 470,781 | 4,524,656 | - |
| 14 | Hopson Regal Seashore | Dalian | 511,219 | 178,490 | 455,796 | 144,696 | 82,650 | 220,262 | 100.0% |
| | Subtotal. | | 511,219 | 178,490 | 455,796 | 144,696 | 82,650 | 220,262 | - |
| 15 | Hopson International City | Taiyuan | 471,760 | 107,504 | 449,541 | 75,756 | 352,015 | 0 | 100.0% |
| | Subtotal. | | 471,760 | 107,504 | 449,541 | 75,756 | 352,015 | 0 | - |
| 16 | Hopson Seasky Villa. | Qinhuangdao | 1,391,992 | 27,422 | 1,271,834 | 0 | 38,544 | 1,213,884 | 51.0% |
| | Subtotal. | | 1,391,992 | 27,422 | 1,271,834 | 0 | 38,544 | 1,213,884 | - |
| Yangtze River Delta Economic Zone | | | | | | | | | |
| 17 | Hopson Town | Shanghai | 614,085 | 607,051 | 551,329 | 527,233 | 0 | 727 | 100.0% |
| 18 | Hopson Sheshan Dongziyuan | Shanghai | 131,217 | 131,217 | 129,653 | 49,415 | 0 | 0 | 100.0% |

| No | Project Name | Location | Aggregate GFA for Entire Project | GFA Completed | Total Saleable GFA | Total Saleable GFA Sold | GFA Under Development | GFA Held for Future Development | Interest attributable to the Company |
|--|---|-----------|---|-------------------|--------------------------|-------------------------------|--------------------------|---------------------------------------|---|
| <i>(in sq.m.)</i> | | | | | | | | | |
| 19 | Hopson Guangfuhui | Shanghai | 131,943 | 131,943 | 127,731 | 17,686 | 0 | 0 | 100.0% |
| 20 | Hopson Asset Seascape Residence | Shanghai | 283,769 | 283,769 | 264,626 | 180,966 | 0 | 0 | 100.0% |
| 21 | Shanghai Tea Factory Project . | Shanghai | 37,366 | 0 | 37,366 | 0 | 0 | 37,366 | 100.0% |
| | Subtotal | | 1,198,379 | 1,153,979 | 1,110,705 | 775,299 | 0 | 38,093 | - |
| 22 | Hopson International Garden . | Kunshan | 667,038 | 191,806 | 588,827 | 140,890 | 354,678 | 56,247 | 100.0% |
| | Subtotal | | 667,038 | 191,806 | 588,827 | 140,890 | 354,678 | 56,247 | - |
| 23 | Hopson Sea Block | Taicang | 303,194 | 0 | 274,695 | 0 | 273,906 | 788 | 100.0% |
| | Subtotal | | 303,194 | 0 | 274,695 | 0 | 273,906 | 788 | - |
| 24 | The Town of Hangzhou Bay | Cixi | 3,947,845 | 473,449 | 2,767,715 | 332,437 | 1,664,732 | 729,960 | 100.0% |
| | Subtotal | | 3,947,845 | 473,449 | 2,767,715 | 332,437 | 1,664,732 | 729,960 | - |
| Pearl River Delta Economic Zone | | | | | | | | | |
| | Hopson Gallopade Park | Guangzhou | 616,023 | 408,023 | 596,259 | 387,075 | 0 | 208,000 | 95.0% |
| | Hopson Pleasant View Garden ⁽¹⁾ | Guangzhou | 1,042,074 | 865,775 | 973,341 | 802,423 | 0 | 158,641 | 95.0% |
| | Hopson Huanan New City . . . | Guangzhou | 967,343 | 831,079 | 860,065 | 658,085 | 0 | 136,005 | 100.0% |
| | Hopson Gallopade Park – South Court | Guangzhou | 823,883 | 823,883 | 788,637 | 751,054 | 0 | 0 | 95.0% |
| | Qianjin Road Project | Guangzhou | 325,663 | 0 | 208,863 | 0 | 0 | 208,863 | 100.0% |
| | Hopson Regal Riviera | Guangzhou | 1,694,838 | 1,133,377 | 1,613,201 | 956,411 | 0 | 547,000 | 99.5% |
| | Hopson Regal Villa | Guangzhou | 151,540 | 87,728 | 141,592 | 67,854 | 0 | 58,446 | 100.0% |
| | Hopson Belvedere Bay | Guangzhou | 733,604 | 529,917 | 692,533 | 450,322 | 187,630 | 0 | 100.0% |
| | Hopson Xijing Banshan | Guangzhou | 482,569 | 0 | 410,010 | 0 | 0 | 410,010 | 99.5% |
| | Zhujiang Technology Innovation Park | Guangzhou | 193,513 | 0 | 193,513 | 0 | 0 | 193,513 | 55.0% |
| | Hopson Hushan International . | Guangzhou | 1,441,696 | 366,652 | 1,342,691 | 320,416 | 180,154 | 841,023 | 100.0% |
| | Hopson TIT Project International Industrial Park . | Guangzhou | 375,334 | 0 | 375,334 | 0 | 28,843 | 346,490 | 65.0% |
| | TIT Project (International Park) | Guangzhou | 824,410 | 0 | 788,425 | 0 | 0 | 788,425 | 65.0% |
| | Hopson Yijing Mingyuan | Guangzhou | 1,369,847 | 50,858 | 1,367,341 | 33,134 | 0 | 1,318,989 | 100.0% |
| | Subtotal | | 11,042,336 | 5,097,291 | 10,351,805 | 4,426,774 | 396,627 | 5,215,405 | - |
| | Hopson Yujing Bay | Huizhou | 1,888,357 | 298,935 | 1,876,034 | 220,974 | 606,931 | 982,491 | 100.0% |
| | Zhujiang New Industry Innovation Park | Huizhou | 1,383,667 | 0 | 1,383,667 | 0 | 0 | 1,383,667 | 100.0% |
| | Hopson Regal Bay | Huizhou | 767,771 | 625,027 | 637,691 | 462,243 | 113,070 | 0 | 100.0% |
| | Hopson International New City | Huizhou | 1,492,962 | 1,116,342 | 1,375,897 | 858,481 | 209,021 | 143,799 | 100.0% |
| | Hopson Xiaogui Bay | Huizhou | 2,046,386 | 460,559 | 1,970,921 | 290,462 | 132,003 | 1,423,473 | 100.0% |
| | Shidai City Project | Huizhou | 1,884,412 | 0 | 1,491,247 | 0 | 34,628 | 1,456,620 | 100.0% |
| | Hopson Seaside Garden | Huizhou | 114,004 | 114,004 | 97,801 | 81,134 | 0 | 0 | 100.0% |
| | Subtotal | | 9,577,559 | 2,614,867 | 8,833,257 | 1,913,294 | 1,095,653 | 5,390,049 | - |
| | Zhongshan Rainbow Project . . | Zhongshan | 468,879 | 0 | 426,136 | 0 | 0 | 426,136 | 95.0% |
| | Hopson Xijing Garden | Zhongshan | 442,335 | 106,436 | 414,111 | 51,783 | 71,633 | 247,900 | 95.0% |
| | Subtotal | | 911,215 | 106,436 | 840,247 | 51,783 | 71,633 | 674,036 | - |
| | Shenzhen Wilcon Industrial Park | Shenzhen | 59,998 | 59,998 | 59,998 | 0 | 0 | 0 | 100.0% |
| | Subtotal | | 59,998 | 59,998 | 59,998 | 0 | 0 | 0 | - |
| | Total | | 39,947,303 | 13,534,049 | 36,198,901 | 10,079,896 | 5,179,781 | 18,721,435 | - |

Note:

- (1) Pleasant View Garden is being developed by Guangdong Hopson Leijing Real Estate Co. Limited, our wholly-owned subsidiary, Guangzhou Hopson Cuijing Real Estate Limited, a project company in which we hold a 97% equity interest, Guangzhou Hopson Yijing Real Estate Limited, a project company in which we hold a 99.5% equity interest, and Guangdong New Tai An Real Estate Limited, our wholly-owned subsidiary.

The following map shows the cities where our 75 projects are located as of June 30, 2019.



The following is a brief description of our major development projects as of June 30, 2019.

Hopson Regal Riviera (合生珠江帝景)

Hopson Regal Riviera is located at 23A, West Dawang Road, Chaoyang District, Beijing. This project occupies an aggregate site area of approximately 254,921 sq.m. and has an expected aggregate saleable GFA of approximately 946,294 sq.m.

As of June 30, 2019, completed properties had an aggregate saleable GFA of approximately 797,316 sq.m.

As of June 30, 2019, properties with an aggregate saleable GFA of approximately 604,816 sq.m. had been sold and delivered.

As of June 30, 2019, properties held for future development had an expected aggregate saleable GFA of approximately 248,843 sq.m.

This project offers buildings for residential purposes. It also includes a club house. We have a 100% interest in this project.

Hopson No. 8 Royal Park (合生霄雲路8號)

Hopson No. 8 Royal Park is located at Xiaoyun Road, Chaoyang District, Beijing. It is being developed by Beijing Xingjingrun Property Co., Ltd., a project company in which we hold an 80% equity interest. This project occupies an aggregate site area of approximately 200,000 sq.m. and has an expected aggregate saleable GFA of approximately 773,238 sq.m.

As of June 30, 2019, completed properties had an aggregate saleable GFA of approximately 325,133 sq.m., properties with an aggregate saleable GFA of approximately 152,453 sq.m. had been sold and delivered.

As of June 30, 2019, properties under development and properties held for future development had expected aggregate saleable GFAs of approximately 215,794 sq.m. and 270,570 sq.m., respectively.

This project offers buildings for residential purposes. It also includes a club house. We have an 80% interest in this project.

Hopson Dreams World (合生世界村)

Hopson Dreams World is located at Majuqiao Town, Liangshui River south, Yizhuang, Tongzhou District, Beijing. It is being developed by Beijing Hopson Beifang Real Estate Development Limited, our wholly-owned project company. This project occupies an aggregate site area of approximately 129,070 sq.m. and has an expected aggregate saleable GFA of approximately 570,065 sq.m.

As of June 30, 2019, completed properties had an aggregate saleable GFA of approximately 454,706 sq.m., properties with an aggregate saleable GFA of approximately 307,881 sq.m. had been sold and delivered.

As of June 30, 2019, properties under development had an expected aggregate saleable GFA of approximately 152,769 sq.m.

As of June 30, 2019, we have developed all the properties in Hopson Dreams World.

This project offers buildings for residential purposes and a shopping arcade. We have a 100% interest in this project.

Hopson Regal Court (合生時代帝景)

Hopson Regal Court is located at West Dawang Road, Chaoyang District, Beijing. It is being developed by Beijing Hopson Yujing Property Development Company Limited, our wholly-owned project company. This project occupies an aggregate site area of approximately 47,285 sq.m. and has an expected aggregate saleable GFA of approximately 361,549 sq.m.

As of June 30, 2019, completed properties had an aggregate saleable GFA of approximately 396,085 sq.m. and we have completed all the properties in Hopson Regal Court.

This project offers buildings for office and retail shop purposes. We have a 100% interest in this project.

Yuhe Project (玉河項目)

Yuhe Project is located at Southern District of Yuhe Wenbao Area, Dongcheng District, Beijing. It is being developed by Beijing Derun Fengtai Asset Management Company Limited, Beijing Dingyi Langxuan Investment Consultants Company Limited, Beijing Jianing Meitian Arts and Culture Company Limited, Beijing Jiasheng Chuangyi Culture and Media Company Limited, Beijing Ruihua Shiji Advertising Company Limited, Beijing Tianhe Yitai Arts and Culture Company Limited, and Beijing Zhuozhan Dekai Advertising Company Limited. The project companies acquired and upgraded an old Siheyuan, a historical type of residence, for future resale.

As of June 30, 2019, this property project was still under construction with an expected aggregate saleable GFA of approximately 10,000 sq.m.

This project offers buildings for residential purposes. We have a 100% interest in this project.

Hopson Regal Park (合生濱江帝景)

Hopson Regal Park is located at Qiaozhuang Village, Yongshun Town, Tongzhou District, Beijing. It is being developed by Beijing Hopson Lu Zhou Real Estate Development Limited, another wholly-owned project company of ours. This project occupies an aggregate site area of approximately 87,640 sq.m. and has an expected aggregate saleable GFA of approximately 406,447 sq.m.

As of June 30, 2019, the development of this project has been completed and properties with an aggregate saleable GFA of approximately 387,441 sq.m had been sold and delivered.

This project offers buildings for residential purposes. We have a 100% interest in this project.

Beijing Miyun Project (密雲項目)

Beijing Miyun Project is located at Shanzi Reservoir, Bulaotun Village, Miyun County, Beijing. It is being developed by Beijing Rui Yu Investment Management Company Limited, a project company in which we hold a 100% interest. This project occupies an aggregate site area of approximately 49,924 sq.m. and has an expected aggregate saleable GFA of approximately 12,327 sq.m.

As of June 30, 2019, this project remained held for future development with an expected aggregate saleable GFA of approximately 12,327 sq.m.

This project offers buildings for residential purposes. We have a 100% interest in this project.

Hopson Regal (合生帝景)

Hopson Regal is located at East of Wenquan East Road, North of National Highway 102, Dachang Hui Autonomous County, Langfang City, Hebei Province. This project occupies an aggregate site area of approximately 43,603 sq.m. and has an expected aggregate saleable GFA of approximately 126,312 sq.m.

As of June 30, 2019, this project remained held for future development.

This project offers buildings for residential purposes. We have a 90.91% interest in this project.

Jingjin New Town (京津新城)

Jingjin New Town is located at Zhujiang South Road, Zhouliangzhuang Town, Baodi District, Tianjin. It is being developed by Tianjin Hopson Zhujiang Real Estate Development Limited, a project company in which we hold a 92.3% equity interest. This project occupies an aggregate site area of approximately 13,581,554 sq.m. and has an expected aggregate saleable GFA of approximately 4,420,276 sq.m.

As of June 30, 2019, completed properties had an aggregate saleable GFA of approximately 818,459 sq.m., approximately 626,894 sq.m. of which had been sold and delivered.

As of June 30, 2019, properties under development and properties held for future development had expected aggregate saleable GFAs of approximately 367,043 sq.m. and 3,276,190 sq.m., respectively.

This project primarily offers buildings for residential purposes. It also includes a shopping arcade and ancillary facilities such as a luxury hotel and a golf course constructed in accordance with international standard. We have a 92.3% interest in this project.

Hopson Belvedere Bay (合生君景灣)

Hopson Belvedere Bay is located at Interchange of Dongshi Road and No. 1 Shipcanal, Tanggu Development Zone, Tianjin. It is being developed by Tianjin Ruiwan Investment Development Co., Ltd., a project company in which we hold a 100.0% equity interest. This project occupies an aggregate site area of approximately 69,401 sq.m. and has an expected aggregate saleable GFA of approximately 184,077 sq.m.

As of June 30, 2019, completed properties had an aggregate saleable GFA of approximately 191,671 sq.m., approximately 139,479 sq.m. of which had been sold and delivered.

As of June 30, 2019, properties under development had expected aggregate saleable GFAs of approximately 33,736 sq.m.

This project primarily offers buildings for residential purposes. It also includes a shopping arcade and ancillary facilities such as a luxury hotel and a golf course constructed in accordance with international standard. We have a 100.0% interest in this project.

Tianjin Hopson International Tower (天津合生國際大廈)

Tianjin Hopson International Tower is located at Interchange of Fuan Main Street and Xingan Road, Heping District, Tianjin. It is being developed by Tianjin Hopson Binhai Real Estate Development Company Limited, a project company in which we hold a 98.9% equity interest. This project occupies an aggregate site area of approximately 20,631 sq.m. and has an expected aggregate saleable GFA of approximately 135,429 sq.m.

As of June 30, 2019, all properties of this project are under development and are expected to complete in 2022 and after.

This project is expected to offer buildings for residential purposes. We have a 98.9% interest in this project.

Tianjin Hopson International Mansion (天津合生國際公寓)

Tianjin Hopson International Mansion is located at Interchange of Weijin South Road and Shuishang North Road, Nankai District, Tianjin. It is being developed by Tianjin Babo Real Estate Development Company Limited, our wholly-owned project company. This project occupies an aggregate site area of approximately 15,989 sq.m. and has an expected aggregate GFA of approximately 118,466 sq.m.

As of June 30, 2019, all properties of this project are under development and are expected to complete in 2022 and after.

This project is expected to offer buildings for residential purposes. We have a 100% interest in this project.

Dongli Lake Project (東麗湖項目)

Dongli Lake Project is located at East Chitu Town, Dongli Avenue North, Dongli Lake West, Dongli District, Tianjin. It is being developed by Tianjin Zeye Modern Agricultural Development Co., Limited, our wholly-owned project company. This project occupies an aggregate site area of 1,130,000 sq.m. and has an expected aggregate saleable GFA of approximately 1,130,000 sq.m.

As of June 30, 2019, properties of this project remained held for future development. The land occupied by Dongli Lake is collectively-owned land. We must convert this parcel of land to state-owned land before we commence construction.

This project is expected to offer buildings for residential purposes. We have a 100% interest in this project.

Hopson Regal Seashore (合生江山帝景)

Hopson Regal Seashore Project is located at Yanbei Road, Tieshan Town, Lushunkou District, Dalian. It is being developed by Dalian Hopson Xing Ye Real Estate Development Company Limited, our wholly-owned project company. This project occupies an aggregate site area of approximately 233,598 sq.m. and has an expected aggregate GFA of approximately 455,796 sq.m.

As of June 30, 2019, completed properties had an aggregate saleable GFA of approximately 178,490 sq.m. and properties with an aggregate saleable GFA of approximately 144,696 sq.m. had been sold and delivered.

As of June 30, 2019, properties under development and properties held for future development had expected aggregate saleable GFAs of approximately 82,650 sq.m. and 220,262 sq.m., respectively.

This project is expected to offer buildings for residential purposes. We have a 100% interest in this project.

Hopson International City (合生國際城)

Hopson International City is located at West of Bingzhou Road, East of Tiyu Road and North of Eryingpan Street, Taiyuan, Shanxi. It is being developed by Shanxi Hopson Dijing Construction Company Limited, our wholly-owned project company. This project occupies an aggregate site area of approximately 92,564 sq.m. and has an expected aggregate saleable GFA of approximately 449,541 sq.m.

As of June 30, 2019, completed properties had an aggregate saleable GFA of approximately 107,504 sq.m. and properties with an aggregate saleable GFA of approximately 75,756 sq.m. had been sold and delivered.

As of June 30, 2019, properties under development had expected aggregate saleable GFAs of approximately 352,015 sq.m.

This project is expected to offer buildings for residential purposes and a shopping arcade. It will also include hotel and club houses. We have a 100% interest in this project.

Hopson Seasky Villa (天戴河)

Hopson Seasky Villa is located at the intersection of Hebei and Liaoning Provinces, Northwestern coast of Liaodong Bay. It is being developed by Suizhong Haisheng Tourism Development Corporation, a project company in which we hold a 51% equity interest. This project occupies an aggregate site area of approximately 579,002 sq.m. and has an expected aggregate saleable GFA of approximately 1,271,834 sq.m.

As of June 30, 2019, completed properties had an aggregate saleable GFA of approximately 27,422 sq.m. and none of the completed properties had been sold and delivered.

As of June 30, 2019, properties under development and properties held for future development had an expected aggregate saleable GFAs of approximately 38,544 sq.m. and 1,213,884 sq.m., respectively.

This project offers buildings for residential purposes. It will also include a shopping arcade and club houses. We have a 51% interest in this project.

Hopson Town (合生城邦城)

Hopson Town is located at Anning Road, Minhang District, Shanghai. It is being developed by Shanghai Lung Meng Real Estate Development Company Limited, our wholly-owned project company. This project occupies an aggregate site area of approximately 517,475 sq.m. and has an expected aggregate saleable GFA of approximately 551,329 sq.m.

As of June 30, 2019, completed properties had an aggregate saleable GFA of approximately 607,051 sq.m. and properties with an aggregate saleable GFA of approximately 527,233 sq.m. had been sold and delivered.

As of June 30, 2019, properties held for future development had an expected aggregate saleable GFA of approximately 727 sq.m., the development of which is expected to complete in 2022 and after.

This project offers terraced houses and high-rise apartment buildings. It also includes kindergarten. We have a 100% interest in this project.

Hopson Sheshan Dongziyuan (合山佘山東紫園)

Hopson Sheshan Dongziyuan is located at Linhu Road, Shanghai Sheshan National Holiday Resort, Shanghai. It is being developed by Shanghai Long Jia Properties Limited, our wholly-owned project company. This project occupies an aggregate site area of approximately 443,726 sq.m. and has an expected aggregate saleable GFA of approximately 129,653 sq.m.

As of June 30, 2019, completed properties had an aggregate saleable GFA of approximately 131,217 sq.m. and properties with an aggregate saleable GFA of approximately 49,415 sq.m. had been sold and delivered.

This project offers villa buildings. We have a 100% interest in this project.

Hopson Guangfuhui (廣富匯)

Hopson Guangfuhui is located at Lot Nos. 2-5, Guang Fu Lin, Songjiang District, Shanghai. It is being developed by Shanghai Hopson Jinting Real Estate Development Company Ltd., a project company in which we hold a 100% interest. This project occupies an aggregate site area of approximately 94,476 sq.m. and has an expected aggregate saleable GFA of approximately 127,731 sq.m.

As of June 30, 2019, completed properties had an aggregate saleable GFA of approximately 131,943 sq.m. and properties with an aggregate saleable GFA of approximately 17,686 sq.m. had been sold and delivered.

This project offers buildings for residential purposes. We have a 100% interest in this project.

Hopson Asset SeascapE Residence (合生財富海景公館)

Hopson Asset SeascapE Residence is located at Lot E25, Hangzhou Bay Avenue, Longsheng Road, Jinshan New District, Shanghai. It is being developed by Shanghai Hopson Linhai Real Estate Development Company Limited, a project company in which we hold a 100% interest. This project occupies an aggregate site area of approximately 88,449 sq.m. and has an expected aggregate saleable GFA of approximately 264,626 sq.m.

As of June 30, 2019, completed properties had an aggregate saleable GFA of approximately 283,769 sq.m. and properties with an aggregate saleable GFA of approximately 180,966 sq.m. had been sold and delivered.

This project offers buildings for residential purposes. We have a 100% interest in this project.

Shanghai Tea Factory Project (上海茶葉廠項目)

Shanghai Tea Factory Project is located at No. 1300 Jungong Road, Yangpu District, Shanghai. It is being developed by Shanghai Tongzhen Investment Consulting Co., Ltd.. This project occupies an aggregate site area of approximately 36,914 sq.m and has an expected aggregate saleable GFA of approximately 37,366 sq.m.

As of June 30, 2019, all the properties were held for further development which had an expected aggregate saleable GFA of approximately 37,366 sq.m.

This project is expected to offer buildings primarily for residential purposes. We have a 100% interest in this project.

Hopson International Garden (合生國際花園)

Hopson International Garden is located at Zhoushi Town, Kunshan, Greater Suzhou, Jiangsu Province. It is being developed by Kunshan Hopson Property Development Company Limited, our wholly-owned project company. This project occupies an aggregate site area of approximately 255,581 sq.m. and has an expected aggregate saleable GFA of approximately 588,827 sq.m.

As of June 30, 2019, completed properties had an aggregate saleable GFA of approximately 191,806 sq.m. and properties with an aggregate saleable GFA of approximately 140,890 sq.m. had been sold and delivered.

As of June 30, 2019, properties under development and properties held for future development had expected aggregate saleable GFAs of approximately 56,247 sq.m. and 354,678 sq.m.

This project offers buildings primarily for residential purposes. We have a 100% interest in this project.

The Town of Hangzhou Bay (合生杭州灣國際新城)

The Town of Hangzhou Bay is located in the northwestern region of Hangzhou Bay New District, Cixi, Ningbo, Zhejiang Province. It is being developed by Ningbo Hopson Kam City Real Estate Company Limited, our wholly-owned project company. This project occupies an aggregate site area of approximately 3,947,845 sq.m. and has an expected aggregate saleable GFA of approximately 2,767,715 sq.m.

As of June 30, 2019, completed properties had an aggregate saleable GFA of approximately 473,449 sq.m. and properties with an aggregate saleable GFA of approximately 332,437 sq.m. had been sold and delivered.

As of June 30, 2019, properties under development and properties held for future development had expected aggregate saleable GFAs of approximately 1,664,732 sq.m. and 729,960 sq.m., respectively.

This project offers buildings for residential purposes. It will also include a shopping arcade and a chamber. We have a 100% interest in this project.

Hopson Sea Block (合生伴海)

Hopson Sea Block is located at No. 588, Longjiang Road, Taicang, Suzhou, Jiangsu Province. It is being developed by Suzhou Ruiyin Real Estate Company Ltd., a project company in which we hold a 100% interest. This project occupies an aggregate site area of approximately 100,044 sq.m. and has an expected aggregate saleable GFA of approximately 274,695 sq.m.

As of June 30, 2019, properties under development and properties held for future development had expected aggregate saleable GFAs of approximately 273,906 sq.m. and 788 sq.m., respectively.

This project offers buildings for residential purposes. We have a 100% interest in this project.

Hopson Gallopade Park (合生駿景花園)

Hopson Gallopade Park is located at Zhongshan Avenue, Tianhe District, Guangzhou. It is being developed by Guangzhou Hopson Keji Garden Real Estate Limited, a project company in which we hold a 95% equity interest. This project occupies an aggregate site area of approximately 179,667 sq.m. and has an aggregate saleable GFA of approximately 596,259 sq.m.

As of June 30, 2019, completed properties had an aggregate saleable GFA of approximately 408,023 sq.m. and properties held for future development had an expected aggregate saleable GFA of approximately 208,000 sq.m.

This project offers buildings for residential, commercial, retail and carparking purposes. It also includes retail shops and ancillary facilities such as a club house, a kindergarten and a middle school. We have a 95% interest in this project.

Hopson Pleasant View Garden (合生逸景翠園)

Hopson Pleasant View Garden is located at Guangzhou Avenue South, Haizhu District, Guangzhou. It is being developed by Guangdong Hopson Lejing Real Estate Co. Limited, our wholly-owned project company, Guangzhou Hopson Cuijing Real Estate Limited, a project company in which we hold a 97% equity interest, Guangzhou Hopson Yijing Real Estate Limited, a project company in which we hold a 99.5% equity interest, and Guangdong New Tai An Real Estate Limited, our wholly-owned subsidiary. This project occupies an aggregate site area of 309,882 sq.m. and has an expected aggregate saleable GFA of approximately 973,341 sq.m.

As of June 30, 2019, completed properties had an aggregate saleable GFA of approximately 865,775 sq.m. and properties with an aggregate saleable GFA of approximately 802,423 sq.m. had been sold and delivered.

As of June 30, 2019, properties held for future had an expected aggregate saleable GFA of approximately 158,641 sq.m.

This project offers buildings for residential, commercial, retail and carparking purposes. It also includes retail shops and ancillary facilities such as a club house, a kindergarten and two schools. We have a 94.98% interest in this project.

Hopson Huanan New City (合生華南新城)

Hopson Huanan New City is located at Xingnan Avenue, Panyu District, Guangzhou. It is being developed by Guangdong Huanan New City Real Estate Limited. This project occupies an aggregate site area of approximately 549,431 sq.m. and has an expected aggregate saleable GFA of approximately 860,065 sq.m.

As of June 30, 2019, completed properties had an aggregate saleable GFA of approximately 831,079 sq.m. and properties with an aggregate saleable GFA of approximately 658,085 sq.m. had been sold and delivered.

As of June 30, 2019, properties held for future development had an expected aggregate saleable GFA of approximately 136,005 sq.m.

This project offers villa buildings. It also includes retail shops and ancillary facilities such as a club house, a kindergarten and two schools. We have a 100% interest in this project.

Hopson Gallopade Park – South Court (合生駿景南苑)

Hopson Gallopade Park – South Court located to the East of Tianhe Park on the site of the Asian Games Guangzhou, which is located in the heart of Eastern Tianhe. It is being developed by Guangzhou Hopson Junjing Real Estate Limited, a project company in which we hold a 95% equity interest. This project occupies an aggregate site area of approximately 222,022 sq.m. and has an expected aggregate saleable GFA of approximately 788,637 sq.m.

As of June 30, 2019, completed properties had an aggregate saleable GFA of approximately 823,883 sq.m. and properties with an aggregate saleable GFA of approximately 751,054 sq.m. had been sold and delivered.

As of June 30, 2019, we did not hold any properties for future.

This project offers buildings for residential purposes. It also includes retail shops and ancillary facilities such as a club house, a kindergarten and a primary school. We have a 95% interest in this project.

Hopson Regal Riviera (合生珠江帝景)

Hopson Regal Riviera is located at Haojing Street, Yizhou Road, Haizhu District, the new city center of Guangzhou. It is being developed by Guangzhou Zhujiang Qiaodu Real Estate Limited, a project company in which we hold a 99.5% interest. This project occupies an aggregate site area of approximately 397,193 sq.m. and has an expected aggregate saleable GFA of approximately 1,613,201 sq.m.

As of June 30, 2019, completed properties had an aggregate saleable GFA of approximately 1,133,377 sq.m. and properties with an aggregate saleable GFA of approximately 956,411 sq.m. had been sold and delivered.

As of June 30, 2019, properties held for future development had an expected aggregate saleable GFA of approximately 547,000 sq.m.

This project offers buildings for residential, commercial, retail and carparking purposes. It also includes retail shops and ancillary facilities such as a hotel, a club house, a kindergarten and a primary school. We have a 99.5% interest in this project.

Hopson Regal Villa (合生帝景山莊)

Regal Villa is located at the mid-levels of Aoti Road, Tianhe District, Guangzhou. It is being developed by Guangzhou Hopson Dongyu Real Estate Limited, our wholly-owned project company. This project occupies an aggregate site area of approximately 221,529 sq.m. and has an expected aggregate saleable GFA of approximately 141,529 sq.m.

As of June 30, 2019, completed properties had an aggregate saleable GFA of approximately 87,728 sq.m. and properties with an aggregate saleable GFA of approximately 67,854 sq.m. had been sold and delivered.

As of June 30, 2019, properties held for future development had an expected aggregate saleable GFA of approximately 58,446 sq.m.

This project offers residential and retail space. It also includes ancillary facilities such as a kindergarten and a primary school. We have a 100% interest in this project.

Hopson Belvedere Bay (合生君景灣)

Hopson Belvedere Bay is located at Huangqi Beicun Avenue, Dali, Nanhai District, Foshan, Guangzhou. It is being developed by Guangdong Hopson Hong Jing Real Estate Company Limited, our wholly-owned project company. This project occupies an aggregate site area of approximately 211,343 sq.m. and has an expected aggregate saleable GFA of approximately 692,533 sq.m.

As of June 30, 2019, completed properties had an aggregate saleable GFA of approximately 529,917 sq.m. and properties with an aggregate saleable GFA of approximately 450,322 sq.m. had been sold and delivered.

As of June 30, 2019, properties under development had an expected aggregate saleable GFA of approximately 187,630 sq.m.

This project offers residential and retail space. It also includes facilities such as a club house and a kindergarten. We have a 100% interest in this project.

Hopson Xijing Banshan (合生熹景半山)

Hopson Xijing Banshan is located at Honbenggang Reservoir, Shiling Town, Huadu District, Guangzhou. It is being developed by Guangzhou Xin Chang Jiang Development Limited, a project company in which we have a 95.5% interest. This project occupies an aggregate site area of approximately 352,744 sq.m. and has an expected aggregate saleable GFA of approximately 410,010 sq.m.

As of June 30, 2019, properties held for future development had expected aggregate saleable GFAs of approximately sq.m and 410,010 sq.m., respectively.

This project offers residential and retail space. It will also include ancillary facilities such as a club house, a kindergarten and a hospital. We have a 95.5% interest in this project.

Zhujiang Technology Innovation Park (TIT項目(珠江科技創意園))

Zhujiang Technology Innovation Park is located adjacent to Machao Industry Estate, Jiufu Town, Guangzhou. It is being developed by Guangzhou Dongtai Textile Industry Co., Ltd., a project company in which we hold a 55% equity interest. This project occupies an aggregate site area of approximately 242,567 sq.m. and has an expected aggregate saleable GFA of approximately 193,513 sq.m.

As of June 30, 2019, this project remained held for future development.

This project offers buildings for residential, commercial, retail and carparking purposes. It also includes retail shops and ancillary facilities such as a kindergarten and a middle school. We have a 55% interest in this project.

Hopson Hushan International (合生湖山國際)

Hopson Hushan International is located at Yuanzhang Avenue, Xintang Town, Zengcheng City, Guangdong province. It is being developed by Guangzhou Ziyun Village Real Estate Company Limited, our-wholly owned project company. This project occupies an aggregate site area of approximately 443,571 sq.m. and has an expected aggregate saleable GFA of approximately 1,342,691 sq.m.

As of June 30, 2019, completed properties had an aggregate saleable GFA of approximately 366,652 sq.m. and properties with an aggregate saleable GFA of approximately 320,416 sq.m. had been sold and delivered.

As of June 30, 2019, properties under development properties held for future development had expected aggregate saleable GFAs of approximately 180,154 sq.m. and 841,023 sq.m., respectively.

This project offers residential and retail space. It also includes ancillary facilities such as a club house, a kindergarten and two schools. We have a 100% interest in this project.

Qianjin Road Project (前進路項目)

Qianjin Road Project is located at Qianjin Road, Haizhu District, Guangzhou. It is being developed by Guangzhou Hopson Shengjing Real Estate Company Limited, our wholly-owned project company. This project occupies an aggregate site area of approximately 54,286 sq.m. and has an expected aggregate saleable GFA of approximately 208,863 sq.m.

As of June 30, 2019, this project remained held for future development.

This project is expected to offer buildings for residential purposes. We have a 100% interest in this project.

Hopson TIT International Industrial Park (合生TIT國際產業園)

Hopson TIT International Industrial Park is located at Dawo Village, Tanbu Village, Huadu District, Guangzhou. It is being developed by Guangzhou Dongtai Textile Industry Company Limited, a project company in which we hold a 65% interest. This project occupies an aggregate site area of approximately 296,921 sq.m. and has an expected aggregate saleable GFA of approximately 375,334 sq.m.

As of June 30, 2019, properties under development and properties held for future development had expected aggregate saleable GFAs of approximately 28,843 sq.m. and 346,490 sq.m., respectively.

This project offers buildings for residential purposes. We have a 65% interest in this project.

TIT Project (International Park) (TIT項目(科貿園))

TIT Project is located at No. 489 Xingang Mid Road, Haizhu District, Guangzhou. It is being developed by Guangzhou No.1 Dyeing and Weaving Co., Ltd., a project company in which we hold a 65% equity interest. This project occupies an aggregate site area of approximately 111,267 sq.m. and has an expected aggregate saleable GFA of approximately 788,425 sq.m.

As of June 30, 2019, this project remained held for future development.

This project offers buildings for residential, commercial, retail and carparking purposes. It also includes retail shops and ancillary facilities such as a kindergarten and a middle school. We have a 65% interest in this project.

Hopson Yijing Mingyuan (合生頤景茗苑)

Hopson Yijing Mingyuan is located adjacent to the Provincial Family Healthcare Hospital, Xingnan Avenue, Panyu District, Guangzhou. It is being developed by Guangzhou Zhujiang Qiaodu Real Estate Co., Ltd., a project company in which we hold a 100% equity interest. This project occupies an aggregate site area of approximately 904,458 sq.m. and has an expected aggregate saleable GFA of approximately 1,367,341 sq.m.

As of June 30, 2019, the completed properties had an aggregate saleable GFA of approximately 50,858 sq.m. and properties with an aggregate saleable GFA of approximately 33,134 sq.m. had been sold and delivered.

This project offers buildings for residential, commercial, retail and carparking purposes. It also includes retail shops and ancillary facilities such as a kindergarten and a middle school. We have a 100% interest in this project.

Huizhou Yujing Bay (合生愉景灣)

Huizhou Yujing Bay is located at Longhe East Road, Shuikou Town, Huizhou, Guangdong province. It is being developed by Huizhou Yapai Real Estate Company Limited, our wholly-owned project company. This project occupies an aggregate site area of approximately 611,560 sq.m. and has an expected aggregate saleable GFA of approximately 1,888,357 sq.m.

As of June 30, 2019, completed properties had an aggregate saleable GFA of approximately 298,935 sq.m. and properties with an aggregate saleable GFA of approximately 220,974 sq.m. had been sold and delivered.

As of June 30, 2019, properties held for future development had an expected aggregate saleable GFA of approximately 982,491 sq.m.

This project offers buildings for residential purposes, including town houses. We have a 100% interest in this project.

Huizhou Regal Bay (合生帝景灣)

Huizhou Regal Bay is located at Wenchangyi Road, Jiangbei District, Huizhou, Guangdong province. It is being developed by Guangdong Hopson Dijing Real Estate Co. Ltd., our wholly-owned project company. This project occupies an aggregate site area of approximately 206,272 sq.m. and has an expected aggregate saleable GFA of approximately 637,691 sq.m.

As of June 30, 2019, completed properties had an aggregate saleable GFA of approximately 625,027 sq.m. and properties with an aggregate saleable GFA of approximately 462,243 sq.m. had been sold and delivered.

As of June 30, 2019, properties under development had an expected aggregate saleable GFA of approximately 113,070 sq.m., the development of which are expected to be completed in 2022 and after.

This project offers buildings for residential purposes, including town houses. It also includes a shopping arcade and ancillary facilities such as a hotel. We have a 100% interest in this project.

Hopson International New City (合生國際新城)

Hopson International New City is located at corner of Sanhuan East Road, Shuikou Town, Huizhou, Guangdong province. It is being developed by Huizhou Yaxin Real Estate Company Limited, our wholly-owned project company. This project occupies an aggregate site area of approximately 635,086 sq.m. and has an expected aggregate saleable GFA of approximately 1,375,897 sq.m.

As of June 30, 2019, completed properties had an aggregate saleable GFA of approximately 1,116,342 sq.m. and properties with an aggregate saleable GFA of approximately 858,481 sq.m. had been sold and delivered.

As of June 30, 2019, properties under development and properties held for future development had expected aggregate saleable GFAs of approximately 209,021 sq.m. and 143,799 sq.m., respectively.

This project offers buildings for residential purposes, including town houses. It also includes shopping arcade. We have a 100% interest in this project.

Zhujiang New Industry Innovation Park (珠江新型產業創業園)

Zhujiang New Industry Innovation Park is located at Taipingxu, Taiping Village, Licheng Street, Zengcheng City, Guangdong province. It is being developed by Guangzhou Wanxiangying Real Estate Company Limited, our wholly-owned project company. This project occupies an aggregate site area of approximately 395,333 sq.m. and has an expected aggregate saleable GFA of approximately 1,383,667 sq.m.

As of June 30, 2019, this project remained held for future development.

This project is expected to offer buildings for residential purposes. We have a 100% interest in this project.

Shidai City Project (時代城項目)

Shidai City is located at Xiangshuihe South, West side of Daya Bay, Guangdong province. It is being developed by Huizhou Hopson Youtian Real Estate Properties Limited, our wholly-owned project company. This project occupies an aggregate site area of approximately 1,812,000 sq.m. and has an expected aggregate saleable GFA of approximately 1,491,247 sq.m.

As of June 30, 2019, properties under development and properties held for future development had expected aggregate saleable GFAs of approximately 34,628 sq.m. and 1,456,620 sq.m., respectively.

This project offers buildings for residential purposes, including town houses. It will also include a shopping arcade, a hotel, a club house and a kindergarten. We have a 100% interest in this project.

Hopson Xiaogui Bay (合生小桂灣)

Binhai City is located at the West of Holiday Inn, Aotou, Daya Bay Area, Guangdong province. It is being developed by Huizhou Hopson Xieyuan Real Estate Limited, our wholly-owned project company. This project occupies an aggregate site area of approximately 680,386 sq.m. and has an expected aggregate saleable GFA of approximately 1,970,921 sq.m.

As of June 30, 2019, completed properties had an aggregate saleable GFA of approximately 460,559 sq.m. and properties with an aggregate saleable GFA of approximately 290,462 sq.m. had been sold and delivered.

As of June 30, 2019, properties held for future development had an expected aggregate saleable GFA of approximately 1,423,473 sq.m.

This project offers buildings for residential purposes and a shopping arcade. We have a 100% interest in this project.

Hopson Seaside Garden (合生海岸花園)

Hopson Seaside Garden is located at Changkeng, Yapojiao, Chuan'ao Village, Renshan Town. It is being developed by Huidong Zhongfu Zhiye Co., Ltd.. This project occupies an aggregate site area of approximately 69,972 sq.m. and has an expected aggregate saleable GFA of approximately 97,801 sq.m.

As of June 30, 2019, all the properties had come to completion with an aggregate site area of approximately 114,004 sq.m.

This project offers buildings for residential purposes and a shopping arcade. We have a 100% interest in this project.

Hopson Xijing Garden (合生熹景花園)

Hopson Xijing Garden is located at Dongkeng, South District, Zhongshan. It is being developed by Zhongshan Hopson Hao Jing Real Estate Company Limited, a project company in which we have a 95% interest. This project occupies an aggregate site area of approximately 164,414 sq.m. and has an expected aggregate saleable GFA of approximately 414,111 sq.m.

As of June 30, 2019, properties under development and properties held for future development had expected aggregate saleable GFAs of approximately 71,633 sq.m. and 247,900 sq.m., respectively.

This project is expected to offer buildings for residential and retail purposes. We have a 95% interest in this project.

Zhongshan Rainbow Project (中山彩虹項目)

Zhongshan Rainbow Project is located at Caihong Planning Zone, West District, Zhongshan, Guangdong province. It is being developed by Zhongshan Hopson Hao Jing Real Estate Company Limited, a project company in which we have a 95% interest. This project occupies an aggregate site area of approximately 139,755 sq.m. and has an expected aggregate saleable GFA of approximately 426,136 sq.m.

As of June 30, 2019, this project remained held for future development.

This project is expected to offer buildings for residential and retail purposes. We have a 95% interest in this project.

Shenzhen Wilcon Industrial Park (深圳耀安工業園)

Shenzhen Wilcon Industrial Park is located at No. 53 Xiantian Road, Xin Sheng Village, Longgang Road Office, Longgang District, Shenzhen. It is being developed by Zhongshan Hopson Hao Jing Real Estate Company Limited, a project company in which we have a 100.0% interest. This project occupies an aggregate site area of approximately 33,700 sq.m. and has an expected aggregate saleable GFA of approximately 59,998 sq.m.

As of June 30, 2019, this project remained held for future development.

This project is expected to offer buildings for residential and retail purposes. We have a 100.0% interest in this project.

LAND BANK

As of June 30, 2019, the total saleable GFA of our land bank amounted to approximately 29.4 million sq.m., of which 66.2% has yet to be developed, while unsold completed properties and properties under development accounted for 13.9% and 19.9%, respectively, of our land bank.

While Guangzhou, Huizhou, Beijing, Tianjin and Shanghai will continue to be our core location of operations, we plan on increasing our presence in other cities in the future. As of June 30, 2019, approximately 25.9%, 23.8%, 17.8% and 18.4% and 14.0% of our land bank was located in Guangzhou, Huizhou, Beijing, Tianjin and Shanghai, respectively.

The following table sets forth a breakdown of our land bank in terms of saleable area by usage and location as of June 30, 2019:

| | <u>Guangzhou</u> | <u>Huizhou</u> | <u>Beijing</u> | <u>Tianjin</u> | <u>Shanghai</u> | <u>Total</u> |
|---------------------------|--------------------------|----------------|----------------|----------------|-----------------|--------------|
| | <i>(in million sq.m)</i> | | | | | |
| Residential | 4.2 | 5.7 | 3.8 | 4.9 | 2.9 | 21.4 |
| Shopping Arcade | 0.9 | 0.2 | 0.4 | 0.1 | 0.3 | 1.9 |
| Office | 1.0 | 0.4 | 0.2 | 0.2 | 0.2 | 2.1 |
| Car parks | 1.3 | 0.6 | 0.7 | 0.2 | 0.5 | 3.2 |
| Hotel | 0.2 | 0.1 | 0.2 | 0.2 | 0.2 | 0.8 |
| Total | 7.6 | 7.0 | 5.2 | 5.4 | 4.1 | 29.4 |

The following table sets forth a breakdown of our land bank in terms of saleable area by development status and location as of June 30, 2019:

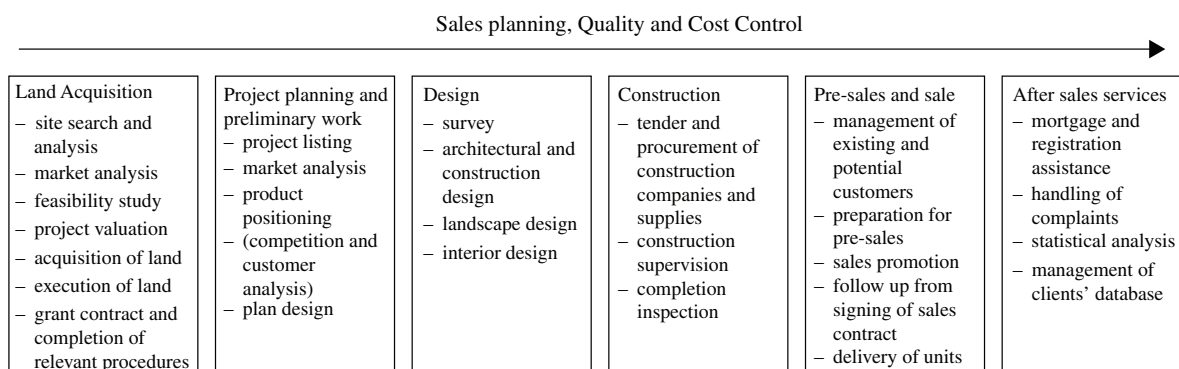
| | <u>Guangzhou</u> | <u>Huizhou</u> | <u>Beijing</u> | <u>Tianjin</u> | <u>Shanghai</u> | <u>Total</u> |
|---------------------------------------|--------------------------|----------------|----------------|----------------|-----------------|--------------|
| | <i>(in million sq.m)</i> | | | | | |
| Completed properties. | 0.9 | 0.4 | 1.3 | 0.4 | 0.9 | 4.1 |
| Properties under development. | 0.5 | 1.1 | 1.5 | 0.5 | 2.3 | 5.9 |
| Properties to be developed | 6.2 | 5.5 | 2.4 | 4.5 | 0.9 | 19.5 |
| Total | 7.6 | 7.0 | 5.2 | 5.4 | 4.1 | 29.4 |

The following table sets forth a breakdown of our land bank in terms of saleable area by development status and usage as of June 30, 2019:

| | <u>Residential</u> | <u>Shopping Arcade</u> | <u>Office</u> | <u>Car parks</u> | <u>Hotel</u> | <u>Total</u> |
|---------------------------------------|---------------------------|------------------------|---------------|------------------|--------------|--------------|
| | <i>(in million sq.m.)</i> | | | | | |
| Completed properties. | 1.6 | 0.9 | 0.4 | 0.9 | 0.3 | 4.1 |
| Properties under development. | 4.8 | 0.1 | 0.2 | 0.5 | 0.2 | 5.9 |
| Properties to be developed | 15.0 | 0.9 | 1.5 | 1.8 | 0.3 | 19.5 |
| Total | 21.4 | 1.9 | 2.1 | 3.2 | 0.2 | 29.4 |

PROPERTY DEVELOPMENT AND PROJECT MANAGEMENT PROCEDURE

The development of our properties usually entails six phases: land acquisition, project planning and preliminary work, design, project construction, pre-sales and sales, and after-sales services. The following diagram illustrates the stages of the property development cycle in the PRC:



The typical development cycle for vacant land in the PRC is approximately 18 to 30 months, whereas the development cycle for urban property projects can be longer, particularly for project sites that are not vacant at the time of acquisition. Depending on the size of a development and other factors, however, the entire development period may be substantially longer. As we focus on large-scale property developments, we typically develop our projects in phases over a three to seven-year period. Our pace of property development is determined by selling prices, sales volume and the level of our land reserves. As a result, we may obtain multiple governmental approvals and permits, including land use rights certificates, from the relevant authorities for a group of property developments that we view as a single property development for business purposes.

The relevant authorities will not generally issue the formal land use rights certificate in respect of a piece of land until the construction land use approval and the land planning permit have been obtained by the developer, the land premium is paid in full and the resettlement process is completed. As a result, in order to adjust to the pace of development, the land for a property development may be divided into one or more parcels for which multiple land use rights certificates were granted at different stages of development. Before we can deliver these properties to our purchasers, however, we need to have obtained the general property ownership certificates evidencing both the land use rights and the ownership interests in the buildings erected on the land.

We design and develop land according to the preliminary development plan, including the total GFA that may be built, in our land grant contracts. The actual GFA constructed, however, may exceed the total GFA authorized in the land grant contracts due to factors such as subsequent planning and design adjustments. The total GFA of some of our existing developments may have exceeded the original authorized area. This excess GFA is subject to governmental approval and may result in us paying additional land premiums and/or a penalty.

We are actively involved in all of the different stages of the development process in order to control the costs, schedule and quality of our projects. Except for the construction work which is contracted to third-party construction companies, we oversee and largely perform all aspects of our development operations, including selection and purchase of the sites, preparation of the feasibility studies, obtaining government approvals, design of the development project, supervising construction, and marketing and managing completed projects.

SITE SELECTION AND PRODUCT POSITIONING

We place a strong emphasis on the site selection process and consider it fundamental to the success of a property development project. We conduct an in-depth market analysis in order to understand the trends of the property market and market prices before commencing or launching a property development. We have established a land acquisition positioning committee to oversee the land acquisition process and assess available land acquisition options based on the following criteria:

- development plans of the government for the relevant site;
- cost, investment and financial return ratios;
- site area;
- accessibility of the site and available infrastructural support;
- consumer demand for properties in the area;
- competition from other developments in the area; and
- convenience and the amenities close to the site (such as natural parks, greenery, schools, rivers and commercial facilities).

Land Acquisition

Prior to the introduction by the PRC government of regulations requiring that land use rights for property development be granted through public tender, auction or listing-for-sale, we obtained most of our land use rights through purchase arrangements or cooperative arrangements with local governments or from the original grantees of land use rights.

In 2002, MLR issued The Rules Regarding the Grant of State-Owned Land Use Rights by Way of Tender, Auction and Listing-for-sale as amended on September 28, 2007 and effective from November 1, 2007, which provides that, with limited exemptions, state-owned land use rights for profitable purposes such as industrial use, commercial use, tourism, entertainment and commodity residential properties in the PRC, as well as for land in which more than two land users are interested, can only be granted by the government through public tender, auction or listing-for-sale. In deciding to whom the land use rights should be awarded, the local government considers not only the tender price, but also the credit and qualification of the tendering party and the tender proposal. We believe these measures result in a more transparent land grant process, which enable developers to compete more effectively. We obtain most of our land use rights through public tender, auction, listing-for-sale, joint developments and acquisitions.

Under current regulations, grantees of land use rights are generally permitted to sell, assign or transfer the land use rights granted to them in secondary markets provided that they comply with the terms and conditions in the land use rights grant contract, unless the transferor is a state-owned enterprise or a collectively owned enterprise or the land use right is obtained by way of allocation. Where grants of commercial land use rights in the secondary markets are not permitted, the land must be granted through public tenders, auction or listing-for-sale. In order to acquire land in strategic locations at competitive prices, we intend to acquire land use rights through each of these venues, including through cooperative arrangements with third parties in the secondary markets or through acquisitions of corporate entities. The availability of privately held land will, however, remain limited and subject to uncertainties.

Since November 2007, a regulation issued by MLR requires property developers to pay the land premium in full for the entire parcel of land under the land grant contract before they can receive a land use rights certificate. As a result, property developers are not permitted to bid for a large piece of land on which they only make a partial land premium payment, then subsequently apply for a land use rights certificate for a portion of land in order to commence development, which had been common practice by many developers in the PRC. In March 2010, MLR issued a circular imposing more stringent requirements on the payment of land premium by property developers. The implementation of the regulation requires property developers to maintain a higher level of working capital than was previously required. As a result, under this regulation, larger property developers are generally in a better position to bid for large parcels of land due to their stronger financial condition.

We have obtained substantially all of our land use rights through government land sales and secondary market land sales. In certain cases, we may acquire land use rights by acquiring a corporate entity which owns the land use rights or is in the process of acquiring the land use rights. Upon completion of the acquisition, we complete the land acquisition and develop the land through the acquired entity.

Financing of Land Premiums and Property Developments

We have four main sources of funding for our property developments: internal resources, bank loans, trust financing arrangements and proceeds from pre-sales. Our financing method varies from property to property, although we are required by the PRC government to fund a substantial portion of our property developments with internal resources. Nevertheless, our policy is to finance property developments with external sources of financing, to the extent practicable, and pre-sell the development where we have satisfied the regulatory requirements for pre-sales and where market conditions allow in order to maximize our capital efficiency and the return-on-equity of our projects. We supplement external financing of our property developments with internal resources to satisfy the regulatory requirements.

Prior to June 2003, we financed our payments of land premiums through a combination of borrowings from banks and proceeds from the sales and pre-sales of properties. Since June 2003 commercial banks have been prohibited under the PBOC guidelines from advancing loans to fund the payment of land premium. As a result, we use our proceeds from the sales of properties and sources other than bank borrowings to pay for land premiums. In addition, the local bureaus of land resources and housing management abolished the installment payment method in connection with the transfer of state-owned land use rights. As a result, property developers are generally required to make a lump sum payment for the land premium within the period stipulated in the land grant contracts. In November 2009 and January 2010, the PRC government adjusted certain policies in order to enhance the regulation of the property market, including imposing more stringent requirements on the payment of land premiums.

In addition to restrictions on land premium financing, the PRC government also limits the extent to us property developers may fund their property projects by external sources of funding. Under guidelines jointly issued by MOC and other PRC government authorities in May 2006, commercial banks in China are not permitted to lend funds to property developers with an internal capital ratio, calculated by dividing the internal funds available by the total project capital required for the project, of less than 35%, an increase of five percentage points from 30% as previously required. In May 2009, as part of its measure to mitigate the impact of the recent global economic downturn, the PRC government lowered this ratio to 20% for affordable housing projects and ordinary commodity housing projects and to 30% for other property projects to stimulate property developments in China. The PRC government has recently announced a series of measures curtail the overheating of the PRC property market. As a result, property developers, including ourselves, must now fund at 35% of property developments with internal sources of funds. As such, we may not be able to secure adequate finding resources to fund our property development. See “Risk Factor – Risks Relating to Our Business – We may not have adequate finding resources to finance land acquisitions or property developments, or service our financing obligations.”

We typically use internal funds, project loans from PRC banks and funds from trust financing arrangements to finance the initial construction cost of our property developments. We use additional cash generated from pre-sales of properties when they meet the requirements of pre-sale under the national and local regulations. Such proceeds from pre-sales, together with the project loans, are our major sources of financing for the construction of our projects. When developers utilize bank loans to fund property developments, banks typically require guarantees from the developers' affiliates, security over bank deposits and/or mortgages over the assets of such developer and its subsidiaries.

Project Management

We have implemented a three-tier organization structure to manage our projects.

Headquarters

We oversee and control the major milestones of all of our developments, including strategic planning, project identification, site acquisition, financing and budget control, from our headquarters, located in Beijing. Our headquarters include, among others, our sales and marketing division, design and planning division, land acquisition and development division, and project management division.

Regional Offices

In order to enhance the management and coordination of our projects, we organize our projects under five regional offices in each of Guangzhou, Huizhou, Beijing, Shanghai and Tianjin. Senior management staff with local knowledge are appointed as regional heads. Each of the regional offices is responsible for overseeing the marketing, financing, technology, human resources and construction management of the projects located in its region within a budget set by our headquarters and within our overall strategic goals. Each regional head reports to our chairman and chief executive officer, who oversee our business operations as a whole.

Project Companies

In addition to project management from our headquarters and regional offices, we also have direct management control over our projects through the general managers of our project companies. All of the general managers are appointed by us and are responsible for the day-to-day operations and project management of each individual project. Each individual project company is responsible for implementing infrastructure, engineering and supervision of day-to-day construction work. Each general manager reports to regional chief manager.

We seek to control the cost of development from an early stage of the project development process. Feasibility studies, which include market analyses of prospective projects and assist our management in deciding whether to develop a particular site, are prepared by our project companies and approved by our headquarters. During the construction phase, our project companies are responsible for managing site progress. They work closely with the contractors to control costs and to ensure the quality of the construction work. We believe that by actively supervising the construction of our projects, we can enhance the quality while controlling the cost of our projects.

Design

The project design work for our property developments is typically conducted by reputable domestic architectural and interior design firms under contract with the assistance of our internal design team, which plan the architectural, landscape and interior designs of the relevant property development in accordance with our requirements. We have an internal design team of over 300 personnel, comprising architects, planning experts, landscaping specialists, interior designers as well as structural, mechanical,

electrical and plumbing engineers. In addition, we are among the first non-state-owned property developers to set up a design institute with an A-Grade Qualification Certificate for Project Design issued by MOHURD. We believe our modularized design and development system has enhanced our production efficiency.

The design companies become involved in planning research and preliminary design work for a development project at the site selection and land acquisition stages. When determining the design of a particular property development, the designers and engineers generally consider the recommendations of our marketing and sales center regarding product mix, project location and market conditions, as well as the regulatory requirements regarding the design. Involving the design companies at an early stage allows for the formulation of a preliminary design when we are negotiating with the government, enabling us to commence construction shortly after the requisite approval to develop a parcel of land has been granted. The overall time needed to complete the development is therefore reduced.

Contracting

We engage third-party contractors to provide various services, including construction, piling and foundation, building and property fitting-out work, interior decoration, installation of air-conditioning units and elevators, and landscaping and gardening services. We have traditionally engaged A-class domestic contractors, such as Guangdong Hanjiang Engineering Construction Limited (“**Guangdong Hanjiang**”), China State Construction Group, Jiangsu Zhongnan Construction Group Co., Ltd. and Fujian Bajian Construction Engineering Co., Ltd., as the main contractors in respect of our development projects. We select contractors through a negotiated tender process on the basis of the quality of their work, pricing and completion schedule. The tender procedures must comply with the relevant local regulations. The total contractor fee we pay our contractors takes into account the costs of these supplies and our construction contract with our contractors typically allows adjustment to the total contractor fees if at the time of purchasing supplies, the prices of materials have fluctuated beyond the range stipulated in the construction contract. For a description of our relationship with Guangdong Hanjiang, see “Related Party Transactions.”

The construction contracts contain warranties from construction companies in respect of quality and timely completion of the construction. We require construction companies to comply with PRC laws and regulations on the quality of construction products as well as our own standards and specifications. Contractors are also subject to our quality control procedures, including examination of materials and supplies, on-site inspection and production of progress reports. Payments for construction work determined primarily on the basis of the estimated labor and material costs and fitting requirements and are usually computed on a per square meter basis.

Contractor’s fees are paid in installments in accordance with the progress of construction. The first installment typically represents 20% of the contractor’s fees and is usually paid when construction is 30% complete. The second installment typically represents an additional 20% of the contractor’s fees and is usually paid when construction is 50% complete. The third installment typically represents an additional 30% of the contractor’s fees and is usually paid when construction is 80% complete. The fourth installment typically represents an additional 25% of the contractor’s fee and is usually paid when construction is fully complete. The remaining balance of the contractor’s fee is withheld by us as a retention fund for three years. In the event of a delay in construction or unsatisfactory workmanship, we may withhold construction payments or require the construction companies to pay a penalty or provide other remedies under PRC law and our contracts to recover any loss. For the years ended 2016, 2017 and 2018, construction fees of HK\$396.7 million, HK\$90.3 million and HK\$86.3 million (US\$11.0 million), respectively, were paid or made payable to Guangdong Zhujiang and Guangdong Hanjiang.

We have not had any major disputes with any of our construction contractors. All payments are made in Renminbi.

Installation and Decoration Work

The final stage of most of our projects includes installation and decoration in accordance with the standards set out in our design specifications for the project. Hanjiang Group, the branch office of China State Construction Engineering Group, provides most of the installation and decoration services for our projects. We also outsource some components of the installation and decoration work to independent third parties through a tender process.

Quality Management System

We place a strong emphasis on quality control to ensure that the quality of our residential developments and services complies with relevant regulations and meets market standards. Quality control procedures are in place in our various functional departments, as well as in each of our project companies. For each property development project, quality inspections and regulatory compliance reviews are carried out by the construction company, construction supervisory companies and our project management department. Although we outsource all of our construction work to third-party contractors, we maintain a team of engineers that supervises the construction works of each development project.

In accordance with the PRC regulations, we engage the services of PRC-qualified third-party construction supervisory companies to supervise the construction of our property developments. These construction supervisory companies oversee, under a construction supervision contract, the progress and quality of the construction work of a property development throughout the construction phase. We select construction supervisory companies through a tender process. In the past, we have often engaged Guangzhou Pearl River Engineering Construction Supervision Co., Ltd. to supervise our property developments.

Internal guidelines have been established and are monitored to ensure control over documentation, record-keeping, internal audit, service standards, remedial actions, preventive actions, management control, construction standards, staff quality, recruitment standards, staff training, construction supervision, supervisory inspection, monitoring and surveillance, information exchange and data analysis.

Payment Method and Mortgage Financing

Purchasers may pay for our properties by way of lump sum payment or payment in installments or payments with mortgage facilities, with the first installment comprising in general at least 30% of the purchase price.

We make arrangements with various domestic banks to provide mortgage facilities to purchasers of our properties. In accordance with current market practice, we continue to provide guarantees to mortgagee banks in respect of all mortgages offered to our customers, but only from the date of the relevant mortgage up to the date of submission of the relevant real estate ownership certificates and certificates of other interests in the property by us to the mortgagee bank and completion of the registration of the mortgage with the relevant local authority (which generally occurs after vacant possession has been delivered to the purchaser). In our experience, the period of such pre-registration guarantees typically ranges from 20 to 36 months. If, during the guarantee period, a borrower defaults on its repayment obligations, we will be liable to pay to the mortgagee bank the amount owing to them from the purchaser, but we will have the right to take possession and re-sell the mortgaged property. Accordingly, the period in which we actually bear the credit risk of our customers starts from the date we deliver vacant possession to the purchaser. In line with industry practice, we do not conduct independent credit checks on our customers but rely on the credit checks conducted by the mortgagee banks. As of June 30, 2019, the outstanding guarantees over the mortgage loans of our customers amounted to HK\$10,240.0 million (US\$1,311.1 million). We have not experienced any default by a material portion of such customers under the pre-registration guarantees. We, however, cannot assure you that this will continue. See “Risk Factor – Risks Relating to Our Business – We have provided guarantees to secure obligations of our properties for repayment. A default by a significant number of purchasers would adversely affect our financial condition.”

Pre-Sales

Our policy is to pre-sell a property (i.e. sell property in advance of our completing its construction) as soon as the development has reached the stage when pre-sales are permitted under PRC laws. The majority of our properties are sold on a pre-sale basis.

We must apply to the relevant government authorities for pre-sale permits before commencing with the pre-sale of our properties. Under the PRC Law of the Administration of Urban Real Estate and the Administrative Measures Governing the Pre-sale of Urban Real Estate, we must meet the following conditions before the pre-sale of a particular property can commence:

- the land premium must have been paid in full and the relevant land use rights certificate must have been obtained;
- the construction planning permit and the construction permit must have been obtained;
- the funds earmarked for the development of a property must not be less than 25% of the total amount to be invested in the project and the progress and the expected completion date of the construction work must have been confirmed; and
- the pre-sale permit must have been issued.

Local governments have also implemented regulations relating to pre-sales of properties, some of which contain stricter requirements than the central government regulations. We are subject to these local regulations in areas where we have property developments.

Pre-sales are conducted in accordance with the terms of the land bureau of the local authority. Typical regulations on pre-sales include delivery times, termination events and guaranteed GFA of the unit sold. We are typically required to provide warranties with respect to minimum GFA for a unit, repairs and maintenance for one to three years, construction in accordance with approved plans, satisfactory inspection upon completion of the unit and approval of all necessary land use rights. If any buyer fails to pay the balance of the purchase price, we are entitled to resell the property and retain the pre-sale proceeds previously received in respect of that property.

Under PRC law, the proceeds from the pre-sales of our properties must be deposited in escrow accounts. Before the completion of the pre-sold properties, money deposited in these escrow accounts may only be used to purchase construction materials and equipment, make interim construction payments and pay taxes, subject to prior approval from the relevant local authorities. As of December 31, 2016, 2017 and 2018, our total deposited proceeds in such escrow accounts was approximately HK\$1,125.5 million, HK\$1,529.3 million and HK\$1,713.9 million (US\$218.9 million), respectively.

Sales and Marketing

As of June 30, 2019, we had a sales and marketing team of approximately 1,031 people. Our sales force is distributed throughout our nationwide network. Overall sales and marketing coordination is located at our headquarters in Beijing.

Our customer base is predominantly PRC individuals. Our sales and marketing team formulates our marketing strategy, such as the production of videos, project brochures, sales documents, price lists, payment terms, floor plans and project models. We also market through advertising campaigns in newspapers and on television to increase public awareness of our “Regal Riviera,” “Gallopade,” “Fairview,” “Dongjiao Villa,” “Sheshan Dongziyuan,” and “No. 8 Royal Park” brands and new development projects. Currently all of our property sales are conducted through our own sales force. Only one property development in our operating history, namely Fairview South Court, was sold through the assistance of an outside real estate agent. We have established an Investment Committee and a Commercial

Property Committee who are responsible for project positioning and operation process managing. In addition, to further develop our brand name recognition, we introduced Hopson Club in June 2001, which serves as an interface between us and our customers. Customers who enroll in Hopson Club are entitled to receive updates on our latest developments and discounts at various designated shops and restaurants. In addition, we also organize customer events and product exhibitions to improve customer relations and enhance their confidence in our properties.

Our marketing and sales team is involved in our property development beginning from an early stage and provides input at key steps. During project evaluation and before commencement of construction, our sales and marketing team usually carries out substantial market research for particular projects, including identifying property trends, prospects and market potential. By identifying the potential demand for, and strengths and weaknesses of, a project at an early stage, we are able to formulate our marketing and promotion strategies at the planning stage of each project and target our sales efforts at potential classes of purchasers for the project throughout its development. During the project design and construction stage, our marketing and sales team also works closely with our project design team to formulate, modify and execute a design plan according to consumer preferences and market feedback. Our sales team regularly provides customer feedback to our design team and other departments in order to make continuous improvements.

Our sales representatives are remunerated by a combination of a fixed base salary and a variable commission. Each member of the sales force is allocated annual sales targets, and upon achievement of each sales target, the sales force member is compensated with a commission at a pre-determined percentage of sales volume. Sales targets vary by geographic location, depending on the average sales price of property in the region.

After-Sales Services

We assist our customers by arranging for and providing information relating to financing, including information on potential mortgagee banks and the mortgage terms that they offer. We also assist our customers in various title registration procedures relating to the properties. We maintain a client relationship management system to foster customer relationships. Members of the Customer Services Department carry out customer surveys with the purchasers normally one year after delivery of possession to seek customer feedback on the design and quality of the properties and the quality of our customer and management services. Such data is then taken into account when developing and planning new projects. We also have a subdivision devoted to handling customer complaints and maintenance and repair requests. We believe that such services promote customer confidence and are effective in enhancing our brand name and encouraging customers to purchase, or recommend others to purchase, properties that we develop.

PROPERTY INVESTMENT

Our investment property portfolio includes office buildings, retail shop units, shopping malls and hotels. As of June 30, 2019, we had the following 13 investment properties.

Hopson Zhujiang International Tower (合生珠江國際大廈)

Hopson Zhujiang International Tower is located at Yuehua Road, Yuexiu District, Guangzhou. It was developed by Guangdong Hopson Yuehua Real Estate Limited, our wholly-owned project company. This project occupies an aggregate site area of approximately 6,560 sq.m. and has an aggregate GFA of approximately 95,378 sq.m.

As of June 30, 2019, construction of all properties in this project had been completed.

This project offers office and retail space. We have a 100% interest in this project.

Hopson Plaza (合生廣場)

Hopson plaza is located at Guangzhou Avenue South, Haizhu District, Guangzhou. It is being developed by Guangzhou Yi Cheng Real Estate Development Limited, a project company in which we hold a 100.0% equity interest, and Guangzhou Yi Hui Real Estate Development Limited, a project company in which we hold a 100.0% equity interest. This project occupies an aggregate site area of approximately 6,560 sq.m. and has an expected aggregate GFA of approximately 163,362 sq.m.

As of June 30, 2019, construction of all properties in this project had been completed.

This project offers commercial, retail and carparking space. We have a 100% interest in this project.

Hopson Regal International (合生帝景國際)

Hopson Regal International is located at No.188 Changgang Mid Road, Haizhu District, Guangzhou, Guangzhou Province. It is being developed by Guangzhou Jiannan Real Estate Development Co., Ltd. This project occupies an aggregate site area of approximately 13,257 sq.m. and has an expected aggregate GFA of approximately 22,805 sq.m.

As of June 30, 2019, construction of all properties in this project had been completed.

This project offers commercial, retail and carparking space. We have a 100% interest in this project.

Hopson Gallopade Plaza (合生駿景廣場)

Hopson Gallopade Plaza is located at No. 1138 West of Zhongshan Avenue, Tianhe District, Guangzhou, Guangdong. It is being developed by Guangzhou Hopson Junjing Real Estate Co., Ltd. This project occupies an aggregate site area of approximately 7,152 sq.m. and has an expected aggregate GFA of approximately 25,739 sq.m.

As of June 30, 2019, construction of all properties in this project had been completed.

This project offers commercial, retail and carparking space. We have a 95% interest in this project.

Beijing Hopson Desheng Building (北京合生德勝大廈)

Beijing Hopson Desheng Building is located at De Wai Guan Xiang, Xicheng District, Beijing. It is being developed by Beijing Hopson Xing Ye Real Estate Development Limited, our wholly-owned project company. This project occupies an aggregate site area of approximately 9,459 sq.m. and has an aggregate GFA of approximately 57,074 sq.m.

As of June 30, 2019, construction of all properties in this project had been completed.

This project offers office space, a shopping arcade and apartment buildings. We have a 100% interest in this project.

Hopson Kylin Xintiandi (合生麒麟新天地)

Hopson Kylin Xintiandi is located at Interchange of Wangjing Futong West Avenue and Wangjing Street, Chaoyang District, Beijing. It is being developed by Beijing Hopson Wangjing Real Estate Development Co., Ltd. This project occupies an aggregate site area of approximately 10,718 sq.m and has an aggregated GFA of approximately 48,694 sq.m.

As of June 30, 2019, construction of all properties in this project had been completed.

This project offers commercial, shop and carparking space. We have a 100% interest in this project.

Makeyan Project (馬科研項目)

Makeyan Project is located at Plot A (Southern Region) and Plot D (Southern Region) of Scientific Research Site of National Environmental Protection Industrial Park, Tongzhou District, Beijing. It is being developed by Beijing Chuanghe Fengwei Real Property Development Co., Ltd. and Beijing Shengchuang Hengda Real Property Development Co., Ltd. This project occupies an aggregate site area of approximately 136,129 sq.m and has an expected aggregate GFA of approximately 624,296 sq.m.

This project offers buildings for purposes of scientific research. We have a 100% interest in this project.

Hopson Regal Fortune Plaza (合生帝景財富廣場)

Hopson Regal Fortune Plaza is located at Building 223, No. 28 Guangqu Road, Chaoyang District, Beijing. It is being developed by Beijing Hopson Beifang Real Estate Development Co., Ltd. This project occupies an aggregate site area of approximately 8,924 sq.m and has an expected aggregated GFA of approximately 23,864 sq.m.

As of June 30, 2019, construction of all properties in this project had been completed.

This project offers commercial, office and retail space. We have a 100% interest in this project.

Hopson Fortune Plaza (合生財富廣場)

Hopson Fortune Plaza is located at Feihong Road, Hongkou District, Shanghai. It is being developed by Shanghai Shangzhi Haiyun Properties Company Limited, our wholly-owned project company. This project occupies an aggregate site area of approximately 9,894 sq.m. and has an aggregate GFA of approximately 53,614 sq.m.

As of June 30, 2019, construction of all properties in this project had been completed.

This project offers office space and a shopping arcade. We have a 100% interest in this project.

Hopson World Trade Centre (杭州合生國貿中心)

Hopson World Trade Centre is located at Tianmushan Road, Xihu District, Hangzhou. It is being developed by Zhejiang Ke Hua Digital Plaza Company Limited, a project company in which we hold a 95% equity interest. This project occupies an aggregate site area of approximately 31,810 sq.m. and has an aggregate GFA of approximately 92,418 sq.m.

As of June 30, 2019, construction of all properties in this project had been completed.

This project offers office space and a shopping arcade. We have a 95% interest in this project.

Hopson One Shopping Mall (北京合生匯)

Hopson One Shopping Mall is located at Dawang Road West, Chaoyang District, Beijing. It is being developed by Beijing Hopson Yujing Real Estate Development Co., Ltd., a project company in which we hold a 100% equity interest. This project occupies an aggregate site area of approximately 47,285 sq.m. and has an aggregate GFA of approximately 308,490 sq.m.

As of June 30, 2019, construction of all properties in this project had been completed.

This project offers office space and a shopping arcade. We have a 100% interest in this project.

Hopson International Plaza (合生國際廣場)

Hopson International Plaza is located at Xiangyin Road, Yangpu District, Shanghai. It is being developed by Shanghai Dazhan Investment Management Co., Ltd. and Zhongxian International Holding Co., Ltd., project companies in which we hold 100% equity interest. This project occupies an aggregate site area of approximately 91,806 sq.m. and has an expected aggregate GFA of approximately 313,161 sq.m.

As of June 30, 2019, construction of all properties in this project had been completed.

This project offers office space and a shopping arcade. We have a 100% interest in this project.

Shenzhen Wilcon Industrial Park (深圳耀安工業園)

Shenzhen Wilcon Industrial Park is located at No. 53 Xiantian Road, Xin Sheng Village, Longgang Road Office, Longgang District, Shenzhen. It is being developed by Yaoan Battery Power Source Technology (Shenzhen) Co., Ltd., a project company in which we hold a 100.0% equity interest. This project occupies an aggregate site area of approximately 33,700 sq.m. and has an expected aggregate GFA of approximately 59,998 sq.m.

As of June 30, 2019, the construction of this project is expected to complete after 2021.

This project offers office space. We have a 100% interest in this project.

PROPERTY MANAGEMENT

We provide property management services in respect of properties primarily developed by us through our wholly-owned subsidiaries, Guangdong Esteem Property Services Limited and Beijing Zhujiang Century Property Management Limited. We believe that the provision of quality and value-added management services of an international standard enable us to enhance recognition of our brand and maintain our reputation as a developer of quality properties. We seek to provide comprehensive quality post-sales property management and post-sales services to purchasers of our properties, including services such as rental agency, security, maintenance, operation of clubhouse, cleaning of public areas, domestic assistance, gardening and landscaping and other services.

Our property management companies generally enter into property management agreements with the property owners. The property management contract sets forth the scope and the quality requirements of the services provided by our property management companies. We are not allowed to assign the management responsibilities to a third party. However, we can outsource some of the responsibilities, such as cleaning and security services, to independent third parties. We are responsible for establishing the property management procedures and preparing maintenance and renovation plans with respect to the properties and public facilities. The property management contracts also establish the payment arrangements of management fees, which cannot be increased without the prior consent of the property owners. Under PRC laws and regulations, property owners have a right to engage or dismiss a property management company with the consent of more than 50% of the owners who in the aggregate hold more than 50% of the total non-communal area of the building.

For the years ended December 31, 2016, 2017 and 2018 and the six months ended June 30, 2018 and 2019, revenue from property management amounted to HK\$843.2 million, HK\$936.0 million, HK\$1,136.3 million (US\$145.1 million), HK\$504.0 million and HK\$559.3 million (US\$71.6 million), respectively, amounting to 5.2%, 6.7%, 8.5%, 10.2% and 7.7%, respectively, of our revenue.

HOTEL OPERATIONS

We engage in hotel development and operations to complement our residential property development business. While we have historically derived a substantial majority of our revenue from residential property development, we expect revenue contribution from our hotel operations to steadily increase with the completion of new hotels currently under development in the next few years. Our first hotel, Guangzhou Regal Riviera Hotel, commenced operations in July 2004. Hyatt Regency Jingjin City is managed by Hyatt Group, an internationally renowned hotel group, and commenced its soft opening in September 2007. We believe that by engaging Hyatt Group to operate our hotel in Tianjin, we will be able to benefit from its hotel operation expertise, as well as its integrated marketing services, reservation systems and employee training programs. They will also enable us to leverage its internationally recognized brand name to enhance our reputation and corporate image.

For the years ended December 31, 2016, 2017 and 2018, revenue from our hotel operations amounted to HK\$247.2 million, HK\$408.3 million and HK\$432.2 million (US\$55.3 million), respectively, amounting to 1.5%, 3.0% and 3.3%, respectively, of our revenue.

COMPETITION

We believe that the property market in the PRC is fragmented and that there is no single dominant market player. Competition is primarily based on factors such as location, types of properties offered, brand recognition, quality, facilities and supporting infrastructure, services and pricing. Our existing and potential competitors include major domestic state-owned and private property developers in the PRC, and, to a lesser extent, property developers from Hong Kong and elsewhere in Asia. A number of our competitors have greater financial and other capital resources, marketing and other capabilities and/or name recognition than us. In addition, some local companies have extensive local knowledge and business relationships and/or a longer operational track record in the relevant local markets than us while international companies are able to capitalize on their overseas experience to compete in the PRC markets. Intensified competition between property developers may result in increased costs for land acquisition, oversupply of properties and a slowdown in the approval process for new property developments by the relevant government authorities.

EMPLOYEES

As of December 31, 2016, 2017, 2018 and June 30, 2019, we had 8,300, 8,110, 9,576 and 10,027 employees, respectively. The following table provides a breakdown of our employees by responsibility as of June 30, 2019.

| Function | Number of Employees |
|---|---------------------|
| Administration and Human Resources Management | 565 |
| Marketing and Sales | 1,031 |
| Construction and Decoration Management | 602 |
| Property Management | 6,344 |
| Others | 1,485 |
| Total | 10,027 |

We place great emphasis on the training and development of our employees and provide a wide range of training programs for them. In addition to providing internal courses, we also engage outside professionals and consultants to organize seminars and training courses to equip our employees with new knowledge in the industry. We also sponsor our employees to attend external training programs organized by various institutions to acquire advanced knowledge and skills.

The remuneration package of our employees includes salary, bonus and other cash subsidies. In general, we determine employee salaries based on each employee's qualification, position and seniority. We have designed an annual review system to assess the performance of our employees, which forms the basis of

our determination on salary raise, bonus and promotion. We are subject to social insurance contribution plans organized by governments. All of our Hong Kong employees have joined a Mandatory Provident Fund Scheme (the “**MPF Scheme**”), which is a defined contribution scheme managed by an independent trustee. Under the MPF scheme, each of us and our employees make a minimum monthly contribution to the scheme of 5% of the employees’ relevant income as defined under the Mandatory Provident Fund legislation. In addition, as stipulated by the rules and regulations in the PRC, we and our employees are required to make monthly contributions to state-sponsored social labor insurance plans and housing reserve funds for the benefit of our employees in the PRC. The amounts of such contributions depend on local laws and regulations. We have no further obligations in respect of the actual payment of pensions beyond these contributions. The state-sponsored plans are responsible for the entire pension obligations payable to retired employees.

Our employees do not negotiate their terms of employment through any labor union or by way of collective bargaining agreements. We believe our relationship with our employees is good. We have not experienced significant labor disputes which adversely affected or are likely to have an adverse effect on the operations of our business had occurred.

LEGAL PROCEEDINGS

We are involved in various legal proceedings arising out of the ordinary course of our business with various parties involved in the development, sale and leasing of our properties, including contractors, suppliers, partners, purchasers and lessees.

We believe the ultimate outcome of our legal proceedings would not, individually or in aggregate, have a material adverse effect on our financial position, results of operations or cash flow. However, there can be no assurance that we will not be involved in a larger number of proceedings after the date of this offering memorandum or that the outcome of such proceedings commenced after the date of this offering memorandum will not materially and adversely affect our financial position, results of operations or cash flow.

INSURANCE

We carry third-party liability and fire insurance on certain completed developments in which we have an interest. We maintain public liability and assets insurance policies for our properties, the common facilities and the hotel operating areas of our properties. In addition, our property management subsidiaries also maintain property management liability insurance coverage in connection with their business operations. We generally do not maintain any insurance for our projects under development as it is a standard term in construction contracts in the PRC that the contractors bear the risk associated with the construction of the project. However, we may purchase such insurance if required by our creditors in respect of properties pledged to them. In addition, there are certain types of losses, such as losses from forces of nature, that are generally not insured because they are either uninsurable or because insurance cannot be obtained on commercially reasonable terms. This practice is consistent with what we believe to be the industry practice in the PRC.

ENVIRONMENTAL MATTERS

We are subject to PRC national environmental laws and regulations as well as environmental regulations promulgated by local governments. These include regulations relating to air pollution, noise emissions and water and waste discharge. Each of our property developments is required to undergo environmental assessments and submit the related environmental impact assessment document to the relevant government authorities for approval prior to the commencement of property development. Although we have not submitted the environmental impact assessment documents with the local authorities with respect to certain projects, we have nonetheless obtained the relevant government approvals to commence the development of these projects. We do not believe that such failure to submit the environmental impact assessment documents has resulted in any, nor do we believe that it will result in any, material impact on

these projects. On the completion of each property development, the relevant government authorities inspect the site to ensure that applicable environmental standards have been complied with, and the resulting report is then presented together with other specified documents to the local construction administration authorities for their record. We believe that our operation is in compliance with currently applicable national and local environmental regulations in all material respects.

HEALTH AND SAFETY MATTERS

We outsource all construction work to independent construction contractors and require them to comply with the required safety standards in accordance with written agreements. The contractors are required to comply with the environmental impact assessment and the conditions of the subsequent approval granted by the relevant government authority.

Under PRC law, we, as a property developer, are subject to very limited potential liability to the workers on and visitors to our construction sites, as the construction contractor assumes responsibility for the safety of the construction site. The main contractor takes overall responsibility for the site and the subcontractors are required to comply with the protective measures adopted by the main contractor. A contractor is required to adopt effective occupational injuries control measures, to provide workers with necessary protective devices, and to offer regular physical examinations and training to workers who are exposed to the risk of occupational injuries.

Our measures have been sufficient to meet the applicable safety standards, and we have not encountered any serious construction-related accidents or been charged for violations of safety standards.

MANAGEMENT

The following table sets forth certain information with respect to our directors and executive officers as of the date of this offering memorandum.

| Name | Age | Position |
|---|-----|--|
| <i>Executive Directors</i> | | |
| Chu Kut Yung | 32 | Executive Director and Chairman |
| Xi Ronggui | 48 | Executive Director and Chief Executive Officer |
| Au Wai Kin | 63 | Executive Director |
| Xie Bao Xin. | 39 | Executive Director and Chief Financial Officer |
| Bao Wenge. | 42 | Executive Director |
| <i>Independent Non-executive Directors</i> | | |
| Lee Tsung Hei, David, BBS, JP | 70 | Independent Non-Executive Director |
| Tan Leng Cheng, Aaron | 64 | Independent Non-Executive Director |
| Ching Yu Lung. | 50 | Independent Non-Executive Director |
| <i>Executive Officers</i> | | |
| Zheng Yaoqin. | 58 | Vice President |
| He Hui. | 39 | Assistant President |
| Liu Wenzhong | 47 | Vice President |

DIRECTORS

Executive directors

Chu Kut Yung, aged 32, graduated from the Renmin University of China (中國人民大學), majoring in Finance. She joined the Group in 2006 and held the position as Assistant to President from 2009 to 2011. She was appointed as an Executive Director of the Company in November 2011 and was appointed as the Executive Vice President of the Company in March 2012. Ms. Chu had been the Deputy Chairman of the Company since July 11, 2013 until she was appointed as the Chairman of the board of directors of the Company (the “**Board**”) on January 10, 2020. Ms. Chu has solid experience in investment and management. She is also the chairman of the Nomination Committee of the Company and a member of the Option Shares Committee and the Finance Committee of the Company.

Xi Ronggui, aged 48, received his bachelor’s degree in economics at Hunan College of Finance and Economics and his master’s degree in management at South China University of Technology. Mr. Xi has over 18 years of management experience in the banking industry in the PRC, focusing on operations and business management. Prior to joining the Group, Mr. Xi had worked at China Construction Bank Corporation (“**CCBC**”) for 23 years. He had served as general manager of the business department, the Guangdong branch of CCBC from 2009 to 2014, and his last held position was vice president of the same branch of CCBC. Mr. Xi has been appointed as an Executive Director and the Chief Executive Officer of the Company since September 1, 2018. He is also a member of the Option Shares Committee and the Finance Committee of the Company.

Au Wai Kin, aged 63, has been an Executive Director of the Company since 1997. Mr. Au joined the Group in 1995. He is also a director of various subsidiaries of the Company. Mr. Au graduated from Sun Yat-Sen University in Guangzhou and has over twenty years’ experience in construction of buildings, town planning, real estate investment and property development. He is also a member of the Option Shares Committee and the Finance Committee of the Company.

Xie Bao Xin, aged 39, joined the Group in July 2002 and was the General Manager of Finance and Investment Management Centre of the Group and the members of the Group established in the Guangzhou District. He graduated from the Sun Yat-Sen University Lingnan (University) College and obtained a Bachelor degree in Economics. He has over ten years of experience in real estate and finance management. Mr. Xie has been appointed as Executive Director and Chief Financial Officer of the Company since July 11, 2013. He is also a director of certain subsidiaries of the Company. He is also a member of the Option Shares Committee and the Finance Committee of the Company.

Bao Wenge, aged 42, is a Vice President of the Group and Chairman of business investment department. He is also a director of certain subsidiaries of the Company. He graduated from the Tianjin University of Commerce and obtained a Bachelor degree in Economics. Mr. Bao joined the Group in 2000. He has worked in the real estate industry for over 17 years and successfully carried out several large-scale real estates projects. He is familiar with the operation of commercial properties, office buildings, residential projects, and hotel and property management. He has over 17 years of experience in real estate operation and management, marketing and operation management. Mr. Bao has been appointed as an Executive Director of the Company since November 18, 2014. He is also a member of the Option Shares Committee and the Finance Committee of the Company.

Independent Non-Executive Directors

Lee Tsung Hei, David, BBS, JP, aged 70, is an Independent Non-executive Director of the Company. Mr. Lee is the Chairman and Managing Director of DH Group Investment Ltd, DH Capital (HK) Ltd, DS Capital Group Co Ltd, DS Transport Interchange Development Ltd and Guangzhou DHC Investment Advisory Ltd. He qualified as a Chartered Valuation Surveyor in 1973 and was registered as an Authorised Person in 1977. He is a fellow of the Hong Kong Institute of Surveyors, a Registered Professional Surveyor, a fellow of the Hong Kong Institute of Directors, an associate of the Incorporated Society of Valuers and Auctioneers, and an associate of the Chartered Institute of Arbitrators. Mr. Lee is a former member of the Central Policy Unit, which is known as the Government “Think Tank”, a past Chairman of the Hong Kong Housing Society, a former member of the Supervisory Board of the Hong Kong Housing Society, a former director of Hong Kong Cyberport Management Company Limited, a former Council member of Hong Kong Polytechnic University and a former member of the Land and Building Advisory Committee, and the Steering Committee on review of the Urban Renewal Strategy. He is currently a member of the Salvation Army Advisory Board and Chairman of the Property Advisory Committee of the Salvation Army. Mr. Lee has been a member of the Board since 1998. He is also the Chairman of the Audit Committee, the Remuneration Committee and the Connected Transactions/Related Party Transactions Committee of the Company; and a member of the Nomination Committee of the Company.

Tan Leng Cheng, Aaron, aged 64, has been an Independent Non-executive Director of the Company since July 2, 2010. Mr. Tan currently serves as Senior Advisor to a global financial services firm and is also an independent non-executive director of a local bank. Prior to this, Mr. Tan was the managing director and head of the Hong Kong investment banking business of Barclays Capital. Mr. Tan holds a Bachelor of Commerce degree from the University of Alberta and has obtained a Master of Business Administration degree from City University in the United States of America. He is a Fellow Member of the Institute of Canadian Bankers. Mr. Tan has over 25 years of experience in the banking industry in both Canada and Hong Kong. Mr. Tan had held senior positions in several major and international financial institutions including Citicorp, JP Morgan Chase and HSBC. Mr. Tan has a wide breadth of experience in corporate and investment banking as well as capital markets. Mr. Tan was formerly the Vice Chairman of the Hong Kong Capital Markets Association. He is also a member of the Audit Committee, the Remuneration Committee, the Nomination Committee and the Connected Transactions/Related Party Transactions Committee of the Company.

Ching Yu Lung, aged 50, has been an Independent Non-executive Director of the Company since July 1, 2015. Mr. Ching currently serves as the chief financial officer of a company listed on the Stock Exchange. Mr. Ching also serves as the independent non-executive director of each of Hopewell Highway Infrastructure Limited (stock code: 737), Ngai Hing Hong Company Limited (stock code: 1047) and

Termbray Industries International (Holdings) Limited (stock code: 93), all of them are listed on the Main Board of the Stock Exchange. He obtained a bachelor's degree in business administration from the Chinese University of Hong Kong and an executive master degree in business administration from Tsinghua University in 1992 and 2006, respectively. Mr. Ching is a fellow member of Hong Kong Institute of Certified Public Accountants and Association of Chartered Certified Accountants, and member of American Institute of Certified Public Accountants. He has more than 27 years of experience in auditing, corporate finance and accounting. He is also a member of the Audit Committee, the Remuneration Committee, the Nomination Committee and the Connected Transactions/Related Party Transactions Committee of the Company.

Executive Officers

Zheng Yaoqin, aged 58, is a Vice President of the Group and General Manager of Guangdong Hechuang Construction Company Limited. Mr. Zheng graduated from Guangdong University of Technology. He is a national first-class registered architect and senior engineer. He served as the General Manager of Guangdong Hanjian Construction Company Limited (廣東韓建工程總承包有限公司) and the General Manager of Guangdong Zhujiang Engineering Construction Limited (廣東珠江工程總承包有限公司). He joined the Group as Deputy General Manager of Northern China regional office of the Group and the General Manager of Guangdong Hechuang Construction Company Limited in 2015. Mr. Zheng has extensive experience in real estate development, engineering management and cost control.

He Hui, aged 39, is an Assistant President of the Group. Ms. He graduated from University of International Business and Economics with a Bachelor degree. She joined the Group in 2004 and has served as Financing Manager, Vice General Manager and then General Manager of Investment and Financial Management Centre. Ms. He has wide exposure in financial management.

Liu Wenzhong, aged 47, is a Vice President of the Group. Mr. Liu graduated from Beijing Jiaotong University and obtained a master degree in management. He joined the Group in 2018. Prior to joining the Group, Mr. Liu served as the Deputy General Manager of the Human Resources Center of Wanda Group, the Assistant President of Wanda Group, as well as the General Manager of Human Resources Center of Wanda Cultural Industry Group. Mr. Liu also served as the Chief Operating Officer of YeePay. Mr. Liu has extensive experience in human resources management.

BOARD COMMITTEES

Audit Committee

We have established an audit committee in compliance with the Listing Rules. The audit committee is authorized to obtain outside legal or other independent professional advice if it considers necessary. The primary duties of the audit committee are to make recommendations on the appointment, reappointment and removal of an external auditor and to consider the terms of such appointments; to develop and implement policies on the engagement of external auditor for non-audit services; to monitor the integrity of the financial statements, annual and interim reports to ensure that the information presents a true and balanced assessment of our financial position; to ensure the management has fulfilled its duty to maintain an effective internal control system; to review our internal audit program and to ensure that it is allocated with adequate resources and is effective; and to review the external auditor's management letter and any questions raised by the auditor to the management and the management's response. The audit committee consists of our three independent non-executive directors Lee Tsung Hei, David, Tan Leng Cheng, Aaron, and Ching Yu Lung. Lee Tsung Hei, David has been appointed as the chairman of the audit committee.

Remuneration Committee

We have established a remuneration committee in compliance with the requirements of the Listing Rules. The remuneration committee assists our board in achieving its objective of attracting and retaining directors and senior management of the highest caliber and experience needed to develop our business successfully. The committee is charged with developing fair and transparent procedure for determining the

remuneration policies and packages of the directors and senior management of the Company. It formulates remuneration policy for approval by our board of directors; establishes guidelines for the recruitment of the chief executive and senior management, recommends to our board of directors the policy and structure for the remuneration of directors, including non-executive directors and the chief executive and senior management; determines the remuneration of executive directors and senior management, including benefits in kind and compensation payments; reviews and approves the compensation arrangements in connection with any loss or termination of their office or appointment, or dismissal or removal for misconduct to executive directors and senior management; determines the criteria for assessing employee performance; and considers the annual performance bonus for executive directors, senior management and general staff and make recommendations to our board of directors. The remuneration committee consists of our three independent non-executive directors, Lee Tsung Hei, David, Tan Leng Cheng, Aaron, and Ching Yu Lung. Lee Tsung Hei, David has been appointed as the chairman of the remuneration committee.

Nomination Committee

We have established a nomination committee in compliance with the requirements of the Listing Rules. The nomination committee formulates nomination policy for our board's consideration and implements our board's approved nomination policy. Without prejudice to the generality of the foregoing, the nomination committee also reviews the structure, size and composition (including but not limited to gender, age, culture, educational background, ethnicity, length of service, skills, knowledge and professional experience) of our board and make recommendations on any proposed changes to our board to complement our corporate strategy, identifies individuals qualified to become our board members and selects or makes recommendations to our board on the selection of individuals nominated for directorships, assesses the independence of independent non-executive directors, makes recommendations to our board on the appointment or reappointment of directors and succession planning for directors, in particular the chairman and chief executive, reviews our board's diversity policy, as appropriate, and reviews the measurable objectives that our board has set for implementing the board's diversity policy and the progress on achieving the objectives, does any such things to enable the nomination committee to discharge its powers and functions conferred on it by our board, and conforms to any requirement, direction, and regulation that may from time to time be prescribed by our board or contained in our Bye-Laws or imposed by legislation. The nomination committee consists of four directors, Chu Kut Yung, Lee Tsung Hei, David, Tan Leng Cheng, Aaron and Ching Yu Lung. Chu Kut Yung has been appointed as the chairman of the nomination committee.

Connected Transactions/Related Party Transactions Committee

We have established a connected transactions/related party transactions committee, which is responsible for reviewing all connected transactions and related party transactions to ensure that they are conducted on normal commercial terms and in the ordinary and usual course of business; and for recommending to our board of directors any corrective measures, if needed. The connected transactions/related party transaction committee consists of our three independent non-executive directors, Lee Tsung Hei, David, Tan Leng Cheng, Aaron, and Ching Yu Lung. Lee Tsung Hei, David has been appointed as the chairman of the connected transactions/related party transactions committee.

Option Shares Committee

We have established an option shares committee. The option shares committee is primarily responsible for dealing with the allotment and issue of our shares upon the exercise of options that have been granted or are to be granted under our share option scheme, which we adopted in November 2002. The option shares committee consists of two executive directors elected from time to time by the entire board at the time of any committee meeting when issues arising from our November 2002 share option scheme are presented.

Finance Committee

We have established a finance committee, which is primarily responsible for approving and dealing with debt financing for the Group's matters which are within the normal and ordinary course of business and do not require approval by the shareholders in general meetings. Such debt financing include borrowing

or raising any money by and for the Company or any of its subsidiaries in the normal and ordinary course of business, or securing by guarantee the payment of money on the debt obligations or the performance or fulfilment of any obligation of any subsidiary of the Company under any loan agreement, finance document or contract for raising money entered into by such subsidiary in the normal and ordinary course of business, provided that the power and authority of the finance committee shall not be extended to: matters outside the normal and ordinary course of business of the Company or its relevant subsidiary; any decision to change the general character or nature of the business of the Company and its subsidiaries, taken as a group; matters relating to any notifiable transaction or connected transaction within the meaning under the Listing Rules; matters which, according to the Listing Rules or the Bye-laws of the Company, require approval by the shareholders of the Company in general meeting; and matters involving a conflict of interest for any director of the Company. The financial committee consists of three executive directors and a chairman shall be nominated for each finance committee meeting among the three committee members. The first batch of the members of the finance committee are Xi Ronggui, Au Wai Kin and Xie Bao Xin.

COMPENSATION OF DIRECTORS AND EXECUTIVE OFFICERS

Our executive directors and independent non-executive directors received aggregate remuneration and benefits in kind of HK\$7.7 million (US\$1.0 million), HK\$1.0 million (US\$0.1 million) for the year ended December 31, 2018, respectively.

We do not have service contracts with any of our directors, supervisors and executive officers that provide for benefits upon termination of employment.

DIRECTORS' INTEREST IN SECURITIES

As of June 30, 2019, the interests of our directors and their associates in our equity securities were as follows:

| Name of director | Capacity | Number and class of securities held | Approximate percentage of our issued share capital |
|---------------------------------------|---------------------|-------------------------------------|--|
| Chu Mang Yee ⁽¹⁾ | Corporate interests | 1,229,003,809 | 55.22% |
| Au Wai Kin ⁽²⁾ | Corporate interests | 34,500,000 | 1.55% |
| Chu Kut Yung ⁽³⁾ | Corporate interests | 1,014,000 | |
| | Personal interests | 1,000,000 | 0.09% |

Notes:

- (1) Mr. Chu Mang Yee held 1,160,363,809 shares of the Company through Sounda Properties Limited, a company wholly-owned by him, and 68,640,000 shares of the Company through Hopson Education Charitable Funds Limited, an exempt charitable institution and a company limited by guarantee, of which Mr. Chu is the sole member. Mr. Chu resigned as the chairman of the Board and an executive director of the Company with effect from January 10, 2020.
- (2) Mr. Au Wai Kin held 34,500,000 shares of the Company through Yield Plentiful Incorporated, a company wholly-owned and controlled by him.
- (3) Ms. Chu Kut Yung held 1,014,000 shares of the Company through Ju Rong Investment Holdings Limited, a company wholly-owned by her. Ms. Chu was appointed as the chairman of the Board of the Company with effect from January 10, 2020.

SUBSTANTIAL SHAREHOLDERS

As of June 30, 2019, the interests and short positions of 5% or more of our issued share capital and share options as recorded in the register required to be kept by us under Section 336 of the Securities and Futures Ordinance of (Chapter 571 of the Laws of Hong Kong) (the “SFO”) are as follows:

| Name of shareholder | Capacity and nature of interests | Number of issued shares | Approximate percentage of shares outstanding |
|--|------------------------------------|-------------------------|--|
| Sounda Properties Limited . . | Beneficial owner | 1,160,363,809 | 52.14% |
| Farrich Investments Limited ⁽¹⁾ | Beneficial owner | 395,246,625 | 17.76% |
| TheBest Investments Limited ⁽¹⁾ | Interest of controlled corporation | 395,246,625 | 17.76% |
| Clear Build Investments Limited ⁽¹⁾ | Interest of controlled corporation | 395,246,625 | 17.76% |
| Chu Yat Hong ⁽¹⁾ | Interest of controlled corporation | 395,246,625 | 17.76% |

Note:

- (1) 395,246,625 shares were held by Farrich Investments Limited which is a wholly-owned subsidiary of TheBest Investments Limited. The entire issued share capital of TheBest Investments Limited is held by Clear Build Investments Limited which is in turn wholly-owned by Mr. Chu Yat Hong. Each of TheBest Investments Limited, Clear Build Investments Limited and Mr. Chu Yat Hong was deemed to be interested in 395,246,625 shares under the SFO.

Except as disclosed above and under “Management – Directors’ Interest in Securities,” as of June 30, 2019, no person had interests or short positions in the shares and underlying shares that was required to be recorded under Section 336 of the SFO.

RELATED PARTY TRANSACTIONS

The following is a summary of material transactions we have engaged in with our direct and indirect shareholders, affiliates of our shareholders and other related parties, including those in which we or our management have a significant equity interest. We believe each of these arrangements as described below have been entered into on arm's length terms or on terms that we believe have been at least as favorable to us as similar transactions with non-related parties. For a further discussion of related party transactions, see note 42 to our audited consolidated financial statements for the year ended December 31, 2018, see note 38 to our audited consolidated financial statements for the year ended December 31, 2017, each of which is included elsewhere in this offering memorandum and note 37 to our audited consolidated financial statements for the year ended December 31, 2016.

We established the Connected Transactions/Related Party Transactions Committee on October 4, 2005 which comprised the three independent non-executive Directors and is chaired by Mr. Lee Tsung Hei, David as of the date of this offering memorandum. The Connected Transactions/Related Party Transactions Committee is responsible for reviewing all continuing connected transactions and related party transactions to ensure that they are conducted on normal commercial terms and in the ordinary and usual course of business of the Group and to recommend to the Board corrective measures in such transactions if needed.

SALES AND PURCHASE OF GOODS AND SERVICES WITH RELATED PARTIES

From time to time, we engage in the sale and purchase of goods and services with minority shareholders of certain subsidiaries of our Company and subsidiaries of these minority shareholders.

For the years ended December 31, 2016, 2017, 2018 and the six months ended June 30, 2018 and 2019, we provided services, including property management services, property design services, shop and office lease services, heating services, hotel management services, office lease services and/or commercial property management services to the related parties amounting to approximately HK\$23.9 million, HK\$32.3 million, HK\$142.8 million (US\$18.3 million), HK\$55.3 million and HK\$88.8 million (US\$11.4 million), respectively.

For the years ended December 31, 2016, 2017, 2018 and the six months ended June 30, 2018 and 2019, we received goods and services from the related parties amounting to approximately HK\$443.6 million, HK\$144.8 million, HK\$404.1 million (US\$51.7 million), HK\$63.5 million and HK\$290.0 million (US\$37.1 million), respectively. Such goods and services include property construction services, property construction supervision services, electricity installation, low voltage system and intelligent building system installation and consultancy service on budgeting and cost control for construction work, office lease services, informatisation and computerisation related services and/or market promotion services.

KEY MANAGEMENT COMPENSATION

See "Management – Compensation of Directors and Senior Management."

AMOUNTS DUE FROM/TO RELATED PARTIES⁽¹⁾

As of December 31, 2016, 2017, 2018 and June 30, 2019, amounts due from related parties, including a joint venture, our associates, and related companies⁽¹⁾, were approximately HK\$38.1 million, HK\$50.2 million, HK\$52.5 million (US\$6.7 million) and HK\$54.3 million (US\$6.9 million), respectively.

Note (1): These related companies are owned by the son, the brother and the brother-in-law of Mr. Chu Mang Yee (the controlling shareholder and former Chairman of the Board and executive director of the Company) and brother and uncles of Ms. Chu Kut Yung (Chairman of the Board and executive director of the Company).

As of December 31, 2016, 2017, 2018 and June 30, 2019, amounts due to our related parties, including our associate, joint ventures, and related companies⁽¹⁾, amounted to approximately HK\$3,735.9 million, HK\$3,438.7 million, HK\$3,040.3 million (US\$389.3 million), HK\$3,158.4 million (US\$404.4 million), respectively.

As of December 31, 2016, 2017, 2018 and June 30, 2019, we had accounts payable of approximately HK\$586.0 million, HK\$603.4 million, HK\$454.7 million (US\$58.2 million), HK\$460.7 million (US\$59.0 million) due to certain related companies⁽¹⁾ in respect of property construction.

As of June 30, 2019, all outstanding balances with related companies, associates and joint ventures were denominated in Renminbi, unsecured, non-interest bearing and without pre-determined repayment terms.

The following is a brief description of our significant continuing connected transactions with our related parties:

ON-GOING TRANSACTIONS WITH HANJIANG AND/OR CHU'S CONTROLLED ENTITIES

On April 22, 2015, the Company entered into a framework agreement (the “**2015 Framework Agreement**”) with Guangdong Hanjiang Construction Installation Project Limited (“**Hanjiang**”) (together with its subsidiaries and its associates, “**Hanjiang Group**”) in respect of certain on-going transactions between our Group and Hanjiang Group for a term of three years ended December 31, 2017.

As of the date of the 2015 Framework Agreement, Hanjiang was 99% owned by Mr. Chu Yat Hong who is the son of Mr. Chu Mang Yee (the controlling shareholder and the then Chairman of the Board and executive Director of the Company) and brother of Ms. Chu Kut Yung (an executive Director and the then Deputy Chairman of the Board of the Company). In addition, Mr. Chu Yat Hong also indirectly owned approximately 17.61% of the shares of the Company. Accordingly, Hanjiang was a connected person of the Company and the 2015 Framework Agreement and the transactions contemplated thereunder constituted continuing connected transactions of the Company under the Listing Rules.

Hanjiang subsequently underwent restructuring on October 14, 2016 and as a result, members of Hanjiang Group that entered into transactions with our Group under the 2015 Framework Agreement (the “**Previous Contracting Parties**”) became either directly or indirectly held by Mr. Chu Yat Hong or Mr. Chu Wai Hong.

The 2015 Framework Agreement expired on December 31, 2017. On April 26, 2018, the Company entered into a framework agreement (the “**2018 Framework Agreement**”) with Mr. Chu Yat Hong and Mr. Chu Wai Hong to govern certain on-going transactions between our Group and companies which are associates of either Mr. Chu Yat Hong or Mr. Chu Wai Hong (including the Previous Contracting Parties) (collectively, “**Chu's Controlled Entities**”) in the three financial years ending December 31, 2020. The on-going transactions as contemplated under the 2018 Framework Agreement include (i) services to be provided/premises to be leased by Chu's Controlled Entities to our Group, including construction, electrical installation, low voltage system and intelligent building system installation and consultancy service on cost control for construction work, office lease, information technology related services and/or marketing services; and (ii) services to be provided/premises to be leased by our Group to Chu's Controlled Entities, including building design, management of vacant properties and delivery of sold property units to purchasers, heating service, hotel management, shop and office lease and/or commercial real estate management. The 2018 Framework Agreement is conditional upon the Company having obtained the approval of the independent shareholders of the Company at a general meeting of the Company.

As both Mr. Chu Yat Hong and Mr. Chu Wai Hong are connected persons of the Company under the Listing Rules, the 2018 Framework Agreement and the transactions contemplated thereunder constitute continuing connected transactions of the Company under the Listing Rules. The Company has obtained its independent shareholders' approval of the 2018 Framework Agreement, the transactions contemplated thereunder and the maximum aggregate annual transaction amounts thereof for the three financial years ending December 31, 2020 at a special general meeting of the Company held on June 15, 2018.

On July 2, 2019, the Company entered into a supplemental framework agreement (the “**Supplemental Framework Agreement**”) with Mr. Chu Yat Hong and Mr. Chu Wai Hong, to amend and supplement the 2018 Framework Agreement. Pursuant to the Supplemental Framework Agreement, the scope of services to be provided by our Group to Chu's Controlled Entities under the 2018 Framework Agreement is extended to include the provision of construction work for certain property development projects of Chu's Controlled Entities, for a term commencing from the date when it becomes unconditional and ending on December 31, 2020. The Supplemental Framework Agreement is conditional upon the Company having obtained the approval of the independent shareholders of the Company at a general meeting of the Company.

As both Mr. Chu Yat Hong and Mr. Chu Wai Hong are connected persons of the Company under the Listing Rules, the 2018 Framework Agreement (as supplemented by the Supplemental Framework Agreement) and the transactions contemplated thereunder constitute continuing connected transactions of the Company under the Listing Rules. The Company has obtained its independent shareholders' approval of the 2018 Framework Agreement (as supplemented by the Supplemental Framework Agreement), the transactions contemplated thereunder and the maximum aggregate annual transaction amount thereof for the two financial years ending December 31, 2020 at a special general meeting of the Company held on 29 August 2019.

For the years ended December 31, 2016, 2017, 2018 and six months ended June 30, 2019, total fees paid/payable to our Group by the Hanjiang Group or the Chu's Controlled Entities (as the case may be) in respect of the provision of property management services, property design services, shop and office lease services, hotel management services and/or commercial property management services by our Group to the Hanjiang Group or the Chu's Controlled Entities (as the case may be) amounted to approximately HK\$7.8 million, HK\$21.9 million and HK\$122.4 million (US\$15.7 million), respectively.

For the years ended December 31, 2016, 2017, 2018 and six months ended June 30, 2019, total fees paid/payable to the Hanjiang Group or the Chu's Controlled Entities (as the case may be) by our Group in respect of the provision of property construction services, property construction supervision services, electricity installation, low voltage system and intelligent building system installation and consultancy service on budgeting and cost control for construction work, office lease services, informatisation and computerisation related services and/or market promotion services by the Hanjiang Group or the Chu's Controlled Entities (as the case may be) to our Group amounted to approximately HK\$443.6 million, HK\$144.8 million and HK\$404.1 million (US\$51.7 million), respectively.

TRANSACTIONS UNDER THE LEASE AGREEMENTS

On January 18, 2016, Beijing Hopson Beifang Real Estate Development Limited* (北京合生北方房地產開發有限公司) (“**Hopson Beifang**”), an indirect wholly-owned subsidiary of the Company, entered into (i) a lease agreement with Zhujiang Life Insurance Company Limited* (珠江人壽保險股份有限公司) (“**Zhujiang Life**”) for the lease of the premises situated at 7th floor of Hopson Fortune Plaza; and (ii) a lease agreement with Beijing Zhujiang Real Estate Development Company Limited* (北京珠江房地產有限公司) (“**Zhujiang Real Estate**”) for the lease of the premises situated at 9th, 10th and 11th floors of Hopson Fortune Plaza, by Hopson Beifang to Zhujiang Life and Zhujiang Real Estate, respectively, for a period of three years from January 18, 2016 to January 17, 2019 (collectively the “**Lease Agreements**”).

* For identification purpose only

As at the date of the Lease Agreements, Zhujiang Life was a majority-controlled company, held indirectly, by the family members and relatives of Mr. Chu Mang Yee and Ms. Chu Kut Yung together, namely Mr. Chu Yat Hong and Mr. Chu Wai Hong (the sons of Mr. Chu Mang Yee and the brothers of Ms. Chu Kut Yung), Mr. Zhu La Yi (a brother of Mr. Chu Mang Yee and an uncle of Ms. Chu Kut Yung) and Mr. Xie Bing Zhao (the brother-in-law of Mr. Chu Mang Yee and an uncle of Ms. Chu Kut Yung). Mr. Chu Yat Hong, being a substantial shareholder of the Company, was a connected person of the Company. Zhujiang Life was also a 30%-controlled company held indirectly by Mr. Chu Yat Hong. Zhujiang Real Estate was a majority-controlled company, held indirectly by Mr. Chu Wai Hong. Accordingly, each of Zhujiang Life and Zhujiang Real Estate was our connected person and the Lease Agreements and the leases constitute continuing connected transactions of the Company under the Listing Rules.

The Group decided to gradually cease its hotel operations in Hopson Fortune Plaza in mid 2015 and to lease the entire building for office use. The Directors believe that Lease Agreements will bring forth additional stable income to the Group after the cessation of hotel operations in the building. During the years ended December 31, 2016, 2017 and 2018, the aggregate rental received/receivable by the Group pursuant to the Lease Agreements (including annual rental and annual property management fees) from Zhujiang Life and Zhujiang Real Estate amounted to approximately HK\$16.1 million, HK\$10.4 million and HK\$20.4 million (US\$2.6 million), respectively.

The Company has complied and will comply with the applicable requirements under the Listing Rules for the continuing connected transactions as set out above. The related party transactions set out below also represented connected transactions/continuing connected transactions under the Listing Rules. The following is a brief description of our related party transactions:

ACQUISITION OF SUN EXCEL INVESTMENTS LIMITED (“SUN EXCEL”)

On November 3, 2010 (and subsequently amended and supplemented on 13 December 2010 and 26 October 2012), our Group entered into an agreement with Farrich Investments Limited (“**Farrich**”), a related company, to acquire 100% equity interests in Sun Excel at a total consideration of RMB6,605,066,000. The consideration would be satisfied by (i) cash of RMB2,313,787,000, and (ii) the issuance of 523,246,625 shares of our Company for RMB4,291,279,000 (US\$625,095,266), on the basis that the construction will be fully completed by Farrich at its own cost.

The sole asset of Sun Excel is its 100% interests in Beijing Chuanghe Fengwei Real Property Development Co. Limited (formerly known as Beijing Chuanghe Fengwei Technology Investment and Management Co. Limited) (“**Project Co A**”) and Beijing Shengchuang Hengda Real Property Development Co. Limited (formerly known as Beijing Shengchuang Hengda Technology Investment and Management Co. Limited) (“**Project Co D**”). Project Co A and Project Co D hold the land use rights of a piece of land in Tongzhou District, Beijing, Mainland China (the “**Project**”).

The acquisition of Sun Excel was completed in October 2013 and 523,246,625 shares were issued by the Company. As at June 30, 2019, cash consideration of RMB1,384,816,000 (US\$201,721,194) out of the total cash consideration of RMB2,313,787,000 was paid, representing the amount of construction work completed by Farrich. The acquisition costs paid were recognised as investment properties under development and prepayments for construction work.

UNDERTAKING PROVIDED BY MR. CHU MANG YEE, OUR CONTROLLING SHAREHOLDER, TO THE GROUP IN RELATION TO THE ACQUISITION OF PANYU ZHUJIANG REAL ESTATE LIMITED* (“PANYU ZHUJIANG”)

In March 2010, the Group completed the acquisition of the entire interest in Panyu Zhujiang from the Hanjiang Group. Panyu Zhujiang possesses the right to develop a piece of land in Panyu District, Guangdong, Mainland China. Hanjiang Group agreed to perform and complete all necessary demolition and preparation work to obtain the land use right certificate at its own expense. In relation to the Group’s acquisition of Panyu Zhujiang, Mr. Chu Mang Yee, our controlling shareholder and the then Chairman of

the Board and executive director of the Company, has undertaken to the Group to guarantee the due and punctual performance by Hanjiang Group of its obligations in relation to the land (subject to a maximum amount of RMB3,600 million). As at June 30, 2019, Hanjiang Group was in the process of applying the land use right certificates.

UNDERTAKING PROVIDED BY MR. CHU MANG YEE, OUR CONTROLLING SHAREHOLDER, TO THE GROUP IN RELATION TO ACQUISITION OF BELIEVE BEST INVESTMENTS LIMITED (“BELIEVE BEST”)

In 2007, the Group completed the acquisition of 80% of the issued share capital of Believe Best from Mr. Chu Mang Yee, our controlling shareholder and the then Chairman of the Board and executive director of the Company. Believe Best has, through its indirect wholly-owned subsidiary (the project company), a piece of land for property development in Chaoyang District, Beijing, Mainland China (known as the “**Jing Run Project**”).

In relation to our interest in the Jing Run Project through our 80% interest in Believe Best, Mr. Chu Mang Yee, has (i) fully guaranteed the bank loans which were used by the project company for the demolition and relocation of the extra public greenfield site peripheral to the Jing Run Project at the request of the local government; and (ii) undertaken to the Group to be responsible for the excess amount, if any, being the difference in the unit cost per square metre (including the demolition and relocation fees for the extra public greenfield site and the land transfer fees as compared with the original agreed valuation price of Jing Run Project) for the gross floor area to be developed, payable by the project company in respect of any increase in plot ratio as the government may approve. The demolition and relocation work on the extra public greenfield is ongoing and related costs of approximately RMB1,509 million (US\$219.8 million) had been incurred by us as of June 30, 2019. Such additional costs may be compensated by an increase in plot ratio for the Jing Run Project, although government approval for increase in plot ratio is pending.

DISPOSALS OF LAND USE RIGHTS TO MR. CHU MANG YEE

In May 2012, our Group entered into agreements to dispose of its land use rights of two pieces of land in Panyu District, Guangdong, Mainland China and Baodi District, Tianjin, Mainland China to Mr. Chu Mang Yee, for considerations of RMB29,258,305 and RMB2,500,000, respectively.

The transactions have not yet been completed as of June 30, 2019. It is expected that the Group will recognise gain on disposals, net of tax, of approximately RMB9.8 million (US\$1.3 million) upon completion of the transactions.

ACQUISITION OF THE MAJORITY EQUITY INTEREST IN GUILIN FENG HUANG WEN TOU PROPERTIES COMPANY LIMITED* (桂林鳳凰文投置業有限公司) (THE “TARGET COMPANY”) AND ANTICIPATED PROVISION OF SHAREHOLDER’S LOAN TO THE TARGET COMPANY

On February 4, 2019, the Company’s wholly-owned subsidiary, Guangzhou Zhan Teng Investments Company Limited* (廣州展騰投資有限公司) (“**Guangzhou Zhan Teng**”), entered into the sale and purchase agreement (the “**SPA**”) with Beijing Hua Yu Dong Fang Investments Company Limited* (北京華裕東方投資有限公司) and Beijing Feng Huang Wen Tou Properties Company Limited (北京鳳凰文投置業有限公司) (the “**Vendor**”) in relation to, among other things, the acquisition by Guangzhou Zhan Teng at cash consideration RMB51,000,000 of 51% of the equity interest in the Target Company which is the successful bidder of lands in Yangshuo, Guangxi, PRC (the “**Target Acquisition**”) and anticipated provision of shareholder’s loan to the Target Company. The Target Company has become an indirect non-wholly-owned subsidiary of the Company upon the completion of the Target Acquisition.

The Target Acquisition constituted a connected transaction of the Company since the Vendor is a connected person of the Company which is ultimately controlled by Mr. Chu Wai Hong who is the son of Mr. Chu Mang Yee and the elder brother of Ms. Chu Kut Yung. Upon the completion of the Target Acquisition, the Target Company has become a connected person of the Company by virtue of it being a connected subsidiary and, accordingly, the shareholder’s loan transaction also constituted a connected transaction of the Company.

* For identification purpose only

REGULATIONS

LEGAL SUPERVISION RELATING TO THE PROPERTY SECTOR IN THE PRC

Establishment of a property development enterprise

Pursuant to the PRC Urban Real Estate Administration Law (the “**Urban Real Estate Law**”) promulgated by the Standing Committee of NPC on July 5, 1994, effective on January 1, 1995 and amended on August 30, 2007 and August 27, 2009, a property developer is defined as an enterprise which engages in the development and sale of properties for the purpose of making profits. Under the Regulations on Administration of Development of Urban Real Estate (the “**Development Regulations**”) promulgated and implemented by the State Council on July 20, 1998 and amended on January 8, 2011 and March 19, 2018, a property developer is required to meet the following requirements: (i) has a registered capital of not less than RMB1 million; and (ii) has four or more full-time professional property/construction technicians and two or more full-time accounting officers, each of whom must hold relevant qualification certificates. The Development Regulations also allow the local government of a province, autonomous region or municipality directly under the central government to impose more stringent requirements on the registered capital and the number of professional personnel of a property developer based on local circumstances.

Pursuant to the Development Regulations, to establish a property development enterprise, a property developer is required to register with the local Administration for Industry and Commerce. The property developer must also report its establishment to the property development authority in the location of the registration authority within 30 days upon receipt of its business license.

Pursuant to the Notice on Adjusting the Portion of Capital Fund for Fixed Assets Investment of Certain Industries issued by the State Council in April 2004, the portion of capital-account funding for real estate projects (excluding affordable housing projects) has been increased from 20% or above to 35% or above. Pursuant to the Notice on Adjusting the Percentage of Capital Fund for Investment Projects in Fixed Assets issued by the State Council in May, 2009, the minimum portion of the capital funding for ordinary commodity housing projects and affordable housing projects has been reduced to 20%, while that for other real estate projects has been decreased to 30%. However, pursuant to the Notice on Adjusting and Improving the Capital System of Fixed Asset Investment Projects issued by the State Council in September 2015, the minimum portion of the capital funding for ordinary commodity housing projects and affordable housing projects remains 20%, while that for other real estate projects has been reduced to 25%.

Foreign-invested property enterprises

On July 11, 2006, MOC (the predecessor of MOHURD), MOFCOM, NDRC, PBOC, the State Administration for Industry and Commerce (“**SAIC**”) and SAFE jointly promulgated the Opinions on Regulating the Access and Management of Foreign Capital in the Real Estate Market (Jian Zhu Fang [2006] No. 171) (the “**Opinions**”). According to the Opinions, the admittance and administration of foreign capital in the property market must comply with the following requirements:

- Foreign institutions or individuals who buy property not for their own use in China should follow the principle of “commerce existence” and apply for the establishment of foreign-invested enterprises pursuant to the regulations of foreign investment in property. After obtaining the approvals from relevant authorities and upon completion of the relevant registrations, foreign institutions and individuals can then carry on their business pursuant to their approved business scope;
- Foreign investors may not carry out property development and business operations until they obtain the Approval Certificates for a Foreign-invested Enterprise and business licenses from the relevant authorities;

- Where the total investment amount of a foreign-invested property enterprise is US\$10 million or more, its registered capital shall be no less than 50% of the total investment amount; where the total investment amount is less than US\$10 million, its registered capital must follow the requirements of the existing regulations;
- For the establishment of a foreign-invested property enterprise, the commerce authorities and the Administration for Industry and Commerce will be responsible for the approval and registration of the foreign-invested property enterprise and the issuance of a temporary Approval Certificate for a Foreign-invested Enterprise (which is only effective for one year) and a temporary business license. Upon full payment of the land grant fee for the land use rights, the foreign-invested property enterprise should apply for the land use rights certificate. With the land use rights certificate, the property developer can obtain a formal Approval Certificate for a Foreign-Invested Enterprise from the commerce authorities and a formal business license with the same approved business term as the formal Approval Certificate for Foreign-Invested Enterprise;
- Transfers of projects or equity interests in foreign-invested property enterprises or acquisitions of domestic property enterprises by foreign investors should strictly follow the relevant laws, regulations and policies and obtain the relevant approvals. The investor should submit: a) a written undertaking of fulfillment of the State-owned land use rights grant contract, construction land planning permit and construction work planning permit; b) land use rights certificate; c) documents evidencing the filing for modification with the construction authorities; and d) documents evidencing the payment of tax from the relevant tax authorities; and
- When acquiring domestic property enterprises by way of shares transfer or other means, or purchasing shares from Chinese parties in Sino-foreign equity joint ventures, foreign investors should make proper arrangements for the employees, handle the debts of the banks and pay the consideration in one single payment with its own capital. Foreign investors with unsound records, or who have not fully satisfied any previous acquisition consideration shall not be allowed to undertake the aforementioned activities.

On August 14, 2006, the General Office of MOFCOM enacted the Notice on Relevant Issues concerning the Carrying out the Opinions on Regulating the Access and Management of Foreign Capital in the Real Estate Market (the “**Notice on the Real Estate Market**”). According to the Notice on the Real Estate Market, if the total investment of a foreign-invested property development enterprise exceeds US\$3 million, the registered capital must not be less than 50% of the total investment amount; if the total investment is less than or equal to US\$3 million, the registered capital must not be less than 70% of the total investment amount. When a foreign investor who merges with a domestic property development enterprise by transferring equity or by other means, the original employees of the merged companies must be arranged properly, bank debts must be settled and the entire consideration for the transfer must be paid off with its self-owned capital in one installment within three months after the date of the issue of the business license. When a foreign investor who merges with a domestic property development enterprise by purchasing equity from other Chinese shareholders of a foreign-invested property development enterprise, the original employees of the merged companies must be arranged properly, bank debts must be settled and the entire consideration for the transfer must be paid off with its self-owned capital in one installment within three months from the effective day of the equity transfer agreement.

On May 23, 2007, MOFCOM and SAFE jointly issued the Notice on Further Strengthening and Regulating the Approval and Supervision of Foreign Direct Investment in the Real Estate Industry (Shang Zi Han [2007] No. 50) (“**Notice 50**”) which set down the following requirements for approving and supervising of foreign investment in real estate sector:

- foreign investment in the real estate sector in the PRC relating to high-grade properties should be strictly controlled;

- before applying for the setup of real estate entities with foreign investment, (a) both the land use rights certificates and building ownership certificates should be obtained or, (b) pre-sale or pre-grant contracts for obtaining land use rights or building ownership rights should be entered into;
- entities which have been set up with foreign investment need to obtain approval before expanding their business operations into the real estate sector and entities with foreign investment which have been set up for real estate development operation need to obtain new approval in case they expand their real estate business operations;
- acquisitions of real estate entities and foreign investment in real estate sector by way of round trip investment should be strictly regulated. Foreign investors should not avoid approval procedures by changing actual controlling persons;
- parties to real estate entities with foreign investment should not in any way guarantee a fixed investment return;
- registration should be immediately effected according to applicable laws with MOFCOM regarding the setup of real estate entities with foreign investment approved by local PRC government authorities;
- foreign exchange administration authorities and banks authorized to conduct foreign exchange business should not effectuate foreign exchange settlements regarding capital account items to those which fail to file with MOFCOM or fail to pass the annual reviews; and
- for real estate entities which are wrongfully approved by local authorities for their setups, (i) MOFCOM should carry out investigation, order punishment and corrections, and (ii) foreign exchange administrative authorities should not carry out foreign exchange registrations for these entities.

On June 18, 2008, MOFCOM issued the Notice Regarding Completing Filing of Foreign Investment in the Real Estate Sector (Shang Zi Han [2008] No. 23) that the filings are preliminary examined by the provincial branch of MOFCOM for submission to MOFCOM for registration. MOFCOM may spot-check 5 to 10 registered foreign invested real estate enterprises in every quarter. Regarding the foreign invested real estate enterprises which fail to meet the current regulations after spot-checking, MOFCOM may inform the department of SAFE to cancel their foreign currency registration and statistics. According to this notice, when a foreign-invested real estate enterprise is established or increases its registered capital, the commerce department at provincial level is required to verify all filing materials regarding such foreign-invested real estate enterprise and to make a filing with MOFCOM. This notice also requires that each foreign-invested real estate enterprise undertakes only one approved property project.

Pursuant to the Law of the Notice of Foreign Exchange Settlement of Capital of Foreign-invested Enterprises (Hui Fa [2015] No. 19) (“**Notice 19**”) promulgated by the Comprehensive Department of SAFE on March 30, 2015, effective on June 1, 2015, the capital of a foreign-invested enterprise and the RMB funds obtained from the exchange settlement thereof shall not be used for expenditures, directly or indirectly, beyond the enterprise’s business scope or those prohibited by the laws and regulations of the State. According to Notice 19, except for the original currency transfer of equity investment funds, foreign-invested enterprises with investment as their main business are allowed to, under the premise of authenticity and compliance of their domestic investment projects, carry out based on their actual investment scales direct settlement of foreign exchange capital or transfer the RMB funds in the foreign exchange settlement account for pending payment to the invested enterprises’ accounts.

On November 22, 2010, the General Office of MOFCOM issued the Notice on Strengthening Administration on the Approval and Filing of Foreign-invested Real Estate Enterprises (Shang Ban Zi Han [2010] No. 1542). The Notice stipulates, among other things:

- Further strengthening the examination of property projects involving foreign investment. The commerce departments at the provincial level shall examine the filing materials with the focus on the completeness of the required documents in connection with the lands. Provided that the land use right is not required by law to be granted through competitive bidding, auction and listing-for-sale, the filing party shall submit the materials issued by the land resource administrations demonstrating that the granting is in compliance with national laws and regulations regarding land administration. In addition, MOFCOM will increase the number of random examinations of the foregoing filing materials.
- Further strengthening the supervision of cross-border financing and investment activities and the risks associated with the real estate market and reducing speculative investments. Foreign-invested real estate enterprises are prohibited from purchasing or selling domestic real estate properties completed or under construction for the purpose of arbitrage. MOFCOM, together with MOHURD, SAFE and other departments shall closely examine the filing materials of the foregoing projects for compliance.
- Further strengthening the examination of foreign-invested investment enterprises. Local commerce departments are not permitted to approve foreign-invested investment enterprises engaging in real estate properties development business.
- Further strengthening the control over property development enterprises receiving any foreign investment. Local commerce departments, together with foreign exchange departments and other relevant departments, shall thoroughly examine and control the establishment of any domestic real estate enterprises relating to any foreign investments.
- Further strengthening the approval procedure, supervision and examination of property projects that are established pursuant to mergers, acquisitions or equity-payment-based takeover. MOFCOM together with other relevant departments, shall periodically examine and supervise the utilization of foreign capital for the purposes of establishing such a property project.

On November 6, 2015, the General Office of MOFCOM and SAFE issued the Notice on Further Improving the Recordation of Foreign Investment in Real Estate (Shang Zi Han [2015] No. 895), which stipulates that the publication procedure for recordation on the website of the Ministry of Commerce shall be cancelled. Foreign-funded real estate enterprises may, after completing the aforesaid work procedure, go through foreign exchange registration under foreign direct investment and other formalities with a bank according to relevant provisions on foreign exchange administration.

Pursuant to the Interim Measures for the Recordation Administration of the Formation and Modification of Foreign-Funded Enterprises promulgated by the General Office of MOFCOM on October 8, 2016 and amended on July 30, 2017 and June 29, 2018, the formation and modification of foreign-funded enterprises that do not involve the implementation of special administrative measures for access as prescribed by the state shall carry out the work of recordation through the integrated foreign investment management information system. Furthermore, pursuant to the Measures for the Reporting of Foreign Investment Information issued by the MOFCOM and the State Administration of Market Regulation on December 30, 2019, which came into effect on January 1, 2020 and replaced the aforesaid Interim Measures for the Recordation Administration of the Formation and Modification of Foreign-Funded Enterprises, where foreign investors carry out investment activities directly or indirectly in China, foreign investors or foreign-funded enterprises shall report investment information to the commerce authorities.

Qualifications of a property developer

Classifications of a property enterprise's qualification

Under the Development Regulations, a property developer must report its establishment to the governing property development authorities in the location of the registration authority within 30 days after receiving its Business License. The property development authorities should examine applications for classification of a property developer's qualification by considering its assets, professional personnel and industrial achievements. A property enterprise should only engage in property development projects in compliance with its approved qualification.

Under the Provisions on Administration of Qualification of Real Estate Developers (the “**Provisions on Administration of Qualification**”) promulgated by MOHURD and implemented on March 29, 2000 and amended on May 4, 2015, a property developer shall apply for registration of its qualification. An enterprise may not engage in the development and sale of property without a qualification classification certificate for property development.

In accordance with the Provisions on Administration of Qualification, property enterprises are classified into four categories: class 1, class 2, class 3 and class 4. Different classes of qualification should be examined and approved by corresponding authorities. Class 1 qualification should be subject to preliminary examination by the construction authority under the government of the relevant province, autonomous region or municipality directly under the central government and then final approval of the construction authority under the State Council. Procedures for approval of developers of class 2 or lower qualification should be formulated by the construction authority under the people's government of the relevant province, autonomous region or municipality directly under the central government. A developer that passes the qualification examination will be issued a qualification certificate of the relevant class by the qualification examination authority. For a newly established property developer, after it files its establishment to the property development authority, the latter shall issue a Provisional Qualification Certificate to the eligible developer within 30 days. The Provisional Qualification Certificate will be effective for one year from its issuance while the property development authority may extend the validity to a period of no longer than two years considering the actual business situation of the enterprise. The property developer should apply for qualification classification with the property development authority within one month before expiry of the Provisional Qualification Certificate.

The business scope of a property developer

Under the Provisions on Administration of Qualification, a developer of any qualification classification may only engage in the development and sale of the property within its approved scope of business and may not engage in business which falls outside the approved scope of its qualification classification. A class 1 property developer may undertake a property development project anywhere in the country without any limit on the scale of property project. A property developer with class 2 or a lower qualification may undertake a project with a GFA of less than 250,000 sq.m. and the specific scopes of business must be as formulated by the construction authority under the people's government of the relevant province, autonomous region or municipality directly under central government.

The annual inspection of a property developer's qualification

Pursuant to the Provisions on Administration of Qualification, the qualification of a property developer shall be inspected annually. The construction authority under the State Council or its authorized institution is responsible for the annual inspection of a class 1 property developer's qualification. Procedures for annual qualification inspection with property developers of class 2 or lower qualifications must be formulated by the construction authority under the people's government of the relevant province, autonomous region or municipality directly under central government.

Development of a property project

Land for property development

The Provisional Regulations of the People's Republic of China on Grant and Transfer of the Rights to Use State-owned Urban Land in Urban Areas (the “**Provisional Regulations on Grant and Transfer**”) promulgated and implemented by the State Council on May 19, 1990, sets out a framework for the grant and transfer of the right to use state-owned land in urban areas. A land user must pay a premium to the government as consideration for the grant of the right to use a land site within a certain term, and the land user may transfer, lease out, mortgage or otherwise commercially exploit the land use rights within the term of use prescribed by the government. Land administration authority under the local government of the relevant municipality or county must enter into a contract with the land user for grant of the land use rights. The land user must pay the grant premium as stipulated in the grant contract. After paying the grant premium in full, the land user shall register with the land administration authority and obtain a land use rights certificate which evidences the acquisition of the land use rights. The Development Regulations provide that the land use rights for a land parcel intended for property development must be obtained through grant except for land use rights which may be obtained through allocation pursuant to PRC laws or the stipulations of the State Council.

The Regulations on the Grant of State-Owned Land Use Right through Competitive Bidding, Auction and Listing-for-Sale (the “**2002 Regulations**”), as amended by the 2007 Regulations (as defined below) on September 28, 2007 enacted by MLR on May 9, 2002 and enforced on July 1, 2002, provides that land for commercial use, tourism, entertainment and commodity housing development shall be granted by way of competitive bidding, public auction or listing-for-sale. The procedures are as follows:

The land authority under the people's government of the city and county (the “**Grantor**”) shall make an announcement at least 20 days prior to the date of the proposed competitive bidding, public auction or listing-for-sale. The announcement should include basic particulars such as land parcel, qualification requirement of the bidder and auction applicants, methods and criteria on confirming the winning tender or winning bidder, and other conditions such as the deposit of the bid;

The Grantor shall verify the qualification of the applicants to the bidding or auction and, inform and invite the applicants who satisfy the requirements set out in the announcement to participate in the competitive bidding, public auction or listing-for-sale;

Once the winning tender or bidder is determined through competitive bidding, public auction or listing-for-sale, the grantor and the winning tender or bidder shall then enter into a confirmation. The grantor should return the bidding or tender deposit to other bidding or auction applicants;

The Grantor and the winning tender or bidder shall enter into a contract for the grant of state-owned land use rights according to the time and venue set out in the confirmation. The deposit of the bid paid by the winning tender or bidder will be applied to the grant premium to be paid for grant of state-owned land use rights; and

The winning tender or bidder shall apply for the land registration after paying the land premium in full in accordance with the state-owned land use right grant contract. The people's government above the city and county level shall then issue the Land Use Rights Certificate for State-Owned Land.

On June 11, 2003, MLR promulgated the Regulation on Grant of State-owned Land Use Rights by Agreement, which provides that under circumstances where there is only one entity interested in a piece of land, rights to use such land (excluding land to be used for business purposes, such as commercial, tourism, entertainment and commodity residential properties) may be granted by way of agreement. The local land bureau, together with other relevant government departments including the city planning authority, will formulate a plan to address issues regarding the land including its specific location, boundary, purpose of use, area, term of grant, conditions of use, conditions for planning and design, time

of supply as well as the proposed land premium, which shall not be lower than the minimum price set by the State, and submit such plan to the relevant government for approval. The local land bureau and the interested party will negotiate and enter into a grant contract based on such plan. If two or more parties are interested in the land use rights, such land use rights must be granted by way of tender, auction or putting up for bidding.

According to the Notice on Relevant Issues Concerning the Strengthening of Examination and Approval of Land Use in Urban Construction promulgated by MLR on September 4, 2003, the grant of land use rights for luxurious commodity properties shall be stringently controlled, and applications for the right to use land for the development of villas will not be accepted. On March 31, 2004, MLR together with the Ministry of Supervision promulgated the Notice in Respect of Continuing to Enforce and Supervise the Transfer of Operative Land Use Rights Through Tenders, Bidding and Public Auction, which expressively provides that land use rights transfer in the form of agreement by the excuse of historical difficulties will not be allowed after August 31, 2004.

On September 28, 2007, MLR promulgated the Regulation on Bidding, Auction and Listing Required for Grant of State Owned Construction Land (the “**2007 Regulations**”), which provides that the grantee of state-owned construction land use rights shall fully pay up the premium for the land use rights specified in the state-owned land grant contract before it could proceed with the relevant procedures for land use rights registration and apply for a state-owned construction land use rights certificate. A land user shall not be granted a state-owned construction land use rights certificate in proportion to the partial payment of the premium that the grantee has paid up. The 2007 Regulations also provided in detail that operative lands for properties to be used for industrial (including land for warehouses but not including land for mining), commercial, tourism, entertainment and commodity residential purposes as well as lands with two or more prospective users must be granted only through competitive bidding.

In order to stop illegal occupation and abusive use of land, prevent overheating in investment in fixed assets in some areas, and implement strict protection of cultivated land, the General Office of the State Council issued the Urgent Notice on Further Governing and Rectifying Land Market and Strengthening Administration of Land on April 29, 2004 which addresses issues regarding: (i) further governing and rectifying land market; (ii) strictly administering approvals of construction land; (iii) protecting basic agricultural land; (iv) strictly implementing the general strategy and annual plan for land use, and the balance system for occupying and compensating cultivated land; and (v) actively promoting the reform of the administration system of land and resources. Also, according to the notice, the rectification of the land market will take approximately half a year from the issuance of the notice. Approvals for converting agricultural land to non-agricultural construction land will be suspended throughout China during this period, except for certain major public infrastructure projects to be approved by the State Council.

On March 16, 2007, NPC promulgated the Property Law of the People’s Republic of China (the “**Property Law**”) effective October 1, 2007, which provides that the construction land use rights may only be created through grant or allotment. The rights to use construction land for industrial, business, entertainment or commercial residential purposes must be granted by means of public tender, auction or listing-for-sale. There are stringent restrictions imposed upon creating the construction land rights through allotment. The Property Law also requires full compliance with the provisions regarding land uses in other laws and administrative regulations.

On September 30, 2007, MLR issued the Notice on Implementing Several Opinions of State Council on Addressing Housing Hardship Issues Relating to Low Income Families and Further Strengthening the Control of Land Supply, which stipulates: (i) that the supply of land to be used for the development of low-rent housing, economical housing and housing at low or medium price and of small or medium size shall not be less than 70% of the total land supply in any given year and (ii) the land and resources authorities shall control the area of each parcel of land and increase the number of parcels of land supplied in order to prevent the competition for land among property developers. Property developers shall develop land for which they have been granted use rights in accordance with the terms of the relevant land use

rights grant contract. Any violation of the land use rights grant contract may restrict or prevent such property developers from participating in future land bidding. Generally, the development period for each parcel of land shall not exceed three years.

On January 3, 2008, the State Council issued the Notice on Promoting the Saving and Intensification of Use of Land (Guo Fa [2008] No. 3), which stipulates, among other things:

- The land use standards must be strictly implemented during the process of designing and constructing construction projects and approving construction lands. The land area beyond the land use standard must be deducted accordingly;
- The disposal policies for idle land must be implemented strictly. If the land approved for development remains unused for more than two years, it must be recovered without any compensation by the government according to applicable laws and regulations; even if the land may not be recovered according to relevant laws and regulations, the land should be disposed in time and used efficiently through altering usage of the land, equivalent exchange, arranging temporary use, or bringing into land reserve by the government. An appreciation premium should be levied on the idle land, especially on those used for property development, and the relevant rules will be formulated jointly by MLR and other authorities;
- The area of each parcel of land to be granted should be reasonably determined. The detailed controlling rules and land supply plans should be formulated before granting the land as well as the plot ratio, greenery ratio, and site coverage must be clarified accordingly. The planning stipulations may not be adjusted without relevant approvals;
- The tender, auction and listing-for-sale system for the grant of land used for industry and business purposes must be strictly enforced;
- The land grant contracts or allocation approvals must stipulate or clarify that the government may take back and re-grant the land use rights in relation to the alteration of the land usage from non-business into business;
- Land supply for the development of villas must keep suspended. The minimum plot ratio, the unit numbers on per area of land and the dwelling size for the residential construction must be stipulated in the grant contract or allocation approvals of the land for residential purpose. No less than 70 percent of the land used for construction of urban housing must be designated for residential purposes for low-rent units, affordable homes and smaller units of less than 90 sq.m.; and
- The completion inspection and examination system for construction projects must be improved. Whether the land has been legally used and whether the land grant contracts or allocation approvals have been duly performed should be inspected and examined for the purpose of the completion inspection and examination of the construction projects. The construction projects may not pass the completion inspection and examination procedures without or failing to obtain the approvals from relevant land and resources authorities.

The Circular on the Distribution of the Catalog for Restricted Land Use Projects (2012 Version) and the “Catalog for Prohibited Land Use Projects (2012 Version) issued by MLR and NDRC in May 2012, set forth ceilings on the amount of land that local governments can grant for the development of commodity housing: seven hectares for small cities and towns, 14 hectares for medium-sized cities and 20 hectares for large cities. These catalogs further provide that the plot ratios of residential property projects should be no lower than 1.0 and that villas and similar projects will be categorized as prohibited land-use projects.

Pursuant to the Notice to Further Strengthen the Management of Revenue and Expenditure Associated with Land Grant (Cai Zong [2009] No. 74), jointly issued by the Ministry of Finance (the “MOF”), MLR, PBOC, the PRC Ministry of Supervision and the PRC National Audit Office on November 18, 2009, payment of land premium must generally be made in full within one year. The payment term may be extended to two years under certain circumstances upon the approval of the competent authorities. The initial down payment may not be less than 50% of the total land grant premium owned by the developers to the government. Property developers will not be permitted to purchase new land if they are unable to pay in full such land grant premium in time. The local governments is forbidden from giving discounts to developers or allowing developers to delay payments except as stipulated by the State Council.

According to the Notice on Problems Regarding Strengthening Control and Monitor of Real Estate Land Supply (the “**March 8 Notice**”) promulgated by MLR on March 8, 2010, the supply of land for the development of affordable housing, redevelopment of shanty towns and small/medium residential units for occupier owner should be no less than 70% of the total land supply in a given year. The land supply for large residential units will be strictly controlled while the supply of land for the development of villa projects is banned. The March 8 Notice also requires that i) the lowest land grant price shall not be less than 70% of the basic land price where the land granted is located, ii) bid deposits made by a property developers shall not be less than 20% of the lowest grant price, iii) a land grant contract must be executed within ten working days after a land transaction is confirmed, iv) the minimum down payment should be 50% of the total land premium which must be paid within one month after the execution of the land grant contract and v) the remaining balance of the land premium shall be paid in accordance with the land grant contract but not later than one year. If the land grant contract is not executed in accordance with the requirement above, the land shall not be delivered and the deposit made by the developer will not be returned. If no grant premium is paid after the execution of the contract, the grant of the land must be withdrawn.

Pursuant to the Circular on Issues Concerning Strict Implementation of Real Estate Land Control Policies and Promotion of Healthy Development of the Land Market promulgated by MLR on December 19, 2010, the competent departments of land and resources of relevant cities and counties must tighten the examination of land bidders’ qualification. Before starting examination, they must conduct online inquiry about the credit records of real estate developers in land development and utilization via the websites of MLR and the competent departments of land and resources of all provinces (autonomous regions and municipalities directly under the central government). Where bidders or their controlling shareholders act in violation of relevant laws, regulations and contracts such as obtaining land by forging official documents, illegally reselling land, illegally transferring land-use-right, leaving land idle for more than one year, and developing and utilizing land in violation of land use rights grant contracts, relevant bidders cannot pass the bidding qualification examination. The competent departments of land and resources of relevant cities and counties must announce acts against relevant laws, regulations and contracts which they discovered during the examination on local media and on the China Land Market webpage of the portable website of MLR. Relevant enterprises and their controlling shareholders cannot participate in land bidding activities before the acts against relevant laws, regulations and contracts are investigated, punished and rectified.

On May 13, 2011, MLR issued the Opinions Regarding Upholding and Improvement of the Systems for the Granting of Land through Tender, Auction and Listing (Guo Tu Zi Fa [2011] No. 63), which, among other things, provide that:

Improving the public notification system for tender, auction and listing (the “TAL”) plans for land to be used for housing

The cities and counties shall establish an announcement mechanism on land parcel conditions for granting of land parcels planned for development and construction based on the yearly plan for granting of land to be used for housing as announced to the society. They shall further refine the land parcels intended for granting, the planning for land zoning and the conditions for use of land according to the granting progress and arrangement. They shall periodically announce detailed information on the use of land for the construction of commodity housing and various types of housing of affordable housing projects to the society.

Adjusting and improving the policies on granting of land through TAL

All places are to select the suitable methods and policies for granting of land in respect of land parcels required to be granted, in light of the local land market and housing construction and development phases. The housing prices or land prices shall be restricted, and the land to be used for policy-based housing shall be granted through listing or auction. Limits shall be prescribed on the construction floor area for affordable housing built in conjunction, and the land to be used for commodity housing shall be granted through listing or auction. Comprehensive assessment of the conditions for development and utilization of land and the price for granting of land shall be conducted, and the person with land use right shall be determined through tender.

Improving the contract for granting of land through TAL

The competent department of land and resources at municipal or county level shall include additional terms in the contract for granting in respect of the granting of land used for policy-based commodity housing with various conditions for development, construction and sale attached thereto in accordance with the current land administration laws and policies, improve the contents of the contract for granting and tighten the supervision after the supply.

On July 19, 2012, MLR and MOHURD jointly issued a notice, reiterating the importance of implementing adjustment and control policies for the property market in China. The central government urged its local counterparts to secure sufficient land supply for construction of low-income housing while closely monitoring land premium in the market to avoid excessive speculation.

Relocation

On January 21, 2011, the State Council promulgated the Regulation on Expropriation and Compensation Related to Buildings on State-owned Land (the “**Expropriation and Compensation Regulation**”). The Expropriation and Compensation Regulation provides that, among other things: (i) buildings can be expropriated under certain circumstances for public interests, and governmental authorities are responsible for resettlement activities; real estate developers are prohibited from engaging in demolition and relocation operations; (ii) compensation shall be paid before the resettlement; (iii) compensation to owners of properties to be demolished cannot be less than the market value of similar properties at the time of expropriation. The market value of properties shall be determined by qualified real estate appraisal institutions in accordance with appraisal rules related to property expropriation. Any owner who does not agree with the appraised market value of the property may apply to the real estate appraisal institution for re-appraisal; and (iv) neither violence nor coercion may be used to force home owners to leave sites, nor may certain measures, such as illegal suspension of water and power supplies, be used in relocation operations. In addition to paying the demolition and removal compensation, the property developer undertaking the demolition and removal shall pay a removal allowance to the residents of the buildings to be demolished.

The termination of land use rights

In accordance with the Land Administrative Law of the People’s Republic of China promulgated by the Standing Committee of NPC on June 25, 1986 and amended on December 29, 1988, August 29, 1998 and August 28, 2004, the land administrative authorities may forfeit the state-owned land use rights with the approval of the people’s governments that originally grants the approvals or the relevant competent people’s governments under any of the following circumstances:

- use of land for the sake of public interests;
- use of land for adjustment in re-building old city districts in order to implement urban construction plans;

- failure by the land user to apply for extension or obtain approval for extension when the term of the land use rights expires;
- cease to use the land for its intended purpose due to cancellation or removal of units; and
- roads, railways, airports and mining sites approved to be abandoned.

Proper compensation should be provided to the land users who lose the land use rights due to circumstances of the preceding paragraph.

Under the Provisional Regulations on Grant and Transfer of State-owned Land Use Rights, the maximum term of the land use rights shall be determined based on the use of the land: (i) 70 years for land used for residential purposes; (ii) 40 years for land used for commercial, tourism and entertainment purposes; (iii) 50 years for land used for education, science, culture, public health, physical education, industrial, comprehensive utilization or other purposes. According to the Property Law, the term of the land use rights for residential purpose will be renewed automatically upon expiry. To renew the term of the land use for used for other purposes, a land user must apply at least one year prior to expiration of the term. Such application will generally be approved unless the tract of land needs to be forfeited out of public interest consideration. Once an extension of the term of the land use rights is granted, a land grant contract shall be executed and land premium shall be paid by the developer in accordance with the re-executed land grant contract. If the term of the land use rights expires and the land user has not applied for extension or the application for extension has not been approved, the land use rights shall be returned to the State gratis. Also, the land use rights should terminate with the extinction of the land. Where the construction land use rights is terminated, the grantor shall go through deregistration formalities in time, and the construction land use rights certificate will be taken back by the land registration authority.

Land reserve

In order to control the land market and promote reasonable land utility, MLR, MOF, PBOC and China Banking Regulatory Commission jointly promulgated the Administration Measures on Land Reserve on January 3, 2018, which regulates that a land reserving institution shall be a public institution established as approved by the people's government at or above the county level, qualifying as an independent legal person, affiliated to the land and resources authority in the political division where it is located, and undertaking the land reserving work in its jurisdiction. The land and resources authorities shall subject land reserving institutions to directory system administration. Subject to the plan for the tract of land, front-end development of reserved land means the construction of road, water supply, electricity supply, gas supply, drainage, communications, fencing, and other infrastructures and land leveling to meet the necessary requirements for "generally leveling. "For a specific project, project survey, design, construction, supervision and other entities shall be chosen for construction according to the relevant provisions.

Commencement of development and idle land

Under the Urban Real Estate Law, those who have obtained the land use rights by assignment must develop the land in accordance with the use and period of commencement as prescribed by the contract for the land use right assignment. According to the Measures on Disposal of Idle Land revised by MLR on May 22, 2012 and effected on July 1, 2012, a parcel of state-owned land can be defined as idle land if:

- the user of the land fails to commence construction within one year after the date of commencement of construction as agreed to and specified in the contract for paid use of state-owned construction land or the land allocation decision; or
- the development and construction of the land has begun, but the area of the development and construction is less than one third of the total area to be developed and constructed, or the invested amount is less than 25% of the total amount of investment, and the development and construction has been continuously suspended for one year or more.

The contract for paid use of state-owned construction land or the land allocation decision must expressly specify the date of commencement of construction, the date of completion and liabilities for breach of contract. In the event that the date of commencement of construction is not specified, the period of construction commencement is one year after the date of the actual transfer of the land. The date of the actual transfer of the land is the date as determined in the land transfer confirmation letter. With respect to idle land caused by acts of governments or relevant governmental departments or force majeure, or in the second scenario above, the administrative departments of land and resources at the municipal or county level will negotiate with the users of state-owned construction land for a proposal to dispose of the idle land, including, but not limited to, extending the time period for development and construction (provided that it shall be no longer than one year), changing the use and/or planned conditions of the land, arranging for temporary use, recovering the right to use state-owned construction land with compensation and replacing the land. The administrative department of land under the people's government of municipality or county level shall, after obtaining approval from the people's government at the same level, arrange for the implementation of the proposal. With respect to idle land caused other than by acts of governments or relevant governmental departments or force majeure, if the construction work has not yet commenced for one year, charges for idle land which is equivalent to 20% of the land price may be imposed on the user of state-owned construction land. If the construction work has remained idle for two years, the right to use the state-owned construction land can be taken back by the administrative departments of land resources at the municipal or county level without any compensation. Furthermore, pursuant to the Measures on Disposal of Idle Land and the Urban Real Estate Administration Law, implemented on January 1, 1995 and amended on August 30, 2007 by the Standing Committee of NPC, the charges for idle land or the taking back of the right to use state-owned construction land will not apply where the delay in commencement of development and construction is caused by acts of governments or relevant government departments or force majeure.

In January 2008, the Notice on Promoting the Saving and Intensification of Use of Land issued by the State Council urges the full and effective use of existing construction land and the preservation of farming land and emphasizes the enforcement of the current rules on idle land fee for any land left idle for over one year but less than two years, with such idle land fee charged at 20% of the land grant premium.

Planning

According to the City and Countryside Planning Law of the People's Republic of China (the “**City and Countryside Planning Law**”) promulgated by Standing Committee of NPC on October 28, 2007 and implemented on January 1, 2008 and revised on April 24, 2015, the Measures for Control and Administration of Assignment and Transfer of the Right to Use Urban State-owned Land promulgated by MOC on December 4, 1992 and implemented on January 1, 1993 and amended on January 26, 2011, after signing the assignment contract, a property developer must apply for a construction land planning permit from the city planning authority. A property developer must apply for a construction work planning permit from the city planning authority with relevant requisite documents and the city planning authority shall issue the construction work planning permit according to the relevant city planning requirements. However, the City and Countryside Planning Law further states that for construction projects which are subject to approval or verification by the competent department as required by State provisions, if the right to use of state-owned land is provided through allocation, the developer shall, before submitting the projects to the competent department for approval or verification, apply to the department in charge of urban and rural planning for issuing a position paper of site selection. Such position paper of site selection is not required for other construction projects.

Construction

After obtaining the construction work planning permit, a property developer must apply for a permit for commencement of construction work from the construction authority under the local people's government at the county level or above according to the Measures for the Administration of Permits for Commencement of Construction Work for Construction Projects promulgated by MOHURD on October 15, 1999 and revised on June 25, 2014 and effective as at October 25, 2014.

According to the Notice Regarding Strengthening and Regulating the Administration of Newly-commenced Projects issued by the General Office of the State Council on November 17, 2007, before commencement of construction, all kinds of projects shall fulfill certain conditions, including, among other things, compliance with national industrial policy, development plan, land supply policy and market access standard, completion of all approval and filing procedures, compliance with zoning plan in terms of site and planning, completion of proper land use procedures and obtaining proper environmental valuation approvals and construction permit or report.

Completion

According to the Development Regulations, the Regulation on the Quality Management of Construction Projects promulgated and implemented by the State Council on January 30, 2000 and revised on October 7, 2017, the Measures for Reporting Details Regarding Acceptance Examination Upon Completion of Buildings and Municipal Infrastructure promulgated by MOHURD in April 2000 and amended on October 19, 2009, and the Provisions on Inspection Upon Completion of Buildings and Municipal Infrastructure promulgated by MOHURD on December 2, 2013, after the completion of construction of a project, a property developer must apply for the acceptance examination upon completion to the property development authority under the people's government at the county level or above and report details of the acceptance examination, upon which a Record of Acceptance Examination upon Project Completion will be issued.

Transfer of Property

Transfer of property

According to the Urban Real Estate Law and the Provisions on Administration of Transfer of Urban Property promulgated by MOHURD on August 7, 1995 and as amended on August 15, 2001, a property owner may sell, bequeath or otherwise legally transfer property to another person or legal entity. When transferring a building, the ownership of the building and the land use rights to the site on which the building is situated are transferred simultaneously. The parties to a transfer must enter into a property transfer contract in writing and register the transfer with the property administration authority having jurisdiction over the location of the property within 90 days of the execution of the transfer contract.

Where the land use rights were originally obtained by assignment, the real property may only be transferred on the condition that: i) the assignment price has been paid in full for the assignment of the land use rights as provided by the assignment contract and a land use rights certificate has been obtained; ii) development has been carried out according to the assignment contract and in the case of a project in which buildings are being developed, development representing more than 25% of the total investment has been completed.

If the land use rights were originally obtained by allocation, transfer of the real property will be subject to the approval of the government vested with the necessary approval power as required by the State Council. Upon such approval, the transferee must complete the formalities for assignment of the land use rights, unless the relevant statutes require no assignment formalities, and pay the land premium according to the relevant statutes.

Mortgages

Under the Urban Real Estate Law, the Guarantee Security Law promulgated by Standing Committee of NPC on June 30, 1995 and implemented on October 1, 1995, and the Measures on the Administration of Mortgages of Property in Urban Areas promulgated by MOHURD in May 1997 and as amended on August 15, 2001, when a mortgage is created on a building legally obtained, a mortgage must be simultaneously created on the land use rights of the land on which the building is situated. The land use rights of State-owned lands acquired through means of assignment, when being mortgaged, the buildings on the land must also be mortgaged at the same time. The land use rights of the town and village enterprises

cannot be mortgaged separately. When buildings of the town and village enterprises are mortgaged, the land use rights occupied by the buildings shall also be mortgaged at the same time. The mortgager and the mortgagee must sign a mortgage contract in writing. Within 30 days after a property mortgage contract is signed, the parties to the mortgage must register the mortgage with the property administration authority at the location where the property is situated. A property mortgage will become effective on the date of registration of the mortgage. If a mortgage is created on the property in respect of which a building ownership certificate has been obtained, the registration authority shall make an entry under the “third party rights” item on the original building ownership certificate and then issue a certificate of third party rights to the mortgagee. If a mortgage is created on the commodity property put to pre-sale or under construction, the registration authority will record the details on the mortgage contract. If construction of a real property is completed during the term of a mortgage, the parties involved must re-register the mortgage of the real property after issuance of the certificates evidencing the ownership of the property. In accordance with the Property Law, buildings newly constructed on the mortgaged construction land may not belong to the mortgaged properties. Such newly-constructed buildings can be disposed of together with the disposal of the aforesaid right to use construction land so as to realize the mortgage rights, however, the mortgagee has no right to seek preferred payments from the money generated from the disposal of these newly-constructed buildings.

On April 26, 2017, CBIRC issued the Notice of the China Banking Regulatory Commission on Issuing the Guidelines for the Collateral Management of Commercial Banks, upgrading risk-controlling measures and incorporating the real estate collateral management into its regulation systems.

Leases of buildings

Under the Urban Real Estate Law and the Administrative Measures for Commodity House Leasing promulgated by MOHURD on December 1, 2010 and effective on February 1, 2011, the parties to a lease of a building shall enter into a lease contract in writing. A system has been adopted to register the leases of buildings. When a lease contract is signed, amended or terminated, the parties must register the details with the property administration authority under the local government of the city or county in which the building is situated.

Pre-sale and sale

Pursuant to the Urban Real Property Law and the Administrative Measures Governing the Pre-sale of Urban Real Estate (the “**Administrative Measures**”) enacted by MOC on November 15, 1994 and amended on August 15, 2001 and July 20, 2004, respectively, commodity houses which have not been completed may be sold when certain conditions and/or requirements are satisfied. Pre-sale of commodity houses is regulated by an approval system. Developers who intend to pre-sell their commodity houses shall apply to the relevant Real Estate Administration Department of the People’s Government at city or country level and obtain a pre-sale permit.

When commodity houses are pre-sold, the following requirements shall be satisfied according to the Urban Real Property Law and the Administrative Measures:

- the land premium in respect of the land use rights must be paid in full and the land use right certificate must have been obtained;
- the construction works planning permit and the work commencement permit must have been obtained;
- funds contributed to the development of the project shall amount to at least 25% of the total amount of the project investment, and project progress and the date of completion of the project for use must have been ascertained; and
- the pre-sale approval must have been obtained.

On April 13, 2010, MOHURD issued the Notice on Further Enhancing the Supervision of the Real Estate market and Perfecting the Pre-sale system of commodity houses. Pursuant to the notice, without the pre-sale approval, the commodity houses are not permitted to be pre-sold and the real estate developer are not allowed to charge the buyer any deposit or pre-payment or payment of the similar nature. In addition, the notice urges local governments to enact regulations on sale of completed commodity properties in light of the local conditions, and encourages property developers to engage in the practice of selling completed commodity properties. With respect to commodity housing projects that have obtained the pre-sale permit, real estate developers shall make information on all houses ready for sale and house prices known to the public within ten days at one time, clearly mark the prices, and sell the houses in strict accordance with the declared prices. All commodity housing pre-sale funds shall be deposited in the escrow accounts and be under the supervision and administration of regulatory institutions, and shall be used for ensuring the construction of commodity housing projects; pre-sale funds may be allocated based on construction progress, but sufficient funds must be kept for ensuring the delivery of construction projects upon completion.

On March 16, 2011, NDRC promulgated the Regulation on Price of Commodity Property, which took effect on May 1, 2011. According to this regulation, property developers are required to make public the sale price of each apartment of the commodity properties for sale or pre-sale and the number of apartments available for sale or pre-sale within a certain time period. Property developers are also required to specify factors that would affect prices and relative charges before sale, such as commission fee and property management fee. No charges not specified in the price tag or made public by the property developers are permitted.

In accordance with the Notice on Strengthening Management of Real Estate Economies and Further Standardizing Real Estate Market Order, promulgated and administered by MOHURD and NDRC on May 11, 2011, the government tightened regulations on the sale and pre-sale of commodity housing. Real estate development enterprises and real estate agents must strictly follow the relevant sale or pre-sale plan and the reported selling prices of their products. Local governments will punish the real estate developers or agents for any of the following situations: (i) selling without permits; (ii) intentionally holding properties; (iii) artificially raising prices; (iv) disseminating false or misleading information or advertisement; (v) avoiding policy on limited purchases; (vi) illegally rebating purchasers or guaranteeing rent after property sales; (vii) failing to publically disclose prices, asking for extra fees, defrauding purchasers on the price or any other illegal activity. For property development projects that fail to disclose pricing information, hide the truth or is strongly complained of by the public, local governments must verify and handle the situation in a timely manner. If the situation is verified, the local government must mandate the project to reorganize and fix the issues with a deadline and may temporarily revoke qualifications for online subscriptions during this period of reorganization. Local governments must also strengthen on-site monitoring, discover illegal and non-conforming practices in a timely manner and, through public disclosure, temporarily stalling pre-sale permits and other methods, strengthen sanctions and supervision. MLR, SAIC, MOF and other government authorities at various levels should be notified of sanctions information in a timely manner.

Property credit

PBOC issued the Notice on Further Strengthening the Management of Loans for Property Business (Yin Fa [2003] No. 121) on June 5, 2003 to specify the requirements for banks to provide loans for the purposes of residential development, individual home mortgage and individual commodity properties as follows:

- The property loan by commercial banks to property enterprises may only be granted by the item of property development rather than cash flow loan item or other loan item. No type of loan can be granted for projects which do not obtain land use rights certificates, construction land planning permits, construction work planning permits and permits for commencement of construction work;
- Commercial banks must not grant loans to property developers to pay off the land premium; and

- Commercial banks may only provide housing loans to individual buyers when the main structural buildings have been topped out. When a borrower applies for individual home loans for his first residential unit, the first installment remains to be 20%. In respect of his loan application for additional purchase of residential unit(s), the percentage of the first installment can be increased.

Pursuant to the Guideline for Commercial Banks on Risk Management of Real Estate Loans (Yin Jian Fa [2004] No. 57) issued by CBIRC on August 30, 2004, any property developer applying for property development loans shall have at least 35% of capital required for the development.

According to the Notice on the Adjustment of Commercial Bank Housing Credit Policies and the Interest Rate of Excess Reserve Deposits (Yin Fa [2005] No. 61) promulgated by PBOC on March 16, 2005, from March 17, 2005, in the cities and areas where the price of houses grows too quickly, the first installment of individual home loans increases from 20% to 30%. The commercial banks can independently determine the specific cities or areas under such adjustment according to special situations in different cities or areas.

On May 24, 2006, the State Council issued the Circular of the General Office of the State Council on Forwarding the Opinions of MOHURD and other Departments on Adjusting the Housing Supply Structures and Stabilizing Property Prices (Guo Ban Fa [2006] No. 37). These regulations on property credit are as follows:

- Strictly impose credit conditions on property development. In order to suppress property development enterprises from storing up land and housing resources by use of bank loans, commercial banks must not provide loans to those property enterprises that fail to meet loan conditions, for example, having a project capital less than 35%. For property development enterprises that have a large amount of idle land and vacant commodity properties, the commercial banks must, in light of the principle of prudential operations, be stricter in controlling the renewal of loans or any form of revolving credit. The commercial banks shall not accept any commodity property that has been idle for more than three years as collateral for loans; and
- Commencing from June 1, 2006, the proportion of initial payment of individual housing mortgage loans must not be lower than 30%. However, considering the demands for housing by the medium and low-income population, the purchase of self-used housing with a GFA no more than 90 sq.m. is still subject to the provision of the initial payment of housing at 20%.

According to the Opinions of MOHURD, MOFCOM, NDRC, PBOC, SAIC and SAFE on Regulating the Access and Management of Foreign Capital in the Real Estate Market (Jian Zhu Fang [2006] No. 171), effective July 11, 2006 and revised on August 19, 2015, foreign-invested property enterprises which failed to obtain a land use rights certificate, or with less than 35% of the capital for the project, will be prohibited from obtaining a loan in or outside China, and SAFE must not approve the exchange settlements of foreign loans for such enterprises.

In accordance with the Notice on Strengthening the Administration of Commercial Real Estate Credit Loans (Yin Fa [2007] No. 359) jointly issued by PBOC and CBIRC on September 27, 2007, when a borrower applies for individual home loans for his first self-used residential unit with a GFA of more than 90 sq.m., the first installment shall not be less than 30%; in respect of his loan application for additional purchase of residential unit(s), the first installment should not be less than 40%, the loan interest should not be lower than 1.1 times of the benchmark lending rate published by PBOC in the same period and at the same level and the amount of the first installment and interest of the loan should be increased largely based on the number of the purchased apartments. The detailed level of increase should be decided by commercial banks according to the loan risk management principals. The first installment of the commercial flat loans should not be less than 50% with a maximum loan period of 10 years, and the loan interest should be no less than 1.1 times of the benchmark lending rate published by PBOC at the same period and level. The detailed level of first installment, period of loan and interest level should be decided by commercial banks according to the loan risk management principals. To the loan application for commercial-resident apartment, the first installment should be no less than 45% and the loan period and interest should be decided according to the commercial flat loan management rules.

On December 5, 2007, PBOC and CBIRC jointly issued the Supplementary Notice on Strengthening the Administration of Commercial Real Estate Credit Loans (Yin Fa [2007] No. 452), which clarifies that the number of times a purchaser has obtained property mortgage loans must be calculated on a family basis, including the borrowers and their spouse and minor children.

According to the Notice on Extending the Downward Range of the Interest Rate for Commercial Personal Home Loans and Supporting the Residents in First-time Purchase of Ordinary Residential Homes issued by PBOC on October 22, 2008, the minimum amount of down payment has been adjusted to 20% since October 27, 2008.

On May 26, 2010, MOHURD, PBOC and CBIRC jointly issued the Circular on Regulating the Criteria for Identifying the Second Housing Unit in Connection with Commercial Mortgage Loans, which provides, among others, that the number of housing units owned by an individual purchaser who is applying for mortgage loans shall be determined by taking into account of all housing units owned by the family members of such purchaser (including the purchaser and such purchaser's spouse and children under the age of 18), and that purchasers of second or subsequent housing units shall be subject to different credit policies when applying for mortgage loans.

On September 29, 2010, PBOC and CBIRC jointly issued the Notice on Relevant Issues Regarding the Improvement of Differential Mortgage Loan Policies, according to which the minimum down payment has been raised to 30% for all first home purchases, and commercial banks throughout China are required to suspend mortgage loans for purchases of a customer's third parcel of residential property and beyond.

On November 2, 2010, MOHURD, MOF, PBOC and CBIRC jointly issued the Circular on Regulating the Policies for Individual Loan of Public Housing Funds, which provides that (i) for the first purchase of an ordinary residential home with a unit floor area of 90 sq.m. or below, the minimum down payment shall be no less than 20% for individual home loans with public housing funds; (ii) if the unit floor area is more than 90 sq.m., the minimum down payment shall be no less than 30%; (iii) a second time public housing fund mortgage can only be provided to staff whose average living area is lower than the current local average personal living area, for whom the minimum down payment shall be no less than 50%, with the restricted loan used for the purchase of common self-used houses to improve housing conditions, and the mortgage rate shall not be lower than 1.1 times of the public housing fund loan rate for the first purchase for the same period; and (iv) providing a mortgage to a third-time buyer applying for individual home loans with public housing fund shall be ceased.

On June 8, 2012, MOHURD issued the Notice on Adjusting the Interest Rates for Deposition and Loan in the Public Housing Fund (Jian Jin [2012] No. 88), according to which the deposition on the public housing fund carried from the previous year shall gain the interest rate of 2.85% and the rate for the part carried from the current year decreases to 0.4%, and the interest rate for the loan from the public housing fund with the respective term of less than five years (including five years) or more than five years shall be decreased by 0.25% and 0.2%, reaching 4.2% and 4.7%, respectively. From June 8, 2012, cities which carry out pilot projects that utilize housing fund loans to support the affordable housing construction shall implement loan interest rates floating upward 10% of the interest rates for housing fund loans with a term of more than five years.

On April 7, 2017, the CBIRC issued the Guiding Opinions of the China Banking Regulatory Commission on Risk Prevention and Control of the Banking Sector, pursuant to which the regulation and control of real estate credit shall be conducted based on categories, the management and control of real estate risks shall be reinforced and the management of real estate collaterals shall be strengthened.

Insurance of a property project

There are no mandatory provisions in PRC laws, regulations and government rules which require a property developer to take out insurance policies for its property projects.

In light of the Construction Law enacted by the Standing Committee of NPC on November 1, 1997 and enforced on March 1, 1998, and as amended on April 22, 2011, construction enterprises must take out accident and casualty insurance for workers engaged in dangerous operations and pay insurance premium. In the Opinions on Strengthening the Insurance of Accidental Injury in the Construction Work by MOC on May 23, 2003, MOC further emphasized the importance of the insurance of accidental injury in the construction work and put forward the detailed opinions of guidance.

Major Taxes Applicable to Property Developers

Income tax

According to the EIT Law, a uniform income tax rate of 25% applies to the foreign-invested enterprises and the domestic enterprises in the PRC.

Furthermore, the EIT Law provides that an income tax rate of 20% will normally be applicable to dividends payable to non-PRC enterprise investors which are derived from sources within the PRC, unless there exists a tax treaty between the PRC and the relevant jurisdictions in which such non-PRC enterprise shareholders reside whereupon the relevant tax may be reduced or exempted. However, pursuant to the Implementation Rules of the People's Republic of China on the Enterprise Income Tax promulgated by the State Council on December 6, 2007 and effective January 1, 2008, a reduced income tax rate of 10% will be applicable to any dividends payable to non-PRC enterprise investors from foreign invested enterprises unless any lower treaty rate is applicable. Under the EIT Law and its implementation rules, enterprises established under the laws of foreign jurisdictions but whose "de facto management body" is located in China are treated as "resident enterprises" for PRC tax purposes, and will be subject to PRC income tax at a rate of 25% on their worldwide income. Dividends from PRC subsidiaries are excluded from such taxable worldwide income. Under the implementation rules of the new Enterprise Income Law, "de facto management bodies" is defined as the bodies that have material and overall management control over the business, personnel, accounts and properties of an enterprise. However, there is uncertainty as to how this new law and its implementation rules will be interpreted or implemented by relevant tax bureaus.

On March 6, 2009, SAT issued the Notice on the Measures Dealing with Income Tax of Enterprise Engaged in Real Estate Development effective on January 1, 2008, which specifically stipulate the rules regarding the income, cost deduction, verification of calculated tax cost and other matters with respect to the real estate development enterprise according to the EIT Law and its Implementation Rules.

Value-added tax

The Interim Regulation on Value-Added Tax, which was adopted by the State Council of the PRC on December 13, 1993, and revised on November 10, 2008, February 6, 2016 and November 19, 2017 respectively, provided detailed rules for the application of VAT.

The Ministry of Finance and the State Administration of Taxation promulgated the Pilot Proposals for Levying the Value-added Tax in Lieu of Business Tax on November 16, 2011, and issued Notice of the Ministry of Finance and the State Administration of Taxation on Implementing the Pilot Program of Replacing Business Tax with Value-Added Tax in an All-round Manner on March 23, 2016, as enforced on May 1, 2016, the pilot program of replacing business tax with VAT shall be implemented across the nation. All business tax taxpayers in the construction industry, the real estate industry, the financial industry and the living service industry shall be included in the scope of the pilot program and the payment of business tax shall be replaced by the payment of VAT. On June 18, 2016, the Ministry of Finance and State Administration of Taxation issued the Notice of the Ministry of Finance and the State Administration of Taxation on Further Clarifying the Policies regarding Reinsurance, Immovable Property Leasing and Non-Academic Education in the Comprehensive Promotion of the Pilot Program of Replacing Business Tax with Value-Added Tax, pursuant to which leasing of the properties where construction commences before May 1, 2016 has been granted transitional relief and is subject to VAT at the rate of 5%.

Land appreciation tax

According to the requirements of the Provisional Regulations of The People's Republic of China on Land Appreciation Tax (the "**Land Appreciation Tax Provisional Regulations**") which was promulgated on December 13, 1993 and effected on January 1, 1994 and revised on January 8, 2011, and the Detailed Implementation Rules on the Provisional Regulations of the People's Republic of China on Land Appreciation Tax (the "**Land Appreciation Tax Detailed Implementation Rules**") which was promulgated and effective January 27, 1995, any appreciation gain from a transfer of property shall be subject to LAT. LAT shall be charged at four levels of progressive rates: 30% for the appreciation amount not more than 50% of the sum of deductible items; 40% for the appreciation amount more than 50% but not more than 100% of the sum of deductible items; 50% for the appreciation amount more than 100% but not more than 200% of the sum of deductible items; and 60% for the appreciation amount more than 200% of the sum of deductible items. The related deductible items aforesaid include the following:

- amount paid for obtaining the land use rights;
- costs and expenses for development of land;
- costs and expenses of new buildings and ancillary facilities, or estimated prices of old buildings and constructions;
- related tax payable for transfer of property; and
- other deductible items as specified by MOF.

According to the requirements of the Land Appreciation Tax Provisional Regulations, the Land Appreciation Tax Detailed Implementation Rules and the Notice on the Levy and Exemption of Land Appreciation Tax for Development and Transfer Contracts signed before 1 January 1994 issued by MOF and SAT on January 17, 1995, LAT will be exempted under any of the following circumstances:

- taxpayers construct ordinary standard residences for sale (i.e., the residences built in accordance with the local standard for general civilian used residential properties, luxury apartments, villas, resorts etc. are not under the category of ordinary standard residences) and the appreciation amount does not exceed 20% of the sum of deductible items;
- property is taken back and repossessed according to laws due to the construction requirements of the State;
- due to redeployment of work or improvement of living standard, individuals transfer self-used residential property, in which they have been living for five years or more, subject to tax authorities' approval;
- transfers of real properties under property transfer contracts signed before 1 January 1994, regardless of when the properties are transferred; and
- if the property development contracts were signed before January 1, 1994 or the project proposal has been approved and that capital was injected for development in accordance with the conditions agreed, the LAT may be exempted if the properties are transferred within five years after January 1, 1994 for the first time. The date of signing the contract must be the date of signing the Sale and Purchase Agreement. Particular properties projects which are approved by the government for the development of the whole lot of land and long-term development, of which the properties are transferred for the first time after the five-year tax-free period, the tax-free period may be appropriately prolonged subject to the approval of MOF and SAT.

On March 2, 2006, MOF and SAT issued the Notice on Several Points on Land Appreciation Tax to clarify the relevant issues regarding LAT as follows.

As to the tax collection and exemption in the sale of ordinary standard residential housing as built by taxpayers as well as in the transfer of ordinary residential houses by individual residents:

The notice sets out the standards for ordinary standard residential houses. Where any developers build ordinary residential houses as well as other commercial houses, the appreciation amount of land shall be verified, respectively. Before the day when this notice is publicized, no adjustment will be retroactively made for any application for tax exemption for ordinary standard residential houses that has been filed to the tax authority at the location of the property, especially any ordinary standard residential houses which have been given the treatment of exemption from LAT upon examination according to the standards for ordinary standard residential houses as determined by the people's government of a province, autonomous region or municipality directly under the central government.

As to the advance collection and settlement of LAT:

- All regions must decide the advance collection rate in a scientific and reasonable manner, and adjust it at a proper time according to the value addition level of the property as well as the market development level within the region and on the basis of the specific housing categories, namely, ordinary standard residential houses, non-ordinary standard residential houses and commercial houses. After a project is completed, the relevant settlement must be handled in a timely manner, with any overpayment refunded or any underpayment being made up;
- As to any tax that fails to be collected in advance within the advance collection term, the overdue fines must be collected as of the day following the expiration of the prescribed advance collection term according to the relevant provisions of the Tax Collection and Administration Law as well as its detailed rules for implementation;
- As to any property project that has been completed and has gone through the acceptance procedure, where the floor area of the property as transferred makes up more than 85% of the saleable floor area, the tax authority may require the relevant taxpayer to conduct the settlement of LAT on the transferred property according to the matching principles regarding the proportion between the income as generated from the transfer of property and the amount under the item of deduction. The specific method of settlement must be prescribed by the local tax authority of a province, autonomous region or municipality directly under the Central Government, or a city under separate state planning; and

On December 28, 2006, SAT issued the Notice on the Administration of the Settlement of Land Appreciation Tax of Property Development Enterprises (Guo Shui Fa [2006] No. 187) which came into effect on February 1, 2007. Pursuant to the Notice, a property developer must settle and clear the LAT payment of its development projects that meet certain criteria with the tax authorities in accordance with the applicable LAT tax rates. The LAT must be settled for projects approved by the competent authorities; and for projects developed in different stages, the LAT must be settled in stages. LAT must be settled if (i) the property development project has been completed and fully sold; (ii) the property developer transfers the whole incomplete development project; or (iii) the land use rights with respect to the project is transferred. In addition, the relevant tax authorities may require the developer to settle the LAT if either of the following criteria is met: (i) for completed property development projects, the transferred GFA represents more than 85% of total saleable GFA, or the proportion represented is less than 85%, but the remaining saleable GFA has been leased out or used by the developer; (ii) the project has not been sold out for more than three years after obtaining the sale or pre-sale permit; (iii) the developer applies for cancellation of the tax registration without having settled the relevant LAT; or (iv) other situations stipulated by the local provincial tax authorities.

The notice also indicated that if a property developer satisfies any of the following circumstances, the tax authorities will levy and collect LAT as per the levying rate no lower than the pre-payment rate with reference to the bearing rate of LAT of local enterprises with a similar development scale and income level: (i) failure to maintain account book required by law or administrative regulation; (ii) destroying the

account book without authorization or refusing to provide taxation information; (iii) the accounts are not well prepared or the cost information, income vouchers and cost vouchers are damaged and incomplete, making it difficult to determine transferred income or amount of deductible items; (iv) failure to go through LAT settlement within the prescribed period, and such failure is not cured within the period required by the relevant tax authorities; or (v) the taxable income as submitted is unusually low without a justifiable reason. Local provincial tax authorities can formulate their own implementation rules according to the notice and local situation.

To further strengthen LAT collection, on May 12, 2009, SAT released the Rules on the Administration of the Settlement of Land Appreciation Tax (Guo Shui Fa [2009] No. 91), which come into force in June 1, 2009.

On May 19, 2010, SAT issued the Circular on Settlement of Land Appreciation Tax to strengthen the settlement of the land appreciation tax (Guo Shui Han [2010] No. 220). The circular clarifies certain issues with respect to calculation and settlement of the land appreciation tax, such as (i) the recognition of the revenue upon the settlement of the land appreciation tax, and (ii) the deduction of fees incurred in connection with the property development.

On May 25, 2010, SAT issued the Notice on Strengthening the Collection Land Appreciation Tax (Guo Shui Fa [2010] No. 53), which requires that except for government-subsidized houses, the minimum LAT prepayment rate shall be 2% for provinces in the eastern region, 1.5% for provinces in the central and northeastern regions, and 1% for provinces in the western region except for the affordable housing. According to the notice, the local tax bureaus shall determine the applicable LAT prepayment rates based on the types of the properties.

Deed tax

Pursuant to the Interim Regulations of the People's Republic of China on Deed Tax promulgated by the State Council on July 7, 1997 and implemented on October 1, 1997, the transferee, whether an individual or otherwise, of the title to a land site or a building in the PRC will be the obliged taxpayer for deed tax. The rate of deed tax ranges from 3% to 5%. The governments of provinces, autonomous regions and municipalities directly under the central government may determine and report their effective tax rates, within the aforesaid range, to MOF and SAT for the record.

Urban land use tax

Pursuant to the Provisional Regulations of the People's Republic of China Governing Land Use Tax in Urban Areas, which were revised by the State Council on December 31, 2006, as of January 1, 2007, land use tax must be collected from foreign-invested enterprises. The annual tax on every square meter of urban land must be between RMB0.6 and RMB30.0. On July 12, 2013, the Article 7 of Provisional Regulations of the PRC on Urban Land Use Tax was amended by State Council. As at July 12, 2013, taxpayers really have difficulties in paying land use tax and need to be granted regular tax reductions or exemptions, the matter concerned shall be subject to the approval of the local tax authorities at the county level or above.

Real estate tax

Under the Interim Regulations of the People's Republic of China on Real Estate Tax promulgated by the State Council on September 15, 1986 and implemented on October 1, 1986 and amended in January 2011, building tax will be 1.2% if it is calculated on the basis of the residual value of a building, and 12% if it is calculated on the basis of the rental.

Stamp duty

Under the Interim Regulations of the People's Republic of China on Stamp Duty promulgated by the State Council on August 6, 1988 and implemented on October 1, 1988 and amended in January 2011, for property transfer instruments, including those in respect of property ownership transfer, the stamp duty rate will be 0.05% of the amount stated therein; for permits and certificates relating to rights, including property title certificates and land use rights certificates, stamp duty will be levied on an item basis of RMB5 per item.

Municipal maintenance tax

Under the Interim Regulations on Municipal Maintenance Tax promulgated by the State Council in 1985 and amended in January 2011, taxpayers, whether an individual or otherwise, of consumption tax, value-added tax or business tax are required to pay municipal maintenance tax calculated on the basis of product tax, value-added tax and business tax. The tax rate is 7% for a taxpayer whose domicile is in an urban area, 5% for a taxpayer whose domicile is in a county or a town, and 1% for a taxpayer whose domicile is not in any urban area or county or town.

However, on October 18, 2010, the State Council released a circular entitled Notice Issued by the State Council to Unify the Collection of Municipal Maintenance Tax and Education Surcharges on Domestic and Foreign-Invested Enterprises and Individuals (Guo Fa [2010] No. 35) to resume the collection of surtaxes from foreign invested enterprises and foreign enterprises, effective from December 1, 2010. Similar to the rate applicable to the domestic enterprises, the applicable municipal maintenance tax rate for foreign invested enterprises and foreign enterprises is 7% for a taxpayer whose domicile is in an urban area, 5% for a taxpayer whose domicile is in a county or a town, and 1% for a taxpayer whose domicile is not in any urban area or county or town.

Education surcharge

Under the Interim Provisions on Imposition of Education Surcharge promulgated by the State Council in April 1986 and amended in June 1990 and in August 2005 and January 2011, any taxpayer, whether an individual or otherwise, of value-added tax, business tax or consumption tax is liable for an education surcharge, unless such taxpayer is required to pay a rural area education surcharge as provided by the Notice of the State Council on Raising Funds for Schools in Rural Areas. The Education Surcharge rate is 3% calculated on the basis of consumption tax, value-added tax and business tax. On October 18, 2010, the State Council released a circular entitled Notice Issued by the State Council to Unify the Collection of Municipal Maintenance Tax and Education Surcharges on Domestic and Foreign-Invested Enterprises and Individuals to resume the collection of education surtaxes from foreign invested enterprises and foreign enterprises, effective from December 1, 2010. Same as the domestic enterprises, the unified applicable education surcharge rate for foreign invested enterprises and foreign enterprises is 3%. Under the Notice on Issues Concerning the Collection of Urban Maintenance and Construction Tax and Education Surcharges upon Foreign-Invested Enterprises (Cai Shui [2010] No. 103) issued by MOF and SAT on November 4, 2010, the education surcharges are imposed upon the value-added tax, consumption tax and business tax for which the foreign-invested enterprises have the tax obligation since December 1, 2010 (inclusive).

Measures on Stabilizing Housing Price

On August 12, 2003, the State Council issued the Circular of the State Council on Promoting the Continuous and Healthy Development of the Real Estate Markets (Guo Fa [2003] No. 18) which could be expected to have a long-term positive effects on the development of the PRC real estate market. This circular provides that (i) the policies for housing supply shall be improved; (ii) the building and management of the economical houses shall be strengthened; (iii) the supply of ordinary commercial residential houses shall be increased; (iv) the system for the cheap house renting shall be established and improved; (v) the construction of the top grade commercial houses shall be controlled; (vi) the collection

and centralization of the housing accumulation fund and the granting of the loans shall be increased significantly; (vii) the mechanism of loan guarantee for personal housing shall be improved; (viii) the supervision on real estate loans shall be strengthened.

On September 24, 2003, MLR promulgated the Notice of the Ministry of State Land and Resources on Strengthening the Land Supply Management and Promoting the Sustainable Sound Development of Real Estate Market (Guo Tu Zi Fa [2003] No. 356) to intensify the control of and further improve the policy on the land supply for real estate development. According to this notice, the land supply for high-end commercial housing shall be strictly controlled and the land supply for building villas shall be ceased.

The General Office of the State Council promulgated the Circular on Stabilizing Housing Price on March 26, 2005, requiring measures to be taken to restrain the housing price from overheating and to promote the healthy development of the property market. On May 9, 2005, the General Office of the State Council issued the Circular of the General Office of the State Council on Forwarding the Opinions of MOHURD and other Departments on Stabilizing Property Prices (Guo Ban Fa [2005] No. 26) which provides that:

Intensifying the planning and control and improving the housing supply structure

Where the housing price is in excessive growth, the supply of ordinary commodity houses at medium or low prices and economical houses are insufficient; the housing construction should mainly involve projects of ordinary commodity houses with medium or low prices and economical houses. The construction of low-density, high-class houses must be strictly controlled. With respect to construction projects of medium-or-low-price ordinary commodity houses, before any supply of land, the municipal planning authority will, according to controlling detailed planning, set forth such conditions for planning and designing as height of buildings, plot ratio and green space. The property authority will, in collaboration of other relevant authorities, set forth such controlling requirements as sales price, type and area. Such conditions and requirements will be set up as preconditions of land assignment to ensure an effective supply of small or medium-sized houses at moderate and low prices. The local government must intensify the supervision of construction work planning permit for property development projects. Housing projects that have not been commenced within two years must be examined again, and those that turn out to be non-compliant with the construction work planning permits will be revoked.

Intensifying the control over the supply of land and rigorously enforcing the administration of land

Where the price of land for residential use and residential house grows too fast, the proportion of land for residential use to the total land supply should be appropriately raised, and the land supply for the construction of ordinary commodity property at medium or low price range and economical housing should be emphatically increased. Land supply for villa construction will be continuously suspended, and land supply for high-class housing property construction will be restricted.

Adjusting the policies of business tax in the link of house transfer and strictly regulating the collection and administration of tax

Commencing from June 1, 2005, business tax upon transferring a residential house by an individual within two years from the date of purchase will be levied on the full amount of the sale proceeds. For an individual having transferred an ordinary residence after two years from date of purchase, business tax will be exempted. For an individual having transferred a property other than ordinary residential house for two years or more from date of purchase, the business tax will be levied on the basis of the balance between the income from selling the residence and the purchase price.

Practically rectifying and regulating the market order and seriously investigating into and punishing any irregular and rule-breaking sales

The buyer of a pre-sale commodity property is prohibited from conducting any transfer of such building if it is still under construction. A real name system for house purchase should be applied, and an immediate archival filing network system for pre-sale contracts of commodity properties should be carried out.

On July 13, 2006, the General Office of the State Council issued the Notice about Relevant Matters on Establishing State Land Supervision System. In accordance with this notice, MLR will establish State Land Supervision General Office and send its local counterparts State Land Supervision Bureau in order to strengthen supervision and management on land and practice the strictest possible land management system.

On August 31, 2006, the State Council issued the Notice about Relevant Matters on Strengthening Control on Land (Guo Fa (2006) No. 31) in order to hold back the problems of over-fast increase of aggregate amount of construction land, excessive expansion of low cost industrial land, illegal use of land and abusive occupation of cultivated land. Major measures in the notice include (i) adjusting land approval measures for urban construction in accordance with the principle of consistency between powers and responsibilities; (ii) only after guaranteeing the social security fee for the land expropriated farmers can the approval of land expropriation be granted; (iii) the total amount of money from the sale of state-owned land use right shall be fully included into local budget and collected into local government treasury, and the “line of income and expenditure” shall be administrated separately; (iv) raising the standard for land use right fee of newly added construction land. Land use right fee of newly added construction land shall depend on the area actually added. The charging standards for the urban land use tax and the occupation tax of cultivated land shall be increased; (v) the State shall formulate and promulgate a unified minimum standard for granting industrial land applicable across the country. The industrial land shall be granted by tender, auction or quotation and the price for assignment of the Land Use Rights shall never be lower than each and every local minimum standard for granting industrial land; and (vi) prohibiting conversion of agricultural land into construction land “in the name of leasing while actually expropriating” or other illegal ways.

On May 24, 2006, the General Office of the State Council issued the Circular of the General Office of the State Council on Forwarding the Opinions of MOHURD and other Departments on Adjusting the Housing Supply Structures and Stabilizing Property Prices (Guo Ban Fa [2006] No. 37). As to the adjustment of housing supply and stabilization of housing prices, the opinion provides that:

Practically adjusting the housing supply structure

- The construction of medium and small-sized ordinary commodity houses at medium or low price should be especially developed to satisfy the self-living demands of local residents; and
- Commencing from June 1, 2006, for each and every commodity property newly examined and approved for starting construction, the proportion of the area of housing (including economically affordable housing) with a unit floor area less than 90 sq.m. must reach 70% of the total development and construction area. In case of adjustment of the above-mentioned proportion, if required in special cases, the municipalities directly under the central government, separately planned cities and provincial capital cities must submit the special request for adjusting proportion to MOHURD for approval. The projects that have been examined and approved but without obtaining the permits for commencement of construction work must adjust the set style of housing according to the above-mentioned requirements if they do not meet such requirements.

Further promoting the adjusting role of tax, credit and land policies

- Commencing from June 1, 2006, business tax upon transferring a residential property by an individual within five years from the date of purchase will be levied on the basis of the full amount of the sale proceeds. For an individual transferring an ordinary residential property five years or more from the date of purchase, business tax will be exempted. For an individual transferring a house other than an ordinary residential house for five years or more from purchasing, the business tax will be levied on the basis of the balance between the income from selling the house and the purchase price;
- The conditions on the credit of the property development will be strictly enforced. In order to restrain property developers from purchasing land and buildings with bank credits, any developer applying for loans shall have at least 35% of capital required for the project development. To the developers with a large amount idle land and vacant commodity properties, commercial banks should restrict the grant or extension of revolving credit facilities in any form pursuant to the prudence principle. Commodity buildings which are vacant for more than three years should not be accepted as a guarantee by the commercial banks;
- Commencing from June 1, 2006, the first installment of individual home loans should be no less than 30%. When a borrower applies for individual home loans for his own use and the floor area of the unit is less than 90 sq.m., the first installment remains at 20%;
- At least 70% of the total annual land supply for residential property development must be used for developing low-to-medium-cost and small to medium-size units (inclusive of economically affordable housing) and low-cost rental properties. On the basis of the restriction on price and housing set style, the land supply shall adopt the method of public tender of land price and housing price to determine the property developer. Land supply for villas will be continuously suspended, and land supply for low-density and large-scale housing property constructions will be strictly restricted; and
- The disposition of the idle land was reinforced. When the construction has not yet started after one year since the duration of construction agreed in the contract has elapsed, charge for idle land should be collected at a higher level; when the construction has not yet started after two years have elapsed, the right to use land can be taken back without consideration. The land will be regarded as idle land if the development and construction of the land has started on time, but the developed area is less than one third of the total area to be developed and constructed, or the invested amount is less than 25% of the total amount of investment, and the development and construction has been continuously suspended for no less than one year without approval.

Further rectifying and regulating the order of property market

- The project with the construction work planning permit which has not started construction should be re-censored. If the project is not in accordance with the controlling requirements of the plan, especially the requirements of the set style structure, the construction work planning permit, the permit for commencement of construction work and the permit for pre-sale of commodity properties should not be issued. The housing of the designing of which has been changed, the projects of which have been altered or the construction of which has exceeded the provisions will be disposed of or confiscated according to law; and
- The property administration authority and the administration of industry and commerce should investigate any illegal trade conduct such as contract fraud. The illegal conduct of commodity properties pre-sale without the necessary conditions should be ordered to be stopped and punished. With respect to the property enterprises that store up housing source from sale, maliciously manipulate and raise housing prices, the competent authorities will reinforce the strength in rectification and prosecution, and for those in severe situations and serious nature, monetary punishment will be given according to laws and regulations, until the suspension of business licenses, and the responsible persons concerned will be investigated and prosecuted.

On July 6, 2006, MOHURD promulgated the Opinion on Implementing Ratio Requirements for the Structural Compositions of Newly-Constructed Residential Buildings (Jian Zhu Fang [2006] No. 165). The opinion provides the following:

- As of June 1, 2006, of the newly approved and newly commenced construction projects in different cities including town and counties at least 70% of the total construction area must be used for building small apartments with unit floor area of 90 sq.m. or below (including economically affordable apartments). The relevant authorities in different localities must strictly follow the prescribed ratio requirement in their respective locality; and
- The relevant authorities must ensure the conditions of newly built commodity apartments including the planning and the design, and must ensure that the property size ratio is adhered to. If a property developer has not followed the ratio requirement without sound reasons, the urban planning authorities shall not issue a construction work planning permit. If the property developer has not followed the requirements of the construction work planning permit, the relevant authority reviewing the planning documents shall not issue a certification, the construction authority shall not issue a permit for commencement of construction work, and the property authority shall not issue a permit for pre-sale of the commodity apartments. In the case of residential property projects that were granted approvals before June 1, 2006 but without a construction work permit by that date, the relevant local governments should ensure that the prescribed residential property size ratio requirement is complied with.

On September 27, 2007, PBOC and CBIRC further tightened mortgage lending by PRC commercial banks, by increasing the amount of down payment a property purchase must make before seeking mortgage financing. Please refer to the section headed “G. Property Credit” above.

On December 20, 2008, the General Office of the State Council issued the Several Opinions on Facilitating Healthy Development of Real Estate Market (Guo Ban Fa (2008) No. 131). These Opinions include:

- While first-time borrowers of mortgage loans for the purchase of common dwellings for their own use can enjoy preferential policies in terms of mortgage rates and down payment ratios, individuals who have already borrowed a mortgage loan for their first dwelling but have a per-capita housing area lower than the local average level, may enjoy the same preferential policies as those applicable to first-time borrowers of mortgage loans for the purchase of common dwellings for their own use when they apply for a mortgage loan for the purchase of their second common dwelling for the purpose of improving their living conditions. In other cases where individuals borrow mortgage loans for the purchase of their second or subsequent common dwellings, the mortgage rates and other terms shall be reasonably determined by the commercial banks based on the benchmark interest rate having regard to the risks involved;
- Preliminary exemption or reduction of business tax on dwelling transfers for one year. Transfers by individuals of common dwellings which have been purchased for two years or more (instead of the current requirement of five years or more) will be exempted from business tax; in the case of transfers by individuals of common dwellings which have been purchased for less than two years, business tax will be levied on the difference between the transfer price and the original purchase price, instead of on the full amount of the transfer price under the current requirement;
- In the case of transfers by individuals of uncommon dwellings which have been purchased for two years or more (instead of the current requirement of five years or more), business tax will be levied on the difference between the transfer price and the original purchase price; transfers by individuals of uncommon dwellings which have been purchased for less than two years will still be subject to a business tax on the full amount of the transfer price;

- Abolishment of the urban real estate tax. To further ensure the fair allocation of tax liabilities and improve the real estate taxation regime, the urban real estate tax is abolished in accordance with legal procedures and the Provisional Regulations of the People's Republic of China on Real Estate Tax shall be applicable to domestic and foreign-invested enterprises as well as individuals; and
- The above policies will preliminarily be implemented until December 31, 2009. According to the decisions made by the State Council on December 9, 2009, except for policies (ii) and (iii), the other above policies will be continually implemented after December 31, 2009.

On March 30, 2015, MOF and SAT jointly issued the Notice on Adjusting the Business Tax Policies upon Transferring Residential Properties by Individuals (Cai Shui [2015] No. 39). Pursuant to the notice, business tax will be levied upon the transfer of a residential house by an individual within two years from the date of purchase and the business tax to be levied will be calculated based on the full amount of the sale proceeds. For an individual transferring a non-ordinary residential house after two years from the date of purchase, the business tax to be levied will be calculated based on the difference between the income from the sale of such property and its purchase price. An individual transferring an ordinary residential house after two years from the date of purchase, will be exempt from the business tax.

On January 7, 2010, the General Office of the State Council issued the Circular on Facilitating the Stable and Healthy Development of Property Market, which adopted a series of measures to strengthen and improve the regulation of the property market, stabilize market expectation and facilitate the stable and healthy development of the property market. These include, among others, measures to increase the supply of affordable housing and ordinary commodity housing, provide guidance for the purchase of property, restrain speculation of properties, and strengthen risk prevention and market supervision. Additionally, it explicitly requires a family (including a borrower, his or her spouse and children under 18), who have already purchased a residence through mortgage financing and have applied to purchase a second or more residences through mortgage financing, to pay a minimum down payment of 40% of the purchase price.

On April 17, 2010, the State Council issued the Notice on Resolutely Containing the Excessive Hike of Property Price in Some Cities (Guo Fa [2010] No. 10) (the “**April 17 Notice**”), which provides that for a first home purchaser (including a borrower, his or her spouse and children under 18) who purchases a residence with a unit floor area of more than 90 sq.m. for self-use, the minimum down payment shall be less than 30%; where for the second home buyers that use mortgage financing, it is required that the minimum down payment shall be 50% of the purchase price with minimum mortgage lending interest rate of 110% of the benchmark rate; where a third or further buyers that use mortgage financing, the minimum down payment and interest rate thereof shall be further substantially raised. The April 17 Notice, further requires that in cities where property price is overly high with excessive price hike and strained house supply, commercial banks may in light of risk exposure suspend extending bank loans for a third or further buyers; also provision of housing loans shall be suspended to non-local residents who cannot present the local tax returns or social insurances certification of more than one year.

On September 21, 2010, MLR and MOHURD jointly promulgated the Notice on Further Strengthening Control and Regulation of Land and Construction of Property Development (Guo Tu Zi Fa [2010] No. 151), which stipulates, among other things, that:

- More than 70% of land used for construction of urban housing must be designated for low-income housing, housing for resettlement of shanty towns and small to medium-sized ordinary commercial housing. In areas with high housing prices, supply of land designated for small to medium-sized price-capped housing must be increased. Before completion of the above supply plan, local authorities shall not supply land to construction of high-end and large-sized housing.

- Developers and their controlling shareholders are prohibited from participating in land biddings before the rectification of the following misconduct: (1) criminal acts of fabrication of official documents for fraud of land use rights or illegal re-sale of land use rights; (2) illegal transfer of land use rights; (3) failure to commence construction as required for more than one year due to their own reasons; and (4) non-compliance with the land development requirements specified in land grant contracts.
- Developers are required to commence construction within one year from the date of delivery of land and complete the construction within three years of commencement.
- Development and construction of projects of low-density and large-sized housing must be strictly limited and the plot ratio of the planned GFA to the total site area of residential projects must be more than 1:1.

On December 19, 2010, MLR promulgated the Notice on the Strict Implementation of Control Policies on Land Use for Real Estate and Promoting the Healthy Development of the Land Market (Guo Tu Zi Fa [2010] No. 204), which stipulates, among other things, that:

- If the target of guaranteeing land supply for low-income housing for 2010 is not completed and the land supply for low-income housing, housing for resettlement of shanty towns and small to medium sized commercial housing fails to reach 70% of the total land supply for real estate, the city or county authorities shall not supply land for construction of high-end and large-sized housing prior to the end of 2010. In cases where the price surplus rate is more than 50% and the total price for all land use grants or the price for a single grant is a record high in a competitive bidding, auction and listing-for-sale, the local land resource departments shall report the situation to its superior land resource departments and MLR within two working days after the confirmation letter is executed (or the bid winning notice is sent).
- The superior land resource departments shall strengthen the examination of land use rights granted by its subordinate land resources departments in a competitive bidding, auction and list-for-sale. If the superior land resource departments identify any land use rights granted with illegal defects, including those granted with surplus area, packaged granting, gross-profit-based granting, plot ratio for residential housing being lower than 1, or the grantor being unqualified, the superior land resource departments shall order its subordinate land resource departments to revoke the land use grant. In the case of illegal granting, the grant shall be revoked and relevant remedies shall be pursued.
- The land use for low income housing shall not be changed. If the land designated for low income housing is changed for development of commercial housing, any income derived shall be illegal and shall be confiscated, and the land use right shall be withdrawn and re-granted through competitive bidding, auction and list-for-sale. A change of plot ratio shall be subject to approval and accordingly extra granting fee shall be paid.

On January 26, 2011, the General Office of the State Council promulgated the Circular on Issues Concerning Further Properly Regulating and Controlling the Real Estate Market (Guo Ban Fa [2011] No. 1), which stipulates, among other things, that

- For a household which uses a housing loan to buy the second home, the down payment shall not be less than 60%, and the loan interest rate shall not be lower than 1.1 times of the benchmark interest rate. All branches of PBOC may raise the down-payment standards and interest rates for the housing loans for the second home purchases according to the price control objectives and policy requirements of local government for newly built houses, and on the basis of unified credit policy of the State.

- All regions shall increase the effective supply of land, and earnestly implement the requirements that the land for the construction of affordable housing, transformation of slum housing into residential housing, and small and medium-sized ordinary commercial housing is not less than 70% of the total land supply.
- The examination of the land market access qualification and capital sources of enterprises must be enhanced. Entities and individuals who participate in land auctions must explain capital source and provide corresponding evidence. For the land supplied for real estate development purpose, if the relevant developer fails to obtain a construction permit and start the construction after two years, the land use right must be taken back promptly, and the developer shall be fined for leaving the land idle for more than one year. The acts of illegally transferring land use right must be investigated and punished in line with the law. Those who fail to invest more than 25% of the total capital in real estate development (the land prices are excluded) cannot, in any form, transfer land and land development projects which are specified by contracts.
- All municipalities directly under the central government, cities specially designated in the state plan, provincial capitals and cities where housing prices are too high or are rising too rapidly must, within a given period, work out and implement strict measures to restrict housing purchases. In principle, a household which has a registered permanent residence in a city and has owned one housing unit, and a household which has not a registered permanent residence in the city but can provide evidentiary documents for tax or social security fee payment in the city for a certain number of years, is restricted to buy one housing unit (including newly-built commercial housing unit and second-hand housing unit) only; a household which has a registered permanent residence in the city and has owned two or more housing units, and a household which has not a registered permanent residence in the city, has owned one or more housing unit and cannot provide evidentiary documents for tax or social security fee payment in the city for a certain number of years, shall temporarily stop housing purchase in the corresponding administration region.

Document of Title

In the PRC, there are two registers for property interests. Land registration is achieved by the issuance of a land use rights certificate by the relevant authority to the land user. This serves as evidence that the land user has obtained land use rights which can be transferred, mortgaged or leased according to relevant laws and regulations. The housing registration is the issue of a building ownership certificate or a real estate ownership certificate to the owner. This serves as evidence that the owner has obtained housing ownership rights in respect of the building erected on a piece of land. According to the State Land Administration Bureau Land Registration Regulations promulgated by the State Land Administration Bureau, the precedent of MLR, on December 28, 1995 and effective February 1, 1996, the Measures for Building Registrations by MOC on February 15, 2008, and effective on July 1, 2008, and the Provisional Regulations on Real Estate Registration promulgated by State Council on November 24, 2014 and effective March 1, 2015, all land use rights and housing ownership rights which are duly registered are protected by the law.

In connection with these registration systems, real estate and land registries have been established in the PRC. In most cities in the PRC, the above systems are separate systems. However, in some other major cities, the two systems have been consolidated and a single composite real estate ownership certificate will be issued evidencing the ownership of both land use rights and the housing erected thereon.

Legal Supervision Relating to Property Management Sector in the PRC

Qualifications of a property service enterprise

According to the Decision on Cancelling the Third Batch of Administrative Licensing Items Implemented by Local Governments as Designated by the Central Government enacted by the State Council on January 12, 2017 and the Decision on Canceling a Group of Administrative Licensing Items enacted by the State Council on September 22, 2017, qualification scheme system in monitoring the property service enterprises is cancelled.

Employment of a property service enterprise

According to the Regulation on Property Management enacted by the State Council on June 8, 2003 and revised on August 26, 2007 and February 6, 2016, the general meeting of owners can select and dismiss the property service enterprises if the consent of both the owners holding more than 50% of the private building area out of the total building area and more than 50% of the relevant property owners has been obtained. If, before the formal employment of a property management by the owners or the general meeting, the construction unit is to employ a property service enterprise, it shall enter into a preparation stage property services contract in writing with the property service enterprise.

Foreign Exchange Controls

On January 29, 1996, the State Council promulgated the Regulations for the Control of Foreign Exchange (the “**Control of Foreign Exchange Regulations**”) which became effective April 1, 1996. The Control of Foreign Exchange Regulations classifies all international payments and transfers into current account items and capital account items. Current account items are no longer subject to the SAFE approval while capital account items still are. The Control of Foreign Exchange Regulations was subsequently amended on January 14, 1997. Such amendment affirms that the State will not restrict international current account payments and transfers. The Control of Foreign Exchange Regulations was further amended on August 1, 2008.

On June 20, 1996, PBOC promulgated the Regulations for Administration of Settlement, Sale and Payment of Foreign Exchange (the “**Settlement Regulations**”) which became effective on July 1, 1996. The Settlement Regulations superseded the Provisional Regulations and abolished the remaining restrictions on convertibility of foreign exchange in respect of current account items while retaining the existing restrictions on foreign exchange transactions in respect of capital account items. On April 13, 2006, PBOC promulgated the Announcement [2006] No. 5. The announcement provides that the system for opening, amending and closing current account-related foreign exchange accounts by enterprises shall be changed from one requiring advance examination and approval to one in which matters shall be handled directly by banks in line with foreign exchange control requirements and commercial practice and reported to the foreign exchange bureau for the record. The balance on current account-related foreign exchange accounts of enterprises shall be increased. On the same day, SAFE issued a Notice on Adjusting the Policies Concerning the Administration of Current Foreign Exchange Accounts (Hui Fa [2006] No. 19). The notice abolished the advance examination for opening of current account-related foreign exchange accounts and improved the balance on current account-related foreign exchange accounts.

On October 25, 1998, PBOC and SAFE jointly promulgated the Notice Concerning the Discontinuance of Foreign Exchange Swapping Business pursuant to which and with effect from December 1, 1998, all foreign exchange swapping business in the PRC for foreign-invested enterprises shall be discontinued, while the trading of foreign exchange by foreign-invested enterprises will be regulated under the system for the settlement and sale of foreign exchange by commercial banks.

On July 21, 2005, PBOC announced that, beginning from July 21, 2005, China will implement a regulated and managed floating exchange rate system based on market supply and demand and by reference to a basket of currencies. The Renminbi exchange rate is no longer solely pegged to the US dollar. PBOC will announce the closing price of a foreign currency such as the US dollar traded against the Renminbi in the inter-bank foreign exchange market after the closing of the market on each business day, setting the central parity for trading of the Renminbi on the following business day. Save for foreign-invested enterprises or other enterprises which are specially exempted by relevant regulations, all entities in the PRC must sell their foreign exchange income to designated foreign exchange banks. Foreign exchange income from loans issued by organizations outside the territory or from the issuance of bonds and shares is not required to be sold to designated banks, but may be deposited in foreign exchange accounts with designated banks.

Enterprises in the PRC (including foreign-invested enterprises) which require foreign exchange for transactions relating to current account items, may, without the approval of SAFE, effect payment from their foreign exchange account or convert and pay at the designated foreign exchange banks, upon presentation of valid receipts and proof. Foreign-invested enterprises which need foreign currencies for the distribution of profits to their shareholders, and domestic enterprises which, in accordance with relevant regulations, are required to pay dividends to shareholders in foreign currencies, may with the approval of board resolutions on the distribution of profits, effect payment from their foreign exchange account or convert and pay at the designated foreign exchange banks.

Convertibility of foreign exchange in respect of capital account items, like direct investment and capital contribution, is still subject to restriction, and prior approval from SAFE or its competent branch.

Pursuant to the Circular on Relevant Issues Concerning Foreign Exchange Administration for PRC Residents to Engage in Overseas Investment and Financing and Inbound Investment via Overseas Special Purpose Vehicles (Hui Fa [2014] No. 37) (the “**Circular No. 37**”), issued on July 4, 2014: (i) a PRC resident, including a PRC resident natural person or a PRC company, must register with the local branch of SAFE before it establishes or controls an overseas special purpose vehicle (“**SPV**”), for the purpose of investment and financing; (ii) when a PRC resident contributes the assets of or its equity interests in a domestic enterprise into a special purpose vehicle, or engages in overseas financing after contributing assets or equity interests into a special purpose vehicle, such PRC resident must register his or her interest in the special purpose vehicle and the change thereof with the local branch of SAFE; and (iii) for a SPV which has completed registration formalities, where there is any change in the basic information such as PRC resident individual shareholder, name, term of business, or occurrence of a significant change event such as increase or reduction of capital contribution, equity transfer or exchange by PRC resident individual, merger or division, foreign exchange registration change formalities shall be promptly completed with the local branch of the SAFE.

On September 1, 2006, SAFE and MOHURD jointly issued the Notice on Regulating Issues Relevant to Administration of Foreign Exchange in Real Estate Market (Hui Fa [2006] No. 47), which was revised on May 4, 2015. The notice provides: (i) where a foreign-invested property enterprise fails to acquire a State-owned land use rights certificate or to make its capital fund for a development project reach 35% of the total investment to the project, the foreign exchange bureau will not handle its foreign debt registration or approve its settlement of foreign currencies; (ii) where a foreign institution or individual acquires a domestic property enterprise, if it (he) fails to pay the transfer price in a lump sum by its (his) own fund, the foreign exchange bureau will not handle the registration of foreign exchange income from transfer of equities; (iii) the domestic and foreign investors of a foreign-invested property enterprise must not reach an agreement including any clause which promises a fixed return or fixed return in any disguised form to any party, otherwise the foreign exchange bureau will not handle the foreign exchange registration or registration modification of foreign-invested enterprise; and (iv) the fund in the foreign exchange account exclusive for foreign investor opened by a foreign institution or individual in a domestic bank must not be used for property development or operation. The notice also provides for foreign exchange working process related to branches of overseas institutions established within the PRC, overseas individuals, Hong Kong, Macao or Taiwan residents and overseas Chinese purchasing or selling commodity houses within the PRC.

On December 25, 2006, PBOC promulgated the Measures for the Administration of Individual Foreign Exchange (the “**Measures for the Administration of Foreign Exchange**”). The Measures for the Administration of Foreign Exchange use category administration to classify the individual foreign exchange operations as domestic and overseas by participants of transaction, and current accounts and capital accounts by nature of transaction. The Measures for the Administration of Foreign Exchange stipulate that administration of total annual amount shall apply to individual settlement of foreign exchange and domestic individual purchase of foreign exchange, and provide different procedures for individuals who settle foreign exchange over the annual total amount and domestic individuals who purchase foreign exchange over the annual total amount according to current accounts items and capital accounts items.

On January 5, 2007, SAFE promulgated the Detailed Rules for the Implementation of the Measures for the Administration of Individual Foreign Exchange (Hui Fa [2007] No. 1) (the “**Detailed Rules**”) effective February 1, 2007 and revised on May 29, 2016. The Detailed Rules provide, amongst others, that (i) the annual total amount of foreign exchange for settlement of individuals and for purchase of domestic individuals is US\$50,000; (ii) domestic individuals who engage in external direct investment shall satisfy the relevant rules of the state and for the required foreign exchange, he/she may purchase foreign exchange or remit the self-owned foreign exchange abroad upon the approval of the local foreign exchange department and shall complete the overseas investment foreign exchange registration; (iii) domestic individuals can engage in financial investment such as overseas fixed-revenue right-interest, etc. through qualified domestic institutional investors such as banks and fund management companies; and (iv) in case domestic individuals engage in such foreign exchange operations as an employee stock ownership plan of an overseas listed company or subscription option program, they can only deal with such options after completing the registration with the foreign exchange bureau through their company or domestic agency institutions.

Environmental Protection

The regulations promulgated by the State Council on environmental protection of construction projects, together with the detail classification catalogue issued by the state environmental protection administration of the PRC, implement an administrative system for environmental protection of construction projects based on classification according to the extent of the impact on the environment. An environmental impact report must be produced for construction projects. According to relevant regulations and notice issued by the state environmental protection administration of the PRC, environmental impact assessment reports in connection with construction projects must be examined and approved at various government levels.

Pursuant to the Law of the PRC on Environment Protection, the Law of the PRC on Environmental Impact Assessment, Administrative Regulations on Environment Protection for Development Projects, the Interim Measures on Environmental Protection for Acceptance Examination Upon Completion of Buildings and the relevant regulations, with respect to construction projects, facilities for pollution prevention must be designed, constructed and put into operation at the same time as the project itself. Depending on the impact of the project on the environment, a report on environmental impact or a statement on environmental impact must be submitted by a developer before the relevant authorities grant approval for the commencement of construction of the property development, or a registration form on environmental impact must be filed by a developer with the relevant authorities prior to the commencement of construction of the property development. In addition, upon completion of the property development, the construction unites shall inspect the property to ensure compliance with the applicable environmental standards and regulations before the property can be delivered to the purchasers.

DESCRIPTION OF THE NOTES

For purposes of this “Description of the Notes”, the term “Issuer” refers to Hopson Capital International Group Co Ltd 合生資本國際集團有限公司, and any successor obligor on the Notes, and not to any of its Subsidiaries, the term “Parent Guarantor” refers to Hopson Development Holdings Limited and not to any of its Subsidiaries. The Parent Guarantor’s guarantee of the Notes is referred to as the “Parent Guarantee”. Each Subsidiary of the Parent Guarantor that guarantees the Notes is referred to as a “Subsidiary Guarantor” (together with the Parent Guarantor, the “**Guarantors**”) and each such guarantee is referred to as a “Subsidiary Guarantee” (together with the Parent Guarantee, the “**Guarantees**”).

The Notes are to be issued under an indenture (the “**Indenture**”), to be dated as of the Original Issue Date, among the Issuer, the Parent Guarantor, the Subsidiary Guarantors, as guarantors, and The Bank of New York Mellon, London Branch, as trustee (the “**Trustee**”).

The following is a summary of the material provisions of the Indenture, the Notes and the Guarantees. This summary does not purport to be complete and is qualified in its entirety by reference to all of the provisions of the Indenture, the Notes and the Guarantees. It does not restate those agreements in their entirety. Whenever particular sections or defined terms of the Indenture not otherwise defined herein are referred to, such sections or defined terms are incorporated herein by reference. Copies of the Indenture will be available for inspection following prior written request and satisfactory proof of holding during business hours on or after the Original Issue Date at the corporate trust office of the Trustee at One Canada Square, London E14 5AL, United Kingdom.

BRIEF DESCRIPTION OF THE NOTES

The Notes are:

- general obligations of the Issuer;
- senior in right of payment to any existing and future obligations of the Issuer expressly subordinated in right of payment to the Notes;
- at least *pari passu* in right of payment with any unsecured, unsubordinated Indebtedness of the Issuer (subject to any priority rights of such unsecured, unsubordinated Indebtedness pursuant to applicable law);
- guaranteed by the Guarantors on a senior basis, subject to the limitations described below under the caption “– The Guarantees” and in “Risk Factors – Risks Relating to the Guarantees”;
- effectively subordinated to the secured obligations (if any) of the Issuer and the Guarantors, to the extent of the value of the assets serving as security therefor; and
- effectively subordinated to all existing and future obligations of the Non-Guarantor Subsidiaries, which will not provide a guarantee for the Notes.

As of the date of the Indenture, all of the Parent Guarantor’s Subsidiaries, other than Hooplif One Limited, Hooplif Technology Group Limited, Hooplif Two Limited, Hooplif Kongsin Limited, Esteem Industrial (Hong Kong) Limited, Sun Yick Properties Limited, Sound Zone Properties Limited, The Center (49) Limited, Galaxy Source Holdings Limited, Tycoon Creation Limited, Crest Lake Limited, Long Sight Group Limited, Lucky Riches Limited, Perseverance Delight Limited, Pioneer Sky Holdings Limited, ROC Set Holdings Limited, Route Achieve Investments Limited, Jumbo Globe Limited, Shenzhen Hooplif Technology Co., Ltd., Guangdong Esteem Property Services Limited, Beijing Zhujiang Century Property Management Limited, Beijing Hopson Huaifu Hotel Operation and Management Co., Ltd., Beijing Zhupin Yizhuang Construction and Engineering Co., Ltd., Beijing Kangjing Jiayuan Real Estate Agency Co., Ltd., Beijing Xinda Zhicheng New Energy Investment Co., Ltd., Tianjin Jinlv Landscaping

Co., Ltd., Guangzhou Hopson Xingjing Business Services Limited and Guangzhou Hopson Qingyuan Water Supply Limited, will be “Restricted Subsidiaries.” In addition, each of the Restricted Subsidiaries, other than Restricted Subsidiaries that are organized under the laws of the PRC and the Issuer, Chia Lung Group Company Limited, Believe Best Investments Limited, Ji Run Property Investments Limited, Aqua Treasure Limited, Golden Cascade Limited, Leyun Limited, Vantage Bloom Limited, Vital Dynamic Limited, Selected-Lifestyle Technology (HK) Co. Limited and Xieyi Limited (collectively other than the Issuer, the “**Initial Non-Guarantor Subsidiaries**”), will be a Subsidiary Guarantor as of the date of the Indenture. Under the circumstances described below under the caption “– Certain Covenants – Designation of Restricted and Unrestricted Subsidiaries,” the Parent Guarantor will be permitted to designate certain of its other Subsidiaries as “Unrestricted Subsidiaries.” The Parent Guarantor’s Unrestricted Subsidiaries will generally not be subject to the restrictive covenants in the Indenture and will not guarantee the Notes.

The Non-Guarantor Subsidiaries, which hold substantially all of the Parent Guarantor’s assets and operations, are separate and distinct legal entities and have no obligation, contingent or otherwise, to pay any amounts due under the Notes or the Guarantees. Any right that the Issuer, the Parent Guarantor or a Subsidiary Guarantor has to receive the assets of any Non-Guarantor Subsidiary upon the liquidation or reorganization of such Non-Guarantor Subsidiary (and the consequent right of holders of the Notes to receive proceeds from the sale of such assets) will be effectively subordinated to the claims of such Non-Guarantor Subsidiary’s creditors, including holders of its debt and its trade creditors.

As of June 30, 2019,

- the Parent Guarantor and its consolidated subsidiaries had total consolidated borrowings of approximately HK\$61,504 million (US\$7,875 million); and
- the Non-Guarantor Subsidiaries had total bank borrowings of approximately HK\$769 million (US\$98 million).

The Notes will mature on February 17, 2021. Except as provided under “– Optional Redemption” and “– Redemption for Taxation Reasons”, the Notes will not be redeemable prior to maturity (unless they have been repurchased by the Issuer or the Parent Guarantor).

The Indenture allows additional Notes to be issued from time to time (the “**Additional Notes**”), subject to certain limitations described under “– Further Issues.” Unless the context requires otherwise, references to the “Notes” for all purposes of the Indenture and this “Description of the Notes” include any Additional Notes that are actually issued. The Notes will bear interest at 6.0% per annum from the Original Issue Date or from the most recent interest payment date to which interest has been paid or duly provided for on August 19, 2020 and February 17, 2021 (each an “Interest Payment Date”). The first payment of interest, to be made on August 19, 2020, will be in respect of the period from (and including) February 19, 2020 to (but excluding) August 19, 2020.

Interest will be paid to Holders at the close of business on the fifteenth day immediately preceding an Interest Payment Date (each, a “Record Date”), notwithstanding any transfer, exchange or cancellation thereof after a Record Date and prior to the immediately following Interest Payment Date. So long as the Notes are held in global form, each payment in respect of the Global Note will be made to the person shown as the holder of the Notes in the Note register at the close of business (of the relevant clearing system) on the Clearing System Business Day before the due date for such payments, where “Clearing System Business Day” means a weekday (Monday to Friday, inclusive) except December 25 and January 1.

In any case in which the date of the payment of principal of, premium, if any, on or interest on the Notes shall not be a Business Day in the relevant place of payment, then payment of principal, premium or interest need not be made in such place on such date but may be made on the next succeeding Business

Day in such place. Any payment made on such Business Day shall have the same force and effect as if made on the date on which such payment is due, and no interest on the Notes shall accrue for the period after such date. Interest on the Notes will be calculated on the basis of a 360-day year comprised of twelve 30-day months.

The Notes will be issued only in fully registered form, without coupons, in denominations of US\$200,000 and integral multiples of US\$1,000 in excess thereof. No service charge will be made for any registration of transfer or exchange of Notes, but the Issuer may require payment of a sum sufficient to cover any transfer tax or other similar governmental charge payable in connection therewith.

All payments on the Notes will be made by wire transfer in U.S. dollars by the Issuer at the office or agency of the Issuer maintained for that purpose (which initially will be the specified office of the Paying Agent, currently located at One Canada Square, London E14 5AL, United Kingdom, and the Notes may be presented for registration of transfer or exchange at such office or agency; *provided* that, if the Notes are in certificated form and the Issuer acts as its own paying agent, at the option of the Issuer, payment of interest may be made by check mailed to the address of the Holders as such address appears in the Note register or by wire transfer. Interest payable on the Notes held through Euroclear or Clearstream will be available to Euroclear or Clearstream participants (as defined herein) on the Business Day following payment thereof.

THE PARENT GUARANTEE

The Parent Guarantee:

- is a general obligation of the Parent Guarantor;
- is effectively subordinated to secured obligations of the Parent Guarantor, to the extent of the value of the assets serving as security therefor;
- is senior in right of payment to any existing and future obligations of the Parent Guarantor expressly subordinated in right of payment to the Parent Guarantee;
- ranks at least *pari passu* with all other unsecured and unsubordinated Indebtedness of the Parent Guarantor (subject to any priority rights of such unsecured and unsubordinated Indebtedness pursuant to applicable law); and
- effectively subordinated to all existing and future obligations of the Non-Guarantor Subsidiaries.

Under the Indenture and any supplemental indenture to the Indenture, as applicable, the Parent Guarantor will guarantee the due and punctual payment of the principal of, premium, if any, and interest on, and all other amounts payable under, the Notes and the Indenture. The Parent Guarantor will (1) agree that its obligations under the Parent Guarantee will be enforceable irrespective of any invalidity, irregularity or unenforceability of the Notes or the Indenture (other than in respect of the Parent Guarantee) and (2) waive its right to require the Trustee to pursue or exhaust its legal or equitable remedies against the Issuer prior to exercising its rights under the Parent Guarantee. Moreover, if at any time any amount paid under a Note or the Indenture is rescinded or must otherwise be repaid or restored, the rights of the Holders under the Parent Guarantee will be reinstated with respect to such payment as though such payment had not been made. All payments under the Parent Guarantee are required to be made in U.S. dollars.

Release of the Parent Guarantee

The Parent Guarantee may be released in certain circumstances, including:

- upon repayment in full of the Notes; and
- upon a defeasance as described under “– Defeasance – Defeasance and Discharge.”

THE SUBSIDIARY GUARANTEES

The initial Subsidiary Guarantors that will execute the Indenture on the Original Issue Date consist of all of the Parent Guarantor's Restricted Subsidiaries other than the Subsidiaries organized under the laws of the PRC, the Issuer and the Initial Non-Guarantor Subsidiaries. The initial Subsidiary Guarantors do not have significant operations or assets. All of the Restricted Subsidiaries that are neither the Issuer nor the Subsidiary Guarantors are collectively referred to herein as the "Non-Guarantor Subsidiaries."

None of the existing or future Restricted Subsidiaries organized under the laws of the PRC will provide a Subsidiary Guarantee at any time in the future. In addition, none of the future Restricted Subsidiaries at any time in the future that is not a Wholly Owned Restricted Subsidiary and is organized outside the PRC will provide a Subsidiary Guarantee. Although the Indenture contains limitations on the amount of additional Indebtedness that the Parent Guarantor and/or Restricted Subsidiaries may incur, the amount of such additional Indebtedness, including such additional Indebtedness of Non-Guarantor Subsidiaries, could be substantial. In the event of a bankruptcy, liquidation or reorganization of any Non-Guarantor Subsidiary, the Non-Guarantor Subsidiary will pay the holders of their debt and their trade creditors before they will be able to distribute any of their assets to the Parent Guarantor.

The Subsidiary Guarantee of each Subsidiary Guarantor:

- is a general obligation of such Subsidiary Guarantor;
- is effectively subordinated to secured obligations (if any) of such Subsidiary Guarantor, to the extent of the value of the assets serving as security therefor;
- is senior in right of payment to all future obligations of such Subsidiary Guarantor expressly subordinated in right of payment to such Subsidiary Guarantee; and
- ranks at least *pari passu* with the guarantees provided for all other unsecured, unsubordinated Indebtedness of such Subsidiary Guarantor (subject to any priority rights of such unsecured, unsubordinated Indebtedness pursuant to applicable law).

The Parent Guarantor will cause each of its future Subsidiaries (other than Subsidiaries organized under the laws of the PRC and Subsidiaries of the Initial Non-Guarantor Subsidiaries), immediately upon becoming a Wholly Owned Restricted Subsidiary, to execute and deliver to the Trustee a supplemental indenture to the Indenture pursuant to which such Restricted Subsidiary will guarantee the payment of the Notes. Each Subsidiary of the Parent Guarantor that Guarantees the Notes after the Original Issue Date, upon execution of the applicable supplemental indenture to the Indenture, will be a "Subsidiary Guarantor."

Under the Indenture, and any supplemental indenture to the Indenture, as applicable, each of the Subsidiary Guarantors will jointly and severally guarantee the due and punctual payment of the principal of, premium, if any, and interest on, and all other amounts payable under, the Notes. The Subsidiary Guarantors will (1) agree that their obligations under the Subsidiary Guarantees will be enforceable irrespective of any invalidity, irregularity or unenforceability of the Notes or the Indenture and (2) waive their right to require the Trustee to pursue or exhaust its legal or equitable remedies against the Issuer and the Parent Guarantor prior to exercising its rights under the Subsidiary Guarantees. Moreover, if at any time any amount paid under a Note, the Parent Guarantee or the Indenture is rescinded or must otherwise be restored, the rights of the Holders under the Subsidiary Guarantees will be reinstated with respect to such payments as though such payment had not been made. All payments under the Subsidiary Guarantees will be made in U.S. dollars.

Under the Indenture and any supplemental indenture to the Indenture, as applicable, each Subsidiary Guarantee will be limited to an amount not to exceed the maximum amount that can be guaranteed by the applicable Subsidiary Guarantor without rendering the Subsidiary Guarantee, as it relates to such Subsidiary Guarantor, voidable under applicable law relating to fraudulent conveyance or fraudulent transfer or similar laws affecting the rights of creditors generally. If a Subsidiary Guarantee were to be rendered voidable, it could be subordinated by a court to all other indebtedness (including guarantees and other contingent liabilities) of the applicable Subsidiary Guarantor and, depending on the amount of such indebtedness, a Subsidiary Guarantor's liability on its Subsidiary Guarantee could be reduced to zero.

The obligations of each Subsidiary Guarantor under its respective Subsidiary Guarantee may be limited, or possibly invalid, under applicable laws. See "Risk Factors – Risks Relating to the Guarantees – The subsidiary guarantees may be challenged under applicable financial assistance, insolvency or fraudulent transfer laws, which could impair the enforceability of the Guarantees."

Release of the Subsidiary Guarantees

A Subsidiary Guarantee given by a Subsidiary Guarantor may be released in certain circumstances, including:

- upon repayment in full of the Notes;
- upon a defeasance or satisfaction and discharge as described under "– Defeasance" and "– Satisfaction and Discharge";
- upon the designation by the Parent Guarantor of a Subsidiary Guarantor as an Unrestricted Subsidiary in compliance with the terms of the Indenture; or
- upon the sale of a Subsidiary Guarantor in compliance with the terms of the Indenture (including the covenants under the captions "– Certain Covenants – Limitation on Sales and Issuances of Capital Stock in Restricted Subsidiaries", "– Certain Covenants – Limitation on Asset Sales" and "– Certain Covenants – Consolidation, Merger and Sale of Assets") resulting in such Subsidiary Guarantor no longer being a Restricted Subsidiary or being a Listed Subsidiary, so long as (1) such Subsidiary Guarantor is simultaneously released from its obligations in respect of any of the Parent Guarantor's other Indebtedness or any Indebtedness of any other Restricted Subsidiary and (2) the proceeds from such sale or disposition are used for the purposes permitted or required by the Indenture.

No release of a Subsidiary Guarantor from its Subsidiary Guarantee shall be effective against the Trustee or the Holders until the Parent Guarantor has delivered to the Trustee an Officers' Certificate stating that all requirements relating to such release have been complied with and that such release is authorized and permitted by the Indenture.

FURTHER ISSUES

Subject to the covenants described below, the Issuer may, from time to time, without notice to or the consent of the Holders, create and issue Additional Notes having the same terms and conditions as the Notes (including the benefit of the Guarantees) in all respects (or in all respects except for the issue date, issue price and the first payment of interest on them and, to the extent necessary, certain temporary securities law transfer restrictions) so that such Additional Notes may be consolidated and form a single class with the previously outstanding Notes and vote together as one class on all matters with respect to the Notes; *provided* that the issuance of any such Additional Notes shall then be permitted under the "– Certain Covenants – Limitation on Indebtedness and Preferred Stock" covenant described below.

OPTIONAL REDEMPTION

Prior to February 17, 2021, the Issuer may at its option redeem all or any portion of the Notes at a redemption price equal to 100% of the principal amount of the Notes plus the Applicable Premium as of, and accrued and unpaid interest to (but not including), the redemption date (subject to the right of Holders on the relevant record date to receive interest due on the relevant interest payment date). Notice of such redemption must be mailed by first-class mail to each Holder's registered address, not less than 30 nor more than 60 days prior to the redemption date. Neither the Trustee nor the Paying Agent will be responsible for verifying or calculating the Applicable Premium.

At any time prior to February 17, 2021, the Issuer may redeem up to 35% of the aggregate principal amount of the Notes (including any Additional Notes) with the Net Cash Proceeds of one or more Equity Offerings at a redemption price of 106.0% of the principal amount of the Notes, plus accrued and unpaid interest, if any, to (but not including) the redemption date; *provided* that at least 65% of the aggregate principal amount of the Notes (including any Additional Notes) originally issued remains outstanding after each such redemption and any such redemption takes place within 60 days after the closing of the related Equity Offering.

Any redemption described under this “– Optional Redemption” section may, at the Issuer's discretion, be subject to one or more conditions precedent. In addition, if such redemption is subject to the satisfaction of one or more conditions precedent, the related notice shall describe each such condition, and if applicable, shall state that, in the Issuer's discretion, the date of redemption may be delayed until such time as any or all such conditions shall be satisfied or waived (provided that in no event shall such date of redemption be delayed to a date later than 60 days after the date on which such notice was mailed), or such redemption may not occur and such notice may be rescinded in the event that any or all such conditions shall not have been satisfied or waived by the date of redemption, or by the date of redemption as so delayed.

The Issuer will give not less than 30 days' nor more than 60 days' notice of any redemption to the Holders and the Trustee, and the Issuer shall deliver a copy of such notice or redemption to the Trustee and the Paying Agent at least 15 days prior to the date such redemption notice is published (unless a shorter period shall be acceptable to the Trustee). If less than all of the Notes are to be redeemed at any time, the Notes for redemption will be selected as follows:

- if the Notes are listed on any securities exchange or are held through a clearing system, in compliance with the requirements of the principal national securities exchange on which the Notes are listed or the requirements of the clearing system; or
- if the Notes are not listed on any securities exchange or are held through a clearing system, on a pro rata basis, or by such other method as the Trustee deems fair and appropriate in its sole and absolute discretion, unless otherwise required by law.

A Note of US\$200,000 in principal amount or less shall not be redeemed in part. If any Note is to be redeemed in part only, the notice of redemption relating to such Note will state the portion of the principal amount to be redeemed. A new Note in principal amount equal to the unredeemed portion will be issued upon cancellation of the original Note. On and after the redemption date, interest will cease to accrue on the Notes or portions of them called for redemption.

REPURCHASE OF NOTES UPON A CHANGE OF CONTROL TRIGGERING EVENT

Not later than 30 days following a Change of Control Triggering Event, the Issuer or the Parent Guarantor will make an Offer to Purchase all outstanding Notes (a “**Change of Control Offer**”) at a purchase price equal to 101% of the principal amount thereof plus accrued and unpaid interest, if any, to (but not including) the Offer to Purchase Payment Date.

The Issuer and the Parent Guarantor will agree in the Indenture that it will timely repay all Indebtedness or obtain consents as necessary under or terminate agreements or instruments that would otherwise prohibit a Change of Control Offer required to be made pursuant to the Indenture. Notwithstanding this agreement of the Issuer and the Parent Guarantor, it is important to note that if the Issuer or the Parent Guarantor, as the case may be, is unable to repay (or cause to be repaid) all of the Indebtedness, if any, that would prohibit repurchase of the Notes or is unable to obtain the requisite consents of the holders of such Indebtedness, or terminate any agreements or instruments that would otherwise prohibit a Change of Control Offer, it would continue to be prohibited from purchasing the Notes. In that case, the Issuer's or the Parent Guarantor's failure to purchase tendered Notes would constitute an Event of Default.

Certain of the events constituting a Change of Control Triggering Event will also constitute an event of default under certain debt instruments of the Parent Guarantor and its Subsidiaries. Future debt of the Parent Guarantor and its Subsidiaries may also (i) prohibit the Issuer or the Parent Guarantor from purchasing Notes in the event of a Change of Control Triggering Event, (ii) provide that a Change of Control Triggering Event is a default or (iii) require repurchase of such debt upon a Change of Control Triggering Event. Moreover, the exercise by the Holders of their right to require the Issuer or the Parent Guarantor to purchase the Notes could cause a default under other Indebtedness, even if the Change of Control Triggering Event itself does not, due to the financial effect of the purchase on the Issuer or the Parent Guarantor. The Issuer's and the Parent Guarantor's ability to pay cash to the Holders following the occurrence of a Change of Control Triggering Event may be limited by the Issuer's or the Parent Guarantor's then existing financial resources. There can be no assurance that sufficient funds will be available when necessary to make the required purchase of the Notes. See "Risk Factors – Risks Relating to the Notes – We may not be able to repurchase the notes upon a change of control."

The definition of Change of Control includes a phrase relating to the sale of "all or substantially all" the assets of the Parent Guarantor. Although there is a limited body of case law interpreting the phrase "substantially all," no precise definition of the phrase has been established. Accordingly, the ability of a Holder of Notes to require the Issuer or the Parent Guarantor to repurchase such Holder's Notes as a result of a sale of less than all the assets of the Parent Guarantor to another person or group is uncertain and will be dependent upon particular facts and circumstances.

Notwithstanding the above, the Issuer or the Parent Guarantor will not be required to make a Change of Control Offer following a Change of Control Triggering Event if a third party makes the Change of Control Offer in the manner, at the times and otherwise in compliance with the requirements set forth in the Indenture applicable to a Change of Control Offer made by us and purchases all Notes validly tendered and not withdrawn under such Change of Control Offer.

Except as described above with respect to a Change of Control Triggering Event, the Indenture does not contain provisions that permit the Holders to require that the Issuer or the Parent Guarantor purchase or redeem the Notes in the event of a takeover, recapitalization or similar transaction.

The Trustee shall not be required to take any steps to ascertain whether a Change of Control has occurred or may occur, and shall be entitled to assume that no such event has occurred unless the Trustee has received written notice of the occurrence of such event. The Trustee shall not be responsible for determining or verifying whether a Note is to be accepted for purchase under a Change of Control Offer and will not be responsible to the Holders for any loss arising from any failure by it to do so. The Trustee and the Paying Agent shall not be under any duty to determine, calculate or verify the amount payable under a Change of Control Offer and will not be liable or responsible to the Holders for any loss arising from any failure by it to do so.

NO MANDATORY REDEMPTION OR SINKING FUND

There will be no mandatory redemption or sinking fund payments for the Notes.

ADDITIONAL AMOUNTS

All payments of principal of, and premium (if any) and interest on, the Notes or under the Guarantees will be made without withholding or deduction for, or on account of, any present or future taxes, duties, assessments or governmental charges of whatever nature (collectively, “**Taxes**”) imposed or levied by or within any jurisdiction in which the Issuer, an applicable Guarantor or a Surviving Person (as defined under the caption “– Consolidation, Merger and Sale of Assets”), as the case may be, is organized or resident for tax purposes or through which payment by or on behalf of the Issuer, an applicable Guarantor or a Surviving Person is made or any political subdivision or taxing authority thereof or therein (each, a “**Relevant Jurisdiction**”), unless such withholding or deduction is required by law or by regulation or governmental policy having the force of law. In the event that any such withholding or deduction is so required, the Issuer, an applicable Guarantor or a Surviving Person, as the case may be, will pay such additional amounts (“**Additional Amounts**”) as will result in receipt by the Holder of each Note of such amounts as would have been received by such Holder had no such withholding or deduction been required, except that no Additional Amounts shall be payable:

(a) for or on account of:

(i) any Taxes that would not have been imposed or withheld but for:

- (A) the existence of any present or former connection between the Holder or beneficial owner of such Note or the Guarantees, as the case may be, and the Relevant Jurisdiction other than merely holding such Note or the receipt of payments thereunder or under a Guarantee, including, without limitation, such Holder or beneficial owner being or having been a national, domiciliary or resident of such Relevant Jurisdiction or treated as a resident thereof or being or having been physically present or engaged in a trade or business therein or having or having had a permanent establishment therein;
- (B) the presentation of such Note (in cases in which presentation is required) more than 30 days after the later of the date on which the payment of the principal of, premium, if any, and interest on, such Note became due and payable pursuant to the terms thereof or was made or duly provided for, except to the extent that the Holder thereof would have been entitled to such Additional Amounts if it had presented such Note for payment on any date within such 30-day period;
- (C) the failure of the Holder or beneficial owner to comply with a timely request of the Issuer, any Guarantor or a Surviving Person addressed to the Holder to provide information concerning such Holder’s or beneficial owner’s nationality, residence, identity or connection with any Relevant Jurisdiction, if and to the extent that due and timely compliance with such request would have reduced or eliminated any withholding or deduction as to which Additional Amounts would have otherwise been payable to such Holder;
- (D) the presentation of such Note (in cases in which presentation is required) for payment in the Relevant Jurisdiction, unless such Note could not have been presented for payment elsewhere;

(ii) any estate, inheritance, gift, sale, transfer, personal property or similar Tax;

- (iii) any Tax, assessment, withholding or deduction required by sections 1471 through 1474 of the Internal Revenue Code of 1986, as amended (“**FATCA**”), any current or future U.S. Treasury Regulations or rulings promulgated thereunder, any intergovernmental agreement between the United States and any other jurisdiction pursuant to the implementation of FATCA, any law, regulation or other official guidance enacted in any jurisdiction implementing FATCA or an intergovernmental agreement with respect thereto, or any other agreement pursuant to the implementation of FATCA; or
- (iv) any combination of Taxes referred to in the preceding clauses (i), (ii) or (iii); or
- (b) to a Holder or beneficial owner of a Note that is a fiduciary, partnership for tax purposes under the laws of the Relevant Jurisdiction or person other than the sole beneficial owner of such Note, to the extent that a payment under such Note or Guarantee would be required to be included for tax purposes in the income under the laws of a Relevant Jurisdiction of a beneficiary or settler with respect to the fiduciary, or a member of that partnership or a beneficial owner who would not have been entitled to such Additional Amounts with respect to such payment had that beneficiary, settler, member or beneficial owner been the Holder of such Note.

As a result of these provisions, there are circumstances in which Taxes could be withheld or deducted but Additional Amounts would not be payable to some or all Holders.

Whenever there is mentioned in any context the payment of principal, premium or interest in respect of any Note or any Guarantee, such mention shall be deemed to include payment of Additional Amounts provided for in the Indenture to the extent that, in such context, Additional Amounts are, were or would be payable in respect thereof.

REDEMPTION FOR TAXATION REASONS

The Notes may be redeemed, at the option of the Issuer or a Surviving Person (as defined under the caption “– Consolidation, Merger and Sale of Assets”), as a whole but not in part, upon giving not less than 30 days’ nor more than 60 days’ notice to the Holders (which notice shall be irrevocable), at a redemption price equal to 100% of the principal amount thereof, together with accrued and unpaid interest (including any Additional Amounts), if any, to (but not including) the date fixed by the Issuer or the Surviving Person, as the case may be, for redemption if, as a result of:

- (1) any change in, or amendment to, the laws (or any regulations or rulings promulgated thereunder) of a Relevant Jurisdiction affecting taxation; or
- (2) any change in the existing official position, or the stating of an official position, regarding the application or interpretation of such laws, regulations or rulings (including a holding, judgment or order by a court of competent jurisdiction),

which change or amendment becomes effective (i) with respect to the Issuer or any Guarantor, on or after the Original Issue Date unless the following clause (ii) applies, or (ii) in the case of a Surviving Person or a future Subsidiary Guarantor that is organized or resident for tax purposes in a jurisdiction that is not a Relevant Jurisdiction as of the Original Issue Date, on or after the date such Surviving Person assumes the obligations of the Issuer or the Parent Guarantor under the Indenture and the Notes or the date such Subsidiary became a Subsidiary Guarantor, as the case may be, the Issuer, such Guarantor, such Surviving Person or such Subsidiary Guarantor, as the case may be, is, or on the next Interest Payment Date would be, required to pay Additional Amounts with respect to any payment due or to become due under the Notes or the Indenture, and such requirement cannot be avoided by the taking of reasonable measures by the Issuer, such Guarantor, such Surviving Person or such Subsidiary Guarantor, as the case may be (*provided* that changing the jurisdiction of the Issuer, such Guarantor, such Surviving Person or such Subsidiary Guarantor, as the case may be, is not a reasonable measure); *provided* that no such notice of redemption

shall be given earlier than 90 days prior to the earliest date on which the Issuer, such Guarantor, such Surviving Person or such Subsidiary Guarantor, as the case may be, would be obligated to pay such Additional Amounts if a payment in respect of the Notes were then due.

Prior to the publication and mailing of any notice of redemption of the Notes pursuant to the foregoing, the Issuer, a Guarantor, a Surviving Person or a Subsidiary Guarantor, as the case may be, will deliver to the Trustee at least 30 days but not more than 60 days before the date fixed for redemption:

- (1) an Officers' Certificate stating that such change or amendment referred to in the prior paragraph has occurred, describing the facts related thereto and stating that such requirement cannot be avoided by the Issuer, such Guarantor, such Surviving Person or such Subsidiary Guarantor, as the case may be, by taking reasonable measures available to it; and
- (2) an Opinion of Counsel or an opinion of a tax consultant of recognized standing that the requirement to pay such Additional Amounts results from such change or amendment referred to in the prior paragraph.

The Trustee shall be entitled to accept and conclusively rely upon such Officers' Certificate and Opinion of Counsel as sufficient evidence of the satisfaction of the conditions precedent described above, in which event it shall be conclusive and binding on the Holders. The Trustee will not be responsible for any loss occasioned by acting in reliance on such Officers' Certificate or Opinion of Counsel and has no duty to investigate or verify such Officers' Certificate or Opinion of Counsel.

Any Notes that are redeemed will be canceled.

CERTAIN COVENANTS

Set forth below are summaries of certain covenants contained in the Indenture.

Limitation on Indebtedness and Preferred Stock

- (a) The Parent Guarantor will not, and will not permit any Restricted Subsidiary to, Incur any Indebtedness (including Acquired Indebtedness) and the Parent Guarantor will not permit any Restricted Subsidiary to issue any Preferred Stock, *provided* that (x) the Issuer or any Guarantor may Incur Indebtedness (including Acquired Indebtedness) and (y) any Non-Guarantor Subsidiary may Incur Permitted Subsidiary Indebtedness if, after giving effect to the Incurrence of such Indebtedness and the receipt and application of the proceeds therefrom, (i) no Default has occurred and is continuing and (ii) the Fixed Charge Coverage Ratio would be not less than 2.5 to 1.0. Notwithstanding the foregoing, the Parent Guarantor will not permit any Restricted Subsidiary to Incur any Disqualified Stock (other than Disqualified Stock of Restricted Subsidiaries held by the Issuer or a Guarantor, so long as it is so held).
- (b) Notwithstanding the foregoing, the Parent Guarantor and, to the extent provided below, any Restricted Subsidiary may Incur each and all of the following:
 - (1) Indebtedness under the Notes (excluding any Additional Notes) and each Guarantee;
 - (2) any *Pari Passu* Guarantees by any Guarantor;

- (3) Indebtedness of the Parent Guarantor or any Restricted Subsidiary outstanding on the Original Issue Date excluding Indebtedness permitted under clause (b)(4) of this covenant; *provided* that such Indebtedness of Restricted Subsidiaries shall be included in the calculation of Permitted Subsidiary Indebtedness (other than any such Indebtedness described in clauses (b)(1) and (b)(2) above and clauses (b)(4), (b)(6), (b)(12), (b)(13) and (b)(16) below);
- (4) Indebtedness of the Parent Guarantor or any Restricted Subsidiary owed to or held by the Parent Guarantor or any Restricted Subsidiary; *provided* that (x) any event which results in any such Restricted Subsidiary ceasing to be a Restricted Subsidiary or any subsequent transfer of such Indebtedness (other than to the Parent Guarantor or any Restricted Subsidiary) shall be deemed, in each case, to constitute an Incurrence of such Indebtedness not permitted by this clause (b)(4), (y) if the Issuer, the Parent Guarantor or any Subsidiary Guarantor is the obligor on such Indebtedness, such Indebtedness must be unsecured and expressly be subordinated in right of payment to the Notes, in the case of the Issuer, the Parent Guarantee, in the case of the Parent Guarantor, or the Subsidiary Guarantee of such Subsidiary Guarantor, in the case of a Subsidiary Guarantor and (z) if the Indebtedness is owed to the Issuer, the Parent Guarantor or any Subsidiary Guarantor, such Indebtedness must be evidenced by an unsubordinated promissory note or a similar instrument under applicable law, except to the extent that such Indebtedness is required to be subordinated to any Indebtedness owing by the obligor on such Indebtedness to any bank or other similar financial institution, which is permitted under this “– Limitation on Indebtedness and Preferred Stock” covenant;
- (5) Indebtedness (“**Permitted Refinancing Indebtedness**”) of the Parent Guarantor or any Restricted Subsidiary issued in exchange for, or the net proceeds of which are used to refinance, refund, replace, exchange, renew, repay, defease, discharge or extend (collectively, “refinance” and “refinances” and “refinanced” shall have a correlative meaning), then outstanding Indebtedness Incurred under clause (a) or clause (b)(1), (b)(2), (b)(3), (b)(7), (b)(14), (b)(17), (b)(18), (b)(19), (b)(20), (b)(21), (b)(22) or (b)(23) of this covenant and any refinancings thereof in an amount not to exceed the amount so refinanced or refunded (plus premiums, accrued interest, fees and expenses); *provided* that (A) Indebtedness the proceeds of which are used to refinance or refund the Notes or Indebtedness that is *pari passu* with, or subordinated in right of payment to, the Notes or a Guarantee shall only be permitted under this clause (b)(5) if (x) in case the Notes are refinanced in part or the Indebtedness to be refinanced is *pari passu* with the Notes or a Guarantee, such new Indebtedness, by its terms or by the terms of any agreement or instrument pursuant to which such new Indebtedness is issued or remains outstanding, is expressly made *pari passu* with, or subordinate in right of payment to, the remaining Notes or such Guarantee, or (y) in case the Indebtedness to be refinanced is subordinated in right of payment to the Notes or a Guarantee, such new Indebtedness, by its terms or by the terms of any agreement or instrument pursuant to which such new Indebtedness is issued or remains outstanding, is expressly made subordinate in right of payment to the Notes or such Guarantee at least to the extent that the Indebtedness to be refinanced is subordinated to the Notes or such Guarantee, (B) such new Indebtedness, determined as of the date of Incurrence of such new Indebtedness, does not mature prior to the earlier of the final maturity date of the Notes and the Stated Maturity of the Indebtedness to be refinanced or refunded, and the Average Life of the portion, if any, of such new Indebtedness that is scheduled to mature on or prior to the final maturity date of the Notes is at least equal to the Average Life of the portion of the Indebtedness to be refinanced or refunded that is scheduled to mature on or prior to the final maturity date of the Notes and (C) in no event may Indebtedness of the Issuer or any Guarantor be refinanced pursuant to this clause (b)(5) by means of any Indebtedness of any Restricted Subsidiary that is neither the Issuer nor a Subsidiary Guarantor;
- (6) Indebtedness Incurred by the Parent Guarantor or any Restricted Subsidiary pursuant to Hedging Obligations entered into in the ordinary course of business and designed solely to protect the Parent Guarantor or any Restricted Subsidiary from fluctuations in interest rates, currencies or the price of commodities and not for speculation;

- (7) Indebtedness Incurred by the Parent Guarantor or any Restricted Subsidiary (x) representing Capitalized Lease Obligations; or (y) for the purpose of financing (i) all or any part of the purchase price of real or personal property (including the lease purchase price of land use rights) or equipment to be used in a Permitted Business in the ordinary course of business by the Parent Guarantor or a Restricted Subsidiary through the acquisition of Capital Stock of any Person that owns such real or personal property or equipment which will, upon such acquisition, become a Restricted Subsidiary or (ii) all or any part of the purchase price or the cost of development, construction or improvement of real or personal property (including the lease purchase price of land use rights) or equipment to be used in a Permitted Business by the Parent Guarantor or a Restricted Subsidiary in the ordinary course of business; *provided, however*, in the cases of clauses (b)(7)(i) and (b)(7)(ii), that (A) the aggregate principal amount of such Indebtedness shall not exceed such purchase price or cost, (B) such Indebtedness shall be Incurred no later than 180 days after the acquisition of such property or completion of such development, construction or improvement and (C) on the date of the Incurrence of such Indebtedness and after giving effect thereto, the aggregate principal amount outstanding of all such Indebtedness permitted by this clause (b)(7) (together with refinancings thereof and the aggregate principal amount outstanding of Indebtedness permitted to be Incurred under clauses (b)(14), (b)(19), (b)(20), (b)(21), (b)(22) and (b)(23) below and the refinancings thereof, but excluding any Contractor Guarantee Incurred under this clause (b)(7) to the extent the amount of such Contractor Guarantee is otherwise reflected in such aggregate principal amount) does not exceed an amount equal to 30.0% of Total Assets;
- (8) Indebtedness Incurred by the Parent Guarantor or any Restricted Subsidiary constituting reimbursement obligations with respect to workers' compensation claims or self-insurance obligations or bid, performance or surety bonds (in each case other than for an obligation for borrowed money);
- (9) Indebtedness Incurred by the Parent Guarantor or any Restricted Subsidiary constituting reimbursement obligations with respect to letters of credit or trade guarantees issued in the ordinary course of business to the extent that such letters of credit or trade guarantees are not drawn upon or, if drawn upon, to the extent such drawing is reimbursed no later than the 30 days following receipt by the Parent Guarantor or such Restricted Subsidiary of a demand for reimbursement;
- (10) Indebtedness of the Parent Guarantor or any Restricted Subsidiary arising from agreements providing for indemnification, adjustment of purchase price or similar obligations, or from guarantees or letters of credit, surety bonds or performance bonds securing any obligation of the Parent Guarantor or any Restricted Subsidiary pursuant to such agreements, in any case, Incurred in connection with the disposition of any business, assets or Restricted Subsidiary, other than guarantees of Indebtedness Incurred by any Person acquiring all or any portion of such business, assets or Restricted Subsidiary for the purpose of financing such acquisition; *provided* that the maximum aggregate liability in respect of all such Indebtedness in the nature of such guarantee shall at no time exceed the gross proceeds actually received from the disposition of such business, assets or Restricted Subsidiary;
- (11) Indebtedness of the Parent Guarantor or any Restricted Subsidiary arising from the honoring by a bank or other financial institution of a check, draft or similar instrument drawn against insufficient funds in the ordinary course of business; *provided, however*, that such Indebtedness is extinguished within five Business Days of Incurrence;
- (12) (i) Guarantees by the Parent Guarantor or any Subsidiary Guarantor of Indebtedness of the Parent Guarantor or any Restricted Subsidiary that was permitted to be Incurred by another provision of this covenant or (ii) Guarantees by any Restricted Subsidiary of Indebtedness of another Restricted Subsidiary that was permitted to be Incurred under clause (6) or (7) above or clause (17) below;

- (13) Pre-Registration Mortgage Guarantees by the Parent Guarantor or any Restricted Subsidiaries;
- (14) Cross Border Secured Indebtedness by the Parent Guarantor or any Restricted Subsidiary; *provided* that on the date of the Incurrence of any such Cross Border Secured Indebtedness and after giving effect thereto, the aggregate principal amount outstanding of all such Cross Border Secured Indebtedness Incurred pursuant to this clause (b)(14) (together with any refinancings thereof and the aggregate principal amount outstanding of Indebtedness permitted to be Incurred under clause (b)(7) above and clauses (b)(19), (b)(20), (b)(21), (b)(22) and (b)(23) below and the refinancings thereof, but excluding any Contractor Guarantee Incurred under such clause (b)(7) to the extent the amount of such Contractor Guarantee is otherwise reflected in such aggregate principal amount) does not exceed an amount equal to 30.0% of Total Assets;
- (15) Indebtedness Incurred by the Parent Guarantor constituting Subordinated Shareholder Loans;
- (16) Indebtedness of the Parent Guarantor or any Restricted Subsidiary constituting an obligation to pay the deferred purchase price of Capital Stock in a Restricted Subsidiary pursuant to a Staged Acquisition Agreement, to the extent that such deferred purchase price is paid within 12 months after the date the Parent Guarantor or such Restricted Subsidiary enters into such Staged Acquisition Agreement;
- (17) Indebtedness of the Parent Guarantor or any Restricted Subsidiary with a maturity of one year or less used by the Parent Guarantor or any Restricted Subsidiary for working capital; *provided* that the aggregate principal amount of Indebtedness permitted by this clause (b)(17) at any time outstanding does not exceed US\$50.0 million (or the Dollar Equivalent thereof);
- (18) Indebtedness of the Parent Guarantor or any Subsidiary Guarantor in an aggregate principal amount outstanding at any time (together with refinancings thereof) not to exceed US\$50.0 million (or the Dollar Equivalent thereof);
- (19) Indebtedness Incurred or Preferred Stock or Disqualified Stock issued by any Restricted Subsidiary arising from any Investment made by a Trust Company Investor in a Restricted Subsidiary, and Indebtedness of the Parent Guarantor or a Restricted Subsidiary constituting a guarantee by, or grant of a Lien on the assets of, the Parent Guarantor or a Subsidiary in favor of a Trust Company Investor with respect to the obligation to pay a guaranteed or preferred return to such Trust Company Investor on Capital Stock of such Restricted Subsidiary held by such Trust Company Investor; *provided* that on the date of such Incurrence of all such Indebtedness and after giving effect thereto, the aggregate principal amount outstanding of all such Indebtedness and Preferred Stock Incurred under this clause (b)(19) (together with refinancings thereof and the aggregate principal amount outstanding of Indebtedness that was Incurred under clauses (b)(7) and (b)(14) above and clauses (b)(20), (b)(21), (b)(22) and (b)(23) below and the refinancings thereof, but excluding any Contractor Guarantee or guarantee Incurred under such clauses and this clause (b)(19) to the extent the amount of such Contractor Guarantee or guarantee is otherwise reflected in such aggregate principal amount), does not exceed an amount equal to 30.0% of Total Assets;
- (20) Bank Deposit Secured Indebtedness Incurred by the Parent Guarantor or any Restricted Subsidiary; *provided that* on the date of the Incurrence of such Indebtedness and after giving effect thereto, the aggregate principal amount outstanding of all such Indebtedness Incurred under this clause (b)(20) (together with refinancings thereof and the aggregate principal amount outstanding of Indebtedness and Preferred Stock Incurred under clauses (b)(7), (b)(14) and (b)(19) above and clauses (b)(21), (b)(22) and (b)(23) below and the refinancings thereof, but excluding any Contractor Guarantee or guarantee Incurred under such clauses and this clause (b)(20) to the extent the amount of such Contractor Guarantee or guarantee is otherwise reflected in such aggregate principal amount) does not exceed an amount equal to 30% of Total Assets.

- (21) Indebtedness Incurred by the Parent Guarantor or any Restricted Subsidiary constituting a guarantee of Indebtedness of any Unrestricted Subsidiary by the Parent Guarantor or such Restricted Subsidiary, *provided* that on the date of the Incurrence of such Indebtedness and after giving effect thereto, the aggregate of all Indebtedness Incurred under this clause (b)(21) (together with refinancing thereof and the aggregate principal amount outstanding of Indebtedness and Preferred Stock Incurred under clauses (b)(7), (b)(14), (b)(19) and (b)(20) above and clauses (b)(22) and (b)(23) below and the refinancings thereof, but excluding any Contractor Guarantee or guarantee Incurred under such clauses and this clause (b)(21) to the extent the amount of such Contractor Guarantee or guarantee is otherwise reflected in such aggregate principal amount) does not exceed an amount equal to 30.0% of Total Assets;
- (22) Acquired Indebtedness of any Restricted Subsidiary Incurred and outstanding on the date on which such Restricted Subsidiary became a Restricted Subsidiary (other than Indebtedness Incurred (i) to provide all or any portion of the funds utilized to consummate the transaction or series of transactions pursuant to which a Person becomes a Restricted Subsidiary or (ii) otherwise in contemplation of a Person becoming a Restricted Subsidiary or any such acquisition); *provided that* on the date of the Incurrence of such Indebtedness and after giving effect thereto, the aggregate principal amount outstanding of all such Indebtedness Incurred pursuant to this clause (b)(22) (together with refinancing thereof and the aggregate principal amount outstanding of Indebtedness and Preferred Stock Incurred under clauses (b)(7), (b)(14), (b)(19), (b)(20), (b)(21) above and clause (b)(23) below and the refinancings thereof, but excluding any Contractor Guarantee or guarantee Incurred under such clauses and this clause (b)(22) to the extent the amount of such Contractor Guarantee or guarantee is otherwise reflected in such aggregate principal amount) does not exceed an amount equal to 30.0% of Total Assets; and
- (23) Indebtedness Incurred by the Parent Guarantor or any Restricted Subsidiary which is secured by Investment Properties and guarantees thereof by the Parent Guarantor or any Restricted Subsidiary, provided that on the date of the Incurrence of such Indebtedness and after giving effect thereto, the aggregate principal amount outstanding of all such Indebtedness Incurred pursuant to this clause (b)(23) (together with refinancing thereof and the aggregate principal amount outstanding of Indebtedness and Preferred Stock Incurred under clauses (b)(7), (b)(14), (b)(19), (b)(20), (b)(21) and (b)(22) above and the refinancings thereof, but excluding any Contractor Guarantee or guarantee Incurred under such clauses and this clause (b)(23) to the extent the amount of such Contractor Guarantee or guarantee is otherwise reflected in such aggregate principal amount) does not exceed an amount equal to 30.0% of Total Assets.
- (c) For purposes of determining any particular amount of Indebtedness under this “Limitation on Indebtedness and Preferred Stock” covenant, (i) Indebtedness outstanding under clause (b)(17) of this covenant on the Original Issue Date shall be treated as Incurred pursuant to clause (b)(17) of this covenant, (ii) guarantees, Liens or obligations with respect to letters of credit supporting Indebtedness otherwise included in the determination of such particular amount shall not be included. For purposes of determining compliance with this “Limitation on Indebtedness and Preferred Stock” covenant, in the event that an item of Indebtedness meets the criteria of more than one of the types of Indebtedness described above, including under the proviso in the first sentence of clause (a) of this covenant, the Parent Guarantor, in its sole discretion, shall classify, and from time to time may reclassify, such item of Indebtedness.
- (d) For purposes of determining compliance with any U.S. dollar-denominated restriction on the Incurrence of Indebtedness, the U.S. dollar-equivalent principal amount of Indebtedness denominated in a foreign currency shall be calculated based on the relevant currency exchange rate in effect on the date such Indebtedness was Incurred, in the case of term Indebtedness, or first committed, in the case of revolving credit Indebtedness; *provided* that if such Indebtedness is Incurred to refinance other Indebtedness denominated in a foreign currency, and such refinancing would cause the applicable U.S. dollar-denominated restriction to be exceeded if calculated at the

relevant currency exchange rate in effect on the date of such refinancing, such U.S. dollar-denominated restriction shall be deemed not to have exceeded so long as the principal amount of such refinancing Indebtedness does not exceed the principal amount of such Indebtedness being refinanced. Notwithstanding any other provision of this covenant, the maximum amount of Indebtedness that may be Incurred pursuant to this covenant will not be deemed to be exceeded with respect to any outstanding Indebtedness due solely to the result of fluctuations in the exchange rate of currencies. The principal amount of any Indebtedness Incurred to refinance other Indebtedness, if Incurred in a different currency from the Indebtedness being refinanced, shall be calculated based on the currency exchange rate applicable to the currencies in which such refinancing Indebtedness is denominated that is in effect on the date of such refinancing.

- (e) Indebtedness permitted by this covenant need not be permitted solely by reference to one provision permitting such Indebtedness but may be permitted in part by one such provision and in part by one or more other provisions of this covenant permitting such Indebtedness.

Limitation on Restricted Payments

The Parent Guarantor will not, and will not permit any Restricted Subsidiary to, directly or indirectly (the payments or any other actions described in clauses (a) through (d) below being collectively referred to as “**Restricted Payments**”):

- (a) declare or pay any dividend or make any distribution on or with respect to the Parent Guarantor’s or any Restricted Subsidiary’s Capital Stock (other than dividends or distributions payable solely in shares of the Parent Guarantor’s or any Restricted Subsidiary’s Capital Stock (other than Disqualified Stock or Preferred Stock) or in options, warrants or other rights to acquire shares of such Capital Stock) held by Persons other than the Parent Guarantor or any Wholly Owned Restricted Subsidiary;
- (b) purchase, call for redemption or redeem, retire or otherwise acquire for value any shares of Capital Stock (including options, warrants or other rights to acquire such shares of Capital Stock) (i) of the Parent Guarantor held by any Persons other than the Parent Guarantor or any Restricted Subsidiary or (ii) of any Restricted Subsidiary held by any Affiliate of the Parent Guarantor (other than a Restricted Subsidiary);
- (c) make any voluntary or optional principal payment, or voluntary or optional redemption, repurchase, defeasance, or other acquisition or retirement for value, of Indebtedness that is subordinated in right of payment to the Notes or any Guarantee (excluding any intercompany Indebtedness between or among the Parent Guarantor and any Wholly Owned Restricted Subsidiary); or
- (d) make any Investment, other than a Permitted Investment;

if, at the time of, and after giving effect to, the proposed Restricted Payment:

- (A) a Default has occurred and is continuing or would occur as a result of such Restricted Payment;
- (B) the Parent Guarantor could not Incur at least US\$1.00 of Indebtedness under the proviso in the first sentence of clause (a) of the covenant under the caption “– Limitation on Indebtedness and Preferred Stock”; or
- (C) such Restricted Payment, together with the aggregate amount of all Restricted Payments made by the Parent Guarantor and its Restricted Subsidiaries after the Measurement Date (subject to the second succeeding paragraph), shall exceed the sum (without duplication) of:
 - (1) 50% of the aggregate amount of the Consolidated Net Income of the Parent Guarantor (or, if the Consolidated Net Income is a loss, minus 100% of the amount of such loss) accrued on a cumulative basis during the period (taken as one accounting period) beginning on the first day of the semi-annual period during which the Measurement Date occurred and ending on the last

day of the Parent Guarantor's most recently ended semi-annual period for which consolidated financial statements of the Parent Guarantor (which the Parent Guarantor shall use its reasonable best efforts to compile in a timely manner) are available (which may be internal consolidated financial statements) at the time of such Restricted Payment; plus

- (2) 100% of the aggregate Net Cash Proceeds received by the Parent Guarantor after the Measurement Date as a capital contribution to its common equity capital or from the issuance and sale of its Capital Stock (other than Disqualified Stock) to a Person who is not a Subsidiary of the Parent Guarantor, including any such Net Cash Proceeds received upon the exercise by a Person who is not a Subsidiary of the Parent Guarantor of any options, warrants or other rights to acquire Capital Stock of the Parent Guarantor (other than Disqualified Stock), in each case after deducting the amount of any such Net Cash Proceeds used to redeem, repurchase, defease or otherwise acquire or retire for value any Subordinated Indebtedness or Capital Stock of the Parent Guarantor; plus
- (3) the amount by which Indebtedness of the Parent Guarantor or any of its Restricted Subsidiaries is reduced on the Parent Guarantor's consolidated balance sheet upon the conversion or exchange (other than by a Subsidiary of the Parent Guarantor) subsequent to the Measurement Date of any Indebtedness of the Parent Guarantor or any of its Restricted Subsidiaries convertible or exchangeable into Capital Stock (other than Disqualified Stock) of the Parent Guarantor (less the amount of any cash, or the Fair Market Value of any other property, distributed by the Parent Guarantor upon such conversion or exchange); *provided, however*, that the foregoing amount shall not exceed the Net Cash Proceeds received by the Parent Guarantor or any Restricted Subsidiary from the sale of such Indebtedness; plus
- (4) an amount equal to the net reduction in Investments (other than reductions in Permitted Investments) that were made after the Measurement Date in any Person resulting from (a) payments of interest on Indebtedness, dividends or repayments of loans or advances by such Person, in each case to the Parent Guarantor or any Restricted Subsidiary (except, in each case, to the extent any such payment or proceeds are included in the calculation of Consolidated Net Income), (b) the unconditional release of a guarantee provided by the Parent Guarantor or a Restricted Subsidiary after the Measurement Date of an obligation of another Person, (c) to the extent that an Investment made after the Original Issue Date was, after such date, or is sold or otherwise liquidated or repaid for cash, the lesser of (x) cash return of capital with respect to such Investment (less the cost of disposition, if any) and (y) the initial amount of such Investment, (d) from redesignations of Unrestricted Subsidiaries as Restricted Subsidiaries, not to exceed, in each case, the amount of Investments (other than reductions in Permitted Investments) made by the Parent Guarantor or a Restricted Subsidiary after the Measurement Date in any such Person or Unrestricted Subsidiary or (e) any Person becoming a Restricted Subsidiary (whereupon all Investments made by the Parent Guarantor or any Restricted Subsidiary in such Person since the Measurement Date shall be deemed to have been made pursuant to clause (1) of the definition of "Permitted Investment") but only to the extent such Investments by the Parent Guarantor or any Restricted Subsidiary in such Person was a Restricted Payment made to the extent permitted under this paragraph (C); plus
- (5) 100% of any dividends received by the Parent Guarantor or a Restricted Subsidiary after the Measurement Date from an Unrestricted Subsidiary, to the extent that such dividends were not otherwise included in the Consolidated Net Income of the Parent Guarantor for such period; plus
- (6) 100% of the aggregate amount of net cash proceeds received by the Parent Guarantor or a Restricted Subsidiary after the Measurement Date from the sale of any Capital Stock of any Unrestricted Subsidiary, to the extent that such net cash proceeds were not otherwise included in the Consolidated Net Income of the Parent Guarantor for such period; plus
- (7) US\$50.0 million (or the Dollar Equivalent thereof).

The foregoing provision shall not be violated by reason of:

- (1) the payment of any dividend or redemption of any Capital Stock within 60 days after the related date of declaration or call for redemption if, at said date of declaration or call for redemption, such payment or redemption would comply with the preceding paragraph;
- (2) the redemption, repurchase, defeasance or other acquisition or retirement for value of Subordinated Indebtedness of the Issuer or any Guarantor with the Net Cash Proceeds of, or in exchange for, a substantially concurrent Incurrence of Permitted Refinancing Indebtedness;
- (3) the redemption, repurchase or other acquisition of Capital Stock of the Parent Guarantor or any Subsidiary Guarantor (or options, warrants or other rights to acquire such Capital Stock) in exchange for, or out of the Net Cash Proceeds of a substantially concurrent capital contribution or sale (other than to a Subsidiary of the Parent Guarantor) of, shares of Capital Stock (other than Disqualified Stock) of the Parent Guarantor or any Subsidiary Guarantor (or options, warrants or other rights to acquire such Capital Stock); *provided* that the amount of any such Net Cash Proceeds that are utilized for any such Restricted Payment will be excluded from clause (C)(2) of the preceding paragraph; *provided, however*, that any item that has been excluded pursuant to clause (C)(2) of the preceding paragraph will not be excluded again as a result of the proviso in this clause (3);
- (4) the redemption, repurchase, defeasance or other acquisition or retirement for value of Subordinated Indebtedness of the Parent Guarantor or any Subsidiary Guarantor in exchange for, or out of the Net Cash Proceeds of, a substantially concurrent sale (other than to a Subsidiary of the Parent Guarantor) of, shares of Capital Stock (other than Disqualified Stock) of the Parent Guarantor or any Subsidiary Guarantor (or options, warrants or other rights to acquire such Capital Stock); *provided* that the amount of any such Net Cash Proceeds that are utilized for any such Restricted Payment will be excluded from clause (C)(2) of the preceding paragraph; *provided, however*, that any item that has been excluded pursuant to clause (C)(2) of the preceding paragraph will not be excluded again as a result of the proviso in this clause (4);
- (5) the declaration and payment of any dividends or distributions declared, paid or made by a Restricted Subsidiary payable, on a *pro rata* basis or on a basis more favorable to the Parent Guarantor to all holders of any class of Capital Stock of such Restricted Subsidiary, a majority of which is held directly, or indirectly through Restricted Subsidiaries, by the Parent Guarantor or at least 50% of which is held directly, or indirectly through Restricted Subsidiaries, by the Parent Guarantor and where such Restricted Subsidiary is “controlled” and consolidated by the Parent Guarantor in accordance with GAAP;
- (6) the repurchase of Capital Stock deemed to occur upon the exercise of stock options to the extent that such Capital Stock represents a portion of the exercise price of those stock options;
- (7) dividends paid to, or the purchase of Capital Stock of any Restricted Subsidiary held by, any Trust Company Investor in respect of any Indebtedness or Preferred Stock outstanding on the Original Issue Date or permitted to be Incurred under paragraph (b)(19) of the “Limitation on Indebtedness and Preferred Stock” covenant;
- (8) the declaration and payment of dividends on the Common Stock of the Parent Guarantor by the Parent Guarantor in an aggregate amount not to exceed 10.0% of the distributable profits of the Parent Guarantor for such fiscal year; or
- (9) the redemption, repurchase or other acquisition of Capital Stock of any Restricted Subsidiary holding any real estate project; *provided* that not less than 70% of the aggregate gross planned floor area of the real estate projects held by such Restricted Subsidiary has been sold or pre-sold,

provided that, in the case of clause (2), (3), (4) or (8) above, no Default shall have occurred and be continuing or would occur as a consequence of the actions or payments set forth therein.

Each Restricted Payment permitted pursuant to clauses (1) and (8) of the preceding paragraph made after the Measurement Date shall be included in calculating whether the conditions of clause (C) of the first paragraph of this “Limitation on Restricted Payments” covenant have been met with respect to any subsequent Restricted Payments, and all Restricted Payments permitted pursuant to the other clauses of the preceding paragraph shall not be included in such calculation.

The amount of any Restricted Payments (other than cash) will be the Fair Market Value on the date of the Restricted Payment of the asset(s) or securities proposed to be transferred or issued by the Parent Guarantor or the Restricted Subsidiary, as the case may be, pursuant to the Restricted Payment. The value of any assets or securities that are required to be valued by this covenant will be the Fair Market Value. The Board of Directors’ determination of the Fair Market Value of a Restricted Payment or any such assets or securities must be based upon an opinion or appraisal issued by an appraisal or investment banking firm of recognized international standing if the Fair Market Value exceeds US\$10.0 million (or the Dollar Equivalent thereof).

Not later than the date of making any Restricted Payment in an amount in excess of US\$10.0 million (or the Dollar Equivalent thereof) (other than any Restricted Payments set forth in clauses (5) through (9) above), the Parent Guarantor will deliver to the Trustee an Officers’ Certificate stating that such Restricted Payment is permitted and setting forth the basis upon which the calculations required by this covenant under the caption “– Limitation on Restricted Payments” were computed, together with a copy of any fairness opinion or appraisal required by the Indenture.

Limitation on Dividend and Other Payment Restrictions Affecting Restricted Subsidiaries

- (a) Except as provided below, the Parent Guarantor will not, and will not permit any Restricted Subsidiary to, create or otherwise cause or permit to exist or become effective any encumbrance or restriction on the ability of any Restricted Subsidiary to:
 - (1) pay dividends or make any other distributions on any Capital Stock of such Restricted Subsidiary owned by the Parent Guarantor or any other Restricted Subsidiary;
 - (2) pay any Indebtedness or other obligation owed to the Parent Guarantor or any other Restricted Subsidiary;
 - (3) make loans or advances to the Parent Guarantor or any other Restricted Subsidiary; or
 - (4) sell, lease or transfer any of its property or assets to the Parent Guarantor or any other Restricted Subsidiary.
- (b) The provisions of paragraph (a) do not apply to any encumbrances or restrictions:
 - (1) existing in agreements as in effect on the Original Issue Date, or in the Notes, the Guarantees, the Indenture or under any *Pari Passu* Guarantee of the Issuer or any Guarantor, and any extensions, refinancings, renewals or replacements of any of the foregoing agreements; *provided* that the encumbrances and restrictions in any such extension, refinancing, renewal or replacement, taken as a whole, are no more restrictive than those encumbrances or restrictions that are then in effect and that are being extended, refinanced, renewed or replaced;
 - (2) existing under or by reason of applicable law (including any statute, rule, regulation or government order);
 - (3) existing with respect to any Person or the property or assets of such Person acquired by the Parent Guarantor or any Restricted Subsidiary, existing at the time of such acquisition and not incurred in contemplation thereof, which encumbrances or restrictions are not applicable to any Person or the property or assets of any Person other than such Person or the property or assets

of such Person so acquired, and any extensions, refinancings, renewals or replacements thereof; *provided* that the encumbrances and restrictions in any such extension, refinancing, renewal or replacement, taken as a whole, are no more restrictive than those encumbrances or restrictions that are then in effect and that are being extended, refinanced, renewed or replaced;

- (4) that otherwise would be prohibited by the provision described in clause (a)(4) of this covenant if they arise, or are agreed to in the ordinary course of business, and that (x) restrict in a customary manner the subletting, assignment or transfer of any property or asset that is subject to a lease or license, (y) exist by virtue of any Lien on, or agreement to transfer, option or similar right with respect to any property or assets of the Parent Guarantor or any Restricted Subsidiary not otherwise prohibited by the Indenture or (z) do not relate to any Indebtedness, and that do not, individually or in the aggregate, detract from the value of property or assets of the Parent Guarantor or any Restricted Subsidiary in any manner material to the Parent Guarantor or any Restricted Subsidiary;
- (5) with respect to a Restricted Subsidiary and imposed pursuant to an agreement that has been entered into for the sale or disposition of all or substantially all of the Capital Stock of, or property and assets of, such Restricted Subsidiary that is permitted by the “Limitation on Sales and Issuances of Capital Stock in Restricted Subsidiaries,” “Limitation on Indebtedness and Preferred Stock” and “Limitation on Asset Sales” covenants;
- (6) with respect to any PRC Restricted Subsidiary and imposed pursuant to an agreement that has been entered into for the Incurrence of Indebtedness permitted under clauses (a), (b)(7), (b)(14), (b)(16), (b)(17), (b)(18), (b)(19), (b)(20), (b)(21), (b)(22) or (b)(23) of the “Limitation on Indebtedness and Preferred Stock” covenant, if, as determined by the Board of Directors, such encumbrances or restrictions (x) are customary for such types of agreements and (y) would not, at the time agreed to, expected to materially and adversely affect the ability of the Issuer, the Guarantors to make required payments on the Notes or the Guarantees, as the case may be, and, with respect to (a), (b)(7), (b)(14), (b)(16), (b)(17), (b)(18), (b)(19), (b)(20), (b)(21), (b)(22) or (b)(23), any extensions, refinancings, renewals or replacements of any of the foregoing agreements; *provided* that the encumbrances and restrictions in any such extension, refinancing, renewal or replacement, taken as a whole, are no more restrictive in any material respect to the Holders than those encumbrances or restrictions that are then in effect and that are being extended, refinanced, renewed or replaced;
- (7) existing in customary provisions in joint venture agreements permitted under the Indenture and entered into with the approval of the Board of Directors, to the extent such encumbrance or restriction relates to the activities or assets of a Restricted Subsidiary that is a party to such joint venture and if (as determined in good faith by the Board of Directors) (x) the encumbrances or restrictions are customary for a joint venture and (y) the encumbrances or restrictions would not, at the time agreed to, be expected to materially adversely affect the ability of (i) the Issuer to make required payments on the Notes, (ii) the Parent Guarantor to make required payments on the Parent Guarantee, or (iii) any Subsidiary Guarantor to make required payments under its Subsidiary Guarantee, respectively; or
- (8) existing with respect to any Unrestricted Subsidiary or the property or assets of such Unrestricted Subsidiary that is designated as a Restricted Subsidiary in accordance with the terms of the Indenture at the time of such designation and not incurred in contemplation of such designation, which encumbrances or restrictions are not applicable to any Person or the property or assets of any Person other than such Unrestricted Subsidiary or its subsidiaries or the property or assets of such Unrestricted Subsidiary or its subsidiaries, and any extensions, refinancing, renewals or replacements thereof; *provided that*, the encumbrances and restrictions in any such extension, refinancing, renewal or replacement, taken as a whole, are no more restrictive in any material respect to the Holders than those encumbrances or restrictions that are then in effect and that are being extended, refinanced, renewed or replaced.

Limitation on Sales and Issuances of Capital Stock in Restricted Subsidiaries

The Parent Guarantor will not sell, and will not permit any Restricted Subsidiary, directly or indirectly, to issue or sell, any shares of Capital Stock of a Restricted Subsidiary (including options, warrants or other rights to purchase shares of such Capital Stock) except:

- (1) to the Parent Guarantor or a Wholly Owned Restricted Subsidiary, or in the case of a Restricted Subsidiary that is not Wholly Owned, pro rata to its shareholders or incorporators or on a basis more favorable to the Parent Guarantor;
- (2) to the extent such Capital Stock represents director's qualifying shares or is required by applicable law to be held by a Person other than the Parent Guarantor or a Wholly Owned Restricted Subsidiary;
- (3) the issuance or sale of Capital Stock of a Restricted Subsidiary if, immediately after giving effect to such issuance or sale, such Restricted Subsidiary would no longer constitute a Restricted Subsidiary and any remaining Investment in such Person would have been permitted to be made under the "– Limitation on Restricted Payments" covenant if made on the date of such issuance or sale; *provided* that the Parent Guarantor or such Restricted Subsidiary applies the Net Cash Proceeds of such issuance or sale in accordance with the "– Limitation on Asset Sales" covenant; and
- (4) the issuance or sale of Capital Stock of a Restricted Subsidiary (which remains a Restricted Subsidiary after any such issuance or sale); *provided* that the Parent Guarantor or such Restricted Subsidiary applies the Net Cash Proceeds of such issuance or sale in accordance with the "– Limitation on Asset Sales" covenant.

Limitation on Issuances of Guarantees by Restricted Subsidiaries

The Parent Guarantor will not permit any Restricted Subsidiary which is a Non-Guarantor Subsidiary, directly or indirectly, to guarantee any Indebtedness ("**Guaranteed Indebtedness**") of the Issuer, the Parent Guarantor or any other Subsidiary Guarantor (other than any Guarantee permitted under clause (b)(3) of the "– Limitation on Indebtedness and Preferred Stock" covenant and related Permitted Refinancing Indebtedness), unless (1) such Restricted Subsidiary simultaneously executes and delivers a supplemental indenture to the Indenture providing for an unsubordinated Subsidiary Guarantee of payment of the Notes by such Restricted Subsidiary and (2) such Restricted Subsidiary waives and will not in any manner whatsoever claim, or take the benefit or advantage of, any rights of reimbursement, indemnity or subrogation or any other rights against the Parent Guarantor or any other Restricted Subsidiary as a result of any payment by such Restricted Subsidiary under its Subsidiary Guarantee until the Notes have been paid in full.

If the Guaranteed Indebtedness (A) ranks *pari passu* in right of payment with the Notes or any Guarantee, then the guarantee of such Guaranteed Indebtedness shall rank *pari passu* in right of payment with, or subordinated to, the Notes, the Guarantee, as the case may be, or (B) is subordinated in right of payment to the Notes or any Guarantee, then the guarantee of such Guaranteed Indebtedness shall be subordinated in right of payment to the Notes, the Guarantee at least to the extent that the Guaranteed Indebtedness is subordinated to the Notes or the Guarantee.

Limitation on Transactions with Shareholders and Affiliates

The Parent Guarantor will not, and will not permit any Restricted Subsidiary to, directly or indirectly, enter into, renew or extend any transaction or arrangement (including, without limitation, the purchase, sale, lease or exchange of property or assets, or the rendering of any service) with (a) any holder (or any Affiliate of such holder) of 10% or more of any class of Capital Stock of the Parent Guarantor or (b) any Affiliate of the Parent Guarantor (each an "**Affiliate Transaction**"), unless:

- (1) the Affiliate Transaction is on terms that are no less favorable to the Parent Guarantor or the relevant Restricted Subsidiary than those that would have been obtained in a comparable arm's-length transaction by the Parent Guarantor or the relevant Restricted Subsidiary with a Person that is not an Affiliate of the Parent Guarantor or any Restricted Subsidiary; and

- (2) the Parent Guarantor delivers to the Trustee:
- (A) with respect to any Affiliate Transaction or series of related Affiliate Transactions involving aggregate consideration in excess of US\$5.0 million (or the Dollar Equivalent thereof), a Board Resolution set forth in an Officers' Certificate certifying that such Affiliate Transaction complies with this covenant and such Affiliate Transaction has been approved by a majority of the disinterested members of the Board of Directors; and
 - (B) with respect to any Affiliate Transaction or series of related Affiliate Transactions involving aggregate consideration in excess of US\$10.0 million (or the Dollar Equivalent thereof), in addition to the Board Resolution required in clause (2)(A) above, an opinion as to the fairness to the Parent Guarantor or the relevant Restricted Subsidiary of such Affiliate Transaction from a financial point of view issued by an accounting, appraisal or investment banking firm of recognized international standing.

The foregoing limitation does not limit, and shall not apply to:

- (1) the payment of reasonable and customary regular fees to directors of the Parent Guarantor who are not employees of the Parent Guarantor;
- (2) transactions between or among the Parent Guarantor and any of its Wholly Owned Restricted Subsidiaries or between or among Wholly Owned Restricted Subsidiaries;
- (3) any Restricted Payment of the type described in clause (a), (b) or (c) of the first paragraph of the covenant described above under the caption "– Limitation on Restricted Payments" if permitted by that covenant;
- (4) any sale of Capital Stock (other than Disqualified Stock) of the Parent Guarantor or any Incurrence by the Parent Guarantor or any Restricted Subsidiary of Subordinated Shareholder Loans;
- (5) the payment of compensation to officers and directors of the Parent Guarantor or any Restricted Subsidiary pursuant to an employee stock or share option scheme, so long as such scheme is in compliance with the listing rules of The Stock Exchange of Hong Kong Limited;
- (6) any employment agreement, employee benefit plan, officer or director indemnification agreement or any similar arrangement entered into by the Parent Guarantor or any of its Restricted Subsidiaries in the ordinary course of business and payments pursuant thereto; and
- (7) loans or advances to employees in the ordinary course of business not to exceed US\$1.0 million in the aggregate at any one time outstanding.

In addition, the requirements of clause (2) of the first paragraph of this covenant shall not apply to (i) Investments (other than Permitted Investments) not prohibited by the "Limitation on Restricted Payments" covenant, (ii) transactions pursuant to agreements in effect on the Original Issue Date and described in this Offering Memorandum, or any amendment or modification or replacement thereof, so long as such amendment, modification or replacement is not more disadvantageous to the Parent Guarantor and its Restricted Subsidiaries than the original agreement in effect on the Original Issue Date and (iii) any transaction between or among the Parent Guarantor and any Restricted Subsidiary that is not a Wholly Owned Restricted Subsidiary and between or among Restricted Subsidiaries that are not Wholly Owned Restricted Subsidiaries; *provided* that in the case of clause (iii) (a) such transaction is entered into in the ordinary course of business and (b) none of the minority shareholders or minority partners of or in such Restricted Subsidiary is a Person described in clauses (a) or (b) of the first paragraph of this covenant (other than by reason of such minority shareholder or minority partner being an officer or director of such Restricted Subsidiary).

Limitation on Liens

The Parent Guarantor will not, and will not permit any Restricted Subsidiary to, directly or indirectly, incur, assume or permit to exist any Lien on the Capital Stock of the Issuer or any Subsidiary Guarantor, unless the Notes are secured equally and ratably with (or, if the obligation or liability to be secured by such Lien is subordinated in right of payment to the Notes, prior to) such Lien (except for paragraph (1) of the definition of “Permitted Liens”).

The Parent Guarantor will not, and will not permit any Restricted Subsidiary to, directly or indirectly, incur, assume or permit to exist any Lien of any nature whatsoever on any of its assets or properties of any kind, whether owned at the Original Issue Date or thereafter acquired, except Permitted Liens, unless the Notes are secured equally and ratably with (or, if the obligation or liability to be secured by such Lien is subordinated in right of payment to the Notes, prior to) such Lien.

Limitation on Sale-Leaseback Transactions

The Parent Guarantor will not, and will not permit any Restricted Subsidiary to, enter into any Sale and Leaseback Transaction; *provided* that the Parent Guarantor or any Restricted Subsidiary may enter into a Sale and Leaseback Transaction if:

- (a) the Parent Guarantor or any Restricted Subsidiary could have (1) incurred Indebtedness in an amount equal to the Attributable Indebtedness relating to such Sale and Leaseback Transaction under the proviso in the first sentence of clause (a) of the covenant described above under “– Limitation on Indebtedness and Preferred Stock” and (2) incurred a Lien to secure such Indebtedness pursuant to the covenant described above under the caption “– Limitation on Liens,” in which case, the corresponding Indebtedness and Lien will be deemed incurred pursuant to those provisions;
- (b) the gross cash proceeds of that Sale and Leaseback Transaction are at least equal to the Fair Market Value of the property that is the subject of such Sale and Leaseback Transaction; and
- (c) the transfer of assets in that Sale and Leaseback Transaction is permitted by, and the Parent Guarantor or any Restricted Subsidiary applies the proceeds of such transaction in compliance with, the covenant described below under the caption “– Limitation on Asset Sales.”

Limitation on Asset Sales

The Parent Guarantor will not, and will not permit any Restricted Subsidiary to, consummate any Asset Sale, unless:

- (a) no Default shall have occurred and be continuing or would occur as a result of such Asset Sale;
- (b) the consideration received by the Parent Guarantor or such Restricted Subsidiary, as the case may be, is at least equal to the Fair Market Value of the assets sold or disposed of; and
- (c) at least 75% of the consideration received consists of cash, Temporary Cash Investments or Replacement Assets; *provided* that in the case of an Asset Sale in which the Parent Guarantor or such Restricted Subsidiary receives Replacement Assets involving aggregate consideration in excess of US\$10.0 million (or the Dollar Equivalent thereof), the Parent Guarantor shall deliver to the Trustee an opinion as to the fairness to the Parent Guarantor or such Restricted Subsidiary of such Asset Sale from a financial point of view issued by an accounting, appraisal or investment banking firm of international standing. For purposes of this provision, each of the following will be deemed to be cash:
 - (A) any liabilities, as shown on the Parent Guarantor’s most recent consolidated balance sheet, of the Parent Guarantor or any Restricted Subsidiary (other than contingent liabilities and liabilities that are by their terms subordinated to the Notes or any Guarantee) that are assumed by the transferee of any such assets pursuant to a customary assumption, assignment, novation or similar agreement that releases the Parent Guarantor or such Restricted Subsidiary from further liability; and

- (B) any securities, notes or other obligations received by the Parent Guarantor or any Restricted Subsidiary from such transferee that are promptly, but in any event within 30 days of closing, converted by the Parent Guarantor or such Restricted Subsidiary into cash, to the extent of the cash received in that conversion.

Within 360 days after the receipt of any Net Cash Proceeds from an Asset Sale, the Parent Guarantor (or any Restricted Subsidiary) may apply such Net Cash Proceeds to:

- (1) permanently repay Senior Indebtedness of the Issuer, any Guarantor or any Restricted Subsidiary (and, if such Senior Indebtedness repaid is revolving credit Indebtedness, to correspondingly reduce commitments with respect thereto) in each case owing to a Person other than the Parent Guarantor or a Restricted Subsidiary; or
- (2) acquire properties and assets that replace the properties and assets that were the subject of such Asset Sale or Replacement Assets.

On the 361st day after an Asset Sale or such earlier date, if any, as the Parent Guarantor determines not to apply the Net Cash Proceeds relating to such Asset Sale as set forth in preceding paragraph (such date being referred as an “Excess Proceeds Trigger Date”), such aggregate amount of Net Cash Proceeds that has not been applied on or before the Excess Proceeds Trigger Date as permitted in the preceding paragraph (“**Excess Proceeds**”) will be applied by the Issuer or the Parent Guarantor to make an Offer to Purchase to all Holders of Notes and all holders of other Indebtedness that is *pari passu* with the Notes or any Guarantee containing provisions similar to those set forth in the Indenture with respect to offers to purchase with the proceeds of sales of assets, to purchase the maximum principal amount of Notes and such other *pari passu* Indebtedness that may be purchased out of the Excess Proceeds. The offer price in any Offer to Purchase will be equal to 100% of the principal amount of the Notes and such other *pari passu* Indebtedness plus accrued and unpaid interest, if any, to (but not including) the date of purchase, and will be payable in cash.

The Parent Guarantor may defer the Offer to Purchase until there are aggregate unutilized Excess Proceeds equal to or in excess of US\$10.0 million (or the Dollar Equivalent thereof) resulting from one or more Asset Sales, at which time, within 10 days thereof, the entire unutilized amount of Excess Proceeds will be applied as provided in the preceding paragraph. If any Excess Proceeds remain after consummation of an Offer to Purchase, the Parent Guarantor may use such Excess Proceeds for any purpose not otherwise prohibited by the Indenture. If the aggregate principal amount of Notes and such other *pari passu* Indebtedness tendered into such Offer to Purchase exceeds the amount of Excess Proceeds, the Notes and such other *pari passu* Indebtedness will be purchased on a *pro rata* basis based on the principal amount of Notes and such other *pari passu* Indebtedness tendered. Upon completion of each Offer to Purchase, the Excess Proceeds subject to such Asset Sale will no longer be deemed to be Excess Proceeds.

Limitation on the Parent Guarantor’s Business Activities

The Parent Guarantor will not, and will not permit any Restricted Subsidiary to, directly or indirectly, engage in any business other than a Permitted Business; *provided, however*, that the Parent Guarantor or any Restricted Subsidiary may own Capital Stock of an Unrestricted Subsidiary or joint venture or other entity that is engaged in a business other than Permitted Business as long as any Investment therein was not prohibited when made by the covenant under the caption “– Limitation on Restricted Payments.”

Use of Proceeds

The Issuer will not, and the Parent Guarantor will not and will not permit any Restricted Subsidiary to, use the net proceeds from the sale of the Notes, in any amount, for any purpose other than (a) in the approximate amounts and for the purposes specified under the caption “Use of Proceeds” in this Offering Memorandum (or, in the case of any Additional Notes, the offering document relating to the sale of such Additional Notes) and (b) pending the application of all of such net proceeds in such manner, to invest the portion of such net proceeds not yet so applied in Temporary Cash Investments.

Designation of Restricted and Unrestricted Subsidiaries

The Board of Directors may designate any Restricted Subsidiary (other than the Issuer) to be an Unrestricted Subsidiary; *provided* that (a) no Default shall have occurred and be continuing at the time of or after giving effect to such designation; (b) neither the Parent Guarantor nor any Restricted Subsidiary guarantees or provides credit support for the Indebtedness of such Restricted Subsidiary; (c) such Restricted Subsidiary has no outstanding Indebtedness that could trigger a cross-default to the Indebtedness of the Parent Guarantor at the time of the designation; (d) such Restricted Subsidiary does not own any Disqualified Stock of the Parent Guarantor or Disqualified or Preferred Stock of another Restricted Subsidiary or hold any Indebtedness of, or Lien on any property of the Parent Guarantor or any Restricted Subsidiary, if such Disqualified or Preferred Stock or Indebtedness could not be Incurred under the covenant described under the caption “– Limitation on Indebtedness and Preferred Stock” or such Lien would violate the covenant described under the caption “– Limitation on Liens”; (e) such Restricted Subsidiary does not own any Voting Stock of another Restricted Subsidiary, and all of its Subsidiaries are Unrestricted Subsidiaries or are being concurrently designated as Unrestricted Subsidiaries in accordance with this paragraph; and (f) the Investment deemed to have been made thereby in such newly designated Unrestricted Subsidiary and each other newly designated Unrestricted Subsidiary being concurrently redesignated would be permitted to be made by the covenant described under “– Limitation on Restricted Payments.” The Parent Guarantor will notify the Trustee in the event of such designation by the Board of Directors.

The Board of Directors may designate any Unrestricted Subsidiary to be a Restricted Subsidiary; *provided* that (a) no Default shall have occurred and be continuing at the time of or after giving effect to such designation; (b) any Indebtedness of such Unrestricted Subsidiary outstanding at the time of such designation which will be deemed to have been Incurred by such newly designated Restricted Subsidiary as a result of such designation would be permitted to be Incurred by the covenant described under the caption “– Limitation on Indebtedness and Preferred Stock”; (c) any Lien on the property of such Unrestricted Subsidiary at the time of such designation which will be deemed to have been incurred by such newly designated Restricted Subsidiary as a result of such designation would be permitted to be incurred by the covenant described under the caption “– Limitation on Liens”; (d) such Unrestricted Subsidiary is not a Subsidiary of another Unrestricted Subsidiary (that is not concurrently being designated as a Restricted Subsidiary); and (e) if such Restricted Subsidiary is not organized under the laws of the PRC, such Restricted Subsidiary shall upon such designation execute and deliver to the Trustee a supplemental indenture to the Indenture by which such Restricted Subsidiary shall become a Subsidiary Guarantor. All designations must be evidenced by a Board Resolution delivered to the Trustee certifying compliance with the preceding provisions.

Government Approvals and Licenses; Compliance with Law

The Parent Guarantor will, and will cause each Restricted Subsidiary to (a) obtain and maintain in full force and effect all governmental approvals, authorizations, consents, permits, concessions and licenses as are necessary to engage in the Permitted Business, (b) preserve and maintain good and valid title to its properties and assets (including land-use rights) free and clear of any Liens other than Permitted Liens and (c) comply with all laws, regulations, orders, judgments and decrees of any governmental body, except to the extent that failure so to obtain, maintain, preserve and comply would not reasonably be expected to have a material adverse effect on (1) the business, results of operations or prospects of the Parent Guarantor and its Restricted Subsidiaries taken as a whole or (2) the ability of the Issuer, the Parent Guarantor or any Subsidiary Guarantor to perform its obligations under the Notes, the Parent Guarantee, the Subsidiary Guarantee or the Indenture.

Anti-Layering

The Issuer will not Incur, and the Parent Guarantor will not and will not permit any Subsidiary Guarantor to Incur, any Indebtedness if such Indebtedness is contractually subordinated in right of payment to any other Indebtedness of the Issuer, the Parent Guarantor or such Subsidiary Guarantor, as the case may be, unless such Indebtedness is also contractually subordinated in right of payment to the Notes, the Parent Guarantee or the applicable Subsidiary Guarantee on substantially identical terms. This does not apply to distinctions between categories of Indebtedness that exist by reason of any Liens or guarantees securing or in favor of some but not all of such Indebtedness or secured on a junior priority basis.

Suspension of Certain Covenants when Notes Are Rated Investment Grade

If, on any date following the date of the Indenture, the Notes have an Investment Grade Rating from two of the three Rating Agencies and no Default or Event of Default has occurred and is continuing (a “**Suspension Event**”), then, beginning on that day and continuing until such time, if any, at which the Notes cease to have an Investment Grade Rating from none of the Rating Agencies, the provisions of the Indenture summarized under the following captions will not apply to the Notes:

- (1) “– Certain Covenants – Limitation on Indebtedness and Preferred Stock”;
- (2) “– Certain Covenants – Limitation on Restricted Payments”;
- (3) “– Certain Covenants – Limitation on Dividend and Other Payment Restrictions Affecting Restricted Subsidiaries”;
- (4) “– Certain Covenants – Limitation on Sales and Issuances of Capital Stock in Restricted Subsidiaries”;
- (5) “– Certain Covenants – Limitation on Issuances of Guarantees by Restricted Subsidiaries”;
- (6) clause (d) of the first paragraph and clause (D) of the second paragraph of “– Consolidation, Merger and Sales of Assets”;
- (7) “– Certain Covenants – Limitation on Sale-Leaseback Transactions”;
- (8) “– Certain Covenants – Limitation on Asset Sales”;
- (9) “– Certain Covenants – Limitation on the Company’s Business Activities”; and
- (10) clause (2)(B) under the first paragraph of “– Certain Covenants – Limitation on Transactions with Shareholders and Affiliates.”

During any period that the foregoing covenants have been suspended, the Board of Directors may not designate any Restricted Subsidiary as an Unrestricted Subsidiary pursuant to the covenant summarized under the caption entitled “– Certain Covenants – Designation of Restricted and Unrestricted Subsidiaries.”

Such covenants will be reinstituted and apply according to their terms from the first day on which a Suspension Event ceases to be in effect. Such covenants will not, however, be of any effect with regard to actions of the Company or any Restricted Subsidiary properly taken in compliance with the provisions of the Indenture during the continuance of the Suspension Event, and following reinstatement the calculations under the covenant summarized under the “Limitation on Restricted Payments” covenant will be made as if it had been in effect since the date of the Indenture except that no Default will be deemed to have occurred solely by reason of a Restricted Payment made while that covenant was suspended. There can be no assurance that the Notes will ever achieve a rating of Investment Grade or that any such rating will be maintained.

PROVISION OF FINANCIAL STATEMENTS AND REPORTS

- (a) So long as any of the Notes remain outstanding, the Parent Guarantor will file with the Trustee and furnish to the Holders upon request, as soon as they are available but in any event not more than 10 calendar days after they are filed with The Stock Exchange of Hong Kong Limited or any other recognized stock exchange on which the Parent Guarantor's Common Stock is at any time listed for trading, true and correct copies of any financial or other report in the English language filed with such exchange; *provided* that, if at any time the Common Stock of the Parent Guarantor ceases to be listed for trading on The Stock Exchange of Hong Kong Limited or any other recognized stock exchange, the Parent Guarantor will file with the Trustee and furnish to the Holders:
- (1) as soon as they are available, but in any event within 90 calendar days after the end of the fiscal year of the Parent Guarantor, copies of its financial statements (on a consolidated basis) in respect of such financial year (including a statement of income, balance sheet and cash flow statement) audited by a member firm of an internationally recognized firm of independent accountants;
 - (2) as soon as they are available, but in any event within 45 calendar days after the end of the first semi-annual period of the Parent Guarantor, copies of its financial statements (on a consolidated basis) in respect of such half-year period (including a statement of income, balance sheet and cash flow statement) reviewed by a member firm of an internationally recognized firm of independent accountants; and
 - (3) as soon as they are available, but in any event within 45 calendar days after the end of each of the first and third financial quarter of the Parent Guarantor, copies of its unaudited financial statements (on a consolidated basis), including a statement of income, balance sheet and cash flow statement, prepared on a basis consistent with the audited financial statements of the Parent Guarantor together with a certificate signed by the person then authorized to sign financial statements on behalf of the Parent Guarantor to the effect that such financial statements are true in all material respects and present fairly the financial position of the Parent Guarantor as at the end of, and the results of its operations for, the relevant quarterly period.
- (b) In addition, so long as any of the Notes remain outstanding, the Parent Guarantor will provide to the Trustee (1) within 120 days after the close of each fiscal year, an Officers' Certificate stating the Fixed Charge Coverage Ratio with respect to the two most recent semi-annual periods and showing in reasonable detail the calculation of the Fixed Charge Coverage Ratio, including the arithmetic computations of each component of the Fixed Charge Coverage Ratio; and (2) as soon as possible and in any event within 30 days after the Parent Guarantor becomes aware or should reasonably become aware of the occurrence of a Default, an Officers' Certificate setting forth the details of the Default, and the action which the Parent Guarantor proposes to take with respect thereto. The Trustee shall not be responsible for the determination of the Fixed Charge Coverage Ratio or the verification thereof in the Officers' Certificate.

Any financial statements provided by the Parent Guarantor will be in English language or will be accompanied by an English translation.

EVENTS OF DEFAULT

The following events will be defined as "Events of Default" in the Indenture:

- (a) default in the payment of principal of (or premium, if any, on) the Notes when the same becomes due and payable at maturity, upon acceleration, redemption or otherwise;
- (b) default in the payment of interest on any Note when the same becomes due and payable, and such default continues for a period of 30 consecutive days;

- (c) default in the performance or breach of the provisions of the covenants described under “– Consolidation, Merger and Sale of Assets,” the failure by the Issuer or the Parent Guarantor to make or consummate an Offer to Purchase in the manner described under the captions “– Repurchase of Notes upon a Change of Control Triggering Event” or “– Certain Covenants – Limitation on Asset Sales;”
- (d) the Parent Guarantor or any Restricted Subsidiary defaults in the performance of or breaches any other covenant or agreement in the Indenture or under the Notes (other than a default specified in clause (a), (b) or (c) above) and such default or breach continues for a period of 30 consecutive days after written notice by the Trustee or the Holders of 25% or more in aggregate principal amount of the Notes;
- (e) there occurs with respect to any Indebtedness of the Parent Guarantor or any Restricted Subsidiary having an outstanding principal amount of US\$7.5 million (or the Dollar Equivalent thereof) or more in the aggregate for all such Indebtedness of all such Persons, whether such Indebtedness now exists or shall hereafter be created, (1) an event of default that has caused the holder thereof to declare such Indebtedness to be due and payable prior to its Stated Maturity and/or (2) the failure to make a principal payment when due (after giving effect to any applicable grace period);
- (f) any final judgment or order for the payment of money in excess of US\$7.5 million (or the Dollar Equivalent thereof) in the aggregate for all such final judgments or orders shall be rendered against the Parent Guarantor or any Restricted Subsidiary and shall not be paid or discharged for a period of 60 consecutive days during which a stay of enforcement, by reason of a pending appeal or otherwise, is not in effect;
- (g) an involuntary case or other proceeding is commenced against the Parent Guarantor, any Restricted Subsidiary that is a Significant Subsidiary or any group of Restricted Subsidiaries that, taken together, would constitute a Significant Subsidiary with respect to it or its debts under any applicable bankruptcy, insolvency or other similar law now or hereafter in effect seeking the appointment of a receiver, liquidator, assignee, custodian, trustee, sequestrator or similar official of the Parent Guarantor, any Restricted Subsidiary that is a Significant Subsidiary or any group of Restricted Subsidiaries that, taken together, would constitute a Significant Subsidiary or for any substantial part of the property and assets of the Parent Guarantor, any Restricted Subsidiary that is a Significant Subsidiary or any group of Restricted Subsidiaries that, taken together, would constitute a Significant Subsidiary and such involuntary case or other proceeding remains undismissed and unstayed for a period of 60 consecutive days; or an order for relief is entered against the Parent Guarantor, any Restricted Subsidiary that is a Significant Subsidiary or any group of Restricted Subsidiaries that, taken together, would constitute a Significant Subsidiary under any applicable bankruptcy, insolvency or other similar law as now or hereafter in effect;
- (h) the Parent Guarantor, any Restricted Subsidiary that is a Significant Subsidiary or any group of Restricted Subsidiaries that, taken together, would constitute a Significant Subsidiary (1) commences a voluntary case under any applicable bankruptcy, insolvency or other similar law now or hereafter in effect, or consents to the entry of an order for relief in an involuntary case under any such law, (2) consents to the appointment of or taking possession by a receiver, liquidator, assignee, custodian, trustee, sequestrator or similar official of the Parent Guarantor, any Restricted Subsidiary that is a Significant Subsidiary or any group of Restricted Subsidiaries that, taken together, would constitute a Significant Subsidiary or for all or substantially all of the property and assets of the Parent Guarantor, any Restricted Subsidiary that is a Significant Subsidiary or any group of Restricted Subsidiaries that, taken together, would constitute a Significant Subsidiary or (3) effects any general assignment for the benefit of creditors; or
- (i) the Parent Guarantor, any Subsidiary Guarantor denies or disaffirms its obligations under its Guarantee or, except as permitted by the Indenture, any Guarantee is determined to be unenforceable or invalid or shall for any reason cease to be in full force and effect.

If an Event of Default (other than an Event of Default specified in clause (g) or (h) above) occurs and is continuing under the Indenture, the Trustee or the Holders of at least 25% in aggregate principal amount of the Notes, then outstanding, by written notice to the Issuer (and to the Trustee if such notice is given by the Holders), may, and the Trustee at the request of such Holders shall (subject to receiving indemnity and/or security to its satisfaction), declare the principal of, premium, if any, and accrued and unpaid interest on the Notes to be immediately due and payable. Upon a declaration of acceleration, such principal of, premium, if any, and accrued and unpaid interest shall be immediately due and payable. If an Event of Default specified in clause (g) or (h) above occurs with respect to the Parent Guarantor, any Restricted Subsidiary that is a Significant Subsidiary or any group of Restricted Subsidiaries that, taken together, would constitute a Significant Subsidiary, the principal of, premium, if any, and accrued and unpaid interest on the Notes then outstanding shall automatically become and be immediately due and payable without any declaration or other act on the part of the Trustee or any Holder.

The Holders of at least a majority in principal amount of the outstanding Notes by written notice to the Issuer and to the Trustee, may waive all past defaults and rescind and annul a declaration of acceleration and its consequences if:

- (x) all existing Events of Default, other than the nonpayment of the principal of, premium, if any, and interest on the Notes that have become due solely by such declaration of acceleration, have been cured or waived, and
- (y) the rescission would not conflict with any judgment or decree of a court of competent jurisdiction.

Upon such waiver, the Default will cease to exist, and any Event of Default arising therefrom will be deemed to have been cured, but no such waiver will extend to any subsequent or other Default or impair any right consequent thereon.

If an Event of Default occurs and is continuing, the Trustee may pursue, in its own name or as trustee of an express trust, any available remedy by proceeding at law or in equity to collect the payment of principal of and interest on the Notes or to enforce the performance of any provision of the Notes or the Indenture. The Trustee may maintain a proceeding even if it does not possess any of the Notes or does not produce any of them in the proceeding.

The Holders of at least a majority in aggregate principal amount of the outstanding Notes may direct the time, method and place of conducting any proceeding for any remedy available to the Trustee or exercising any trust or power conferred on the Trustee. However, the Trustee may refuse to follow any direction that is unclear, conflicting, equivocal or conflicts with law or the Indenture, that may involve the Trustee in personal liability, or that the Trustee determines in good faith may be unduly prejudicial to the rights of Holders not joining in the giving of such direction and may take any other action it deems proper that is not inconsistent with any such direction received from Holders. Prior to taking any action under the Indenture, the Trustee will be entitled to security and indemnification satisfactory to it in its sole and absolute discretion against all losses and expenses caused by taking or not taking such action. A Holder may not institute any proceeding, judicial or otherwise, with respect to the Indenture or the Notes, or for the appointment of a receiver or trustee, or for any other remedy with respect to the Indenture or the Notes unless:

- (1) the Holder has previously given the Trustee written notice of a continuing Event of Default;
- (2) the Holders of at least 25% in aggregate principal amount of outstanding Notes make a written request to the Trustee to pursue the remedy;
- (3) such Holder or Holders offer the Trustee indemnity and/or security satisfactory to the Trustee against any costs, liability or expense;

- (4) the Trustee does not comply with the request within 60 days after receipt of the request and the offer of indemnity and/or security satisfactory to it; and
- (5) during such 60-day period, the Holders of a majority in aggregate principal amount of the outstanding Notes do not give the Trustee a written direction that is inconsistent with the request.

However, such limitations do not apply to the right of any Holder to receive payment of the principal of, premium, if any, or interest on, such Note or to bring suit for the enforcement of any such payment, on or after the due date expressed in the Notes, which right shall not be impaired or affected without the consent of the Holder.

Officers of the Parent Guarantor must certify to the Trustee in writing, on or before a date not more than 120 days after the end of each fiscal year, that a review has been conducted of the activities of the Parent Guarantor and its Restricted Subsidiaries and the Parent Guarantor's and its Restricted Subsidiaries' performance under the Indenture and that the Issuer and each of the Guarantors has fulfilled all respective obligations thereunder, or, if there has been a default in the fulfillment of any such obligation, specifying each such default and the nature and status thereof. The Trustee and the Agents need not do anything to ascertain whether any Event of Default or Default has occurred or is continuing and will not be responsible to Holders or any other person for any loss arising from any failure by it to do so, and the Trustee or the Agents may assume that no such Event of Default or Default has occurred and that the Issuer and each of the Guarantors is performing all of their respective obligations under the Indenture, the Notes and the respective Guarantees unless a Responsible Officer of the Trustee received written notice of the occurrence of such Event of Default or Default or facts establishing that the Issuer and/or the Guarantors are not performing of their respective obligations under the Indenture, the Notes and the respective Guarantees or an Event of Default or Default has occurred. Neither the Trustee nor the Agents shall be required to verify any information in such notice.

CONSOLIDATION, MERGER AND SALE OF ASSETS

- (1) The Issuer will not consolidate with, merge with or into another Person, permit any Person to merge with or into it, or sell, convey, transfer, lease or otherwise dispose of all or substantially all of its properties and assets (computed on a consolidated basis) (as an entirety or substantially an entirety in one transaction or a series of related transactions), unless:
 - (a) the Issuer shall be the continuing Person, or the Person (if other than it) formed by such consolidation or merger or that acquired or leased such property and assets (the “**Issuer Surviving Person**”) shall be a corporation organized and validly existing under the laws of Bermuda, the Cayman Islands, the British Virgin Islands or Hong Kong and shall expressly assume, by a supplemental indenture to the Indenture, executed and delivered to the Trustee, all the obligations of the Issuer under the Indenture and the Notes, as the case may be, and the Indenture and the Notes, as the case may be, shall remain in full force and effect;
 - (b) immediately after giving effect to such transaction, no Default shall have occurred and be continuing;
 - (c) immediately after giving effect to such transaction on a pro forma basis, the Parent Guarantor shall have a Consolidated Net Worth equal to or greater than the Consolidated Net Worth of the Parent Guarantor immediately prior to such transaction;
 - (d) immediately after giving effect to such transaction on a pro forma basis, the Parent Guarantor could Incur at least US\$1.00 of Indebtedness under the proviso in the first sentence of clause (a) of the covenant under the caption “– Certain Covenants – Limitation on Indebtedness and Preferred Stock”;
 - (e) the Issuer delivers to the Trustee (1) an Officers' Certificate (attaching the arithmetic computations to demonstrate compliance with clauses (c) and (d)) and (2) an Opinion of Counsel, in each case stating that such transaction and such supplemental indenture complies with this provision and that all conditions precedent provided for herein relating to such transaction have been complied with;

- (f) the Parent Guarantor, unless the Parent Guarantor is the Person with which the Issuer has entered into a transaction described under this covenant, shall execute and deliver a supplemental indenture to the Indenture confirming that the Parent Guarantee shall apply to the obligations of the Issuer or the Issuer Surviving Person, as the case may be, in accordance with the Notes and the Indenture;
 - (g) each Subsidiary Guarantor, unless such Subsidiary Guarantor is the Person with which the Issuer has entered into a transaction described under this covenant, shall execute and deliver a supplemental indenture to the Indenture confirming that its Subsidiary Guarantee shall apply to the obligations of the Issuer or the Issuer Surviving Person, as the case may be, in accordance with the Notes and the Indenture; and
 - (h) no Rating Decline shall have occurred.
- (2) The Parent Guarantor will not consolidate with, merge with or into another Person, permit any Person to merge with or into it, or sell, convey, transfer, lease or otherwise dispose of all or substantially all of its and its Restricted Subsidiaries' properties and assets (computed on a consolidated basis) (as an entirety or substantially an entirety in one transaction or a series of related transactions), unless:
- (a) the Parent Guarantor shall be the continuing Person, or the Person (if other than it) formed by such consolidation or merger or that acquired or leased such property and assets (the **"Parent Guarantor Surviving Person"**) shall be a corporation organized and validly existing under the laws of Bermuda, the Cayman Islands, the British Virgin Islands or Hong Kong and shall expressly assume, by a supplemental indenture to the Indenture, executed and delivered to the Trustee, all the obligations of the Parent Guarantor under the Indenture and the Parent Guarantee, as the case may be, and the Indenture and the Parent Guarantee, as the case may be, shall remain in full force and effect;
 - (b) immediately after giving effect to such transaction, no Default shall have occurred and be continuing;
 - (c) immediately after giving effect to such transaction on a pro forma basis, the Parent Guarantor or the Parent Guarantor Surviving Person, as the case may be, shall have a Consolidated Net Worth equal to or greater than the Consolidated Net Worth of the Parent Guarantor immediately prior to such transaction;
 - (d) immediately after giving effect to such transaction on a pro forma basis, the Parent Guarantor or the Parent Guarantor Surviving Person, as the case may be, could Incur at least US\$1.00 of Indebtedness under the proviso in the first sentence of clause (a) of the covenant under the caption **"– Certain Covenants – Limitation on Indebtedness and Preferred Stock"**;
 - (e) the Parent Guarantor delivers to the Trustee (1) an Officers' Certificate (attaching the arithmetic computations to demonstrate compliance with clauses (c) and (d)) and (2) an Opinion of Counsel, in each case stating that such transaction and such supplemental indenture complies with this provision and that all conditions precedent provided for herein relating to such transaction have been complied with;
 - (f) each Subsidiary Guarantor, unless such Subsidiary Guarantor is the Person with which the Parent Guarantor has entered into a transaction described under this covenant, shall execute and deliver a supplemental indenture to the Indenture confirming that its Subsidiary Guarantee shall apply to the obligations of the Issuer in accordance with the Notes and the Indenture; and
 - (g) no Rating Decline shall have occurred.

- (3) No Subsidiary Guarantor will consolidate with or merge with or into another Person, permit any Person to merge with or into it, or sell, convey, transfer, lease or otherwise dispose of all or substantially all of its and its Restricted Subsidiaries' properties and assets (computed on a consolidated basis) (as an entirety or substantially an entirety in one transaction or a series of related transactions) to another Person (other than the Issuer, the Parent Guarantor or another Subsidiary Guarantor), unless:
- (A) such Subsidiary Guarantor shall be the continuing Person, or the Person (if other than it) formed by such consolidation or merger or that acquired or leased such property and assets shall be the Issuer, the Parent Guarantor, another Subsidiary Guarantor or shall become a Subsidiary Guarantor concurrently with the transaction, in each case by executing and delivering to the Trustee a supplemental indenture to the Indenture;
 - (B) immediately after giving effect to such transaction, no Default shall have occurred and be continuing;
 - (C) immediately after giving effect to such transaction on a pro forma basis, the Parent Guarantor shall have a Consolidated Net Worth equal to or greater than the Consolidated Net Worth of the Parent Guarantor immediately prior to such transaction;
 - (D) immediately after giving effect to such transaction on a pro forma basis, the Parent Guarantor could Incur at least US\$1.00 of Indebtedness under the proviso in the first sentence of clause (a) of the covenant under the caption “– Certain Covenants – Limitation on Indebtedness and Preferred Stock”;
 - (E) the Issuer delivers to the Trustee (1) an Officers' Certificate (attaching the arithmetic computations to demonstrate compliance with clauses (C) and (D)) and (2) an Opinion of Counsel, in each case stating that such transaction and the relevant supplemental indenture complies with this provision and that all conditions precedent provided for herein relating to such transaction have been complied with; and
 - (F) no Rating Decline shall have occurred;

provided that this paragraph shall not apply to any sale or other disposition that complies with the “Limitation on Asset Sales” covenant or any Subsidiary Guarantor whose Subsidiary Guarantee is unconditionally released in accordance with the provisions described under “The Subsidiary Guarantees – Release of Subsidiary Guarantees.”

The foregoing requirements shall not apply to a consolidation or merger of any Subsidiary Guarantor with and into the Issuer, the Parent Guarantor or any other Subsidiary Guarantor, so long as the Issuer, the Parent Guarantor or such Subsidiary Guarantor survives such consolidation or merger.

Although there is a limited body of case law interpreting the phrase “substantially all,” there is no precise established definition of the phrase under applicable law. Accordingly, in certain circumstances there may be a degree of uncertainty as to whether a particular transaction would involve “all or substantially all” of the property or assets of a Person.

The foregoing provisions would not necessarily afford Holders protection in the event of highly leveraged or other transactions involving the Issuer or any Guarantor that may adversely affect Holders.

NO PAYMENTS FOR CONSENTS

The Parent Guarantor will not, and shall not permit any of its Subsidiaries to, directly or indirectly, pay or cause to be paid any consideration, whether by way of interest, fee or otherwise, to any Holder for or as an inducement to any consent, waiver or amendment of any of the terms or provisions of the Indenture, the Notes or any Guarantee unless such consideration is offered to be paid or is paid to all Holders that consent, waive or agree to amend in the time frame set forth in the solicitation documents relating to such consent, waiver or amendment.

Notwithstanding the foregoing, in any offer or payment of consideration for, or as an inducement to, any consent, waiver or amendment of any of the terms or provisions of the Indenture or the Notes in connection with an exchange offer, the Parent Guarantor and any Restricted Subsidiary may exclude (a) in connection with an exchange offer, Holders or beneficial owners of the Notes that are not “qualified institutional buyers” as defined in Rule 144A under the Securities Act, and (b) in connection with any consent, waiver or amendment, Holders or beneficial owners of the Notes in any jurisdiction where the inclusion of such Holders or beneficial owners would require the Parent Guarantor or any Restricted Subsidiary to (i) file a registration statement, prospectus or similar document or subject the Parent Guarantor or any Restricted Subsidiary to ongoing periodic reporting or similar requirements under any securities laws, (ii) qualify as a foreign corporation or other entity as a dealer in securities in such jurisdiction if it is not otherwise required to so qualify, (iii) generally consent to service of process in any such jurisdiction or (iv) subject the Parent Guarantor or any Restricted Subsidiary to taxation in any such jurisdiction if it is not otherwise so subject, or the solicitation of such consent, waiver or amendment from, or the granting of such consent or waiver, or the approval of such amendment by, Holders or beneficial owners in such jurisdiction would be unlawful, in each case as determined by the Parent Guarantor in its sole discretion.

DEFEASANCE

Defeasance and Discharge

The Indenture will provide that the Issuer will be deemed to have paid and will be discharged from any and all obligations in respect of the Notes on the 183rd day after the deposit referred to below, and the provisions of the Indenture will no longer be in effect with respect to the Notes (except for, among other matters, certain obligations to register the transfer or exchange of the Notes, to replace stolen, lost or mutilated Notes, to maintain paying agencies to pay Additional Amounts and to hold monies for payment in trust) if, among other things:

- (a) the Issuer (x) has deposited with the Trustee, in trust, money and/or U.S. Government Obligations that through the payment of interest and principal in respect thereof in accordance with their terms will provide money in an amount sufficient to pay the principal of, premium, if any, and accrued interest on the Notes on the Stated Maturity of such payments in accordance with the terms of the Indenture and the Notes, (y) delivers to the Trustee a certificate of an internationally recognized firm of independent accountants to the effect that the amount deposited by the Issuer is sufficient to provide payment for the principal of, premium, if any, and accrued interest on, the Notes on the Stated Maturity of such payment in accordance with the terms of the Indenture;
- (b) the Issuer shall have delivered to the Trustee an Officers’ Certificate stating that the deposit was not made by it with the intent of preferring the Holders over any other of its creditors or with the intent of defeating, hindering, delaying or defrauding any other of its creditors or others, in each case, as determined under any bankruptcy, insolvency or similar law affecting creditors’ rights in any applicable jurisdiction; and

- (c) immediately after giving effect to such deposit on a pro forma basis, no Default or Event of Default shall have occurred and be continuing on the date of such deposit or during the period ending on the 183rd day after the date of such deposit (other than any agreement or instrument governing or evidencing Indebtedness being defeased, discharged or replaced substantially concurrently with the Notes), and such defeasance shall not result in a breach or violation of or constitute a default under, any other agreement or instrument to which the Parent Guarantor or any Restricted Subsidiary is a party or by which the Parent Guarantor or any Restricted Subsidiary is bound (other than any agreement or instrument governing or evidencing Indebtedness being defeased, discharged or replaced substantially concurrently with the Notes).

In the case of either discharge or defeasance of the Notes, the Guarantees will terminate.

Defeasance of Certain Covenants

The Indenture further will provide that the provisions of the Indenture will no longer be in effect (x) with respect to clauses (c), (d), (e)(1) and (g) under the first paragraph and clauses (C), (D), (E)(1) and (F) under the second paragraph under “Consolidation, Merger and Sale of Assets” and all the covenants described herein under “– Certain Covenants,” other than as described under “– Certain Covenants – Government Approvals and Licenses; Compliance with Law,” clause (c) under “Events of Default” with respect to such clauses (c), (d), (e)(1) and (g) under the first paragraph and clauses (C), (D), (E)(1) and (F) under the second paragraph under “Consolidation, Merger and Sale of Assets” and (y) with respect to the other events set forth in such clause, clause (d) under “Events of Default” with respect to such other covenants and clauses (e) and (f) under “Events of Default” shall be deemed not to be Events of Default upon, among other things, the deposit with the Trustee or its agent, in trust, of money and/or U.S. Government Obligations that through the payment of interest and principal in respect thereof in accordance with their terms will provide money in an amount sufficient to pay the principal of, premium, if any, and accrued interest on the Notes on the Stated Maturity of such payments in accordance with the terms of the Indenture and the Notes, and the satisfaction of the provisions described in clause (b) of the preceding paragraph.

Defeasance and Certain Other Events of Default

In the event the Issuer exercises its option to omit compliance with certain covenants and provisions of the Indenture with respect to the Notes as described in the immediately preceding paragraph and the Notes are declared due and payable because of the occurrence of an Event of Default that remains applicable, the amount of money and/or U.S. Government Obligations on deposit with the Trustee will be sufficient to pay amounts due on the Notes at the time of their Stated Maturity but may not be sufficient to pay amounts due on the Notes at the time of the acceleration resulting from such Event of Default. However, the Issuer will remain liable for such payments.

Satisfaction and Discharge

The Indenture will be discharged and will cease to be of further effect (except as to surviving rights of registration of transfer or exchange of the Notes, as expressly provided for in the Indenture) as to all outstanding Notes when:

- (a) either:
- (1) all of the Notes theretofore authenticated and delivered (except lost, stolen or destroyed Notes which have been replaced or paid and Notes for whose payment money has theretofore been deposited in trust by the Issuer and thereafter repaid to the Issuer) have been delivered to the Registrar for cancellation; or

- (2) all Notes not theretofore delivered to the Registrar for cancellation have become due and payable pursuant to an optional redemption notice or otherwise or will become due and payable within one year, and the Issuer, the Parent Guarantor or any Subsidiary Guarantor has irrevocably deposited or caused to be deposited with the Trustee funds, in cash in U.S. dollars, non-callable U.S. Government Obligations or a combination thereof, in an amount sufficient to pay and discharge the entire indebtedness on the Notes not theretofore delivered to the Registrar for cancellation, for principal of, premium, if any, and interest on the Notes to the date of deposit together with irrevocable instructions from the Issuer directing the Trustee to apply such funds to the payment thereof at maturity or redemption, as the case may be;
- (b) the Issuer, the Parent Guarantor or any Subsidiary Guarantor has paid all other sums payable under the Indenture by the Issuer; and
- (c) no Default or Event of Default will have occurred and be continuing on the date of such deposit or will occur as a result of such deposit (other than a Default or Event of Default resulting from the borrowing of funds to be applied to such deposit and any other deposit relating to other Indebtedness being defeased, discharged or replaced substantially concurrently with the Notes) and such deposit will not result in a breach or violation of, or constitute a default under, any other instruments to which the Issuer, the Parent Guarantor or any Subsidiary Guarantor is a party or by which the Issuer, the Parent Guarantor or any Subsidiary Guarantor is bound (other than any instrument governing or evidencing Indebtedness being defeased, discharged or replaced substantially concurrently with the Notes).

The Trustee will acknowledge the satisfaction and discharge of the Indenture if the Issuer has delivered to the Trustee an Officers' Certificate and an Opinion of Counsel stating that all conditions precedent under the Indenture relating to the satisfaction and discharge of the Indenture have been complied with.

AMENDMENTS AND WAIVER

Amendments Without Consent of Holders

The Indenture, the Notes or the Guarantees may be amended by the Issuer, the Parent Guarantor, the Subsidiary Guarantors and the Trustee, without the consent of any Holder, to:

- (a) cure any ambiguity, defect, omission or inconsistency in the Indenture or any Note;
- (b) provide for the assumption of the Issuer's, the Parent Guarantor's or any Subsidiary Guarantor's obligations pursuant to or otherwise comply with the provision described under "Consolidation, Merger and Sale of Assets";
- (c) evidence and provide for the acceptance of appointment by a successor Trustee;
- (d) add any Guarantor or any Guarantee or release any Guarantor from any Guarantee, as the case may be, as provided or permitted by the terms of the Indenture;
- (e) provide for the issuance of Additional Notes in accordance with the limitations set forth in the Indenture;
- (f) add collateral to secure the Notes or any Guarantee and create or register Liens on such collateral;
- (g) in any other case where a supplemental indenture to the Indenture is required or permitted to be entered into pursuant to the provisions of the Indenture without the consent of any Holder;
- (h) effect any changes to the Indenture in a manner necessary to comply with the procedures of Euroclear or Clearstream or any other applicable securities depository;

- (i) conform the text of the Indenture, the Notes or the Guarantees to any provision of this “Description of the Notes” to the extent that such provision in this “Description of the Notes” was intended to be a verbatim recitation of a provision in the Indenture, the Notes or the Guarantees; or
- (j) make any other change that provides additional rights or benefits to Holders or that does not materially and adversely affect the rights of any Holder.

Amendments With Consent of Holders

Amendments of the Indenture, the Notes or the Guarantees may be made by the Issuer, the Parent Guarantor, the Subsidiary Guarantors and the Trustee with the consent of the Holders of not less than a majority in aggregate principal amount of the outstanding Notes and the Trustee may amend or waive future compliance by the Issuer, the Parent Guarantor and the Subsidiary Guarantors with any provision thereof; *provided, however*, that no such modification, amendment or waiver may, without the consent of each Holder affected thereby:

- (a) change the Stated Maturity of the principal of, or any installment of interest on, any Note;
- (b) reduce the principal amount of, or premium, if any, or interest on, any Note;
- (c) change the currency or time of payment of principal of, or premium, if any, or interest on, any Note;
- (d) impair the right to institute suit for the enforcement of any payment on or after the Stated Maturity (or, in the case of a redemption, on or after the redemption date) of any Note or any Guarantee;
- (e) reduce the above stated percentage of outstanding Notes the consent of whose Holders is necessary to modify or amend the Indenture;
- (f) waive a default in the payment of principal of, premium, if any, or interest on the Notes (except a rescission of acceleration of the Notes by the Holders of a majority in aggregate principal amount of the Notes and a waiver of the Payment Default that resulted from such acceleration);
- (g) release any Guarantor from its Guarantee, except as provided in the Indenture;
- (h) reduce the percentage or aggregate principal amount of outstanding Notes the consent of whose Holders is necessary for waiver of compliance with certain provisions of the Indenture or for waiver of certain defaults;
- (i) amend, change or modify any Guarantee in a manner that adversely affects the Holders;
- (j) reduce the amount payable upon a Change of Control Offer or an Offer to Purchase with the Excess Proceeds from any Asset Sale or change the time or manner by which a Change of Control Offer or an Offer to Purchase with the Excess Proceeds or other proceeds from any Asset Sale may be made or by which the Notes must be repurchased pursuant to a Change of Control Offer or an Offer to Purchase with the Excess Proceeds or other proceeds from any Asset Sale;
- (k) *[Reserved]*
- (l) consent to the assignment or transfer by the Issuer, the Parent Guarantor or any Subsidiary Guarantor of any of their rights or obligations under the Indenture or the Guarantees, except as permitted pursuant to the provisions described under “Merger, Consolidation and Sale of Assets”;
- (m) change the redemption date or the redemption price of the Notes from that stated under the caption “Optional Redemption” or “Redemption for Taxation Reasons”;

- (n) amend, change or modify the obligation of the Issuer, the Parent Guarantor or any Subsidiary Guarantor to pay Additional Amounts; or
- (o) amend, change or modify any provision of the Indenture or the related definition affecting the ranking of the Notes or any Guarantee in a manner which adversely affects the Holders.

UNCLAIMED MONEY

Claims against the Issuer for the payment of principal of, premium, if any, or interest, on the Notes will become void unless presentation for payment is made as required in the Indenture within a period of six years.

NO PERSONAL LIABILITY OF INCORPORATORS, STOCKHOLDERS, MEMBERS, OFFICERS, DIRECTORS OR EMPLOYEES

No recourse for the payment of the principal of, premium, if any, or interest on any of the Notes or for any claim based thereon or otherwise in respect thereof, and no recourse under or upon any obligation, covenant or agreement of the Issuer or any of the Guarantors in the Indenture, or in any of the Notes or the Guarantees or because of the creation of any Indebtedness represented thereby, shall be had against any incorporator, stockholder, member, officer, director, employee or controlling person of the Issuer or any of the Guarantors or of any successor Person thereof. Each Holder, by accepting the Notes, waives and releases all such liability. The waiver and release are part of the consideration for the issuance of the Notes and the Guarantees. Such waiver may not be effective to waive liabilities under applicable securities laws.

CONCERNING THE TRUSTEE AND THE AGENTS

The Bank of New York Mellon, London Branch is to be appointed as Trustee under the Indenture and as paying agent (the “**Paying Agent**”) and The Bank of New York Mellon SA/NV, Luxembourg Branch is to be appointed as transfer agent (the “**Transfer Agent**”) and as registrar (the “**Registrar**”) and together with the Paying Agent and the Transfer Agent, the “**Agents**”) with regard to the Notes. Except during the continuance of a Default, the Trustee will not be liable, except for the performance of such duties as are specifically set forth in the Indenture. If an Event of Default has occurred and is continuing, the Trustee will use the same degree of care and skill in its exercise of the rights and powers vested in it under the Indenture and the Notes, as the case may be, as a prudent person would exercise under the circumstances in the conduct of such person’s own affairs. Subject to such provisions, the Trustee will be under no obligation to exercise any of its rights or powers under the Indenture at the request or direction of any of the Holders unless the requisite number of Holders have instructed the Trustee in writing and offered to the Trustee indemnity and/or security satisfactory to it against any loss, cost, expense or liability.

The Indenture contains limitations on the rights of the Trustee, should it become a creditor of the Issuer or any of the Guarantors, to obtain payment of claims in certain cases or to realize on certain property received by it in respect of any such claims, as security or otherwise. The Trustee is permitted to engage in other transactions with the Issuer and its Affiliates; *provided, however*, that if it acquires any conflicting interest, it must eliminate such conflict or resign.

Each Holder, by accepting the Notes will agree, for the benefit of the Trustee, that it is solely responsible for its own independent appraisal of, and investigation into, all risks arising under or in connection with the offering of the Notes and has not relied on and will not at any time rely on the Trustee in respect of such risks.

BOOK-ENTRY; DELIVERY AND FORM

The Notes will be represented by a global note in registered form without interest coupons attached (the “**Global Note**”). On the Original Issue Date, the Global Note will be deposited with a common depositary and registered in the name of the common depositary or its nominee for the accounts of Euroclear and Clearstream. Any Additional Notes will be represented by additional Global Notes (the “**Additional Global Notes**” and, together with the Global Note, the “**Global Notes**”).

GLOBAL NOTES

Ownership of beneficial interests in the Global Notes (the “**book-entry interests**”) will be limited to persons that have accounts with Euroclear and/or Clearstream or persons that may hold interests through such participants. Book-entry interests will be shown on, and transfers thereof will be effected only through, records maintained in book-entry form by Euroclear and Clearstream and their participants.

Except as set forth below under “– Certificated Notes,” the book-entry interests will not be held in definitive form. Instead, Euroclear and/or Clearstream will credit on their respective book-entry registration and transfer systems a participant’s account with the interest beneficially owned by such participant. The laws of some jurisdictions may require that certain purchasers of securities take physical delivery of such securities in definitive form. The foregoing limitations may impair the ability to own, transfer or pledge book-entry interests.

So long as the Notes are held in global form, the common depositary for Euroclear and/or Clearstream (or its nominee) will be considered the sole holder of the Global Notes for all purposes under the Indenture and “holders” of book-entry interests will not be considered the owners or “Holders” of Notes for any purpose. As such, participants must rely on the procedures of Euroclear and Clearstream and indirect participants must rely on the procedures of the participants through which they own book-entry interests in order to transfer their interests in the Notes or to exercise any rights of Holders under the Indenture.

None of the Issuer, the Guarantors, the Trustee, the Agents or any of their respective agents will have any responsibility or be liable for any aspect of the records relating to the book-entry interests. The Notes are not issuable in bearer form.

Payments on the Global Notes

Payments of any amounts owing in respect of the Global Notes (including principal, premium, interest and Additional Amounts) will be made to the Paying Agent in U.S. dollars. The Paying Agent will, in turn, make such payments to Euroclear and Clearstream, which will distribute such payments to participants in accordance with their procedures. The Issuer will make payments of all such amounts without deduction or withholding for, or on account of, any present or future taxes, duties, assessments or governmental charges of whatever nature, except as may be required by law and as described under “– Additional Amounts.”

Under the terms of the Indenture, the Issuer, the Guarantors, the Trustee and the Agents will treat the registered holder of the Global Notes (i.e., the common depositary or its nominee) as the owner thereof for the purpose of receiving payments and for all other purposes. Consequently, none of the Issuer, the Guarantors, the Trustee, the Agents or any of their respective agents has or will have any responsibility or liability for:

- any aspect of the records of Euroclear, Clearstream or any participant or indirect participant relating to or payments made on account of a book-entry interest, for any such payments made by Euroclear, Clearstream or any participant or indirect participants, or for maintaining, supervising or reviewing any of the records of Euroclear, Clearstream or any participant or indirect participant relating to or payments made on account of a book-entry interest; or
- any action or failure to take any action by Euroclear, Clearstream or any participant or indirect participant.

Payments by participants to owners of book-entry interests held through participants are the responsibility of such participants.

Redemption of Global Notes

In the event any Global Note, or any portion thereof, is redeemed, each of Euroclear and Clearstream will distribute the amount received by it in respect of the Global Note so redeemed to the holders of the book-entry interests in such Global Note. The redemption price payable in connection with the redemption of such book-entry interests will be equal to the amount received by Euroclear or Clearstream, as applicable, in connection with the redemption of such Global Note (or any portion thereof). The Issuer understands that under existing practices of Euroclear and Clearstream, if fewer than all of the Notes are to be redeemed at any time, Euroclear and Clearstream will credit their respective participants' accounts on a proportionate basis (with adjustments to prevent fractions) or by lot or on such other basis as they deem fair and appropriate; *provided, however*, that no book-entry interest of US\$200,000 principal amount, or less, as the case may be, will be redeemed in part.

Action by Owners of Book-Entry Interests

Euroclear and Clearstream have advised that they will take any action permitted to be taken by a Holder of Notes only at the direction of one or more participants to whose account the book-entry interests in the Global Note are credited and only in respect of such portion of the aggregate principal amount of Notes as to which such participant or participants has or have given such direction. Euroclear and Clearstream will not exercise any discretion in the granting of consents, waivers or the taking of any other action in respect of the Global Note.

Transfers

Transfers between participants in Euroclear and Clearstream will be effected in accordance with Euroclear and Clearstream's rules and will be settled in immediately available funds. If a Holder requires physical delivery of individual definitive notes for any reason, including to sell the Notes to persons in jurisdictions which require physical delivery of such securities or to pledge such securities, such Holder must transfer its interest in the Global Note in accordance with the normal procedures of Euroclear and Clearstream and in accordance with the provisions of the Indenture.

Any book-entry interest in a Global Note that is transferred to a person who takes delivery in the form of a book-entry interest in another Global Note will, upon transfer, cease to be a book-entry interest in the first-mentioned Global Note and become a book-entry interest in the other Global Note and, accordingly, will thereafter be subject to all transfer restrictions, if any, and other procedures applicable to book-entry interests in such other Global Note for as long as it retains such a book-entry interest.

Global Clearance and Settlement Under the Book-Entry System

Book-entry interests owned through Euroclear or Clearstream accounts will follow the settlement procedures applicable. Book-entry interests will be credited to the securities custody accounts of Euroclear and Clearstream holders on the business day following the settlement date against payment for value on the settlement date.

The book-entry interests will trade through participants of Euroclear or Clearstream, and will settle in same-day funds. Since the purchaser determines the place of delivery, it is important to establish at the time of trading of any book-entry interests where both the purchaser's and seller's accounts are located to ensure that settlement can be made on the desired value date.

Information Concerning Euroclear and Clearstream

We understand as follows with respect to Euroclear and Clearstream:

Euroclear and Clearstream hold securities for participating organizations and facilitate the clearance and settlement of securities transactions between their respective participants through electronic book-entry changes in accounts of such participants. Euroclear and Clearstream provide to their participants, among other things, services for safekeeping, administration, clearance and settlement of internationally traded securities and securities lending and borrowing. Euroclear and Clearstream interface with domestic securities markets. Euroclear and Clearstream participants are financial institutions, such as underwriters, securities brokers and dealers, banks and trust companies, and certain other organizations. Indirect access to Euroclear or Clearstream is also available to others such as banks, brokers, dealers and trust companies that clear through or maintain a custodian relationship with a Euroclear or Clearstream participant, either directly or indirectly.

Although the foregoing sets out the procedures of Euroclear and Clearstream in order to facilitate the original issue and subsequent transfers of interests in the Notes among participants of Euroclear and Clearstream, neither Euroclear nor Clearstream is under any obligation to perform or continue to perform such procedures, and such procedures may be discontinued at any time.

None of the Issuer, the Guarantors, the Trustee, the Agents or any of their respective agents will have responsibility for the performance of Euroclear or Clearstream or their respective participants of their respective obligations under the rules and procedures governing their operations, including, without limitation, rules and procedures relating to book-entry interests.

Certificated Notes

If (1) the common depositary or any successor to the common depositary is at any time unwilling or unable to continue as a depositary for the reasons described in the Indenture and a successor depositary is not appointed by the Issuer within 90 days, (2) either Euroclear or Clearstream, or a successor clearing system is closed for business for a continuous period of 14 days (other than by reason of holidays, statutory or otherwise) or announces an intention to permanently cease business or does in fact do so, or (3) any of the Notes has become immediately due and payable in accordance with “– Events of Default” and the Issuer has received a written request from a Holder, the Issuer will issue certificated notes in registered form in exchange for the Global Notes. Upon receipt of such notice from the common depositary or the Trustee, as the case may be, the Issuer will use its best efforts to make arrangements with the common depositary for the exchange of interests in the Global Notes for certificated notes and cause the requested certificated notes to be executed and delivered to the Registrar in sufficient quantities and authenticated by the Registrar for delivery to Holders. Persons exchanging interests in a Global Note for certificated notes will be required to provide the Registrar, through the relevant clearing system, with written instruction and other information required by the Issuer and the Registrar to complete, execute and deliver such certificated notes. In all cases, certificated notes delivered in exchange for any Global Note or beneficial interests therein will be registered in the names, and issued in any approved denominations, requested by the relevant clearing system.

Certificated notes will not be eligible for clearing and settlement through Euroclear or Clearstream.

For so long as the Notes are listed on the SGX-ST and the rules of the SGX-ST so require, if a Global Note is exchanged for certificated notes, we will appoint and maintain a paying agent in Singapore, where the Notes may be presented or surrendered for payment or redemption, and make an announcement of such exchange through the SGX-ST that will include all material information with respect to the delivery of the certificated notes, including details of the paying agent in Singapore.

NOTICES

All notices or demands required or permitted by the terms of the Notes or the Indenture to be given to or by the Holders are required to be in writing and may be given or served by being sent by prepaid courier or by being deposited, first-class postage prepaid, in the mails (if intended for the Issuer or any Guarantor) addressed to the Issuer or such Guarantor at the principal office of the Parent Guarantor; (if intended for the Trustee) addressed to the Trustee at its corporate trust office; and (if intended for any Holder) addressed to such Holder at such Holder's last address as it appears in the Note register.

Any such notice or demand will be deemed to have been sufficiently given or served when so sent or deposited and, if to the Holders, when delivered in accordance with the applicable rules and procedures of Euroclear or Clearstream. Any such notice shall be deemed to have been delivered on the day such notice is delivered to Euroclear or Clearstream or if by mail, when so sent or deposited.

Notices and other communications to the Trustee shall be effective upon actual receipt, which includes receipt by fax.

CONSENT TO JURISDICTION; SERVICE OF PROCESS

The Issuer and each of the Guarantors will irrevocably (i) submit to the nonexclusive jurisdiction of any U.S. federal or New York state court located in the Borough of Manhattan, the City of New York in connection with any suit, action or proceeding arising out of, or relating to, the Notes, any Guarantee, the Indenture or any transaction contemplated thereby and (ii) designate and appoint Cogency Global Inc. for receipt of service of process in any such suit, action or proceeding.

GOVERNING LAW

Each of the Notes, the Guarantees and the Indenture provides that such instrument will be governed by, and construed in accordance with, the laws of the State of New York.

DEFINITIONS

Set forth below are defined terms used in the covenants and other provisions of the Indenture. Reference is made to the Indenture for other capitalized terms used in this "Description of the Notes" for which no definition is provided.

"Acquired Indebtedness" means Indebtedness of a Person existing at the time such Person becomes a Restricted Subsidiary or Indebtedness of a Restricted Subsidiary assumed in connection with an Asset Acquisition by such Restricted Subsidiary whether or not Incurred in connection with, or in contemplation of, the Person merging with or into or becoming a Restricted Subsidiary.

"Adjusted Treasury Rate" means, with respect to any redemption date, (i) the yield, under the heading which represents the average for the immediately preceding week, appearing in the most recently published statistical release designated "H.15(519)" or any successor publication which is published weekly by the Board of Governors of the Federal Reserve System and which establishes yields on actively traded United States Treasury securities adjusted to constant maturity under "Treasury Constant Maturities", for the maturity corresponding to the Comparable Treasury Issue (if no maturity is within three (3) months before or after February 17, 2021, yields for the two published maturities most closely corresponding to the Comparable Treasury Issue shall be determined and the Adjusted Treasury Rate shall be interpolated or extrapolated from such yields on a straight line basis, rounding to the nearest month) or (ii) if such release (or any successor release) is not published during the week preceding the calculation date or does not contain such yields, the rate per year equal to the semi-annual equivalent yield to maturity of the Comparable Treasury Issue, assuming a price for the Comparable Treasury Issue (expressed as a percentage of its principal amount) equal to the Comparable Treasury Price for such redemption date, in each case calculated on the third Business Day immediately preceding the redemption date.

“*Affiliate*” means, with respect to any Person, any other Person, whether now or in the future, (i) directly or indirectly controlling, controlled by, or under direct or indirect common control with, such Person, (ii) who is a director or officer of such Person or any Subsidiary of such Person or of any Person referred to in clause (i) of this definition or (iii) who is a spouse or any person cohabiting as a spouse, child or step-child, parent or step-parent, brother, sister, step-brother or step-sister, parent-in-law, grandchild, grandparent, uncle, aunt, nephew and niece of a Person described in clause (i) or (ii). For purposes of this definition, “control” (including, with correlative meanings, the terms “controlling,” “controlled by” and “under common control with”), as applied to any Person, means the possession, directly or indirectly, of the power to direct or cause the direction of the management and policies of such Person, whether through the ownership of voting securities, by contract or otherwise.

“*Applicable Premium*” means with respect to a Note at any redemption date, the greater of (i) 1.00% of the principal amount of such Note and (ii) the excess of (A) the present value at such redemption date of (1) the principal amount of such Note, plus (2) all required remaining scheduled interest payments due on such Note through February 17, 2021 (but excluding accrued and unpaid interest to the redemption date), computed using a discount rate equal to the Adjusted Treasury Rate plus 100 basis points, over (B) the principal amount of such Note on such redemption date.

“*Asset Acquisition*” means (1) an Investment by the Parent Guarantor or any Restricted Subsidiary in any other Person pursuant to which such Person shall become a Restricted Subsidiary or shall be merged into or consolidated with the Parent Guarantor or any Restricted Subsidiary, or (2) an acquisition by the Parent Guarantor or any Restricted Subsidiary of the property and assets of any Person other than the Parent Guarantor or any Restricted Subsidiary that constitute substantially all of a division or line of business of such Person.

“*Asset Disposition*” means the sale or other disposition by the Parent Guarantor or any Restricted Subsidiary (other than to the Parent Guarantor or another Restricted Subsidiary) of (1) all or substantially all of the Capital Stock of any Restricted Subsidiary or (2) all or substantially all of the assets that constitute a division or line of business of the Parent Guarantor or any Restricted Subsidiary.

“*Asset Sale*” means any sale, transfer or other disposition (including by way of merger, consolidation or Sale and Leaseback Transaction and including any sale or issuance of the Capital Stock of any Restricted Subsidiary) in one transaction or a series of related transactions by the Parent Guarantor or any Restricted Subsidiary to any Person other than the Parent Guarantor or any Restricted Subsidiary of any of its property or assets (including Capital Stock), in each case that is not governed by the covenant under the caption “– Consolidation, Merger and Sale of Assets”; *provided that* “Asset Sale” shall not include:

- (a) sales, transfers or other dispositions of inventory, receivables and other current assets (including properties under development for sale and completed properties for sale) in the ordinary course of business,
- (b) sales, transfers or other dispositions of assets constituting a Permitted Investment or Restricted Payment permitted to be made under the “Limitation on Restricted Payments” covenant,
- (c) sales, transfers or other dispositions of assets with a Fair Market Value not in excess of US\$1.0 million (or the Dollar Equivalent thereof) in any transaction or series of related transactions,
- (d) any sale, transfer, assignment or other disposition of any property or equipment that has become damaged, worn out, obsolete or otherwise unsuitable for use in connection with the business of the Parent Guarantor or its Restricted Subsidiaries,
- (e) any transfer, assignment or other disposition deemed to occur in connection with creating or granting any Permitted Lien,

- (f) a sale, transfer or other disposition to the Parent Guarantor or a Restricted Subsidiary, including, without limitation, an issuance of Capital Stock by a Restricted Subsidiary to the Parent Guarantor or to another Restricted Subsidiary,
- (g) a transaction covered by the covenant under the caption “– Consolidation, Merger and Sale of Assets,”
- (h) any surrender or waiver of contract rights or settlement, release or surrender of contract or tort claims in the ordinary course of business, and
- (i) any disposition of Capital Stock, Indebtedness or other securities or assets of an Unrestricted Subsidiary.

“*Attributable Indebtedness*” means, in respect of a Sale and Leaseback Transaction, at the time of determination, the present value, discounted at the interest rate implicit in such Sale and Leaseback Transaction, of the total obligations of the lessee for rental payments during the remaining term of the lease in such Sale and Leaseback Transaction, including any period for which such lease has been extended or may, at the option of the lessor, be extended.

“*Average Life*” means, at any date of determination with respect to any Indebtedness, the quotient obtained by dividing (1) the sum of the products of (a) the number of years from such date of determination to the dates of each successive scheduled principal payment of such Indebtedness and (b) the amount of such principal payment by (2) the sum of all such principal payments.

“*Bank Deposit Secured Indebtedness*” means Indebtedness of the Parent Guarantor or any Restricted Subsidiary that is (i) secured by a pledge of one or more bank accounts or deposits of the Parent Guarantor or a Restricted Subsidiary or (ii) guaranteed by a guarantee or a letter of credit (or similar instruments) from or arranged by the Parent Guarantor or a Restricted Subsidiary and is used by the Parent Guarantor and its Restricted Subsidiaries to effect exchanges of U.S. dollars, Hong Kong dollars or other foreign currencies into Renminbi or vice versa or to remit Renminbi or any foreign currency into or outside the PRC.

“*Board of Directors*” means the board of directors elected or appointed by the shareholders of the Parent Guarantor to manage the business of the Parent Guarantor or any committee of such board duly authorized to take the action purported to be taken by such committee.

“*Board Resolution*” means any resolution of the Board of Directors taking an action which it is authorized to take and adopted at a meeting duly called and held at which a quorum of disinterested members (if so required) was present and acting throughout or adopted by written resolution executed by every member of the Board of Directors.

“*Business Day*” means any day which is not a Saturday, Sunday, legal holiday or other day on which banking institutions in the City of New York, London or Hong Kong are authorized by law or governmental regulation to close.

“*Capital Stock*” means, with respect to any Person, any and all shares, interests, participations or other equivalents (however designated, whether voting or non-voting) in equity of such Person, whether outstanding on the Original Issue Date or issued thereafter, including, without limitation, all Common Stock and Preferred Stock, but excluding debt securities convertible into such equity.

“*Capitalized Lease*” means, with respect to any Person, any lease of any property (whether real, personal or mixed) which, in conformity with GAAP, is required to be capitalized on the balance sheet of such Person.

“*Capitalized Lease Obligations*” means the discounted present value of the rental obligations under a Capitalized Lease.

“*Change of Control*” means the occurrence of one or more of the following events:

- (1) the direct or indirect sale, transfer, conveyance or other disposition (other than by way of merger or consolidation), in one or a series of related transactions, of all or substantially all of the properties or assets of the Parent Guarantor and its Restricted Subsidiaries, taken as a whole, to any “person” (within the meaning of Section 13(d) of the Exchange Act), other than one or more Permitted Holders;
- (2) the Parent Guarantor consolidates with, or merges with or into, any Person (other than one or more Permitted Holders), or any Person (other than one or more Permitted Holders) consolidates with, or merges with or into, the Parent Guarantor, in any such event pursuant to a transaction in which any of the outstanding Voting Stock of the Parent Guarantor or such other Person is converted into or exchanged for cash, securities or other property, other than any such transaction where the Voting Stock of the Parent Guarantor outstanding immediately prior to such transaction is converted into or exchanged for (or continues as) Voting Stock (other than Disqualified Stock) of the surviving or transferee Person constituting a majority of the outstanding shares of Voting Stock of such surviving or transferee Person (immediately after giving effect to such issuance) and in substantially the same proportion as before the transaction;
- (3) the Permitted Holders are the beneficial owners of less than 51% of the total voting power of the Voting Stock of the Parent Guarantor;
- (4) any “person” or “group” (as such terms are used in Sections 13(d) and 14(d) of the Exchange Act) is or becomes the “beneficial owner” (as such term is used in Rule 13d-3 of the Exchange Act), directly or indirectly, of total voting power of the Voting Stock of the Parent Guarantor greater than such total voting power held beneficially by the Permitted Holders;
- (5) individuals who on the Original Issue Date constituted the Board of Directors (together with any new directors whose election by the Board of Directors was approved by a vote of at least a majority of the members of the Board of Directors then in office who were members of the Board of Directors on the Original Issue Date or whose election was previously so approved) cease for any reason to constitute a majority of the members of the Board of Directors then in office; or
- (6) the adoption of a plan relating to the liquidation or dissolution of the Parent Guarantor.

“*Change of Control Triggering Event*” means the occurrence of both a Change of Control and a Rating Decline.

“*Clearstream*” means Clearstream Banking S.A.

“*Commodity Agreement*” means any raw materials futures contract, forward contract, commodity swap agreement, commodity option agreement or other similar agreement or arrangement designed to protect against fluctuations in raw material prices.

“*Common Stock*” means, with respect to any Person, any and all shares, interests or other participations in, and other equivalents (however designated and whether voting or non-voting) of such Person’s common stock or ordinary shares, whether or not outstanding at the date of the Indenture, and include, without limitation, all series and classes of such common stock or ordinary shares.

“*Comparable Treasury Issue*” means the United States Treasury security having a maturity comparable to the remaining term of the Notes from the redemption date to February 17, 2021 (the “**Remaining Term**”), that would be utilized, at the time of selection and in accordance with customary financial practice, in pricing new issues of corporate debt securities of a maturity most nearly equal to the Remaining Term.

“*Comparable Treasury Price*” means, with respect to any redemption date, if clause (ii) of the Adjusted Treasury Rate is applicable, the average of three (or such lesser number as is obtained by the Parent Guarantor) Reference Treasury Dealer Quotations for such redemption date.

“*Consolidated EBITDA*” means, for any period, Consolidated Net Income for such period plus, to the extent such amount was deducted in calculating such Consolidated Net Income:

- (1) Consolidated Interest Expense,
- (2) income taxes (other than income taxes attributable to extraordinary and non-recurring gains or sales of assets), and
- (3) depreciation expense, amortization expense and all other non-cash items reducing Consolidated Net Income (other than non-cash items in a period which reflect cash expenses paid or to be paid in another period), less all non-cash items increasing Consolidated Net Income,

all as determined on a consolidated basis for the Parent Guarantor and its Restricted Subsidiaries in conformity with GAAP, *provided* that (i) if any Restricted Subsidiary is not a Wholly Owned Restricted Subsidiary, Consolidated EBITDA shall be reduced (to the extent not otherwise reduced in accordance with GAAP) by an amount equal to (A) the amount of the Consolidated Net Income attributable to such Restricted Subsidiary multiplied by (B) the percentage ownership interest in the income of such Restricted Subsidiary not owned on the last day of such period by the Parent Guarantor or any Restricted Subsidiary and (ii) in the case of any Foreign-Funded Enterprise, Consolidated EBITDA shall be reduced (to the extent not already reduced in accordance with GAAP) by any payments, distributions or amounts (including the Fair Market Value of any non-cash payments, distributions or amounts) required to be made or paid by such Foreign-Funded Enterprise to the Foreign-Funded Enterprise Partner, or to which the Foreign-Funded Enterprise Partner otherwise has a right or is entitled, pursuant to the joint venture agreement governing such Foreign-Funded Enterprise.

“*Consolidated Fixed Charges*” means, for any period, the sum (without duplication) of (i) Consolidated Interest Expense for such period and (ii) all cash and non-cash dividends paid, declared, accrued or accumulated during such period on any Disqualified Stock or Preferred Stock of the Parent Guarantor or any Restricted Subsidiary held by Persons other than the Parent Guarantor or any Restricted Subsidiary.

“*Consolidated Interest Expense*” means, for any period, the amount that would be included in gross interest expense on a consolidated income statement prepared in accordance with GAAP for such period of the Parent Guarantor and its Restricted Subsidiaries, plus, to the extent not included in such gross interest expense, and to the extent incurred, accrued or paid during such period by the Parent Guarantor and its Restricted Subsidiaries, without duplication, (i) interest expense attributable to Capitalized Lease Obligations and imputed interest with respect to Attributable Indebtedness, (ii) amortization of debt issuance costs and original issue discount expense and non-cash interest payments in respect of any Indebtedness, (iii) the interest portion of any deferred payment obligation, (iv) all commissions, discounts and other fees and charges with respect to letters of credit or similar instruments issued for financing purposes or in respect of any Indebtedness, (v) the net costs associated with Hedging Obligations (including the amortization of fees), (vi) interest accruing on Indebtedness of any other Person that is guaranteed by the Parent Guarantor or any Restricted Subsidiary (other than Pre-Registration Mortgage Guarantees) and (vii) any capitalized interest, *provided* that interest expense attributable to interest on any Indebtedness bearing a floating interest rate will be computed on a *pro forma* basis as if the rate in effect on the date of determination had been the applicable rate for the entire relevant period.

“*Consolidated Net Income*” means, with respect to any specified Person for any period, the aggregate net income (or loss) of such Person and its Restricted Subsidiaries for such period, on a consolidated basis, determined in conformity with GAAP; *provided* that the following items shall be excluded in computing Consolidated Net Income (without duplication):

- (1) the net income (or loss) of any Person that is not a Restricted Subsidiary or that is accounted for by the equity method of accounting except that:
 - (a) subject to the exclusion contained in clause (5) below, the Parent Guarantor’s equity in the net income of any such Person for such period shall be included in such Consolidated Net Income up to the aggregate amount of cash actually distributed by such Person during such period to the Parent Guarantor or a Restricted Subsidiary as a dividend or other distribution (subject, in the case of a dividend or other distribution paid to a Restricted Subsidiary, to the limitations contained in clause (3) below); and
 - (b) the Parent Guarantor’s equity in a net loss of any such Person for such period shall be included in determining such Consolidated Net Income to the extent funded with cash or other assets of the Parent Guarantor or any Restricted Subsidiary;
- (2) the net income (or loss) of any Person accrued prior to the date it becomes a Restricted Subsidiary or is merged into or consolidated with the Parent Guarantor or any Restricted Subsidiary or all or substantially all of the property and assets of such Person are acquired by the Parent Guarantor or any Restricted Subsidiary;
- (3) the net income (but not loss) of any Restricted Subsidiary to the extent that the declaration or payment of dividends or similar distributions by such Restricted Subsidiary of such net income is not at the time permitted by the operation of the terms of its charter, articles of association or other similar constitutive documents, or any agreement, instrument, judgment, decree, order, statute, rule or governmental regulation applicable to such Restricted Subsidiary;
- (4) the cumulative effect of a change in accounting principles;
- (5) any net after-tax gains realized on the sale or other disposition of (A) any property or assets of the Parent Guarantor or any Restricted Subsidiary which is not sold in the ordinary course of its business or (B) any Capital Stock of any Person (including any gains by the Parent Guarantor realized on sales of Capital Stock of the Parent Guarantor or any Restricted Subsidiary);
- (6) any translation gains and losses due solely to fluctuations in currency values and related tax effects; and
- (7) any net after-tax extraordinary or non-recurring gains.

“*Consolidated Net Worth*” means, at any date of determination, stockholders’ equity as set forth on the most recently available semi-annual or annual consolidated financial statements (which may be internal consolidated financial statements) of the Parent Guarantor prepared in accordance with GAAP (which the Parent Guarantor shall use its reasonable best efforts to compile in a timely manner), plus, to the extent not included, any Preferred Stock of the Parent Guarantor, less any amounts attributable to Disqualified Stock or any equity security convertible into or exchangeable for Indebtedness, the cost of treasury stock and the principal amount of any promissory notes receivable from the sale of the Capital Stock of the Parent Guarantor or any Restricted Subsidiary, each item to be determined in conformity with GAAP.

“*Contractor Guarantees*” means guarantees by the Parent Guarantor or any Restricted Subsidiary of Indebtedness of any contractor, builder or other similar Person engaged by the Parent Guarantor or such Restricted Subsidiary in connection with the development, construction or improvement of real or personal property or equipment to be used in a Permitted Business by the Parent Guarantor or any Restricted Subsidiary in the ordinary course of business, which Indebtedness was Incurred by such contractor, builder or other similar Person to finance the cost of such development, construction or improvement.

“*Cross Border Secured Indebtedness*” means (i) Indebtedness the proceeds of which are disbursed in one jurisdiction but which Indebtedness or credit support therefor is guaranteed by a guarantor located in another jurisdiction, or secured by Liens over assets located in another jurisdiction, and (ii) any guarantees or Indebtedness (including reimbursement obligations in respect of credit support) related to the Indebtedness referred to in clause (i).

“*Currency Agreement*” means any foreign exchange forward contract, currency swap agreement or other similar agreement or arrangement designed to protect against fluctuations in foreign exchange rates.

“*Default*” means any event that is, or after notice or passage of time or both would be, an Event of Default.

“*Disqualified Stock*” means any class or series of Capital Stock of any Person that by its terms or otherwise is (1) required to be redeemed prior to the Stated Maturity of the Notes, (2) redeemable at the option of the holder of such class or series of Capital Stock at any time prior to the Stated Maturity of the Notes or (3) convertible into or exchangeable for Capital Stock referred to in clause (1) or (2) above or Indebtedness having a scheduled maturity prior to the Stated Maturity of the Notes; *provided* that any Capital Stock that would not constitute Disqualified Stock but for provisions thereof giving holders thereof the right to require such Person to repurchase or redeem such Capital Stock upon the occurrence of an “asset sale” or “change of control” occurring prior to the Stated Maturity of the Notes shall not constitute Disqualified Stock if the “asset sale” or “change of control” provisions applicable to such Capital Stock are no more favorable to the holders of such Capital Stock than the provisions contained in “Limitation on Asset Sales” and “Repurchase of Notes upon a Change of Control Triggering Event” covenants and such Capital Stock specifically provides that such Person will not repurchase or redeem any such stock pursuant to such provision prior to the Issuer’s or the Parent Guarantor’s repurchase of the Notes as are required to be repurchased pursuant to the “– Certain Covenants – Limitation on Asset Sales” and “Repurchase of Notes upon a Change of Control Triggering Event” covenants.

“*Dollar Equivalent*” means, with respect to any monetary amount in a currency other than U.S. dollars, at any time for the determination thereof, the amount of U.S. dollars obtained by converting such foreign currency involved in such computation into U.S. dollars at the base rate for the purchase of U.S. dollars with the applicable foreign currency as quoted by the Federal Reserve Bank of New York on the date of determination.

“*Entrusted Loans*” means borrowings by a PRC Restricted Subsidiary from a bank that are secured by a pledge of deposits made by another PRC Restricted Subsidiary to the lending bank as security for such borrowings, *provided* that such borrowings are not reflected on the consolidated balance sheet of the Parent Guarantor.

“*Equity Offering*” means (i) any *bona fide* underwritten primary public offering or private placement of Common Stock of the Parent Guarantor after the Original Issue Date or (ii) any *bona fide* underwritten secondary public offering or secondary private placement of Common Stock of the Parent Guarantor beneficially owned by a Permitted Holder, after the Original Issue Date, to the extent that a Permitted Holder or a company controlled by a Permitted Holder concurrently with such public offering or private placement purchases in cash an equal amount of Common Stock from the Parent Guarantor at the same price as the public offering or private placing price; *provided* that any offering or placing referred to in (A) clause (i), (B) clause (ii), or (C) a combination of clauses (i) and (ii) result in the aggregate gross cash proceeds received by the Parent Guarantor being no less than US\$20.0 million (or the Dollar Equivalent thereof); *provided* that any private placement of Common Stock of the Parent Guarantor shall result in such Common Stock being listed and eligible for dealings on The Stock Exchange of Hong Kong Limited or any other internationally recognized stock exchange.

“Euroclear” means Euroclear Bank SA/NV.

“Fair Market Value” means the price that would be paid in an arm’s-length transaction between an informed and willing seller under no compulsion to sell and an informed and willing buyer under no compulsion to buy, as determined in good faith by the Board of Directors, whose determination shall be conclusive if evidenced by a Board Resolution.

“Fitch” means Fitch Ratings Ltd., a subsidiary of the Fitch Group, a jointly owned subsidiary of Fimalae, S.A. and Hearst Corporation.

“Fixed Charge Coverage Ratio” means, on any Transaction Date, the ratio of (1) the aggregate amount of Consolidated EBITDA for the then most recent two semi-annual periods prior to such Transaction Date for which consolidated financial statements of the Parent Guarantor (which the Parent Guarantor shall use its reasonable best efforts to compile in a timely manner) are available (which may be internal consolidated financial statements) (the “Two Semi-annual Period”) to (2) the aggregate Consolidated Fixed Charges during such Two Semi-annual Period. In making the foregoing calculation:

- (A) *pro forma* effect shall be given to any Indebtedness or Preferred Stock Incurred, repaid or redeemed during the period (the “Reference Period”) commencing on and including the first day of the Two Semi-annual Period and ending on and including the Transaction Date (other than Indebtedness Incurred or repaid under a revolving credit or similar arrangement (or under any predecessor revolving credit or similar arrangement) in effect on the last day of such Two Semi-annual Period), in each case as if such Indebtedness or Preferred Stock had been Incurred, repaid or redeemed on the first day of such Reference Period; *provided* that, in the event of any such repayment or redemption, Consolidated EBITDA for such Two Semi-annual Period shall not include any interest income actually earned during such Two Semi-annual Period in respect of the funds used to repay or redeem such Indebtedness or Preferred Stock;
- (B) Consolidated Interest Expense attributable to interest on any Indebtedness (whether existing or being Incurred) computed on a *pro forma* basis and bearing a floating interest rate shall be computed as if the rate in effect on the Transaction Date (taking into account any Interest Rate Agreement applicable to such Indebtedness if such Interest Rate Agreement has a remaining term in excess of 12 months or, if shorter, at least equal to the remaining term of such Indebtedness) had been the applicable rate for the entire period;
- (C) *pro forma* effect shall be given to the creation, designation or redesignation of Restricted and Unrestricted Subsidiaries as if such creation, designation or redesignation had occurred on the first day of such Reference Period;
- (D) *pro forma* effect shall be given to Asset Dispositions and Asset Acquisitions (including giving *pro forma* effect to the application of proceeds of any Asset Disposition) that occur during such Reference Period as if they had occurred and such proceeds had been applied on the first day of such Reference Period; and
- (E) *pro forma* effect shall be given to asset dispositions and asset acquisitions (including giving *pro forma* effect to the application of proceeds of any asset disposition) that have been made by any Person that has become a Restricted Subsidiary or has been merged with or into the Parent Guarantor or any Restricted Subsidiary during such Reference Period and that would have constituted Asset Dispositions or Asset Acquisitions had such transactions occurred when such Person was a Restricted Subsidiary as if such asset dispositions or asset acquisitions were Asset Dispositions or Asset Acquisitions that occurred on the first day of such Reference Period;

provided that to the extent that clause (D) or (E) of this paragraph requires that *pro forma* effect be given to an Asset Acquisition or Asset Disposition (or asset acquisition or asset disposition), such *pro forma* calculation shall be based upon the two full semi-annual periods immediately preceding the Transaction Date of the Person, or division or line of business of the Person, that is acquired or disposed for which financial information is available.

“*Foreign-Funded Enterprise*” means any future Subsidiary that is an enterprises that are wholly or partly invested by foreign investors under the Foreign Investment Law of the People’s Republic of China adopted on January 1, 2020 and the Regulation on the Implementation of the Foreign Investment Law of the People’s Republic of China, adopted on January 1, 2020, as such laws may be amended.

“*Foreign-Funded Enterprise Partner*” means with respect to a Foreign-Funded Enterprise, the other party or parties Restricted Subsidiary.

“*GAAP*” means generally accepted accounting principles in Hong Kong as in effect from time to time.

“*guarantee*” means any obligation, contingent or otherwise, of any Person directly or indirectly guaranteeing any Indebtedness or other obligation of any other Person and, without limiting the generality of the foregoing, any obligation, direct or indirect, contingent or otherwise, of such Person (1) to purchase or pay (or advance or supply funds for the purchase or payment of) such Indebtedness or other obligation of such other Person (whether arising by virtue of partnership arrangements, or by agreements to keep-well, to purchase assets, goods, securities or services, to take-or-pay, or to maintain financial statement conditions or otherwise) or (2) entered into for purposes of assuring in any other manner the obligee of such Indebtedness or other obligation of the payment thereof or to protect such obligee against loss in respect thereof (in whole or in part); *provided* that the term “guarantee” shall not include endorsements for collection or deposit in the ordinary course of business. The term “guarantee” used as a verb has a corresponding meaning.

“*Hedging Obligation*” of any Person means the obligations of such Person pursuant to any Commodity Agreement, Currency Agreement or Interest Rate Agreement.

“*Holder*” means the Person in whose name a Note is registered in the Note register.

“*Incur*” means, with respect to any Indebtedness or Capital Stock, to incur, create, issue, assume, guarantee or otherwise become liable for or with respect to, or become responsible for, the payment of, contingently or otherwise, such Indebtedness or Capital Stock; *provided* that (i) any Indebtedness and Capital Stock of a Person existing at the time such Person becomes a Restricted Subsidiary will be deemed to be Incurred by such Restricted Subsidiary at the time it becomes a Restricted Subsidiary and (ii) the accrual of interest, the accretion or amortization of original issue discount, the payment of interest on any Indebtedness in the form of additional Indebtedness with the same terms, the reclassification of Preferred Stock as Indebtedness due to a change in accounting principles, and the payment of dividends on Disqualified Stock in the form of additional shares of the same class of Disqualified Stock shall not be considered an Incurrence of Indebtedness. The terms “Incurrence,” “Incurred” and “Incurring” have meanings correlative with the foregoing.

“*Indebtedness*” means, with respect to any Person at any date of determination (without duplication):

- (1) all indebtedness of such Person for borrowed money;
- (2) all obligations of such Person evidenced by bonds, debentures, notes or other similar instruments;
- (3) all obligations of such Person in respect of letters of credit, bankers’ acceptances or other similar instruments;

- (4) all obligations of such Person to pay the deferred and unpaid purchase price of property or services, except Trade Payables;
- (5) all Capitalized Lease Obligations and Attributable Indebtedness;
- (6) all Indebtedness of other Persons secured by a Lien on any asset of such Person, whether or not such Indebtedness is assumed by such Person; *provided* that the amount of such Indebtedness shall be the lesser of (A) the Fair Market Value of such asset at such date of determination and (B) the amount of such Indebtedness;
- (7) all Indebtedness of other Persons guaranteed by such Person to the extent such Indebtedness is guaranteed by such Person;
- (8) to the extent not otherwise included in this definition, Hedging Obligations; and
- (9) all Disqualified Stock issued by such Person valued at the greater of its voluntary or involuntary liquidation preference and its maximum fixed repurchase price plus accrued dividends.

Notwithstanding the foregoing, Indebtedness shall not include any Entrusted Loans, deferred payment obligations, capital commitments, pre-sale receipts in advance from customers or similar obligations Incurred in the ordinary course of business in connection with the acquisition, development, construction or improvement of real or personal property (including land use rights) to be used in a Permitted Business; *provided* that such Indebtedness is not reflected on the balance sheet of the Parent Guarantor or any Restricted Subsidiary (contingent obligations referred to in a footnote to financial statements and not otherwise reflected on the balance sheet will not be deemed to be reflected on such balance sheet).

The amount of Indebtedness of any Person at any date shall be the outstanding balance at such date of all unconditional obligations as described above and, with respect to contingent obligations, the maximum liability upon the occurrence of the contingency giving rise to the obligation, *provided* that:

- (A) the amount outstanding at any time of any Indebtedness issued with original issue discount is the face amount of such Indebtedness less the remaining unamortized portion of the original issue discount of such Indebtedness at such time as determined in conformity with GAAP,
- (B) money borrowed and set aside at the time of the Incurrence of any Indebtedness in order to prefund the payment of the interest on such Indebtedness shall not be deemed to be “Indebtedness” so long as such money is held to secure the payment of such interest, and
- (C) that the amount of Indebtedness with respect to any Hedging Obligation shall be: (i) zero if Incurred pursuant to paragraph (b)(6) under the “Limitation on Indebtedness and Preferred Stock” covenant, and (ii) equal to the net amount payable if such Hedging Obligation terminated at that time due to default by such Person if not Incurred pursuant to such paragraph.

“*Independent Third Party*” means any Person that is not an Affiliate of the Parent Guarantor.

“*Interest Rate Agreement*” means any interest rate protection agreement, interest rate future agreement, interest rate option agreement, interest rate swap agreement, interest rate cap agreement, interest rate collar agreement, interest rate hedge agreement, option or future contract or other similar agreement or arrangement designed to protect against fluctuations in interest rates.

“Investment” means:

- (i) any direct or indirect advance, loan or other extension of credit to another Person,
- (ii) any capital contribution to another Person (by means of any transfer of cash or other property to others or any payment for property or services for the account or use of others),
- (iii) any purchase or acquisition of Capital Stock, Indebtedness, bonds, notes, debentures or other similar instruments or securities issued by another Person, or
- (iv) any guarantee of any obligation of another Person to the extent such obligation is outstanding and Guaranteed.

For the purposes of the provisions of the “– Certain Covenants – Designation of Restricted and Unrestricted Subsidiaries” and “– Certain Covenants – Limitation on Restricted Payments” covenants: (i) the Parent Guarantor will be deemed to have made an Investment in an Unrestricted Subsidiary in an amount equal to the Parent Guarantor’s proportional interest in the Fair Market Value of the assets (net of liabilities owed to any Person other than the Parent Guarantor or a Restricted Subsidiary and that are not guaranteed by the Parent Guarantor or a Restricted Subsidiary) of a Restricted Subsidiary that is designated an Unrestricted Subsidiary at the time of such designation, and (ii) any property transferred to or from any Person shall be valued at its Fair Market Value at the time of such transfer, as determined in good faith by the Board of Directors.

“Investment Grade” means a rating of “AAA,” “AA,” “A” or “BBB,” as modified by a “+” or “-” indication, or an equivalent rating representing one of the four highest rating categories, by S&P or any of its successors or assigns, a rating of “Aaa,” or “Aa,” “A” or “Baa,” as modified by a “1,” “2” or “3” indication, or an equivalent rating representing one of the four highest rating categories, by Moody’s or any of its successors or assigns, or a rating of “AAA,” “AA,” “A” or “BBB,” as modified by a “+” or “-” indication, or an equivalent rating representing one of the four highest rating categories, by Fitch or any of its successors or assigns, or the equivalent ratings of any internationally recognized rating agency or agencies, as the case may be, which shall have been designated by the Parent Guarantor as having been substituted for S&P, Moody’s or Fitch or two or three of them, as the case may be.

“Investment Property” means any property that is held by the Parent Guarantor or any Restricted Subsidiary primarily for rental yields or for capital appreciation or both, or any hotel owned or held by the Parent Guarantor or any Restricted Subsidiary from which the Parent Guarantor or any Restricted Subsidiary derives or expects to derive operating income.

“Lien” means any mortgage, pledge, security interest, encumbrance, lien or charge of any kind (including, without limitation, any conditional sale or other title retention agreement or lease in the nature thereof or any agreement to create any mortgage, pledge, security interest, lien, charge, easement or encumbrance of any kind).

“Listed Subsidiary” means any Restricted Subsidiary any class of the Capital Stock of which is listed on a Qualified Exchange and any Subsidiary of a Listed Subsidiary.

“Measurement Date” means June 27, 2019.

“Moody’s” means Moody’s Investors Service, Inc. and its affiliates.

“*Net Cash Proceeds*” means:

- (a) with respect to any Asset Sale, the proceeds of such Asset Sale in the form of cash or Temporary Cash Investments, including payments in respect of deferred payment obligations (to the extent corresponding to the principal, but not interest, component thereof) when received in the form of cash or Temporary Cash Investments and proceeds from the conversion of other property received when converted to cash or Temporary Cash Investments, net of
 - (1) brokerage commissions and other fees and expenses (including fees and expenses of counsel and investment banks) related to such Asset Sale;
 - (2) provisions for all taxes (whether or not such taxes will actually be paid or are payable) as a result of such Asset Sale without regard to the consolidated results of operations of the Parent Guarantor and its Restricted Subsidiaries, taken as a whole;
 - (3) payments made to repay Indebtedness or any other obligation outstanding at the time of such Asset Sale that either (x) is secured by a Lien on the property or assets sold or (y) is required to be paid as a result of such sale; and
 - (4) appropriate amounts to be provided by the Parent Guarantor or any Restricted Subsidiary as a reserve against any liabilities associated with such Asset Sale, including, without limitation, pension and other post-employment benefit liabilities, liabilities related to environmental matters and liabilities under any indemnification obligations associated with such Asset Sale, all as determined in conformity with GAAP; and
- (b) with respect to any issuance or sale of Capital Stock, the proceeds of such issuance or sale in the form of cash or Temporary Cash Investments, including payments in respect of deferred payment obligations (to the extent corresponding to the principal, but not interest, component thereof) when received in the form of cash or Temporary Cash Investments and proceeds from the conversion of other property received when converted to cash or Temporary Cash Investments, net of attorneys’ fees, accountants’ fees, underwriters’ or placement agents’ fees, discounts or commissions and brokerage, consultant and other fees incurred in connection with such issuance or sale and net of taxes paid or payable as a result thereof.

“*Non-Guarantor Subsidiary*” means any Restricted Subsidiary that is not required by the terms of the Indenture to be a Subsidiary Guarantor.

“*Offer to Purchase*” means an offer to purchase the Notes by the Issuer or the Parent Guarantor from the Holders commenced by mailing a notice by first class mail, postage prepaid, to the Trustee, the Paying Agent and each Holder at its last address appearing in the Note register stating:

- (1) the provision of the Indenture pursuant to which the offer is being made and that all Notes validly tendered will be accepted for payment on a *pro rata* basis;
- (2) the purchase price and the date of purchase (which shall be a Business Day no earlier than 30 days nor later than 60 days from the date such notice is mailed) (the “**Offer to Purchase Payment Date**”);
- (3) that any Note not tendered will continue to accrue interest pursuant to its terms;
- (4) that, unless the Issuer or the Parent Guarantor defaults in the payment of the purchase price, any Note accepted for payment pursuant to the Offer to Purchase shall cease to accrue interest on and after the Offer to Purchase Payment Date;

- (5) that Holders electing to have a Note purchased pursuant to the Offer to Purchase will be required to surrender the Note, together with the form entitled “Option of the Holder to Elect Purchase” on the reverse side of the Note completed, to the Paying Agent at the address specified in the notice prior to the close of business on the Business Day immediately preceding the Offer to Purchase Payment Date;
- (6) that Holders will be entitled to withdraw their election if the Paying Agent receives, not later than the close of business on the third Business Day immediately preceding the Offer to Purchase Payment Date, a facsimile transmission or letter setting forth the name of such Holder, the principal amount of Notes delivered for purchase and a statement that such Holder is withdrawing his election to have such Notes purchased; and
- (7) that Holders whose Notes are being purchased only in part will be issued new Notes equal in principal amount to the unpurchased portion of the Notes surrendered; *provided* that each Note purchased and each new Note issued shall be in a principal amount of US\$200,000 or integral multiples of US\$1,000.

On one Business Day prior to the Offer to Purchase Payment Date, the Issuer or the Parent Guarantor shall deposit with the Paying Agent money sufficient to pay the purchase price of all Notes or portions thereof so accepted. On the Offer to Purchase Payment Date, the Issuer or the Parent Guarantor shall (a) accept for payment on a *pro rata* basis Notes or portions thereof tendered pursuant to an Offer to Purchase; and (b) deliver, or cause to be delivered, to the Trustee all Notes or portions thereof so accepted together with an Officers’ Certificate specifying the Notes or portions thereof accepted for payment by the Issuer or the Parent Guarantor. The Paying Agent shall promptly mail to the Holders of Notes so accepted payment in an amount equal to the purchase price, and the Registrar shall promptly authenticate and mail to such Holders a new Note equal in principal amount to any unpurchased portion of the Note surrendered; *provided* that each Note purchased and each new Note issued shall be in a principal amount of US\$200,000 or integral multiples of US\$1,000. The Issuer or the Parent Guarantor will publicly announce the results of an Offer to Purchase as soon as practicable after the Offer to Purchase Payment Date. The Issuer or the Parent Guarantor will comply with Rule 14e-1 under the Exchange Act and any other securities laws and regulations thereunder to the extent such laws and regulations are applicable, in the event that the Issuer or the Parent Guarantor is required to repurchase Notes pursuant to an Offer to Purchase.

To the extent that the provisions of any securities laws or regulations of any jurisdiction conflict with the provisions of the Indenture governing any Offer to Purchase, the Issuer or the Parent Guarantor will comply with the applicable securities laws and regulations and will not be deemed to have breached its obligations under the Indenture by virtue of such compliance. The Issuer or the Parent Guarantor will not be required to make an Offer to Purchase if a third party makes the Offer to Purchase in compliance with the requirements set forth in the Indenture applicable to an Offer to Purchase made by the Issuer or the Parent Guarantor and purchases all Notes properly tendered and not withdrawn under the Offer to Purchase.

The materials used in connection with an Offer to Purchase are required to contain or incorporate by reference information concerning the business of the Parent Guarantor and its Subsidiaries which the Issuer or the Parent Guarantor in good faith believes will assist such Holders to make an informed decision with respect to the Offer to Purchase, including a brief description of the events requiring the Issuer or the Parent Guarantor to make the Offer to Purchase, and any other information required by applicable law to be included therein. The offer is required to contain all instructions and materials necessary to enable such Holders to tender Notes pursuant to the Offer to Purchase.

“*Officer*” means one of the executive officers of the Parent Guarantor, as the case may be, or, in the case of the Issuer or a Subsidiary Guarantor, one of the directors or executive officers of the Issuer or such Subsidiary Guarantor.

“*Officers’ Certificate*” means a certificate signed by two Officers; *provided, however*, with respect to any Officers’ Certificate required to be delivered by the Issuer or any Subsidiary Guarantor under the Indenture, Officers’ Certificate means a certificate signed by one Officer if there is only one Officer in the Issuer or such Subsidiary Guarantor at the time such certificate is required to be delivered.

“*Opinion of Counsel*” means a written opinion from legal counsel who is acceptable to the Trustee that meets the requirements of the Indenture and is in a form reasonably satisfactory to the Trustee.

“*Original Issue Date*” means the date on which the Notes are originally issued under the Indenture.

“*Parent Guarantee*” has the meaning set forth under “– The Parent Guarantee”.

“*Pari Passu Guarantee*” means a guarantee by any the Issuer, any Guarantor of Indebtedness of the Issuer or another Guarantor (including Additional Notes); *provided* that (i) the Issuer or such Guarantor were permitted to Incur such Indebtedness under the covenant under the caption “– Certain Covenants – Limitation on Indebtedness and Preferred Stock” and (ii) such guarantee ranks *pari passu* with the Guarantee of such Guarantor.

“*Payment Default*” means (i) any default in the payment of interest on any Note when the same becomes due and payable, (ii) any default in the payment of principal of (or premium, if any, on) the Notes when the same becomes due and payable at maturity, upon acceleration, redemption or otherwise, (iii) the failure by the Issuer or the Parent Guarantor to make or consummate a Change of Control Offer in the manner described under the caption “– Repurchase of Notes upon a Change of Control Triggering Event,” or an Offer to Purchase in the manner described under the caption “– Certain Covenants – Limitation on Asset Sales” or (iv) any Event of Default specified in clause (e) of the definition of Events of Default.

“*Permitted Business*” means any of the businesses of the Parent Guarantor and its Restricted Subsidiaries on the Original Issue Date and any business which is the same as or related, ancillary or complementary thereto.

“*Permitted Holders*” means any or all of the following:

- (1) Mr. Chu Mang Yee;
- (2) the estate and any spouse or immediate family member of the Person specified in clause (1) or the legal representative of any of the foregoing;
- (3) any Affiliate (other than an Affiliate as defined in clause (ii) or (iii) of the definition of Affiliate) of the Persons specified in clauses (1) and (2); and
- (4) any Person both the Capital Stock and the Voting Stock of which (or in the case of a trust, the beneficial interests in which) are more than 80% owned by Persons specified in clauses (1), (2) and (3).

“*Permitted Investment*” means:

- (1) any Investment in the Parent Guarantor or a Restricted Subsidiary that is primarily engaged in a Permitted Business or a Person which will, upon the making of such Investment, become a Restricted Subsidiary that is primarily engaged in a Permitted Business or be merged or consolidated with or into or transfer or convey all or substantially all its assets to the Parent Guarantor or a Restricted Subsidiary that is primarily engaged in a Permitted Business;
- (2) Temporary Cash Investments;

- (3) payroll, travel and similar advances to cover matters that are expected at the time of such advances ultimately to be treated as expenses in accordance with GAAP and not in excess of US\$1.0 million (or the Dollar Equivalent thereof) outstanding at any time;
- (4) stock, obligations or securities received in satisfaction of judgments;
- (5) an Investment in an Unrestricted Subsidiary consisting solely of an Investment in another Unrestricted Subsidiary;
- (6) any Investment pursuant to a Hedging Obligation entered into in the ordinary course of business (and not for speculation) and designed solely to protect the Parent Guarantor or any Restricted Subsidiary against fluctuations in commodity prices, interest rates or foreign currency exchange rates;
- (7) receivables owing to the Parent Guarantor or any Restricted Subsidiary, if created or acquired in the ordinary course of business and payable or dischargeable in accordance with customary trade terms;
- (8) any securities or other Investments received as consideration in, or retained in connection with, sales or other dispositions of property or assets, including Asset Dispositions made in compliance with the covenant described under “– Certain Covenants – Limitation on Asset Sales”;
- (9) pledges or deposits (x) with respect to leases or utilities provided to third parties in the ordinary course of business or (y) otherwise described in the definition of “Permitted Liens” or made in connection with Liens permitted under the covenant described under “– Certain Covenants – Limitation on Liens”;
- (10) any Investment pursuant to Pre-Registration Mortgage Guarantees or Contractor Guarantees by the Parent Guarantor or any Restricted Subsidiary otherwise permitted to be Incurred under the Indenture;
- (11) Investments in securities of trade creditors, trade debtors or customers received pursuant to any plan of reorganization or similar arrangement upon the bankruptcy or insolvency of such trade creditors, trade debtors or customers;
- (12) advances to contractors and suppliers for the acquisition of assets or consumables or services in the ordinary course of business that are recorded as deposits or prepaid expenses on the Parent Guarantor’s consolidated balance sheet;
- (13) deposits of pre-sale proceeds made in order to secure the completion and delivery of pre-sold properties and issuance of the related land use title in the ordinary course of business;
- (14) deposits made in order to comply with statutory or regulatory obligations to maintain deposits for workers compensation claims and other purposes specified by statute or regulation from time to time in the ordinary course of business;
- (15) deposits made in order to secure the performance of the Parent Guarantor or any of its Restricted Subsidiaries and prepayments made in connection with the acquisition of real property or land use rights by the Parent Guarantor or any of its Restricted Subsidiaries, in each case in the ordinary course of business; and

- (16) any Investment by the Parent Guarantor or any Restricted Subsidiary in any Person (other than a Restricted Subsidiary), *provided* that:
- (i) the aggregate of all Investments made under this clause (16) since the Measurement Date shall not exceed in aggregate an amount equal to 25.0% of Total Assets. Such aggregate amount of Investments shall be calculated after deducting an amount equal to the net reduction in all Investments made under this clause (16) since the Measurement Date resulting from:
 - (A) payments of interest on Indebtedness, dividends or repayments of loans or advances made under this clause, in each case to the Parent Guarantor or any Restricted Subsidiary (except, in each case, to the extent any such payment or proceeds are included in the calculation of Consolidated Net Income),
 - (B) the unconditional release of a guarantee provided by the Parent Guarantor or a Restricted Subsidiary after the Measurement Date under this clause of an obligation of any such Person, or
 - (C) to the extent that an Investment made after the Measurement Date under this clause (16) is sold or otherwise liquidated or repaid for cash, the lesser of (x) cash return of capital with respect to such Investment (less the cost of disposition, if any) and (y) the initial amount of such Investment, not to exceed, in each case, the amount of Investments made by the Parent Guarantor or a Restricted Subsidiary after the Measurement Date in any such Person pursuant to this clause (16);
 - (ii) such Person in which such Investment was made pursuant to this clause (16) is not a Person described in clauses (a) or (b) of the first paragraph of the covenant under the caption “– Limitation on Transactions with Shareholders and Affiliates” (other than by reason of a shareholder or partner of such Person being an officer or director of the Parent Guarantor or a Restricted Subsidiary or by reason of being a Restricted Subsidiary);
 - (iii) no Default has occurred and is continuing or would occur as a result of such Investment;
 - (iv) in the case of any Investment by the Parent Guarantor or any Restricted Subsidiary in a Person of which less than 50% of the voting power of the outstanding Voting Stock is owned, directly or indirectly, by the Parent Guarantor or its Restricted Subsidiaries, at the time of such Investment, the Parent Guarantor could Incur at least US\$1.00 of Indebtedness under the proviso in clause (a) of the covenant under the caption “– Limitation on Indebtedness and Preferred Stock.”

For the avoidance of doubt, the value of each Investment made pursuant to this clause (16) shall be valued at the time such Investment is made; and

- (17) Guarantees permitted under clause (b)(19) or (b)(21) of the covenant under “– Limitation on Indebtedness and Preferred Stock”.

“Permitted Liens” means:

- (1) Liens for taxes, assessments, governmental charges or claims that are being contested in good faith by appropriate legal or administrative proceedings promptly instituted and diligently conducted and for which a reserve or other appropriate provision, if any, as shall be required in conformity with GAAP shall have been made;

- (2) statutory and common law Liens of landlords and carriers, warehousemen, mechanics, suppliers, repairmen or other similar Liens arising in the ordinary course of business and with respect to amounts not yet delinquent or being contested in good faith by appropriate legal or administrative proceedings promptly instituted and diligently conducted and for which a reserve or other appropriate provision, if any, as shall be required in conformity with GAAP shall have been made;
- (3) Liens incurred or deposits made to secure the performance of tenders, bids, leases, statutory or regulatory obligations, bankers' acceptances, surety and appeal bonds, government contracts, performance and return-of-money bonds and other obligations of a similar nature incurred in the ordinary course of business (exclusive of obligations for the payment of borrowed money);
- (4) leases or subleases granted to others that do not materially interfere with the ordinary course of business of the Parent Guarantor and its Restricted Subsidiaries, taken as a whole;
- (5) Liens encumbering property or assets under construction arising from progress or partial payments by a customer of the Parent Guarantor or its Restricted Subsidiaries relating to such property or assets;
- (6) any interest or title of a lessor in the property subject to any operating lease;
- (7) Liens on property of, or on shares of Capital Stock or Indebtedness of, any Person existing at the time such Person becomes, or becomes a part of, any Restricted Subsidiary; *provided* that such Liens do not extend to or cover any property or assets of the Parent Guarantor or any Restricted Subsidiary other than the property or assets acquired; *provided further* that such Liens were not created in contemplation of or in connection with the transactions or series of transactions pursuant to which such Person became a Restricted Subsidiary;
- (8) Liens in favor of the Parent Guarantor or any Restricted Subsidiary;
- (9) Liens arising from attachment or the rendering of a final judgment or order against the Parent Guarantor or any Restricted Subsidiary that does not give rise to an Event of Default;
- (10) (i) Liens securing reimbursement obligations with respect to letters of credit that encumber documents and other property relating to such letters of credit and the products and proceeds thereof or (ii) Liens in favor of any bank having a right of setoff, revocation, refund or chargeback with respect to money or instruments of the Parent Guarantor or any Restricted Subsidiary on deposit with or in possession of such bank;
- (11) Liens existing on the Original Issue Date;
- (12) Liens securing Indebtedness which is Incurred to refinance secured Indebtedness which is permitted to be Incurred under clause (b)(5) of the covenant under the caption entitled "Limitation on Indebtedness and Preferred Stock"; *provided* that such Liens do not extend to or cover any property or assets of the Parent Guarantor or any Restricted Subsidiary other than the property or assets securing the Indebtedness being refinanced;
- (13) Liens (including extensions and renewals thereof) upon real or personal property acquired after the Original Issue Date; *provided* that (a) such Lien is created solely for the purpose of securing Indebtedness of the type described under clause (b)(7) of the covenant under the caption entitled "– Limitation on Indebtedness and Preferred Stock" and such Lien is created prior to, at the time of or within 180 days after the later of the acquisition or the completion or construction, (b) the principal amount of the Indebtedness secured by such Lien does not exceed 100% of such cost and (c) such Lien shall not extend to or cover any property or assets other than such item of property and any improvements on such item; *provided* that, in the case of clauses (b) and (c), such Lien may cover other property or assets (instead of or in addition to such item of property or improvements)

and the principal amount of Indebtedness secured by such Lien may exceed 100% of such cost if (x) such Lien is incurred in the ordinary course of business and (y) the aggregate book value of property or assets (as reflected in the most recent available consolidated financial statements of the Parent Guarantor (which may be internal consolidated statements) or, if any such property or assets have been acquired since the date of such financial statements, the cost of such property or assets) subject to Liens incurred pursuant to this clause (13) does not exceed 130% of the aggregate principal amount of Indebtedness secured by such Liens;

- (14) Liens securing Indebtedness which is permitted to be Incurred under clause (b)(17) of the covenant described under the caption entitled “– Certain Covenants – Limitation on Indebtedness and Preferred Stock”;
- (15) Liens securing Indebtedness of the Parent Guarantor or any Restricted Subsidiary under any Pre-Registration Mortgage Guarantee which is permitted to be Incurred under clause (b)(13) of the covenant described under the caption entitled “– Limitation on Indebtedness and Preferred Stock”;
- (16) easements, rights-of-way, municipal and zoning ordinances or other restrictions as to the use of properties in favor of governmental agencies or utility companies that do not materially adversely affect the value of such properties or materially impair the use for the purposes of which such properties are held by the Parent Guarantor or any Restricted Subsidiary;
- (17) Liens securing Indebtedness under Hedging Obligations entered into in the ordinary course of business and designed solely to protect the Parent Guarantor or any Restricted Subsidiary from fluctuations in interest rates, currencies or the price of commodities and not for speculation;
- (18) Liens on deposits of pre-sale proceeds made in order to secure the completion and delivery of pre-sold properties and issuance of the related land use title made in the ordinary course of business and not securing Indebtedness of the Parent Guarantor or any Restricted Subsidiary;
- (19) Liens on deposits made in order to comply with statutory obligations to maintain deposits for workers compensation claims and other purposes specified by statute made in the ordinary course of business and not securing Indebtedness of the Parent Guarantor or any Restricted Subsidiary;
- (20) Liens on deposits made in order to secure the performance of the Parent Guarantor or any of its Restricted Subsidiaries in connection with the acquisition of real property or land use rights by the Parent Guarantor or any of its Restricted Subsidiaries in the ordinary course of business and not securing Indebtedness of the Parent Guarantor or any Restricted Subsidiary;
- (21) Liens incurred or deposits made to secure Entrusted Loans;
- (22) Liens securing Cross Border Secured Indebtedness permitted to be Incurred under clause (b)(14) of the covenant described under “– Limitation on Indebtedness and Preferred Stock”; *provided* that, the aggregate book value of any property or assets (as reflected in the most recent available consolidated financial statements of the Parent Guarantor (which may be internal consolidated financial statements) or, if any such property or assets have been acquired since the date of such financial statements, the cost of such property or assets) subject to Liens incurred pursuant to this clause (22) does not exceed 130% of the aggregate principal amount of Indebtedness secured by such Liens;
- (23) Liens granted by the Parent Guarantor or a Restricted Subsidiary in favor of a Trust Company Investor in respect of, and to secure, the Indebtedness permitted under paragraph (19) of the second paragraph of the “– Certain Covenants – Limitation on Indebtedness and Preferred Stock” covenant;
- (24) Liens on the Capital Stock of the Person that is to be acquired under the relevant Staged Acquisition Agreement securing Indebtedness permitted to be Incurred under clause (b)(16) of the covenant described under “– Certain Covenants – Limitation on Indebtedness and Preferred Stock”;

- (25) Liens incurred on one or more bank accounts or deposits made to secure Bank Deposit Secured Indebtedness;
- (26) Liens securing Indebtedness permitted under clauses (b)(21) and (b)(22) of the covenant described under “– Certain Covenants – Limitation on Indebtedness and Preferred Stock”;
- (27) Liens on Investment Properties securing Indebtedness of the Parent Guarantor or any Restricted Subsidiary permitted to be Incurred under clause (b)(23) of the covenant described under “– Certain Covenants – Limitation on Indebtedness and Preferred Stock”; and
- (28) Liens on the Capital Stock of any Unrestricted Subsidiary.

“*Permitted Subsidiary Indebtedness*” means Indebtedness of, and all Preferred Stock issued by, the Non-Guarantor Subsidiaries, taken as a whole (but excluding the amount of any Indebtedness of any Non-Guarantor Subsidiary permitted under clauses (b)(1), (b)(2), (b)(4), (b)(6), (b)(10), (b)(12)(i), (b)(13) and (b)(16) of the covenant described under “– Certain Covenants – Limitation on Indebtedness and Preferred Stock”), *provided* that, on the date of the Incurrence of such Indebtedness or issuance of such Preferred Stock, as the case may be, and after giving effect thereto and the application of the proceeds thereof, the aggregate principal amount outstanding of all such Indebtedness and Preferred Stock does not exceed an amount equal to 25.0% of the Total Assets.

“*Person*” means any individual, corporation, partnership, limited liability company, joint venture, trust, unincorporated organization or government or any agency or political subdivision thereof.

“*PRC*” means the People’s Republic of China, excluding Hong Kong Special Administrative Region, Macau and Taiwan.

“*PRC Restricted Subsidiary*” means a Restricted Subsidiary organized under the laws of the PRC.

“*Preferred Stock*” as applied to the Capital Stock of any Person means Capital Stock of any class or classes that by its term is preferred as to the payment of dividends, or as to the distribution of assets upon any voluntary or involuntary liquidation or dissolution of such Person, over any other class of Capital Stock of such Person.

“*Pre-Registration Mortgage Guarantees*” means any Guarantee by the Parent Guarantor or any Restricted Subsidiary in favor of any bank or other similar financial institutions in the ordinary course of business of secured loans of purchasers of individual units of properties from the Parent Guarantor or any Restricted Subsidiary; *provided* that any such Guarantee shall be released in full upon the perfection of security interest in such properties under applicable law in favor of the relevant lender.

“*Qualified Exchange*” means (1) a national securities exchange (as such term is defined in Section 6 of the Exchange Act) or a designated offshore securities market (as such term is defined in Rule 902(b) under the Securities Act), or (2) the Singapore Exchange Securities Trading Limited, the Nasdaq Stock Market, Shanghai Stock Exchange or Shenzhen Stock Exchange.

“*Rating Agencies*” means (i) S&P, (ii) Moody’s and (iii) Fitch, provided that if S&P, Moody’s or Fitch, two of any of the three or all three of them shall not make a rating of the Parent Guarantor publicly available, a nationally recognized securities rating agency or agencies, as the case may be, selected by the Parent Guarantor, which shall be substituted for S&P, Moody’s, Fitch, two of any of the three or all three of them, as the case may be.

“*Rating Category*” (i) with respect to S&P, any of the following categories: “BB,” “B,” “CCC,” “CC,” “C” and “D” (or equivalent successor categories); (ii) with respect to Moody’s, any of the following categories: “Ba,” “B,” “Caa,” “Ca,” “C” and “D” (or equivalent successor categories); (iii) with respect to Fitch, any of the following categories: “BB,” “B,” “CCC,” “CC,” “C” and “D” (or equivalent successor categories);

and (iv) the equivalent of any such category of S&P, Moody's or Fitch used by another Rating Agency. In determining whether the rating of the Parent Guarantor has decreased by one or more gradations, gradations within Rating Categories ("+" and "-" for S&P; "1," "2" and "3" for Moody's; "+" and "-" for Fitch; or the equivalent gradations for another Rating Agency) shall be taken into account (e.g., with respect to S&P, a decline in a rating from "BB+" to "BB," as well as from "BB-" to "B+," will constitute a decrease of one gradation).

"Rating Date" means (i) in connection with a Change of Control Triggering Event, that date which is 90 days prior to the earlier of (x) a Change of Control and (y) a public notice of the occurrence of a Change of Control or of the intention by the Issuer, the Parent Guarantor or any other Person or Persons to effect a Change of Control or (ii) in connection with actions contemplated under the caption "- Consolidation, Merger and Sale of Assets," that date which is 90 days prior to the earlier of (x) the occurrence of any such actions as set forth therein and (y) a public notice of the occurrence of any such actions.

"Rating Decline" means (i) in connection with a Change of Control Triggering Event, the occurrence on, or within six months after, the date, or public notice of the occurrence of, a Change of Control or the intention by the Parent Guarantor or any Person or Persons to effect a Change of Control (which period shall be extended so long as the rating of the Parent Guarantor is under publicly announced consideration for possible downgrade by any of the Rating Agencies) of any of the events listed below, or (ii) in connection with actions contemplated under the caption "- Consolidation, Merger and Sale of Assets," the notification by any of the Rating Agencies that such proposed actions will result in any of the events listed below:

- (a) in the event the Parent Guarantor are rated by all three of the Rating Agencies on the Rating Date as Investment Grade, the rating of the Parent Guarantor by any two of the three Rating Agencies shall be below Investment Grade;
- (b) in the event the Parent Guarantor are rated by any two, but not all three, of the three Rating Agencies on the Rating Date as Investment Grade, the rating of the Parent Guarantor by any of such two Rating Agencies shall be below Investment Grade;
- (c) in the event the Parent Guarantor are rated by one, and only one, of the three Rating Agencies on the Rating Date as Investment Grade, the rating of the Parent Guarantor by such Rating Agency shall be below Investment Grade; or
- (d) in the event the Parent Guarantor are rated by three or less than three Rating Agencies and are rated below Investment Grade by all such Rating Agencies on the Rating Date, the rating of the Parent Guarantor by any Rating Agency shall be decreased by one or more gradations (including gradations within Rating Categories as well as between Rating Categories).

"Reference Treasury Dealer" means three internationally recognized investment banking firms selected by the Parent Guarantor that are primary U.S. Government securities dealers.

"Reference Treasury Dealer Quotations" means with respect to each Reference Treasury Dealer and any redemption date, the average, as determined by the Parent Guarantor, of the bid and asked prices for the Comparable Treasury Issue, expressed in each case as a percentage of its principal amount, quoted in writing by such Reference Treasury Dealer at 5:00 p.m., New York City time, on the third Business Day immediately preceding such redemption date.

"Replacement Assets" means properties and assets (other than current assets) that will be used in a Permitted Business.

"Restricted Subsidiary" means any Subsidiary of the Parent Guarantor other than an Unrestricted Subsidiary.

“S&P” means Standard & Poor’s Ratings Services and its affiliates.

“*Sale and Leaseback Transaction*” means any direct or indirect arrangement relating to property (whether real, personal or mixed), now owned or hereafter acquired whereby the Parent Guarantor or any Restricted Subsidiary transfers such property to another Person and the Parent Guarantor or any Restricted Subsidiary leases it from such Person.

“*Senior Indebtedness*” of the Parent Guarantor or any Restricted Subsidiary, as the case may be, means all Indebtedness of the Parent Guarantor or such Restricted Subsidiary, as relevant, whether outstanding on the Original Issue Date or thereafter created, except for Indebtedness which, in the instrument creating or evidencing the same, is expressly stated to be subordinated in right of payment to the Notes or, in respect of any Guarantor, its Guarantee; *provided* that Senior Indebtedness does not include (i) any obligation to the Parent Guarantor or any Restricted Subsidiary, (ii) trade payables or (iii) Indebtedness Incurred in violation of the Indenture.

“*Significant Subsidiary*” means any Subsidiary that would be a “significant subsidiary” as defined in Article 1, Rule 1-02 of Regulation S-X, promulgated pursuant to the United States Securities Act of 1933, as amended, as such Regulation is in effect on the date of the Indenture.

“*Staged Acquisition Agreement*” means an agreement between the Parent Guarantor or a Restricted Subsidiary and an Independent Third Party (x) pursuant to which the Parent Guarantor or such Restricted Subsidiary agrees to acquire not less than a majority of the Capital Stock of a Person for a consideration that is not more than the Fair Market Value of such Capital Stock of such Person at the time the Parent Guarantor or such Restricted Subsidiary enters into such agreement and (y) which provides that the payment of the purchase price for such Capital Stock is made in more than one installment over a period of time.

“*Stated Maturity*” means, (1) with respect to any Indebtedness, the date specified in such debt security as the fixed date on which the final installment of principal of such Indebtedness is due and payable as set forth in the documentation governing such Indebtedness and (2) with respect to any scheduled installment of principal of or interest on any Indebtedness, the date specified as the fixed date on which such installment is due and payable as set forth in the documentation governing such Indebtedness.

“*Subordinated Indebtedness*” means any Indebtedness of the Issuer or any Guarantor which is contractually subordinated or junior in right of payment to the Notes or any Guarantee, as applicable, pursuant to a written agreement to such effect.

“*Subordinated Shareholder Loan*” means any loan to the Parent Guarantor or any Restricted Subsidiary from Permitted Holders which (i) is subordinated in right of payment to the Notes, (ii) by its terms (and by the terms of any security into which it is convertible or for which it is exchangeable) does not mature and is not required to be repaid, pursuant to a sinking fund obligation event of default or otherwise, in whole or in part, on or prior to the date that is one year after the Stated Maturity of the Notes and (iii) does not provide any cash payment of interest.

“*Subsidiary*” means, with respect to any Person, any corporation, association or other business entity (i) of which more than 50% of the voting power of the outstanding Voting Stock is owned, directly or indirectly, by such Person and one or more other Subsidiaries of such Person or (ii) of which 50% of the voting power of the outstanding Voting Stock is owned, directly or indirectly, by such Person and one or more other Subsidiaries of such Person and which is “controlled” and consolidated by such Person in accordance with GAAP; *provided, however*, that with respect to clause (ii) the occurrence of any event (other than the issuance or sale of Capital Stock) as a result of which such corporation, association or other business entity ceases to be “controlled” by such Person under GAAP and to constitute a Subsidiary of such Person shall be deemed to be a designation of such corporation, association or other business entity as an Unrestricted Subsidiary by such Person and be subject to the requirements under the first paragraph of “Designation of Restricted and Unrestricted Subsidiaries” covenant.

“*Subsidiary Guarantee*” means any guarantee of the obligations of the Issuer under the Indenture and the Notes by any Subsidiary Guarantor.

“*Subsidiary Guarantor*” means any initial Subsidiary Guarantor named herein and any other Restricted Subsidiary which guarantees the payment of the Notes pursuant to the Indenture and the Notes; *provided* that Subsidiary Guarantor will not include any Person whose Subsidiary Guarantee has been released in accordance with the Indenture and the Notes.

“*Temporary Cash Investment*” means any of the following:

- (1) direct obligations of the United States of America, any state of the European Economic Area, the PRC and Hong Kong or any agency thereof or obligations fully and unconditionally guaranteed by the United States of America, any state of the European Economic Area, the PRC and Hong Kong or any agency thereof, in each case maturing within one year;
- (2) time deposit accounts, certificates of deposit and money market deposits maturing within 180 days of the date of acquisition thereof issued by a bank or trust company which is organized under the laws of the United States of America or any state thereof, any state of the European Economic Area or Hong Kong, and which bank or trust company has capital, surplus and undivided profits aggregating in excess of US\$100.0 million (or the Dollar Equivalent thereof) and has outstanding debt which is rated “A” (or such similar equivalent rating) or higher by at least one nationally recognized statistical rating organization (as defined in Section 3(a)(62) of the Exchange Act) or any money market fund sponsored by a registered broker dealer or mutual fund distributor;
- (3) repurchase obligations with a term of not more than 30 days for underlying securities of the types described in clause (1) above entered into with a bank or trust company meeting the qualifications described in clause (2) above;
- (4) commercial paper, maturing within 180 days of the date of acquisition thereof, issued by a corporation (other than an Affiliate of the Parent Guarantor) organized and in existence under the laws of the United States of America, any state thereof or any foreign country recognized by the United States of America with a rating at the time as of which any investment therein is made of “P-1” (or higher) according to Moody’s or “A-1” (or higher) according to S&P;
- (5) securities, maturing within one year of the date of acquisition thereof, issued or fully and unconditionally guaranteed by any state, commonwealth or territory of the United States of America, or by any political subdivision or taxing authority thereof or Hong Kong and rated at least “A” by S&P, “A2” by Moody’s or “A” by Fitch;
- (6) any mutual fund that has at least 95% of its assets continuously invested in investments of the types described in clauses (1) through (5) above; and
- (7) demand or time deposit accounts, certificates of deposit, overnight or call deposits and money market deposits with any banks or financial institutions organized under the laws of the PRC or structured deposit products that are principal protected with any banks or financial institutions organized under the laws of the PRC.

“*Total Assets*” means, as of any date, the total consolidated assets of the Parent Guarantor and its Restricted Subsidiaries measured in accordance with GAAP as of the last day of the most recent semi-annual period for which consolidated financial statements of the Parent Guarantor (which the Parent Guarantor shall use its reasonable best efforts to compile on a timely manner) are available (which may be internal consolidated financial statements); *provided* that:

- (1) only with respect to clause (b)(7) of “– Certain Covenants – Limitation on Indebtedness and Preferred Stock” covenant and the definition of “Permitted Subsidiary Indebtedness,” Total Assets shall be calculated after giving pro forma effect to include the cumulative value of all of the real or personal property or equipment the acquisition, development, construction or improvement of which

requires or required the Incurrence of Indebtedness and calculation of Total Assets thereunder, as measured by the purchase price or cost therefor or budgeted cost provided in good faith by the Parent Guarantor or any Restricted Subsidiary to the bank or other similar financial institutional lender providing such Indebtedness; and

- (2) only with respect to clause (b)(22) of the “– Certain Covenants – Limitation on Indebtedness and Preferred Stock” covenant, with respect to the Incurrence of any Acquired Indebtedness as a result of any Person becoming a Restricted Subsidiary, Total Assets shall be calculated after giving pro forma effect to include the consolidated assets of such Restricted Subsidiary and any other change to the consolidated assets of the Parent Guarantor as a result of such Person becoming a Restricted Subsidiary.

“*Trade Payables*” means, with respect to any Person, any accounts payable or any other indebtedness or monetary obligation to trade creditors created, assumed or guaranteed by such Person or any of its Subsidiaries arising in the ordinary course of business in connection with the acquisition of goods or services and payable within 90 days.

“*Transaction Date*” means, with respect to the Incurrence of any Indebtedness, the date such Indebtedness is to be Incurred and, with respect to any Restricted Payment, the date such Restricted Payment is to be made.

“*Trust Company Investor*” means an Independent Third Party that is a bank, financial institution, insurance company, trust company, fund management company, asset management company organized under the laws of the PRC, Hong Kong Special Administrative Region, Macau Special Administrative Region or any overseas countries or territories or an Affiliate thereof, that Invests in any Capital Stock of a Restricted Subsidiary.

“*Unrestricted Subsidiary*” means (1) any Subsidiary of the Parent Guarantor that at the time of determination shall be designated an Unrestricted Subsidiary by the Board of Directors in the manner provided in the Indenture and (2) any Subsidiary of an Unrestricted Subsidiary.

“*U.S. Government Obligations*” means securities that are (1) direct obligations of the United States of America for the payment of which its full faith and credit is pledged or (2) obligations of a Person controlled or supervised by and acting as an agency or instrumentality of the United States of America the payment of which is unconditionally Guaranteed as a full faith and credit obligation by the United States of America, which, in either case, are not callable or redeemable at the option of holder thereof at any time prior to the Stated Maturity of the Notes, and shall also include a depository receipt issued by a bank or trust company as custodian with respect to any such U.S. Government Obligation or a specific payment of interest on or principal of any such U.S. Government Obligation held by such custodian for the account of the holder of a depository receipt; *provided* that (except as required by law) such custodian is not authorized to make any deduction from the amount payable to the holder of such depository receipt from any amount received by the custodian in respect of the U.S. Government Obligation or the specific payment of interest on or principal of the U.S. Government Obligation evidenced by such depository receipt.

“*Voting Stock*” means, with respect to any Person, Capital Stock of any class or kind ordinarily having the power to vote for the election of directors, managers or other voting members of the governing body of such Person.

“*Wholly Owned*” means, with respect to any Subsidiary of any Person, the ownership of all of the outstanding Capital Stock of such Subsidiary (other than any director’s qualifying shares or Investments by foreign nationals mandated by applicable law) by such Person or one or more Wholly Owned Subsidiaries of such Person.

DESCRIPTION OF OTHER MATERIAL INDEBTEDNESS

7.5% SENIOR NOTES DUE 2022

Our US\$500 million aggregate principal amount of 7.5% senior notes due 2022 (the “**2022 Notes**”) are our senior obligations and rank at least pari passu in right of payment with any unsecured, unsubordinated indebtedness. As of the date of this offering memorandum, we had a total of US\$500 million principal amount of the 2022 Notes outstanding.

Guarantee and Collateral

Our obligations under the 2022 Notes are guaranteed by our existing and future wholly-owned subsidiaries that are incorporated or organized outside the PRC, except the initial non-guarantor subsidiaries.

Interest

The 2022 Notes bear interest at 7.5% annually, payable semi-annually in arrears.

Covenants, Events of Default and Change of Control

The indenture governing the 2022 Notes contains covenants, events of default and change of control provisions substantially the same as those in the indenture governing the Notes offered in this offering.

Maturity and Redemption

The maturity date of the 2022 Notes is June 27, 2022. At any time on or after June 27, 2021, we may redeem the 2022 Notes, in whole or in part, at a redemption price equal to 103.75% of principal amount plus accrued and unpaid interest.

Additionally, if we or a guarantor of the 2022 Notes becomes obligated to pay certain additional amounts as a result of certain changes in specified tax law, we may redeem the 2022 Notes, in whole but not in part, at a redemption price equal to 100% of the principal amount of the 2022 Notes, plus any accrued and unpaid interest, subject to certain exceptions.

ASSET-BACK SECURITIES

In March 2016, we issued asset-backed securities with an aggregate nominal value of RMB2,107,000,000 (equivalent to approximately US\$323.8 million) (the “**Securities**”). The Securities were partially repaid and the carrying amount of the remaining Securities as at 31st December 2018 amounted to HK\$1,686,913,000. The remaining Securities will mature in 2019, 2020, 2021 and 2022. Subject to the terms and conditions specified in the offering circular, we have the right to redeem all of the Securities which mature in 2020, 2021 and 2022 (the “**Redeemable Securities**”) at the end of the third year from the date of issue, the investors are also entitled to sell back the Redeemable Securities to us on the same date.

COMMERCIAL MORTGAGE-BACKED SECURITIES

In June 2018, we issued commercial mortgage-backed securities with an aggregate nominal value of RMB5,600,000,000 (equivalent to approximately HK\$6,391,235,000) (the “**Securities**”). The Securities will mature in 2039 and are repayable at their nominal value of RMB5,600,000,000. Subject to the terms and conditions specified in the offering circular, we have the right to redeem all of the Securities every three years (the “**Redeemable Securities**”) from the date of issue, the investor are also entitled to sell back the Redeemable Securities to us on the same date. As at 31st December 2018, the Securities are secured by an investment property of approximately HK\$7,180 million and rental receivables of the investment property.

In June 2019, we issued commercial mortgage-backed securities with an aggregate nominal value of RMB2,000,000,000 (equivalent to approximately HK\$2,273,606,000) (the “**Securities**”). The Securities will mature in 2037 and are repayable at their nominal value of RMB2,000,000,000. Subject to the terms and conditions specified in the offering circular of the Securities, we have the right to redeem all of the Securities every three years (the “**Redeemable Securities**”) from the date of issue, the investor are also entitled to sell back the Redeemable Securities to us on the same date. As at 30th June 2019, the Securities are secured by an investment property of approximately HK\$2,581 million and rental receivables of the investment property.

TERM LOAN AGREEMENTS

As of December 31, 2018, we had banking facilities of approximately HK\$81,083.1 million (US\$10,381.5 million) for short-term and long-term bank loans, of which HK\$32,310.6 million (US\$4,136.9 million) was unutilized.

Certain of our PRC subsidiaries have entered into term loan agreements with various PRC financial institutions, including The Agricultural Bank of China, Bank of China, China Construction Bank, China CITIC Bank, China Merchants Bank, China Everbright Bank, Guangdong Development Bank, Guangzhou Rural Commercial Bank, Beijing Rural Commercial Bank and China Foreign Economy & Trade Trust Co., Ltd., to finance the development of projects and working capital requirements. These loans have terms ranging from six months to ten years. As of December 31, 2018, the aggregate outstanding amount under these loans totaled HK\$45,463 million (US\$5,820.9 million), of which HK\$9,436.0 million (US\$1,208.1 million) was due within one year or on demand, and HK\$36,027.0 million (US\$4,612.8 million) was due in greater than one year.

Interest

The principal amounts outstanding under the term loans generally bear interest at floating rates calculated by reference to the relevant bank’s benchmark interest rate, which in turn is generally linked to the PBOC-published rates. Floating interest rates are generally subject to review by the banks monthly, quarterly, annually, every 15 months, or simultaneously with the adjustment of the PBOC-published rate. Interest payments are generally payable either monthly or quarterly and must be made on each payment date as provided in the particular loan agreement. For the year ended December 31, 2018, the weighted average interest rate on the aggregate outstanding amount of our term loans was 6.0% per annum.

Covenants

Under these term loans, many of our PRC subsidiary borrowers have agreed, among other things, not to take the following actions without first notifying the lenders or obtaining the lenders’ prior consent:

- issue any bonds;
- create encumbrances on all or substantiality all of their property or assets;
- grant guarantees to any third parties or pledge or mortgage their material assets that may adversely affect their ability to repay their loans;
- make any major changes to their corporate structures, such as entering into joint ventures, mergers and acquisitions and reorganizations;
- reduce their registered capital;
- acquire or invest in businesses not within the scope of businesses specified in their business licenses; or
- enter into any arrangement that makes their loans subordinated to other indebtedness.

Under several term loans, certain of our PRC subsidiaries have agreed not to distribute dividends to their shareholders or repay shareholder loans without written consent of the lenders or before having fully repaid the term loans. Certain of our PRC subsidiaries have agreed with their lenders not to distribute dividends to their shareholders or repay shareholder loans (i) if their after-tax net profit is nil or negative or insufficient to cover losses from the previous accounting periods; or (ii) if their profit before tax in the relevant accounting period has not been used to pay off the principal, interests or other related expenses due in that accounting period or is insufficient to cover the principal, interests or other related expenses due in next period.

Financial Covenants

Under some of our term loans, certain of our PRC subsidiaries have agreed to comply with financial covenants, including in connection with the ratios of the outstanding loan amount over the appraised net market value of the mortgaged property, the total amount of guarantees provided by a borrower to its net assets, total liabilities to total assets, sum of actual plus contingent liabilities to net assets, total liabilities to total equity, contingent liabilities to total equity, current assets to current liabilities and long-term equity investment to net assets.

Events of Default

The term loans contain certain customary events of default, including cross-default, insolvency and breaches of the terms of the loan agreements. The lenders are entitled to terminate their respective agreements or demand immediate repayment of loans upon the occurrence of an event of default.

GUARANTEE AND SECURITY

We and certain of our PRC subsidiaries have entered into guarantee agreements with lenders in connection with certain loan agreements pursuant to which we and our subsidiaries have agreed to guarantee all liabilities of the subsidiary borrowers under these loans. Under some of these guarantee agreements, we also agreed not to guarantee the debt obligation of a third party or establish any mortgage or pledge over our assets to secure our debt obligations or the debt obligations of a third party, which could adversely affect our ability to perform our obligations under such guarantee agreements, without first obtaining the lenders' prior consent. We believe that the Notes offered hereby would not adversely affect our ability to perform our obligations under such guarantee agreements.

Certain of our PRC subsidiaries have entered into security agreements with lenders in connection with certain loan agreements and trust financial arrangements, pursuant to which these subsidiaries have agreed to provide a security interest over their assets or their equity interests in other companies to secure the liabilities of other subsidiary borrowers under these loans and trust financial arrangements. The assets pledged by our subsidiaries include properties, construction-in-progress, land use rights, bank deposits, security funds, rent received or receivable, proceeds of sales, and rights and interests under certain project documents or insurance policies.

CUSTOMER GUARANTEES

In line with industry practice, we provide guarantees to mortgage banks in respect of mortgage loans taken out by purchasers of our properties. Such guarantee obligations typically terminate upon the delivery of the relevant property ownership certificates on the underlying property to the bank. As of December 31, 2018, the aggregate outstanding amount guaranteed was HK\$8,044.7 million (US\$1,027.4 million).

TAXATION

The discussion below is not intended to constitute a complete analysis of all tax consequences relating to ownership of the Notes. Prospective purchasers of the Notes should consult their own tax advisors concerning the tax consequences of their particular situations. This description is based on current laws, regulations and interpretations. These laws, regulations and interpretations, however, may change at any time, and any change could be retroactive to the date of issuance of the Notes. These laws and regulations are also subject to various interpretations and the relevant tax authorities or the courts could later disagree with the explanations or conclusions set out below.

BERMUDA TAX

Under present Bermuda law, no Bermuda withholding tax on interest payments, dividends or other distributions, nor any Bermuda tax computed on profits or income or on any capital asset, gain or appreciation will be payable by an exempted company or its operations, nor is there any Bermuda tax in the nature of estate duty or inheritance tax applicable to shares, debentures or other obligations of the company held by non-residents of Bermuda. Furthermore, we have obtained from the Minister of Finance of Bermuda, an assurance, under the Exempted Undertakings Tax Protection Act 1966 of Bermuda, that no such taxes shall be so applicable until March 28, 2035, although this assurance will not prevent the imposition of any Bermuda tax payable in relation to any land in Bermuda owned or leased or let to us or to persons ordinarily resident in Bermuda.

Stamp Duty

As an exempted company, we are exempt from all stamp duties except on transactions involving “Bermuda property.” This term relates essentially to real and personal property physically situated in Bermuda, including shares in local (as opposed to exempted) companies. Neither we nor holders of the Notes, as the case may be (other than persons ordinarily resident in Bermuda), are subject to stamp duty or other similar duty in relation to the Notes (including the transfer thereof).

BRITISH VIRGIN ISLANDS

There is no income or other tax of the British Virgin Islands imposed by withholding or otherwise on any payment to be made to or by the Issuer pursuant to the Notes.

No estate, inheritance, succession or gift tax, rate, duty, levy or other charge is payable by persons who are not persons resident in the British Virgin Islands with respect to any shares, debt obligations or other securities of the Issuer, save for interest payable to or for the benefit of an individual resident in the European Union.

HONG KONG

The following summary of certain Hong Kong tax consequences of the purchase, ownership and disposition of the Notes is based upon laws, regulations, decisions and practice now in effect, all of which are subject to prospective change and possibly retroactive change. The summary does not purport to be a comprehensive description of all the tax considerations that may be relevant to a decision to purchase, own or dispose of the Notes and does not purport to deal with the consequences applicable to all categories of investors, some of which may be subject to special rules. Persons considering the purchase of the Notes should consult their own tax advisors concerning the application of Hong Kong tax laws to their particular situation as well as any consequences of the purchase, ownership and disposition of the Notes arising under the laws of any other taxing jurisdiction.

Withholding Tax

No withholding tax in Hong Kong is payable on payments of principal (including any premium payable on redemption of the Notes) or interest in respect of the Notes or payments made by a Subsidiary Guarantor pursuant to its guarantee of the Notes.

Profits Tax

Hong Kong profits tax is charged on every person carrying on a trade, profession or business in Hong Kong in respect of assessable profits arising in or derived from Hong Kong from such trade, profession or business. Under the Inland Revenue Ordinance (Chapter 112 of the Laws of Hong Kong) (the “**Inland Revenue Ordinance**”), as it is currently applied, Hong Kong profits tax may be charged on revenue profits arising on the sale, disposal or redemption of the Notes where such sale, disposal or redemption is or forms part of a trade, profession or business carried on in Hong Kong.

Interest on the Notes will be subject to Hong Kong profits tax where such interest has a Hong Kong source, and is received by or accrues to:

- a corporation carrying on a trade, profession or business in Hong Kong;
- a person, other than a corporation, carrying on a trade, profession or business in Hong Kong and such interest is in respect of the funds of the trade, profession or business; or
- a financial institution (as defined in the Inland Revenue Ordinance) and such interest arises through or from the carrying on by the financial institution of its business in Hong Kong.

Stamp Duty

No Hong Kong stamp duty will be chargeable upon the issue or transfer of a Note (for so long as the register of holders of the Notes is maintained outside Hong Kong, as is expected to be the case).

PRC

Taxation of Interest and Capital Gains

We may be classified as a “resident enterprise” for PRC tax purposes, as described in “Risk Factors – Risks Relating to Conducting Business in the PRC – Under the EIT Law, we may be classified as a “resident enterprise” of China. Such Classification could result in unfavorable tax consequences to us and our non-PRC noteholders”. If we are deemed a “resident enterprise”, interest payable to the holders of the Notes and any gains realized by the holders of the Notes from the transfer of the Notes may be treated as income derived from sources within China. Non-resident enterprise holders of the Notes may be subject to PRC tax at a rate of 10% on their interest income or capital gains (which in the case of interest would be withheld at source), so long as they do not have an establishment or place of business in China or, despite the existence of establishment or place of business in China, the relevant income or gain is not effectively connected with such establishment or place of business in China. Non-resident individual holders may be subject to PRC tax at a rate of 20% on their interest income or capital gains (which in the case of interest would be withheld at source). Any PRC tax liability may be reduced under applicable tax treaties. However, it is unclear whether in practice non-resident noteholders would be able to obtain the benefit of income tax treaties entered into between PRC and their countries. Currently, we are of the view that we are not required to withhold such tax. However, there can be no assurance that our view will not be challenged in the future. If we are not deemed a “resident enterprise” for PRC tax purposes, non-resident enterprise and non-resident individual holders of the Notes will not be subject to PRC tax on interest received or gains from the transfer of the Notes. It is unclear whether the PRC tax authorities would treat us as a PRC “resident enterprise” and the application of interest income or capital gains tax to holders of Notes is uncertain.

Value-added Tax

According to the Circular on Comprehensively Promoting the Pilot Program of the Collection of Value-added Tax in Lieu of Business Tax (Circular 36), which was promulgated on March 23, 2016 and became effective on May 1, 2016, business tax has been replaced by VAT from May 1, 2016 and the income derived from the provision of financial services which attracted business tax is now subject to VAT. According to Circular 36, the entities and individuals providing the services within PRC shall be subject to VAT. The services are treated as being provided within PRC where either the service provider or the service recipient is located in PRC. The services subject to VAT include the provision of financial services such as the provision of loans. It is further clarified under Circular 36 that the “loans” refers to the activity of lending capital for another’s use and receiving the interest income thereon. Based on the definition of “loans” under Circular 36, the issuance of Notes may be treated as the holders of the Notes providing loans to the Issuer, which thus may be regarded as financial services subject to VAT. There is uncertainty whether the holders of the Notes would be regarded as providing the financial services within PRC and consequently, the holders of the Notes may be subject to VAT at the rate of 6% when receiving the interest payments under the Notes. In addition, the holders of the Notes shall be subject to the local levies at approximately 12% of the VAT payment. Consequently, the combined rate of VAT and local levies would be around 6.72%. Given that the Issuer pays interest income to Note holders who are located outside of the PRC, the Issuer may be regarded as the obligatory withholder in accordance with applicable law and shall withhold VAT and local levies from the payment of interest income to Note holders who are located outside of the PRC.

Where a holder of the Notes, who is an entity or individual located outside of the PRC, resells the Notes to an entity or individual located outside of the PRC and derives any gain, since neither the service provider nor the service recipient is located in the PRC, theoretically Circular 36 does not apply and the Issuer does not have the obligation to withhold VAT or the local levies.

The above statement may be subject to further change upon the issuance of further clarification rules and/or different interpretation by the competent tax authority. There is uncertainty as to the application of Circular 36.

PLAN OF DISTRIBUTION

Under the terms and subject to the conditions contained in a purchase agreement dated February 12, 2020 (the “**Purchase Agreement**”), China International Capital Corporation Hong Kong Securities Limited, The Hongkong and Shanghai Banking Corporation Limited, Silk Road International Capital Limited, CCB International Capital Limited, Haitong International Securities Company Limited, GF Securities (Hong Kong) Brokerage Limited, HeungKong Securities Limited, Citigroup Global Markets Limited, DBS Bank Ltd., BOCOM International Securities Limited, The Bank of East Asia, Limited, Orient Securities (Hong Kong) Limited and CLSA Limited (together the “**Initial Purchasers**”), have severally agreed to purchase from us, and we have agreed to sell to the Initial Purchasers, the following aggregate principal amount of the Notes.

| Name | Principal Amount |
|--|------------------------|
| China International Capital Corporation Hong Kong Securities Limited | US\$50,000,000 |
| The Hongkong and Shanghai Banking Corporation Limited. | US\$50,000,000 |
| Silk Road International Capital Limited. | US\$50,000,000 |
| CCB International Capital Limited. | US\$50,000,000 |
| Haitong International Securities Company Limited | US\$50,000,000 |
| GF Securities (Hong Kong) Brokerage Limited | US\$50,000,000 |
| HeungKong Securities Limited | US\$50,000,000 |
| Citigroup Global Markets Limited | US\$50,000,000 |
| DBS Bank Ltd.. | US\$50,000,000 |
| BOCOM International Securities Limited. | US\$12,500,000 |
| The Bank of East Asia, Limited. | US\$12,500,000 |
| Orient Securities (Hong Kong) Limited | US\$12,500,000 |
| CLSA Limited | US\$12,500,000 |
| TOTAL | US\$500,000,000 |

The Purchase Agreement provides that the obligation of the Initial Purchasers to pay for and accept delivery of the Notes is several and not joint and is subject to the approval of certain legal matters by their counsel and certain other conditions. The purchase agreement may be terminated by the Initial Purchasers in certain circumstances prior to the delivery and payment of the Notes. The purchase agreement provides that the Issuer will pay the Initial Purchasers a customary commission. In addition, we have agreed with the Initial Purchasers that we will pay a commission to private banks in connection with the purchase of the Notes by their private bank clients. After the initial offering, the offering price and other selling terms may be varied from time to time by the Initial Purchasers.

The Issuer and the Guarantors have agreed to indemnify the Initial Purchasers against certain liabilities, including liabilities under the Securities Act, and to contribute to payments which the Initial Purchasers may be required to make in respect thereof.

In the Purchase Agreement, the Issuer and the Guarantors have agreed that none of the Issuer or any of the Guarantors will, directly or indirectly offer, sell, contract to sell, issue or otherwise dispose of any debt securities issued or guaranteed by the Issuer or any of the Guarantors and having a tenor of more than one year for a period of 45 days after the date of this offering memorandum without the prior written consent of the Initial Purchasers.

The Notes are a new issue of securities with no established trading market. We have received approval in-principle for the listing of the Notes on the SGX-ST. We have been advised by the Initial Purchasers that, in connection with the offering of the Notes, any of the Initial Purchasers appointed and acting as stabilization agent may, on behalf of the Initial Purchasers, engage in transactions that stabilize, maintain or otherwise affect the price of the Notes. In connection with this offering of the Notes, any of the Initial

Purchasers appointed and acting as the stabilization manager, may purchase and sell the Notes in the open market. These transactions may, to the extent permitted by applicable laws and regulations, include short sales, stabilizing transactions and purchases to cover positions created by short sales. These activities may stabilize, maintain or otherwise affect the market price of the Notes. As a result, the price of the Notes may be higher than the price that otherwise might exist in the open market. If these activities are commenced, they may be discontinued at any time and must in any event be brought to an end after a limited time. These activities will be undertaken solely for the accounts of the Joint Bookrunners and Joint Lead Managers (as defined herein), and not for or on behalf of us.

The Initial Purchasers or its affiliates have performed commercial banking, investment banking or advisory services for us from time to time for which they have received customary fees and reimbursement of expenses. The Initial Purchasers or its affiliates may, from time to time, engage in transactions with and perform services for us in the ordinary course of business for which they may receive customary fees and reimbursement of expenses. We may enter into hedging or other derivative transactions as part of our risk management strategy with one or more of the Initial Purchasers, which may include transactions relating to our obligations under the Notes. Our obligations under these transactions may be secured by cash or other collateral.

In connection with this offering of the Notes, each Initial Purchaser and/or its affiliate(s) may act as an investor for its own account and may take up Notes in the offering and in that capacity may retain, purchase or sell for its own account such securities and any of our other securities or related investments and may offer or sell such securities or other investments otherwise than in connection with the offering of the Notes. Accordingly, references herein to the Notes being offered should be read as including any offering of the Notes to the Initial Purchasers and/or their affiliates acting in such capacity. Such persons do not intend to disclose the extent of any such investment or transactions otherwise than in accordance with any legal or regulatory obligation to do so.

SELLING RESTRICTIONS

General

No action has been taken or will be taken in any jurisdiction by us or the Initial Purchasers that would permit a public offering of the Notes, or the possession, circulation or distribution of this offering memorandum or any other material relating to the Notes or this offering, in any jurisdiction where action for that purpose is required. Accordingly, the Notes may not be offered or sold, directly or indirectly, and neither this offering memorandum nor such other material may be distributed or published, in or from any country or jurisdiction except in compliance with any applicable rules and regulations of such country or jurisdiction.

If a jurisdiction requires that the offering be made by a licensed broker or dealer and the Initial Purchasers or any affiliate of the Initial Purchasers is a licensed broker or dealer in that jurisdiction, the offering shall be deemed to be made by such Initial Purchasers or such affiliate on behalf of the Issuer in such jurisdiction.

PRIIPs Regulation/Prohibition of sales to EEA and the UK retail investors

The Notes are not intended to be offered, sold or otherwise made available to and should not be offered, sold or otherwise made available to any retail investor in the European Economic Area (“EEA”) and the United Kingdom. For these purposes, a retail investor means a person who is one (or more) of: (i) a retail client as defined in point (11) of Article 4(1) of Directive 2014/65/EU (as amended, “**MiFID II**”); or (ii) a customer within the meaning of Directive 2016/97 (the “**Insurance Distribution Directive**”), where that customer would not qualify as a professional client as defined in point (10) of Article 4(1) of MiFID II. Consequently no key information document required by Regulation (EU) No 1286/2014 (as amended, the “**PRIIPs Regulation**”) for offering or selling the Notes or otherwise making them available to retail investors in the EEA has been prepared and therefore offering or selling the Notes or otherwise making them available to any retail investor in the EEA may be unlawful under the PRIIPs Regulation.

United States

The Notes and the Guarantees have not been and will not be registered under the U.S. Securities Act or any state securities laws and may not be offered or sold within the United States and may only be offered or sold outside the United States in compliance with Regulation S under the U.S. Securities Act. See “Transfer Restrictions.”

In addition, until 40 days after the commencement of this offering, an offer or sale of Notes within the United States by a dealer (whether or not participating in this offering) may violate the registration requirements of the U.S. Securities Act.

United Kingdom

The Initial Purchasers have only communicated or caused to be communicated and will only communicate or cause to be communicated an invitation or inducement to engage in investment activity (within the meaning of Section 21 of the Financial Services and Markets Act 2000) received by it in connection with the issue or sale of the Securities in circumstances in which Section 21(1) of such Act does not apply to Initial Purchasers and the Initial Purchasers have complied and will comply with all applicable provisions of such Act with respect to anything done by them in relation to any Securities in, from or otherwise involving the United Kingdom.

Hong Kong

The Notes will not be offered or sold in Hong Kong, by means of any document, other than (i) to “professional investors” as defined in the SFO and any rules made thereunder; or (ii) in other circumstances which do not result in any such document being a “prospectus” as defined in the Companies (Winding Up and Miscellaneous Provisions) Ordinance (Cap. 32 of the Laws of Hong Kong) or which do not constitute an offer to the public within the meaning of that Ordinance. No advertisement, invitation or document relating to the Notes may be issued or may be in the possession of any person for the purpose of being issued, whether in Hong Kong or elsewhere, which is directed at, or the contents of which are likely to be accessed or read by, the public in Hong Kong (except if permitted to do so under the laws of Hong Kong) other than with respect to the Notes which are or are intended to be disposed of only to persons outside Hong Kong or only to “professional investors” as defined in the SFO and any rules made thereunder.

Japan

The Notes have not been and will not be registered under the Financial Instruments and Exchange Law of Japan (Law No. 25 of 1948) (as amended) (the “FIEL”), and disclosure under the FIEL has not been made with respect to the Notes. Accordingly, the Notes may not be offered or sold, directly or indirectly in Japan or to, or for the account of, any resident of Japan, or to others for reoffering or re-sale, directly or indirectly in Japan or to, or for the benefit of, any resident of Japan, except pursuant to any exemption from the registration requirements of the FIEL and otherwise in compliance with the FIEL and other applicable provisions of Japanese laws and regulations. As used in this paragraph, “resident of Japan” means any person residing in Japan, including any corporation or other entity organized under the laws of Japan.

Singapore

Each of the Initial Purchasers has acknowledged that this Offering Memorandum has not been registered as a prospectus with the Monetary Authority of Singapore. Accordingly, each of the Initial Purchasers has represented, warranted and agreed that it has not offered or sold any Notes or caused the Notes to be made the subject of an invitation for subscription or purchase and will not offer or sell any Notes or cause the Notes to be made the subject of an invitation for subscription or purchase, and has not circulated or distributed, nor will it circulate or distribute, this Offering Memorandum or any other document or material in connection with the offer or sale, or invitation for subscription or purchase, of the Notes, whether directly or indirectly, to any person in Singapore other than (i) to an institutional investor (as

defined in Section 4A of the Securities and Futures Act (Chapter 289) of Singapore, as modified or amended from time to time (the “SFA”)) pursuant to Section 274 of the SFA, (ii) to a relevant person (as defined in Section 275(2) of the SFA) pursuant to Section 275(1) of the SFA, or any person pursuant to Section 275(1A) of the SFA, and in accordance with the conditions specified in Section 275 of the SFA, or (iii) otherwise pursuant to, and in accordance with the conditions of, any other applicable provision of the SFA.

Where the Notes are subscribed or purchased under Section 275 of the SFA by a relevant person which is:

- (a) a corporation (which is not an accredited investor (as defined in Section 4A of the SFA)) the sole business of which is to hold investments and the entire share capital of which is owned by one or more individuals, each of whom is an accredited investor; or
- (b) a trust (where the trustee is not an accredited investor) whose sole purpose is to hold investments and each beneficiary of the trust is an individual who is an accredited investor,

securities or securities-based derivatives contracts (each term as defined in Section 2(1) of the SFA) of that corporation or the beneficiaries’ rights and interest (howsoever described) in that trust shall not be transferred within six months after that corporation or that trust has acquired the Notes pursuant to an offer made under Section 275 of the SFA except:

- (1) to an institutional investor or to a relevant person, or to any person arising from an offer referred to in Section 275(1A) or Section 276(4)(i)(B) of the SFA;
- (2) where no consideration is or will be given for the transfer;
- (3) where the transfer is by operation of law;
- (4) as specified in Section 276(7) of the SFA; or
- (5) as specified in Regulation 37A of the Securities and Futures (Offers of Investments) (Securities and Securities-based Derivatives Contracts) Regulations 2018.

PRC

This offering memorandum does not constitute a public offer of the Notes, whether by sale or by subscription, in the PRC. The Notes will not be offered or sold within the PRC by means of this offering memorandum or any other document.

Bermuda

No Notes will be offered or sold to the public in Bermuda.

British Virgin Islands

No invitation will be made directly or indirectly to any person resident in the British Virgin Islands to subscribe for any of the Notes.

TRANSFER RESTRICTIONS

Because of the following restrictions, we encourage you to consult legal counsel prior to making any offer, sale, resale, pledge or other transfer of the Notes.

The Notes are subject to restrictions on transfer as summarized below. By purchasing the Notes (including the Guarantees), you will be deemed to have made the following acknowledgements, representations to, and agreements with, us and the Initial Purchasers:

1. You understand and acknowledge that:
 - the Notes (including the Guarantees) have not been registered under the Securities Act or any other applicable securities laws;
 - the Notes (including the Guarantees) are being offered for resale in transactions that do not require registration under the Securities Act or any other securities laws;
 - the Notes (including the Guarantees) are being offered and sold only outside of the United States in offshore transactions in reliance on Rule 903 of Regulation S under the Securities Act; and
 - unless so registered, the Notes (including the Guarantees) may not be sold or otherwise transferred except under an exemption from, or in a transaction not subject to, the registration requirements of the Securities Act or any other applicable securities laws.
2. You represent that you are not an affiliate (as defined in Rule 144 under the Securities Act) of ours, that you are not acting on our behalf, other than a distributor, and that you are purchasing Notes (including the Guarantees) in an offshore transaction in accordance with Regulation S.
3. You acknowledge that neither we nor the Initial Purchasers nor any person representing us or the Initial Purchasers has made any representation to you with respect to us or the offering of the Notes (including the Guarantees), other than the information contained in this offering memorandum. You represent that you are relying only on this offering memorandum in making your investment decision with respect to the Notes. You agree that you have had access to such financial and other information concerning us and the Notes as you have deemed necessary in connection with your decision to purchase the Notes (including the Guarantees) including an opportunity to ask questions of and request information from us.
4. You represent that you are purchasing the Notes (including the Guarantees) for your own account, or for one or more investor accounts for which you are acting as a fiduciary or agent, in each case not with a view to, or for offer or sale in connection with, any distribution of the Notes (including the Guarantees) in violation of the Securities Act.
5. You also acknowledge that each Note will contain a legend substantially to the following effect:

THIS NOTE AND THE GUARANTEES HAVE NOT BEEN REGISTERED UNDER THE U.S. SECURITIES ACT OF 1933, AS AMENDED (THE “**SECURITIES ACT**”), OR THE SECURITIES LAWS OF ANY STATE OR OTHER JURISDICTION. NEITHER THIS NOTE NOR ANY INTEREST OR PARTICIPATION HEREIN MAY BE REOFFERED, SOLD, ASSIGNED, TRANSFERRED, PLEDGED, ENCUMBERED OR OTHERWISE DISPOSED OF IN THE ABSENCE OF SUCH REGISTRATION OR UNLESS SUCH TRANSACTION IS EXEMPT FROM, OR NOT SUBJECT TO, SUCH REGISTRATION. BY ITS ACQUISITION HEREOF, THE HOLDER HEREOF REPRESENTS THAT IT IS ACQUIRING THIS NOTE IN AN OFFSHORE TRANSACTION IN ACCORDANCE WITH REGULATION S UNDER THE SECURITIES ACT.

6. You acknowledge that we, the Initial Purchasers, the Transfer Agent and others will rely upon the truth and accuracy of the above acknowledgments, representations and agreements. You agree that if any of the acknowledgments, representations or agreements you are deemed to have made by your purchase of Notes is no longer accurate, you will promptly notify us, the Initial Purchasers and the Transfer Agent. If you are purchasing any Notes (including the Guarantees) as a fiduciary or agent for one or more investor accounts, you represent that you have sole investment discretion with respect to each of those accounts and that you have full power to make the above acknowledgments, representations and agreements on behalf of each account.

LEGAL MATTERS

Certain legal matters in connection with this offering will be passed upon for us by Latham & Watkins as to matters of U.S. federal and New York law, by Zhong Lun Law Firm as to matters of PRC law, by MinterEllison LLP as to matters of Hong Kong law, by Conyers Dill & Pearman as to matters of Bermuda law and British Virgin Islands law. Certain legal matters in connection with this offering will be passed upon for the Initial Purchasers by Davis Polk & Wardwell as to matters of U.S. federal and New York law and by King & Wood Mallesons, as to matters of PRC law.

INDEPENDENT AUDITOR

Our audited consolidated financial statements as of and for the years ended December 31, 2017 and 2018, included elsewhere in this offering memorandum, have been audited by PricewaterhouseCoopers, certified public accountants, as stated in their reports appearing in this offering memorandum.

GENERAL INFORMATION

CONSENTS

We have obtained all necessary consents, approvals and authorizations in Bermuda, the BVI and Hong Kong in connection with the issue and performance of the Notes and the Guarantees. The entering into of the Indenture and the issue of the Notes have been authorized by a resolution of our board of directors dated January 21, 2020.

LITIGATION

There are no legal or arbitration proceedings against or affecting us, any of our subsidiaries or any of our assets, nor are we aware of any pending or threatened proceedings, which are or might be material in the context of this issue of the Notes or the Guarantees.

NO MATERIAL ADVERSE CHANGE

Except as otherwise disclosed in this offering memorandum, there has been no adverse change, or any development reasonably likely to involve an adverse change, in the condition (financial or otherwise) of our general affairs since June 30, 2019 that is material in the context of the issue of the Notes.

DOCUMENTS AVAILABLE

For so long as any of the Notes is outstanding, copies of the Indenture may be inspected free of charge during normal business hours on any weekday (except public holidays) at the corporate trust office of the Trustee.

For so long as any of the Notes is outstanding, copies of the independent auditor's reports and/or our published financial statements, if any, including the independent auditor's reports set out in the section entitled "Index to Financial Information" in this offering memorandum, may be obtained during normal business hours on any weekday (except public holidays) at the registered offices of the Issuer or the Parent Guarantor.

CLEARING SYSTEMS AND SETTLEMENT

The Notes have been accepted for clearance through the facilities of Euroclear and Clearstream with International Securities Identification Number of XS2112787499 and Common Code of 211278749. Only Notes evidenced by a Global Note have been accepted for clearance through Euroclear and Clearstream, and only such Notes may trade on the SGX-ST.

LISTING OF THE NOTES

We have received approval in-principle for the listing and quotation of the Notes on the Official List of the SGX-ST. The SGX-ST assumes no responsibility for the correctness of any of the statements made or opinions expressed or reports contained in this offering memorandum. Admission to the Official List of the SGX-ST and quotation of any Notes on the SGX-ST is not to be taken as an indication of the merits of the Issuer, the Parent Guarantor, the Subsidiary Guarantors or any other subsidiary or associated company of the Parent Guarantor, the Notes or the Guarantees. The Notes will be traded on the SGX-ST in a minimum board lot size of US\$200,000 for so long as the Notes are listed on the SGX-ST.

For so long as the Notes are listed on the SGX-ST and the rules of the SGX-ST so require, we will appoint and maintain a paying agent in Singapore where the Notes may be presented or surrendered for payment or redemption in the event that a Global Note is exchanged for definitive Securities. In addition, in the event that a Global Note is exchanged for definitive Notes, an announcement of such exchange will be made by or on behalf of us through the SGX-ST and such announcement will include all material information with respect to the delivery of the definitive Notes, including details of the paying agent in Singapore.

INDEX TO FINANCIAL INFORMATION

The unaudited interim condensed consolidated financial statements of the Parent Guarantor as at and for the six months ended June 30, 2019⁽¹⁾

| | |
|---|-----|
| Interim Condensed Consolidated Balance Sheet | F-2 |
| Interim Condensed Consolidated Statement of Profit or Loss | F-4 |
| Interim Condensed Consolidated Statement of Comprehensive Income | F-5 |
| Interim Condensed Consolidated Statement of Cash Flows | F-6 |
| Interim Condensed Consolidated Statement of Changes in Equity | F-7 |
| Notes to the Interim Condensed Consolidated Financial Information | F-8 |

The audited consolidated financial statements of the Parent Guarantor as at and for the year ended December 31, 2018⁽²⁾

| | |
|--|------|
| Independent Auditor's Report | F-44 |
| Consolidated Balance Sheet | F-53 |
| Consolidated Income Statement | F-55 |
| Consolidated Statement of Comprehensive Income | F-56 |
| Consolidated Cash Flow Statement | F-57 |
| Consolidated Statement of Changes in Equity | F-59 |
| Notes to the Consolidated Financial Statements | F-61 |

The audited consolidated financial statements of the Parent Guarantor as at and for the year ended December 31, 2017

| | |
|--|-------|
| Independent Auditor's Report | F-180 |
| Consolidated Balance Sheet | F-190 |
| Consolidated Income Statement | F-192 |
| Consolidated Statement of Comprehensive Income | F-193 |
| Consolidated Cash Flow Statement | F-194 |
| Consolidated Statement of Changes in Equity | F-196 |
| Notes to the Consolidated Financial Statements | F-198 |

Notes:

- (1) Our unaudited condensed consolidated financial statements as of and for the six months ended June 30, 2019 set forth herein have been reproduced from our interim report for the six months ended June 30, 2019. The unaudited condensed consolidated financial statements have not been prepared for the inclusion in this offering memorandum.
- (2) Our audited consolidated financial statements as of and for the years ended December 31, 2017 and 2018 set forth herein have been reproduced from our annual reports for the years ended December 31, 2017 and 2018. The audited consolidated financial statements have not been prepared for the inclusion in this offering memorandum.

INTERIM CONDENSED CONSOLIDATED BALANCE SHEET

中期簡明綜合資產負債表

As at 30th June 2019 於二零一九年六月三十日

| | | | As at 30th June 2019 於二零一九年 六月三十日 Unaudited 未經審核 HK\$'000 千港元 | As at 31st December 2018 於二零一八年 十二月三十一日 Audited 經審核 HK\$'000 千港元 |
|--|------------|-----------------------------|---|--|
| | Note 附註 | | | |
| ASSETS | | 資產 | | |
| Non-current assets | | 非流動資產 | | |
| Land costs | 8 | 土地成本 | 1,657,339 | 1,675,097 |
| Prepayments for acquisition of land | 8 | 收購土地預付款項 | 120,934 | 121,411 |
| Loan receivables | 17 | 應收貸款 | 312,550 | 743,201 |
| Properties and equipment | 8 | 物業及設備 | 5,028,871 | 4,571,452 |
| Investment properties | 8 | 投資物業 | 49,764,807 | 46,856,835 |
| Goodwill | 8 | 商譽 | 35,108 | 35,249 |
| Investments in associates | | 於聯營公司之投資 | 373,032 | 147,668 |
| Investments in joint ventures | 9 | 於合營公司之投資 | 7,543,128 | 7,514,062 |
| Financial assets at fair value through other comprehensive income | | 按公平值透過其他全面 收入列賬之財務資產 | 3,509,038 | 3,144,258 |
| Financial assets at fair value through profit or loss | 10 | 按公平值透過損益列賬之 財務資產 | 35,000 | 35,000 |
| Right-of-use assets | | 使用權資產 | 26,860 | — |
| Finance lease receivables | | 融資租賃應收款項 | 191,108 | 159,828 |
| Deferred tax assets | | 遞延稅項資產 | 809,954 | 784,147 |
| | | | 69,407,729 | 65,788,208 |
| Current assets | | 流動資產 | | |
| Prepayments for acquisition of land | | 收購土地預付款項 | 9,404,707 | 9,403,647 |
| Properties under development for sale | | 可供出售之發展中物業 | 44,752,430 | 41,237,995 |
| Completed properties for sale | | 可供出售之已落成物業 | 30,771,934 | 30,299,744 |
| Financial assets at fair value through profit or loss | | 按公平值透過損益列賬之 財務資產 | 51,214 | 775,943 |
| Accounts receivable | 11 | 應收賬款 | 928,576 | 784,882 |
| Loan receivables | 17 | 應收貸款 | 2,442,191 | 1,983,693 |
| Prepayments, deposits and other current assets | | 預付款項、按金及其他 流動資產 | 6,584,907 | 5,370,900 |
| Due from a joint venture | | 應收一間合營公司款項 | 47,331 | 45,112 |
| Due from associates | | 應收聯營公司款項 | 200 | 201 |
| Due from related companies | | 應收關連公司款項 | 6,738 | 7,149 |
| Contract assets | | 合約資產 | 600,063 | 473,606 |
| Pledged/charged bank deposits | | 已抵押／押記銀行存款 | 452,130 | 483,182 |
| Cash and cash equivalents | | 現金及現金等價物 | 19,373,385 | 7,456,708 |
| | | | 115,415,806 | 98,322,762 |
| Total assets | | 總資產 | 184,823,535 | 164,110,970 |
| EQUITY | | 權益 | | |
| Capital and reserves attributable to the Company's equity holders | | 本公司股權持有人應佔 股本及儲備 | | |
| Share capital | 12 | 股本 | 222,556 | 222,556 |
| Reserves | 13 | 儲備 | 67,193,033 | 65,472,354 |
| | | | 67,415,589 | 65,694,910 |
| Non-controlling interests | | 非控制性權益 | 2,530,445 | 2,078,725 |
| Total equity | | 權益總額 | 69,946,034 | 67,773,635 |

Interim Condensed Consolidated Balance Sheet (Continued)

中期簡明綜合資產負債表(續)

As at 30th June 2019 於二零一九年六月三十日

| | | Note 附註 | As at 30th June 2019 於二零一九年 六月三十日 Unaudited 未經審核 HK\$'000 千港元 | As at 31st December 2018 於二零一八年 十二月三十一日 Audited 經審核 HK\$'000 千港元 |
|-------------------------------------|----------------|------------|---|--|
| LIABILITIES | 負債 | | | |
| Non-current liabilities | 非流動負債 | | | |
| Land cost payable | 應付土地成本 | 15 | 87,963 | 88,310 |
| Borrowings | 借貸 | 16 | 47,325,204 | 41,656,532 |
| Lease liabilities | 租賃負債 | | 14,978 | — |
| Due to non-controlling interests | 應付非控制性權益之款項 | 27(c) | 1,692,511 | 514,605 |
| Deferred tax liabilities | 遞延稅項負債 | | 8,515,023 | 8,323,506 |
| | | | 57,635,679 | 50,582,953 |
| Current liabilities | 流動負債 | | | |
| Accounts payable | 應付賬款 | 14 | 10,027,364 | 9,060,317 |
| Land cost payable | 應付土地成本 | 15 | 4,976 | 4,996 |
| Borrowings | 借貸 | 16 | 14,178,830 | 13,444,611 |
| Contract liabilities | 合約負債 | | 16,409,184 | 10,304,371 |
| Dividends payable | 應付股息 | | 445,112 | — |
| Accruals and other payables | 應計款項及其他應付款項 | | 8,124,714 | 4,882,186 |
| Lease liabilities | 租賃負債 | | 4,415 | — |
| Due to an associate | 應付一間聯營公司之款項 | 27(b) | 6,274 | 6,299 |
| Due to related companies | 應付關連公司之款項 | 27(b) | 273,157 | 260,654 |
| Due to joint ventures | 應付合營公司之款項 | 27(b) | 2,878,971 | 2,773,349 |
| Current tax liabilities | 本期稅項負債 | | 4,888,825 | 5,017,599 |
| | | | 57,241,822 | 45,754,382 |
| Total liabilities | 負債總額 | | 114,877,501 | 96,337,335 |
| Total equity and liabilities | 權益及負債總額 | | 184,823,535 | 164,110,970 |

The notes on pages 43 to 78 are an integral part of these interim condensed consolidated financial information.

第43頁至第78頁之附註為此等中期簡明綜合財務資料其中一部分。

INTERIM CONDENSED CONSOLIDATED STATEMENT OF PROFIT OR LOSS

中期簡明綜合損益表

For the six months ended 30th June 2019 截至二零一九年六月三十日止六個月

| | | Unaudited 未經審核 | |
|--|-------------------------------------|---|----------------------------------|
| | | Six months ended 30th June 截至六月三十日止六個月 | |
| | Note 附註 | 2019 二零一九年 HK\$'000 千港元 | 2018 二零一八年 HK\$'000 千港元 |
| Revenues | 收益 | 7 | |
| Cost of sales | 銷售成本 | 19 | |
| | | 7,222,307 | 4,965,091 |
| | | (3,450,032) | (2,588,732) |
| Gross profit | 毛利 | 3,772,275 | 2,376,359 |
| Fair value gain on investment properties | 投資物業公平值收益 | 8 | |
| Other gains, net | 其他收益，淨額 | 18 | |
| Selling and marketing expenses | 銷售及市場推廣費用 | 19 | |
| General and administrative expenses | 一般及行政費用 | 19 | |
| Finance income | 財務收入 | 20 | |
| Finance costs | 財務成本 | 20 | |
| Share of loss of associates | 分佔聯營公司虧損 | | |
| Share of profit of joint ventures | 分佔合營公司溢利 | 9,21 | |
| | | 1,385,215 | 2,076,730 |
| | | 268,491 | 141,307 |
| | | (315,696) | (102,303) |
| | | (768,660) | (752,637) |
| | | 180,856 | 133,228 |
| | | (454,581) | (293,823) |
| | | (3,109) | (65) |
| | | 54,753 | 43,533 |
| Profit before taxation | 除稅前溢利 | | |
| Taxation | 稅項 | 22 | |
| | | 4,119,544 | 3,622,329 |
| | | (1,416,387) | (1,154,819) |
| Profit for the period | 期內溢利 | 2,703,157 | 2,467,510 |
| Attributable to: | 應佔： | | |
| Equity holders of the Company | 本公司股權持有人 | | |
| Non-controlling interests | 非控制性權益 | | |
| | | 2,654,976 | 2,473,415 |
| | | 48,181 | (5,905) |
| | | 2,703,157 | 2,467,510 |
| Earnings per share for profit attributable to equity holders of the Company during the period (in HK\$ per share) | 按期內本公司股權持有人應佔溢利計算之每股盈利（每股港元） | | |
| — basic and diluted | — 基本及攤薄 | 23 | |
| | | 1.193 | 1.111 |
| Dividends | 股息 | 24 | |
| | | 222,556 | 445,112 |

The notes on pages 43 to 78 are an integral part of these interim condensed consolidated financial information.

第43頁至第78頁之附註為此等中期簡明綜合財務資料其中一部分。

INTERIM CONDENSED CONSOLIDATED STATEMENT OF COMPREHENSIVE INCOME

中期簡明綜合全面收入報表

For the six months ended 30th June 2019 截至二零一九年六月三十日止六個月

| | | Unaudited 未經審核 Six months ended 30th June 截至六月三十日止六個月 | |
|---|---------------------------|--|----------------------------------|
| | | 2019 二零一九年 HK\$'000 千港元 | 2018 二零一八年 HK\$'000 千港元 |
| Profit for the period | 期內溢利 | 2,703,157 | 2,467,510 |
| Other comprehensive income/(loss) | 其他全面收入／(虧損) | | |
| Items that may be reclassified subsequently to profit or loss: | 其後可重新分類至損益之項目： | | |
| Assets revaluation reserve realised upon disposal of completed properties held for sale | 出售持作出售已落成物業時變現之資產重估儲備 | (53,230) | (17,023) |
| Deferred tax | 遞延稅項 | 24,660 | 6,418 |
| Currency translation differences | 貨幣匯兌差額 | (231,800) | (611,013) |
| Items that will not be reclassified subsequently to profit or loss: | 其後不會重新分類至損益之項目： | | |
| Fair value loss on financial assets at fair value through other comprehensive income | 按公平值透過其他全面收入列賬之財務資產之公平值虧損 | (318,770) | (316,579) |
| Deferred tax | 遞延稅項 | 80,872 | 79,145 |
| Other comprehensive loss for the period, net of tax | 期內其他全面虧損，扣除稅項後 | (498,268) | (859,052) |
| Total comprehensive income for the period | 期內全面收入總額 | 2,204,889 | 1,608,458 |
| Attributable to: | 應佔： | | |
| Equity holders of the Company | 本公司股權持有人 | 2,165,791 | 1,632,479 |
| Non-controlling interests | 非控制性權益 | 39,098 | (24,021) |
| | | 2,204,889 | 1,608,458 |

The notes on pages 43 to 78 are an integral part of these interim condensed consolidated financial information.

第43頁至第78頁之附註為此等中期簡明綜合財務資料其中一部分。

INTERIM CONDENSED CONSOLIDATED STATEMENT OF CASH FLOWS

中期簡明綜合現金流量表

For the six months ended 30th June 2019 截至二零一九年六月三十日止六個月

| | | Unaudited 未經審核 | |
|---|---------------------------|---|----------------------------------|
| | | Six months ended 30th June 截至六月三十日止六個月 | |
| | | 2019 二零一九年 HK\$'000 千港元 | 2018 二零一八年 HK\$'000 千港元 |
| Net cash inflow from operating activities | 經營活動之現金流入淨額 | 7,547,317 | 917,630 |
| Cash flows from investing activities | 投資活動之現金流量 | | |
| Additions of properties and equipment | 購入物業及設備 | (626,165) | (76,680) |
| Other investing cash flows — net | 其他投資現金流量淨額 | (452,546) | (424,451) |
| Net cash used in investing activities | 投資活動所用之現金淨額 | (1,078,711) | (501,131) |
| Cash flows from financing activities | 融資活動之現金流量 | | |
| New bank and financial institution borrowings | 新增銀行及財務機構借貸 | 10,011,623 | 5,815,835 |
| Additions of commercial mortgage-backed securities | 新增商業抵押擔保證券 | 2,553,117 | 5,892,777 |
| Additions of senior notes | 新增優先票據 | 3,864,006 | — |
| Principal elements of lease payments | 租約付款本金部分 | (2,606) | — |
| Redemption and repayments of asset-backed securities | 贖回及償還資產支持證券 | (1,685,784) | (383,559) |
| Repayments of bank and financial institution borrowings | 償還銀行及財務機構借貸 | (5,845,732) | (9,889,555) |
| Repayments of corporate bonds | 償還公司債券 | (2,278,086) | (1,310,296) |
| Other financing cash flows — net | 其他融資現金流量淨額 | (1,115,596) | (1,739,554) |
| Net cash generated from/(used in) financing activities | 融資活動產生/(所用)之現金淨額 | 5,500,942 | (1,614,352) |
| Net increase/(decrease) in cash and cash equivalents | 現金及現金等價物之增加/(減少)淨額 | 11,969,548 | (1,197,853) |
| Cash and cash equivalents at 1st January | 於一月一日之現金及現金等價物 | 7,456,708 | 5,396,990 |
| Exchange difference on cash and cash equivalents | 現金及現金等價物之匯兌差額 | (52,871) | (40,918) |
| Cash and cash equivalents at 30th June | 於六月三十日之現金及現金等價物 | 19,373,385 | 4,158,219 |

The notes on pages 43 to 78 are an integral part of these interim condensed consolidated financial information.

第43頁至第78頁之附註為此等中期簡明綜合財務資料其中一部分。

INTERIM CONDENSED CONSOLIDATED STATEMENT OF CHANGES IN EQUITY

中期簡明綜合權益變動表

For the six months ended 30th June 2019 截至二零一九年六月三十日止六個月

| | | Unaudited 未經審核 Six months ended 30th June 2019 截至二零一九年六月三十日止六個月 | | | |
|---|--------------------|--|-----------------------------------|--|-----------------|
| | | Attributable to equity holders of the Company 本公司股權持有人應佔 | | Non-controlling interests 非控制性權益 | Total 總計 |
| | | Share capital 股本 HK\$'000 千港元 | Reserves 儲備 HK\$'000 千港元 | HK\$'000 千港元 | HK\$'000 千港元 |
| Balance at 1st January 2019 | 於二零一九年一月一日 之結餘 | 222,556 | 65,472,354 | 2,078,725 | 67,773,635 |
| Total comprehensive income for the period | 期內全面收入總額 | — | 2,165,791 | 39,098 | 2,204,889 |
| Transactions with owners: | 與持有者交易： | | | | |
| Dividends payable | 應付股息 | — | (445,112) | — | (445,112) |
| Capital contribution by non-controlling interest of subsidiaries | 附屬公司之非控制性 權益出資 | — | — | 412,622 | 412,622 |
| | | — | (445,112) | 412,622 | (32,490) |
| Balance at 30th June 2019 | 於二零一九年六月 三十日之結餘 | 222,556 | 67,193,033 | 2,530,445 | 69,946,034 |

| | | Unaudited 未經審核 Six months ended 30th June 2018 截至二零一八年六月三十日止六個月 | | | |
|--|--------------------------------|--|-----------------------------------|--|-----------------|
| | | Attributable to equity holders of the Company 本公司股權持有人應佔 | | Non-controlling interests 非控制性權益 | Total 總計 |
| | | Share capital 股本 HK\$'000 千港元 | Reserves 儲備 HK\$'000 千港元 | HK\$'000 千港元 | HK\$'000 千港元 |
| Balance at 31st December 2017, as previously stated | 於二零一七年十二月 三十一日之結餘 (過往呈列) | 222,556 | 63,871,569 | 2,143,533 | 66,237,658 |
| Change in accounting policy | 會計政策變動 | — | 80,905 | — | 80,905 |
| Balance at 1st January 2018, as restated | 於二零一八年一月一日 之結餘(經重列) | 222,556 | 63,952,474 | 2,143,533 | 66,318,563 |
| Total comprehensive income/(loss) for the period | 期內全面收入/(虧損)總額 | — | 1,632,479 | (24,021) | 1,608,458 |
| Transactions with owners: | 與持有者交易： | | | | |
| Dividends payable | 應付股息 | — | (445,110) | — | (445,110) |
| Dividends to non-controlling interests | 支付非控制性權益 之股息 | — | — | (33,881) | (33,881) |
| | | — | (445,110) | (33,881) | (478,991) |
| Balance at 30th June 2018 | 於二零一八年六月三十日 之結餘 | 222,556 | 65,139,843 | 2,085,631 | 67,448,030 |

The notes on pages 43 to 78 are an integral part of these interim condensed consolidated financial information.

第43頁至第78頁之附註為此等中期簡明綜合財務資料其中一部分。

NOTES TO THE INTERIM CONDENSED CONSOLIDATED FINANCIAL INFORMATION 中期簡明綜合財務資料附註

1 GENERAL INFORMATION

Hopson Development Holdings Limited (the “Company”) and its subsidiaries (together the “Group”) are mainly engaged in the development of residential properties in Mainland China. The Group is also involved in commercial properties investment, property management and infrastructure business.

The Company is a limited liability company incorporated in Bermuda. The address of its registered office is Clarendon House, 2 Church Street, Hamilton HM11, Bermuda.

The Company is listed on The Stock Exchange of Hong Kong Limited (the “Stock Exchange”).

This interim condensed consolidated financial information is presented in Hong Kong dollars, unless otherwise stated and has been approved for issue by the Board of Directors on 21st August 2019.

2 BASIS OF PREPARATION

This interim condensed consolidated financial information for the six months ended 30th June 2019 has been prepared in accordance with Hong Kong Accounting Standard (“HKAS”) 34, “Interim Financial Reporting” issued by the Hong Kong Institute of Certified Public Accountants.

Other than changes in accounting policies resulting from application of new and amendments to Hong Kong Financial Reporting Standards (“HKFRS”), the interim condensed consolidated financial information should be read in conjunction with the annual financial statements for the year ended 31st December 2018, which have been prepared in accordance with HKFRS.

1 一般資料

合生創展集團有限公司(「本公司」)及其附屬公司(統稱「本集團」)主要於中國大陸從事住宅物業發展。本集團亦參與商業地產投資、物業管理及基建業務。

本公司為於百慕達註冊成立的有限責任公司，其註冊辦事處地址為Clarendon House, 2 Church Street, Hamilton HM11, Bermuda。

本公司於香港聯合交易所有限公司(「聯交所」)上市。

除另有指明外，本中期簡明綜合財務資料乃以港元呈列，並由董事會於二零一九年八月二十一日批准刊發。

2 編製基準

截至二零一九年六月三十日止六個月之中期簡明綜合財務資料乃按照香港會計師公會頒佈之香港會計準則(「香港會計準則」)第34號「中期財務報告」而編製。

除應用香港財務報告準則(「香港財務報告準則」)之新訂準則及修訂所致之會計政策變動外，本中期簡明綜合財務資料應與截至二零一八年十二月三十一日止年度之年度財務報表一併閱讀，而年度財務報表乃根據香港財務報告準則編製。

3 ACCOUNTING POLICIES

The accounting policies applied are consistent with those of the annual financial information for the year ended 31st December 2018, as described in those annual financial statements, except for the adoption of new and amendments to the existing accounting standards as described below.

Adoption of new and amendments to existing standards

In 2019, the Group adopted the following new and amendments to existing standards, which are effective for accounting periods beginning on or after 1st January 2019.

| | |
|---|--|
| HKAS 19 (Amendment) | Plan Amendment, Curtailment or Settlement |
| HKAS 28 (Amendment) | Long-term Interests in Associates and Joint Ventures |
| HKFRS 3, HKFRS 11, HKAS 12 and HKAS 23 (Amendments) | Annual improvements to HKFRS Standards 2015–2017 Cycle |
| HKFRS 9 (Amendment) | Prepayment Features with Negative Compensation |
| HKFRS 16 | Leases |
| HK (IFRIC) 23 | Uncertainty over Income Tax Treatments |

The impact of the adoption of HKFRS 16 and the new accounting policies are disclosed in note 4. The other new and amendments to existing standards did not have significant impact on the Group's accounting policies and did not require retrospective adjustments.

3 會計政策

除採納下文所述之新訂會計準則及現有會計準則之修訂外，所應用之會計政策與截至二零一八年十二月三十一日止年度之年度財務報表所說明之年度財務資料會計政策一致。

採納新訂準則及現有準則之修訂

於二零一九年，本集團採納以下於二零一九年一月一日或之後開始之會計期間生效之新訂準則及現有準則之修訂。

| | |
|--|-----------------------------|
| 香港會計準則第19號 (修訂本) | 計劃修訂、縮減或清償 |
| 香港會計準則第28號 (修訂本) | 於聯營公司及合營公司的長期權益 |
| 香港財務報告準則第3號、香港財務報告準則第11號、香港會計準則第12號及香港會計準則第23號 (修訂本) | 對香港財務報告準則二零一五年至二零一七年週期的年度改進 |
| 香港財務報告準則第9號 (修訂本) | 提早還款特性及負補償 |
| 香港財務報告準則第16號 | 租賃 |
| 香港 (國際財務報告詮釋委員會) 第23號 | 所得稅處理的不確定性 |

採納香港財務報告準則第16號及新會計政策之影響於下文附註4披露。其他新訂準則及現有準則之修訂對本集團之會計政策並無任何重大影響，無須進行追溯調整。

3 ACCOUNTING POLICIES (Continued)

New standards and amendments to existing standards that are not yet effective

3 會計政策(續)

尚未生效之新訂準則及現有準則之修訂

| | | Effective for accounting periods beginning on or after 於以下日期或之後開始之會計期間生效 |
|---|---|---|
| HKFRS 3 (Amendment) | Definition of a Business | 1st January 2020 |
| 香港財務報告準則第3號(修訂本) | 業務的定義 | 二零二零年一月一日 |
| HKAS 1 and HKAS 8 (Amendment) | Definition of Material | 1st January 2020 |
| 香港會計準則第1號及香港會計準則第8號(修訂本) | 對重要性的定義 | 二零二零年一月一日 |
| Conceptual Framework for Financial Reporting 2018 | Revised Conceptual Framework for Financial Reporting | 1st January 2020 |
| 二零一八年財務報告之概念框架 | 財務報告之經修訂概念框架 | 二零二零年一月一日 |
| HKFRS 17 | Insurance Contracts | 1st January 2021 |
| 香港財務報告準則第17號 | 保險合約 | 二零二一年一月一日 |
| HKFRS 10 and HKAS 28 (Amendments) | Sale or Contribution of Assets between an Investor and Its Associate or Joint Venture | To be determined |
| 香港財務報告準則第10號及香港會計準則第28號(修訂本) | 投資者及其聯營公司或合營公司之間的資產出售或注入 | 待定 |

The Group is currently assessing the potential impact of these standards and amendments but expects their adoption will not have a significant effect on the Group's condensed consolidated financial statements.

本集團目前正評估該等準則及修訂的潛在影響，但預期採納該等準則及修訂將不會對本集團之簡明綜合財務報表造成重大影響。

4 EFFECT ON ADOPTION OF HKFRS 16

The Group's right-of-use assets relate to property leases with lease terms ranging from 1 to 40 years. Before the adoption of HKFRS 16, the Group's leases of properties were classified as operating leases. Payments made under operating leases (net of any incentives received from the lessor) were charged to profit or loss on a straight-line basis over the period of the lease.

The Group has adopted HKFRS 16 retrospectively from 1st January 2019, but has not restated comparatives for the 2018 reporting period, as permitted under the specific transitional provisions in the standard. The reclassifications and the adjustments arising from the new leasing rules are therefore recognised in the opening balance sheet on 1st January 2019.

4 採納香港財務報告準則第16號之影響

本集團之使用權資產與物業租賃有關，租賃期為一至四十年。於採納香港財務報告準則第16號前，本集團之物業租賃被分類為經營租賃。根據經營租賃支付的款項(扣除收取出租人的任何獎勵)於租賃期內以直線法在損益賬支銷。

本集團自二零一九年一月一日起追溯應用香港財務報告準則第16號，惟按該準則的特定過渡條文所允許，並無就二零一八年報告期間重列比較數字。因此，該等新租賃規則所導致的重新分類及調整於二零一九年一月一日的期初資產負債表中確認。

4 EFFECT ON ADOPTION OF HKFRS 16 (Continued)

On adoption of HKFRS 16, leases are initially recognised as right-of-use assets and lease liabilities at the date of which the leased assets are available for use.

The Group has used the practical expedient as permitted by the standard that the accounting for operating leases with a remaining lease term of less than 12 months as at 1st January 2019 are treated as short-term leases. Payments for short-term leases and low-value leases are recognised on a straight-line basis as an expense. The right-of-use assets for other leases were measured on a retrospective basis as if the new rules had always been applied. Right-of-use assets are measured at cost comprised of the amount of the initial measurement of lease liabilities; any lease payments made at or before the commencement date, less any lease incentive received; any initial direct costs; and restoration costs. It is depreciated over the lease terms on a straight-line basis.

Lease liabilities include the net present value of the fixed payments (including in-substance fixed payments), less any lease incentives receivable. The lease liabilities were discounted at an incremental borrowing rate at 1st January 2019 of 2.23% to 6.89%. Payments associated with short-term leases with lease terms less than a year are expensed on a straight-line basis in the condensed consolidated income statement.

4 採納香港財務報告準則第16號之影響(續)

於採納香港財務報告準則第16號時，租賃在租賃資產可供使用之日初始確認為使用權資產及租賃負債。

本集團已採用該準則所允許之實際權宜之計，於二零一九年一月一日之剩餘租賃期少於12個月之經營租賃按會計處理為短期租賃。短期租賃及低價值租賃之付款以直線法確認為開支。其他租賃之使用權資產按追溯基準計量，猶如新規則一直獲應用。使用權資產按成本計量，包括租賃負債之初始計量金額及在生效日期或之前作出的任何租賃付款，減所收取的任何租賃獎勵、任何初始直接成本及恢復成本。其在租賃期內按直線法折舊。

租賃負債包括固定付款(包括實質固定付款)的淨現值減任何應收租賃獎勵。租賃負債於二零一九年一月一日按增量借款利率2.23%至6.89%進行貼現。與租賃期少於一年的短期租賃相關的付款在簡明綜合收益表中以直線法支銷。

| | | HK\$'000 千港元 |
|--|------------------------|-----------------|
| Operating lease commitments disclosed as at 31st December 2018 | 於二零一八年十二月三十一日披露的經營租賃承擔 | 52,965 |
| Discounted using the lessee's incremental borrowing rate of at the date of initial application | 於首次應用日期使用承租人增量借款利率進行貼現 | (20,007) |
| Short-term and low-value leases to be recognised on a straight-line basis as expenses | 以直線法確認為開支的短期及低價值租賃 | (11,234) |
| Lease liabilities recognised as at 1st January 2019 | 於二零一九年一月一日確認的租賃負債 | 21,724 |
| Of which are | 其中： | |
| Current liabilities | 流動負債 | 4,459 |
| Non-current liabilities | 非流動負債 | 17,265 |
| Lease liabilities recognised as at 1st January 2019 | 於二零一九年一月一日確認的租賃負債 | 21,724 |

4 EFFECT ON ADOPTION OF HKFRS 16 (Continued)

The change in accounting policy affected the following items in the balance sheet on 1st January 2019:

- Right-of-use assets — increase by HK\$29,893,000;
- Prepayments, deposits and other current assets — decrease by HK\$8,169,000;
- Lease liabilities (current) — increase by HK\$4,459,000;
- Lease liabilities (non-current) — increase by HK\$17,265,000.

Impact on segment disclosures and earnings per share

Segment assets and segment liabilities for the six month ended 30th June 2019 increased and the segment results decreased as a result of the change in accounting policy. Lease liabilities are now included in segment liabilities, whereas finance lease liabilities were previously excluded from segment liabilities. The following segments were affected by the change in policy.

| | | Segment results 分部業績 HK\$'000 千港元 | Segment assets 分部資產 HK\$'000 千港元 | Segment liabilities 分部負債 HK\$'000 千港元 |
|----------------------|------|---|--|---|
| Property development | 物業發展 | (3,277) | 26,860 | 19,393 |

Earnings per share decreased by HK\$0.001 for the six months to 30th June 2019 as a result of the adoption of HKFRS 16.

5 FINANCIAL RISK MANAGEMENT

All aspects of the Group's financial risk management objectives and policies are consistent with those disclosed in the annual financial statements and should be read in conjunction with the Group's annual financial statements as at 31st December 2018. There have been no changes in the risk management policies since year end.

4 採納香港財務報告準則第16號之影響(續)

會計政策變動影響二零一九年一月一日資產負債表之以下項目：

- 使用權資產 — 增加29,893,000港元；
- 預付款項、按金及其他流動資產 — 減少8,169,000港元；
- 租賃負債(流動) — 增加4,459,000港元；
- 租賃負債(非流動) — 增加17,265,000港元。

對分部披露及每股盈利之影響

截至二零一九年六月三十日止六個月之分部資產及分部負債增加，而分部業績因會計政策變動而下跌。租賃負債現已計入分部負債，而融資租賃負債先前已自分部負債剔除。以下分部受政策變動影響。

由於採納香港財務報告準則第16號，截至二零一九年六月三十日止六個月之每股盈利減少0.001港元。

5 財務風險管理

本集團之財務風險管理目標及政策在各方面與年度財務報表所披露者貫徹一致，並應與本集團於二零一八年十二月三十一日之年度財務報表一併閱讀。自年末起，風險管理政策概無任何改變。

6 CRITICAL ACCOUNTING ESTIMATES AND JUDGEMENTS

Estimates and judgements used are continually evaluated and are based on historical experience and other factors, including expectations of future events that are believed to be reasonable under the circumstances. The resulting accounting estimates will, by definition, seldom equal the related actual results.

In preparing this interim condensed consolidated financial information, the significant judgements made by management in applying the Group's accounting policies and the key sources of estimation uncertainty were the same as those that applied to the consolidated financial statements for the year ended 31st December 2018.

7 SEGMENT INFORMATION

Executive Directors of the Company (the "Executive Directors") are regarded as the chief operating decision maker of the Group. The Executive Directors review the Group's internal reporting in order to assess performance and allocate resources. Management has determined the operating segments based on these reports.

The Executive Directors consider the business from both business and geographic perspectives. Reportable business segments identified are property development, commercial properties investment, property management and infrastructure business. Geographically, the property development segment and commercial properties investment segment are further segregated into three main geographical areas, namely Southern China (SC) (including Guangzhou, Huizhou, Zhongshan and Hong Kong), Northern China (NC) (including Beijing, Tianjin, Dalian, Taiyuan and Qinhuangdao) and Eastern China (EC) (including Shanghai, Hangzhou, Kunshan, Ningbo, Cixi and Taicang).

During the period, management reassessed and changed the Group's reportable operating segments in accordance with their economic characteristics. The previously reported property investment and hotel operations segments are combined as commercial properties investment segment, while the infrastructure business which was previously included within the property development segment, is now separately reported. The corresponding segment information for the period ended 30th June 2018 has been re-presented accordingly.

6 重要會計推算及判斷

所用的推算及判斷乃持續進行評估，並以過往經驗及其他因素作為基礎，包括在若干情況下對未來事件之合理預期。在定義上，由此而生之會計推算極少與相關實際結果相同。

於編製中期簡明綜合財務資料時，管理層於應用本集團會計政策及有關不明朗估計的主要來源時作出的主要判斷，與編製截至二零一八年十二月三十一日止年度的綜合財務報表時所應用者一致。

7 分部資料

本公司的執行董事(「執行董事」)被視為本集團之最高營運決策者。執行董事審閱本集團內部報告，以評估表現及分配資源。管理層已根據該等報告釐定營運分部。

執行董事會從商業及地理角度考慮業務。已識別之可呈報業務分部包括物業發展、商業地產投資、物業管理及基建業務。就地理方面而言，物業發展分部及商業地產投資分部可進一步劃分為三個主要地區，即華南(包括廣州、惠州、中山及香港)、華北(包括北京、天津、大連、太原及秦皇島)及華東(包括上海、杭州、昆山、寧波、慈溪及太倉)。

期內，管理層已根據本集團各業務分類之經濟特點重新審視並更改本集團之可呈報經營分類。先前呈報之物業投資與酒店營運分部合併為商業地產投資分部，而先前包含在物業發展分部之基建業務則單獨呈報。截至二零一八年六月三十日止期間之相關分部資料已相應重新呈列。

7 SEGMENT INFORMATION (Continued)

The Executive Directors assess the performance of the operating segments based on the segment results. Corporate income/ expenses, finance income and costs, dividend income and gain on disposal of financial assets at fair value through profit or loss are not included in the results for each operating segment that is reviewed by the Executive Directors.

Segment assets consist of all operating assets and exclude financial assets at fair value through other comprehensive income, financial assets at fair value through profit or loss and certain loan receivables, which are managed on a central basis, and deferred tax assets.

Sales between segments are carried out on terms similar to those that prevail in arm's length transactions. The revenue from external parties reported to the Executive Directors is measured in a manner consistent with that in the consolidated income statement.

Revenues comprise turnover which included revenue from property development, revenue from commercial properties investment, property management income and infrastructure income.

The following table presents revenue and profit information regarding the Group's operating segments for the six months ended 30th June 2019 and 2018 respectively.

7 分部資料(續)

執行董事根據分部業績評估營運分部之表現。公司收入／開支、財務收入及成本、股息收入及處置按公平值透過損益列賬之財務資產收益並無計入執行董事所審閱之各營運分部業績。

分部資產包括所有經營資產，且並不包括集中管理之按公平值透過其他全面收入列賬之財務資產、按公平值透過損益列賬之財務資產、若干應收貸款及遞延稅項資產。

分部間銷售乃按與公平交易條款相近的條款進行。向執行董事呈報之外來收益按與綜合收益表一致之方式計量。

收益由物業發展收益、商業地產投資收益、物業管理收入及基建收入組成。

下表呈列本集團營運分部截至二零一九年及二零一八年六月三十日止六個月收益與溢利之資料。

| | | Six months ended 30th June 截至六月三十日止六個月 | |
|---|----------|---|----------------------------------|
| | | 2019 二零一九年 HK\$'000 千港元 | 2018 二零一八年 HK\$'000 千港元 |
| Revenue from property development | 物業發展收益 | 4,669,874 | 3,054,681 |
| Revenue from commercial properties investment | 商業地產投資收益 | 1,497,843 | 1,092,284 |
| Property management income | 物業管理收入 | 559,284 | 504,039 |
| Infrastructure income | 基建收入 | 495,306 | 314,087 |
| | | 7,222,307 | 4,965,091 |

Notes to the Interim Condensed Consolidated Financial Information (Continued)

中期簡明綜合財務資料附註(續)

7 SEGMENT INFORMATION (Continued)

The segment results by business lines and by geographical areas for the six months ended 30th June 2019 are as follows:

7 分部資料(續)

截至二零一九年六月三十日止六個月按業務及地區劃分之分部業績如下：

| | | Property development 物業發展 | | | Commercial properties investment 商業地產投資 | | | Property management 物業管理 | Infrastructure 基建 | Group 集團 |
|--|----------------------|------------------------------|-----------------------------|-----------------------------|--|-----------------------------|-----------------------------|--------------------------------|----------------------|-----------------|
| | | SC 華南 HK\$'000 千港元 | EC 華東 HK\$'000 千港元 | NC 華北 HK\$'000 千港元 | SC 華南 HK\$'000 千港元 | EC 華東 HK\$'000 千港元 | NC 華北 HK\$'000 千港元 | HK\$'000 千港元 | HK\$'000 千港元 | HK\$'000 千港元 |
| Six months ended 30th June 2019 | 截至二零一九年六月三十日止 六個月 | | | | | | | | | |
| Total revenues | 總收益 | 2,633,057 | 987,837 | 1,191,797 | 377,572 | 562,333 | 649,312 | 626,804 | 2,584,993 | 9,613,705 |
| Intra/inter-segment revenues | 分部內/間收益 | (142,817) | — | — | (11,051) | (13,425) | (66,898) | (67,520) | (2,089,687) | (2,391,398) |
| Revenues | 收益 | 2,490,240 | 987,837 | 1,191,797 | 366,521 | 548,908 | 582,414 | 559,284 | 495,306 | 7,222,307 |
| Revenue from contracts with customers: | 客戶合約收益： | | | | | | | | | |
| Recognised at a point in time | 於某個時間點確認 | 2,490,240 | 987,837 | 1,191,797 | — | — | — | — | — | 4,669,874 |
| Recognised over time | 隨著時間確認 | — | — | — | 23,344 | 125,113 | 53,052 | 559,284 | 495,306 | 1,256,099 |
| Revenue from other sources: | 其他來源收益： | | | | | | | | | |
| Rental income | 租金收入 | — | — | — | 343,177 | 423,795 | 529,362 | — | — | 1,296,334 |
| | | 2,490,240 | 987,837 | 1,191,797 | 366,521 | 548,908 | 582,414 | 559,284 | 495,306 | 7,222,307 |
| Segment results (Note) | 分部業績(附註) | 1,160,391 | 362,177 | 350,316 | 361,303 | 1,159,021 | 720,429 | 10,983 | 41,161 | 4,165,781 |
| Depreciation | 折舊 | (24,960) | (843) | (21,822) | (4,126) | (36,550) | (57,536) | (3,221) | (545) | (149,603) |
| Amortisation | 攤銷 | — | — | — | (3,341) | (5,008) | (4,485) | — | — | (12,834) |
| Provision for impairment of accounts receivable | 應收賬款減值撥備 | — | — | — | — | — | — | (10,498) | — | (10,498) |
| Fair value gain on investment properties | 投資物業公平值收益 | — | — | — | 108,881 | 825,450 | 450,884 | — | — | 1,385,215 |
| Share of loss of associates | 分佔聯營公司虧損 | (3,109) | — | — | — | — | — | — | — | (3,109) |
| Share of profit/(loss) of joint ventures | 分佔合營公司溢利/(虧損) | 19,181 | (458) | 14 | — | — | 36,016 | — | — | 54,753 |

Note: Segment results for the infrastructure business before intra/inter-segment eliminations were approximately HK\$360,982,000.

附註：基建業務於抵銷分部內/間收益前之分部業績約為360,982,000港元。

Notes to the Interim Condensed Consolidated Financial Information (Continued)
中期簡明綜合財務資料附註(續)

7 SEGMENT INFORMATION (Continued)

The segment results by business lines and by geographical areas for the six months ended 30th June 2018 are as follows:

7 分部資料(續)

截至二零一八年六月三十日止六個月按業務及地區劃分之分部業績如下：

| | | Property development 物業發展 | | | Commercial properties investment 商業地產投資 | | | Property management 物業管理 | Infrastructure 基建 | Group 集團 |
|---|----------------------|------------------------------|-----------------------------|-----------------------------|--|-----------------------------|-----------------------------|--------------------------------|----------------------|-----------------|
| | | SC 華南 HK\$'000 千港元 | EC 華東 HK\$'000 千港元 | NC 華北 HK\$'000 千港元 | SC 華南 HK\$'000 千港元 | EC 華東 HK\$'000 千港元 | NC 華北 HK\$'000 千港元 | HK\$'000 千港元 | HK\$'000 千港元 | HK\$'000 千港元 |
| Six months ended 30th June 2018 | 截至二零一八年六月三十日止 六個月 | | | | | | | | | |
| Total revenues | 總收益 | 736,400 | 1,352,047 | 966,234 | 180,282 | 494,522 | 478,049 | 576,090 | 1,022,235 | 5,805,859 |
| Intra/inter-segment revenues | 分部內/間收益 | — | — | — | (7,547) | (5,538) | (47,484) | (72,051) | (708,148) | (840,768) |
| Revenues | 收益 | 736,400 | 1,352,047 | 966,234 | 172,735 | 488,984 | 430,565 | 504,039 | 314,087 | 4,965,091 |
| Revenue from contracts with customers: | 客戶合約收益： | | | | | | | | | |
| Recognised at a point in time | 於某個時間點確認 | 736,400 | 1,352,047 | 966,234 | — | — | — | — | — | 3,054,681 |
| Recognised over time | 隨著時間確認 | — | — | — | 23,765 | 126,377 | 11,355 | 504,039 | 314,087 | 979,623 |
| Revenue from other sources: | 其他來源收益： | | | | | | | | | |
| Rental income | 租金收入 | — | — | — | 148,970 | 362,607 | 419,210 | — | — | 930,787 |
| | | 736,400 | 1,352,047 | 966,234 | 172,735 | 488,984 | 430,565 | 504,039 | 314,087 | 4,965,091 |
| Segment results (Note) | 分部業績(附註) | 83,795 | 1,233,272 | 146,194 | 159,459 | 416,415 | 1,608,750 | 49,000 | 90,666 | 3,787,551 |
| Depreciation | 折舊 | (6,664) | (1,450) | (10,022) | (2,344) | (12,418) | (52,132) | (1,664) | (473) | (87,167) |
| Amortisation | 攤銷 | — | — | — | (9,023) | (12,579) | (8,174) | — | — | (29,776) |
| Provision for impairment of accounts receivable | 應收賬款減值撥備 | — | — | — | — | — | — | (8,154) | — | (8,154) |
| Fair value gain on investment properties | 投資物業公平值收益 | — | — | — | 76,586 | 482,484 | 1,517,660 | — | — | 2,076,730 |
| Share of (loss)/profit of associates | 分佔聯營公司(虧損)/溢利 | (345) | — | 280 | — | — | — | — | — | (65) |
| Share of profit/(loss) of joint ventures | 分佔合營公司溢利/(虧損) | 20,939 | — | (434) | — | — | 23,028 | — | — | 43,533 |

Note: Segment results for the infrastructure business before intra/inter-segment eliminations were approximately HK\$187,774,000.

附註：基建業務於抵銷分部內/間收益前之分部業績約為187,774,000港元。

Notes to the Interim Condensed Consolidated Financial Information (Continued)

中期簡明綜合財務資料附註(續)

7 SEGMENT INFORMATION (Continued)

The segment assets by business lines and by geographical areas as at 30th June 2019 are as follows:

7 分部資料(續)

於二零一九年六月三十日按業務及地區劃分之分部資產如下：

| | | Property development 物業發展 | | | Commercial properties investment 商業地產投資 | | | Property management 物業管理 | Infrastructure 基建 | Group 集團 |
|--|-----------------------------|------------------------------|-----------------------------|-----------------------------|--|-----------------------------|-----------------------------|--------------------------------|----------------------|-----------------|
| | | SC 華南 HK\$'000 千港元 | EC 華東 HK\$'000 千港元 | NC 華北 HK\$'000 千港元 | SC 華南 HK\$'000 千港元 | EC 華東 HK\$'000 千港元 | NC 華北 HK\$'000 千港元 | HK\$'000 千港元 | HK\$'000 千港元 | HK\$'000 千港元 |
| As at and for the six months ended 30th June 2019 | 於二零一九年六月三十日及 截至該日止六個月 | 50,298,312 | 21,037,541 | 49,490,292 | 8,748,119 | 18,563,028 | 30,077,176 | 1,300,156 | 163,070 | 179,677,694 |
| Segment assets include: | 分部資產包括： | | | | | | | | | |
| Investments in associates | 於聯營公司之投資 | 276,153 | — | 96,879 | — | — | — | — | — | 373,032 |
| Investments in joint ventures | 於合營公司之投資 | 4,266,753 | 3,520 | 1,341,728 | 73,526 | — | 1,857,601 | — | — | 7,543,128 |
| Additions to non-current assets (other than financial instruments and deferred tax assets) | 添置非流動資產(不包括金融 工具及遞延稅項資產) | 539,650 | 15,545 | 1,222 | 2,322 | 5 | 1,744,339 | 1,126 | 650 | 2,304,859 |

The segment assets by business lines and by geographical areas as at 31st December 2018 are as follows:

於二零一八年十二月三十一日按業務及地區劃分之分部資產如下：

| | | Property development 物業發展 | | | Commercial properties investment 商業地產投資 | | | Property management 物業管理 | Infrastructure 基建 | Group 集團 |
|--|-----------------------------|------------------------------|-----------------------------|-----------------------------|--|-----------------------------|-----------------------------|--------------------------------|----------------------|-----------------|
| | | SC 華南 HK\$'000 千港元 | EC 華東 HK\$'000 千港元 | NC 華北 HK\$'000 千港元 | SC 華南 HK\$'000 千港元 | EC 華東 HK\$'000 千港元 | NC 華北 HK\$'000 千港元 | HK\$'000 千港元 | HK\$'000 千港元 | HK\$'000 千港元 |
| As at and for the year ended 31st December 2018 | 於二零一八年十二月三十一日及 截至該日止年度 | 39,481,816 | 16,873,871 | 46,905,213 | 8,680,766 | 17,778,246 | 27,432,083 | 1,343,354 | 169,007 | 158,664,356 |
| Segment assets include: | 分部資產包括： | | | | | | | | | |
| Investments in associates | 於聯營公司之投資 | 4,015 | — | 143,653 | — | — | — | — | — | 147,668 |
| Investments in joint ventures | 於合營公司之投資 | 4,571,172 | — | 1,074,599 | 39,443 | — | 1,828,848 | — | — | 7,514,062 |
| Additions to non-current assets (other than financial instruments and deferred tax assets) | 添置非流動資產(不包括金融 工具及遞延稅項資產) | 1,171,310 | 17,848 | 6,161 | 40,275 | 23,651 | 1,340,378 | 6,014 | 4,140 | 2,609,777 |

7 SEGMENT INFORMATION (Continued)

Reconciliation of reportable segment profit from operations to profit before taxation is as follows:

7 分部資料(續)

可呈報分部之經營溢利與除稅前溢利對賬如下：

| | | Six months ended 30th June 截至六月三十日止六個月 | |
|---|---------------------|---|----------------------------------|
| | | 2019 二零一九年 HK\$'000 千港元 | 2018 二零一八年 HK\$'000 千港元 |
| Reportable segment profit from operations | 可呈報分部經營溢利 | 4,165,781 | 3,787,551 |
| Unallocated corporate expenses (including exchange gains), net | 未分配公司開支(包括匯兌收益)·淨額 | (3,248) | (158,646) |
| Gain on disposal of financial assets at fair value through profit or loss | 處置按公平值透過損益列賬之財務資產收益 | 73,315 | 8,175 |
| Dividend income | 股息收入 | 157,421 | 145,844 |
| Finance income | 財務收入 | 180,856 | 133,228 |
| Finance costs | 財務成本 | (454,581) | (293,823) |
| Profit before taxation | 除稅前溢利 | 4,119,544 | 3,622,329 |

Reconciliation of reportable segment assets to total assets is as follows:

可呈報分部之資產與總資產對賬如下：

| | | As at 於 | |
|---|---------------------|--|--|
| | | 30th June 2019 二零一九年 六月三十日 HK\$'000 千港元 | 31st December 2018 二零一八年 十二月三十一日 HK\$'000 千港元 |
| Total segment assets | 分部資產總值 | 179,677,694 | 158,664,356 |
| Financial assets at fair value through other comprehensive income | 按公平值透過其他全面收入列賬之財務資產 | 3,509,038 | 3,144,258 |
| Financial assets at fair value through profit or loss | 按公平值透過損益列賬之財務資產 | 86,214 | 810,943 |
| Loan receivables | 應收貸款 | 740,635 | 707,266 |
| Deferred tax assets | 遞延稅項資產 | 809,954 | 784,147 |
| Total assets | 總資產 | 184,823,535 | 164,110,970 |

7 SEGMENT INFORMATION (Continued)

The Group primarily operates in Mainland China. All revenues for the six months ended 30th June 2019 and 2018 are from Mainland China.

As at 30th June 2019 and 31st December 2018, non-current assets were mainly located in Mainland China.

7 分部資料(續)

本集團主要於中國大陸經營業務。截至二零一九年及二零一八年六月三十日止六個月，所有收益均來自中國大陸。

於二零一九年六月三十日及二零一八年十二月三十一日，非流動資產主要位於中國大陸。

8 CAPITAL EXPENDITURE

8 資本開支

| | | Land costs | Prepayments for acquisition of land | Properties and equipment | Investment properties | Goodwill |
|---|----------------------------|-------------------------|--|--------------------------------|--------------------------|-----------------------|
| | | 土地成本 HK\$'000 千港元 | 預付款項 收購土地 HK\$'000 千港元 | 物業及設備 HK\$'000 千港元 | 投資物業 HK\$'000 千港元 | 商譽 HK\$'000 千港元 |
| Opening net book amount as at 1st January 2019 | 於二零一九年 一月一日之期初 賬面淨值 | 1,675,097 | 121,411 | 4,571,452 | 46,856,835 | 35,249 |
| Additions | 新增 | 6,474 | — | 626,165 | 514,034 | — |
| Transfer | 轉撥 | — | — | — | 1,199,119 | — |
| Fair value gain | 公平值收益 | — | — | — | 1,385,215 | — |
| Disposals | 出售 | — | — | (226) | — | — |
| Depreciation and amortisation | 折舊及攤銷 | (12,834) | — | (149,603) | — | — |
| Impairment | 減值 | — | — | — | — | (2) |
| Exchange difference | 匯兌差額 | (11,398) | (477) | (18,917) | (190,396) | (139) |
| Closing net book amount as at 30th June 2019 | 於二零一九年 六月三十日之 期末賬面淨值 | 1,657,339 | 120,934 | 5,028,871 | 49,764,807 | 35,108 |
| Opening net book amount as at 1st January 2018 | 於二零一八年 一月一日之期初 賬面淨值 | 1,846,674 | 127,264 | 3,724,771 | 42,971,253 | 33,552 |
| Additions | 新增 | — | — | 76,680 | 378,050 | — |
| Transfer | 轉撥 | — | — | (131,386) | — | — |
| Fair value gain | 公平值收益 | — | — | — | 2,076,730 | — |
| Disposals | 出售 | — | — | (16,624) | — | — |
| Depreciation and amortisation | 折舊及攤銷 | (29,776) | — | (87,167) | — | — |
| Impairment | 減值 | — | — | — | — | (26) |
| Exchange difference | 匯兌差額 | (14,926) | (1,086) | (31,519) | (376,929) | (288) |
| Closing net book amount as at 30th June 2018 | 於二零一八年 六月三十日之 期末賬面淨值 | 1,801,972 | 126,178 | 3,534,755 | 45,049,104 | 33,238 |

9 INVESTMENTS IN JOINT VENTURES

9 於合營公司之投資

| | | Share of net assets 分佔淨資產 HK\$'000 千港元 | Advance 墊款 HK\$'000 千港元 | Total 總計 HK\$'000 千港元 |
|--|-------------|--|----------------------------------|--------------------------------|
| At 1st January 2019 | 於二零一九年一月一日 | 6,784,509 | 729,553 | 7,514,062 |
| Additions | 新增 | 3,979 | — | 3,979 |
| Share of post-acquisition results | 分佔收購後業績 | 54,753 | — | 54,753 |
| Exchange difference | 匯兌差額 | (26,797) | (2,869) | (29,666) |
| At 30th June 2019 | 於二零一九年六月三十日 | 6,816,444 | 726,684 | 7,543,128 |
| At 1st January 2018 | 於二零一八年一月一日 | 7,270,338 | 764,719 | 8,035,057 |
| Share of post-acquisition results | 分佔收購後業績 | 43,533 | — | 43,533 |
| Dividend received from a joint venture | 已收一間合營公司股息 | (185,401) | — | (185,401) |
| Exchange difference | 匯兌差額 | (58,431) | (6,523) | (64,954) |
| At 30th June 2018 | 於二零一八年六月三十日 | 7,070,039 | 758,196 | 7,828,235 |

Investments in joint ventures mainly represent the Group's investments in (i) Beijing Dongfangwenhua International Properties Company Limited, a company with a property development project in Beijing, Mainland China; (ii) Guangzhou Dongtai Textile Company Limited, a company with a property development project in Guangzhou, Guangdong, Mainland China; and (iii) Guangzhou Diyi Dyeing Factory Company Limited, a company with a property development project in Guangzhou, Guangdong, Mainland China.

As at 30th June 2019, advance to a joint venture of HK\$108,951,000 (31st December 2018: HK\$109,381,000) was denominated in Renminbi, unsecured, interest bearing at the prevailing interest rate announced by the People's Bank of China and without predetermined repayment terms. The remaining advance to joint ventures was denominated in Renminbi, unsecured, non-interest bearing and without predetermined repayment terms.

於合營公司之投資乃主要指本集團於(i)北京東方文華國際置業有限公司，一間擁有中國大陸北京一個物業發展項目之公司之投資；(ii)廣州東泰紡織產業有限公司，一間擁有中國大陸廣東省廣州市一個物業發展項目之公司之投資；及(iii)廣州第一染織廠有限公司，一間擁有中國大陸廣東省廣州市一個物業發展項目之公司之投資。

於二零一九年六月三十日，一間合營公司之墊款108,951,000港元(二零一八年十二月三十一日：109,381,000港元)為以人民幣計值、無抵押、以中國人民銀行宣佈的現行利率計息及並無預定還款期。合營公司之剩餘墊款為以人民幣計值、無抵押、免息及並無預定還款期。

10 FINANCIAL ASSETS AT FAIR VALUE THROUGH OTHER COMPREHENSIVE INCOME

10 按公平值透過其他全面收入列賬之財務資產

| | | Six months ended 30th June 截至六月三十日止六個月 | |
|--|--------------------|---|----------------------------------|
| | | 2019 二零一九年 HK\$'000 千港元 | 2018 二零一八年 HK\$'000 千港元 |
| At 1st January | 於一月一日 | 3,144,258 | 3,575,742 |
| Additions | 新增 | 679,341 | — |
| Fair value loss recognised in equity (Note 13) | 於權益中確認之公平值虧損(附註13) | (318,770) | (316,579) |
| Exchange difference | 匯兌差額 | 4,209 | (29,143) |
| At 30th June | 於六月三十日 | 3,509,038 | 3,230,020 |
| Unlisted securities: | 非上市證券： | | |
| — Equity securities, Mainland China | — 股本證券，中國大陸 | 2,809,039 | 3,230,020 |
| Listed securities: | 上市證券 | | |
| — Equity securities, Hong Kong | — 股本證券，香港 | 699,999 | — |
| At 30th June | 於六月三十日 | 3,509,038 | 3,230,020 |

Financial assets at fair value through other comprehensive income are 3.57% and 4.32% equity interests in two financial institutions in Mainland China and 2.74% equity interests in a financial institution listed in Hong Kong. All investments are denominated in Renminbi and Hong Kong dollar.

按公平值透過其他全面收入列賬之財務資產指兩間中國大陸財務機構3.57%及4.32%之股本權益及一間於香港上市之財務機構2.74%之股本權益。所有投資均以人民幣及港幣計值。

11 ACCOUNTS RECEIVABLE

Consideration in respect of properties sold is generally payable by the buyers at the time of completion of the sale and purchase agreements. Rentals in respect of leased properties and property management fees are generally payable in advance on a monthly basis. No credit terms were granted to the customers.

The ageing analysis of accounts receivable (excluding those impaired) is as follows:

11 應收賬款

已出售物業之代價一般須於買賣協議完成當日由買方支付。租賃物業之租金及物業管理費一般須每月預付。概無授予客戶任何信貸條款。

應收賬款(不包括已減值者)之賬齡分析如下：

| | | As at 於 | |
|----------------|--------|--|--|
| | | 30th June 2019 二零一九年 六月三十日 HK\$'000 千港元 | 31st December 2018 二零一八年 十二月三十一日 HK\$'000 千港元 |
| 0 to 3 months | 0至3個月 | 579,427 | 487,785 |
| 3 to 6 months | 3至6個月 | 77,004 | 48,065 |
| 6 to 9 months | 6至9個月 | 49,480 | 44,186 |
| 9 to 12 months | 9至12個月 | 44,713 | 43,969 |
| Over 12 months | 超過12個月 | 177,952 | 160,877 |
| | | 928,576 | 784,882 |

The carrying value of accounts receivable approximates their fair values. The accounts receivable is related to a number of independent customers, and is denominated in Renminbi.

應收賬款之賬面值與其公平值相若。應收賬款與多名獨立客戶有關並以人民幣計值。

12 SHARE CAPITAL

12 股本

| | Number of ordinary shares 普通股數目 '000 千股 | Par value 面值 HK\$'000 千港元 |
|--|---|------------------------------------|
| At 1st January 2019 and 30th June 2018, 2019 於二零一九年一月一日及 二零一八年及二零一九年 六月三十日 | 2,225,560 | 222,556 |

The total authorised number of ordinary shares is 3,000,000,000 shares (31st December 2018: 3,000,000,000 shares) with a par value of HK\$0.1 per share (31st December 2018: HK\$0.1 per share). All issued shares are fully paid.

法定普通股總數為3,000,000,000股(二零一八年十二月三十一日: 3,000,000,000股)每股面值0.1港元(二零一八年十二月三十一日: 每股面值0.1港元)之股份。所有已發行股份均已繳足股款。

13 RESERVES

13 儲備

For the six months ended 30th June 2019

截至二零一九年六月三十日
止六個月

| | | Share premium 股份溢價 HK\$'000 千港元 | Statutory reserve (i) 法定儲備(i) HK\$'000 千港元 | Assets revaluation reserve (ii) 資產重估 儲備(ii) HK\$'000 千港元 | Currency translation differences 貨幣匯兌 差額 HK\$'000 千港元 | Retained earnings 保留盈利 HK\$'000 千港元 | Total 總計 HK\$'000 千港元 |
|--|--|---|--|--|---|---|--------------------------------|
| Balance at 1st January 2019 於二零一九年 一月一日之結餘 | | 15,800,776 | 161,117 | 1,579,907 | 705,929 | 47,224,625 | 65,472,354 |
| Profit for the period 期內溢利 | | — | — | — | — | 2,654,976 | 2,654,976 |
| Currency translation differences 貨幣匯兌差額 | | — | — | — | (222,717) | — | (222,717) |
| Fair value loss on financial assets at fair value through other comprehensive income 按公平值透過其他全 面收入列賬之財務 資產之公平值虧損 | | — | — | (318,770) | — | — | (318,770) |
| Realised upon disposal of completed properties held for sale 出售持作出售已落成 物業時變現 | | — | — | (53,230) | — | — | (53,230) |
| Deferred tax 遞延稅項 | | — | — | 105,532 | — | — | 105,532 |
| Dividends payable 應付股息 | | — | — | — | — | (445,112) | (445,112) |
| Balance at 30th June 2019 於二零一九年 六月三十日之結餘 | | 15,800,776 | 161,117 | 1,313,439 | 483,212 | 49,434,489 | 67,193,033 |

Notes to the Interim Condensed Consolidated Financial Information (Continued)
 中期簡明綜合財務資料附註(續)

13 RESERVES (Continued)

For the six months ended 30th June 2018

13 儲備(續)

截至二零一八年六月三十日
止六個月

| | | Share premium 股份溢價 HK\$'000 千港元 | Statutory reserve (i) 法定儲備(i) HK\$'000 千港元 | Assets revaluation reserve (ii) 資產重估 儲備(ii) HK\$'000 千港元 | Currency translation differences 貨幣匯兌 差額 HK\$'000 千港元 | Retained earnings 保留盈利 HK\$'000 千港元 | Total 總計 HK\$'000 千港元 |
|--|---------------------------|---|--|--|---|---|--------------------------------|
| Balance at 31st December 2017, as previously stated | 於二零一七年十二月三十一日之結餘(過往呈列) | 15,800,776 | 161,117 | 1,840,646 | 3,808,877 | 42,260,153 | 63,871,569 |
| Change in accounting policy | 會計政策變動 | — | — | (1,064) | 2,740 | 79,229 | 80,905 |
| Balance at 1st January 2018, restated | 於二零一八年一月一日之結餘(經重列) | 15,800,776 | 161,117 | 1,839,582 | 3,811,617 | 42,339,382 | 63,952,474 |
| Profit for the period | 期內溢利 | — | — | — | — | 2,473,415 | 2,473,415 |
| Currency translation differences | 貨幣匯兌差額 | — | — | — | (592,897) | — | (592,897) |
| Fair value loss on financial assets at fair value through other comprehensive income | 按公平值透過其他全面收入列賬之財務資產之公平值虧損 | — | — | (316,579) | — | — | (316,579) |
| Realised upon disposal of completed properties held for sale | 出售持作出售已落成物業時變現 | — | — | (17,023) | — | — | (17,023) |
| Deferred tax | 遞延稅項 | — | — | 85,563 | — | — | 85,563 |
| Dividends payable | 應付股息 | — | — | — | — | (445,110) | (445,110) |
| Balance at 30th June 2018 | 於二零一八年六月三十日之結餘 | 15,800,776 | 161,117 | 1,591,543 | 3,218,720 | 44,367,687 | 65,139,843 |

13 RESERVES (Continued)

For the six months ended 30th June 2018 (Continued)

Notes:

- (i) As stipulated by regulations in Mainland China, the Company's subsidiaries established and operated in Mainland China are required to appropriate a portion of their after-tax profit (after offsetting prior year losses) to the statutory reserves and enterprise expansion fund, at rates determined by their respective boards of directors. The statutory reserves can be utilised to offset prior year losses or be utilised for the issuance of bonus shares, whilst the enterprise expansion fund can be utilised for the development of business operations. When the statutory reserve reaches an amount equal to 50% of the registered capital of the respective subsidiaries, further appropriation needs not be made.
- (ii) Assets revaluation reserve mainly represents revaluation reserve of financial assets at FVOCI and the balance of the fair value gain in respect of 69.5% interest in Guangzhou Zhujiang Qiaodu Real Estate Limited ("GZQREL").

Upon completion of the acquisition of Guangzhou Nonggongshang Construction and Development Company Limited in 2007, GZQREL became a subsidiary of the Group. The fair value gain in respect of the 69.5% interest in GZQREL previously held by the Group (as a joint venture) of approximately HK\$2,180,096,000, net of tax, was credited to an asset revaluation reserve directly in equity.

Subsequent sales of the properties developed by GZQREL are regarded as partial disposal of the business of GZQREL and accordingly the related portion of the asset revaluation reserve is released to the consolidated statement of comprehensive income. As at 30th June 2019, the asset revaluation reserve relating to GZQREL amounted to approximately HK\$663,624,000 (31st December 2018: HK\$692,194,000).

13 儲備(續)

截至二零一八年六月三十日止六個月(續)

附註：

- (i) 按照中國大陸法規所訂明，本公司於中國大陸成立及經營之附屬公司須自其除稅後溢利(經抵銷過往年度虧損後)中撥出一部分至法定儲備及企業發展基金，比率乃由各董事會釐定。法定儲備可用作抵銷過往年度虧損或用作發行紅股，而企業發展基金則可用作發展業務。當法定儲備達到相當於本公司的附屬公司註冊資本50%之金額時，將毋須進一步作出撥款。
- (ii) 資產重估儲備主要指按公平值透過其他全面收入列賬之財務資產之重估儲備，及廣州珠江僑都房地產有限公司(「僑都」)69.5%權益公平值收益餘額之重估儲備。

於二零零七年完成收購廣州市農工商集團建設開發公司後，僑都成為本集團之附屬公司。本集團先前持有僑都(作為一間合營公司)的69.5%權益之公平值收益約2,180,096,000港元(已扣除稅項)已直接在權益計入資產重估儲備。

往後銷售由僑都開發之物業視為出售僑都部分業務，資產重估儲備之有關部分因此撥入綜合全面收入報表。於二零一九年六月三十日，與僑都相關的資產重估儲備約為663,624,000港元(二零一八年十二月三十一日：692,194,000港元)。

14 ACCOUNTS PAYABLE

Ageing analysis of accounts payable (including amounts due to related companies of trading in nature) is as follows:

| | | As at 於 | |
|----------------|--------|--|--|
| | | 30th June 2019 二零一九年 六月三十日 HK\$'000 千港元 | 31st December 2018 二零一八年 十二月三十一日 HK\$'000 千港元 |
| 0 to 3 months | 0至3個月 | 1,690,871 | 2,371,199 |
| 3 to 6 months | 3至6個月 | 878,240 | 416,286 |
| 6 to 9 months | 6至9個月 | 1,774,232 | 520,536 |
| 9 to 12 months | 9至12個月 | 227,774 | 388,946 |
| Over 12 months | 超過12個月 | 5,456,247 | 5,363,350 |
| | | 10,027,364 | 9,060,317 |

As at 30th June 2019, approximately HK\$460,655,000 (31st December 2018: HK\$454,670,000) of accounts payable were due to certain related companies in respect of property constructions (Note 27(b)).

Accounts payable are denominated in Renminbi. The carrying value of accounts payable approximates their fair values.

應付賬款之賬齡分析(包括應付予關連公司屬於交易性質之賬款)如下:

於二零一九年六月三十日,應付賬款中約460,655,000港元(二零一八年十二月三十一日:454,670,000港元)為就物業建築應付若干關連公司之賬款(附註27(b))。

應付賬款以人民幣計值。應付賬款之賬面值與其公平值相若。

15 LAND COST PAYABLE

| | | As at 於 | |
|--|--------------------|--|--|
| | | 30th June 2019 二零一九年 六月三十日 HK\$'000 千港元 | 31st December 2018 二零一八年 十二月三十一日 HK\$'000 千港元 |
| Land cost payable | 應付土地成本 | 92,939 | 93,306 |
| Less: Amount due within one year included in current liabilities | 減:計入流動負債須於一年內償還之金額 | (4,976) | (4,996) |
| | | 87,963 | 88,310 |

Land cost payable is denominated in Renminbi. Their carrying amounts approximate fair values.

應付土地成本以人民幣計值,賬面值與公平值相若。

16 BORROWINGS

16 借貸

| | | As at 於 | |
|---|---------------------|--|--|
| | | 30th June 2019 二零一九年 六月三十日 HK\$'000 千港元 | 31st December 2018 二零一八年 十二月三十一日 HK\$'000 千港元 |
| Non-current | 非流動 | | |
| Bank and financial institution borrowings | 銀行及財務機構借貸 | 35,327,206 | 36,026,674 |
| Commercial mortgage-backed securities (Note (a)) | 商業抵押擔保證券 (附註(a)) | 8,155,517 | 5,629,858 |
| Senior notes (Note (b)) | 優先票據(附註(b)) | 3,842,481 | — |
| | | 47,325,204 | 41,656,532 |
| Current | 流動 | | |
| Bank and financial institution borrowings | 銀行及財務機構借貸 | 14,131,766 | 9,436,196 |
| Corporate bonds | 公司債券 | — | 2,280,415 |
| Asset-backed securities | 資產支持證券 | — | 1,686,913 |
| Commercial mortgage-backed securities (Note (a)) | 商業抵押擔保證券 (附註(a)) | 47,064 | 41,087 |
| | | 14,178,830 | 13,444,611 |
| | | 61,504,034 | 55,101,143 |

16 BORROWINGS (Continued)

Notes:

- (a) In June 2018, the Group issued commercial mortgage-backed securities with an aggregate nominal value of RMB5,600,000,000 (equivalent to approximately HK\$6,366,096,000) (the "Securities"). The Securities will mature in 2039 and are repayable at their nominal value of RMB5,600,000,000. Subject to the terms and conditions specified in the offering circular, the Group has the right to redeem all of the Securities every three years (the "Redeemable Securities") from the date of issue, the investor are also entitled to sell back the Redeemable Securities to the Group on the same date. As at 30th June 2019, the Securities are secured by an investment property of approximately HK\$7,848 million (31st December 2018: HK\$7,180 million) and rental receivables of the investment property.

In June 2019, the Group issued commercial mortgage-backed securities with an aggregate nominal value of RMB2,000,000,000 (equivalent to approximately HK\$2,273,606,000) (the "Securities"). The Securities will mature in 2037 and are repayable at their nominal value of RMB2,000,000,000. Subject to the terms and conditions specified in the offering circular, the Group has the right to redeem all of the Securities every three years (the "Redeemable Securities") from the date of issue, the investor are also entitled to sell back the Redeemable Securities to the Group on the same date. As at 30th June 2019, the Securities are secured by an investment property of approximately HK\$2,581 million and rental receivables of the investment property.

- (b) In June 2019, the Group issued 7.5% senior notes with an aggregate nominal value of US\$500,000,000 (equivalent to approximately HK\$3,907,590,000) (the "Notes"). The Notes will mature in June 2022 and are repayable at their nominal value of US\$500,000,000. The Group may redeem all or a portion of the Notes at the redemption prices specified in the offering circular, plus accrued and unpaid interests to the redemption date, subject to the terms and conditions specified in the offering circular.

16 借貸(續)

附註：

- (a) 於二零一八年六月，本集團發行總面值為人民幣5,600,000,000元（相等於約6,366,096,000港元）之商業抵押擔保證券（「證券」）。證券將於二零三九年到期，並將按其總面值人民幣5,600,000,000元償還。根據發售通函列明之條款及條件，本集團有權於發行日期起計每三年贖回所有證券（「可贖回證券」），而投資者亦有權於相同日期向本集團售回可贖回證券。於二零一九年六月三十日，證券以一項約7,848百萬港元（二零一八年十二月三十一日：7,180百萬港元）的投資物業及其應收租金作抵押。

於二零一九年六月，本集團發行總面值為人民幣2,000,000,000元（相等於約2,273,606,000港元）之商業抵押擔保證券（「證券」）。證券將於二零三七年到期，並將按其總面值人民幣2,000,000,000元償還。根據發售通函列明之條款及條件，本集團有權於發行日期起計每三年贖回所有證券（「可贖回證券」），而投資者亦有權於相同日期向本集團售回可贖回證券。於二零一九年六月三十日，證券以一項約2,581百萬港元的投資物業及其應收租金作抵押。

- (b) 於二零一九年六月，本集團發行總面值為500,000,000美元（相等於約3,907,590,000港元）之7.5厘優先票據（「票據」）。票據將於二零二二年六月到期，並將按其總面值500,000,000美元償還。根據發售通函列明之條款及條件，本集團可按發售通函列明之贖回價，另加截至贖回日的累計未付利息贖回全部或部分優先票據。

16 BORROWINGS (Continued)

The borrowings are denominated in the following currencies and with the following respective weighted average effective interest rates:

16 借貸(續)

借貸以下列貨幣為單位及按下列各實際加權平均利率計息：

| | | As at 於 | | | |
|---|-------------|------------------------------|------------------------------------|------------------------------------|------------------------------------|
| | | 30th June 2019 二零一九年六月三十日 | Effective interest rate 實際利率 | 31st December 2018 二零一八年十二月三十一日 | Effective interest rate 實際利率 |
| | | HK\$'000 千港元 | | HK\$'000 千港元 | |
| Renminbi | 人民幣 | | | | |
| — Bank and financial institution borrowings | — 銀行及財務機構借貸 | 46,108,789 | 6.89% | 42,484,126 | 5.96% |
| — Corporate bonds | — 公司債券 | — | — | 2,280,415 | 5.30% |
| — Asset-backed securities | — 資產支持證券 | — | — | 1,686,913 | 6.28% |
| — Commercial mortgage-backed securities | — 商業抵押擔保證券 | 5,990,482 | 6.56% | 5,670,945 | 6.57% |
| — Commercial mortgage-backed securities | — 商業抵押擔保證券 | 2,212,099 | 5.72% | — | — |
| HK dollar | 港元 | | | | |
| — Bank borrowings | — 銀行借貸 | 3,168,761 | 2.23% | 2,978,744 | 1.44% |
| US dollar | 美元 | | | | |
| — Bank borrowings | — 銀行借貸 | 181,422 | 4.00% | — | — |
| — Senior notes | — 優先票據 | 3,842,481 | 8.15% | — | — |
| | | 61,504,034 | | 55,101,143 | |

As at 30th June 2019, the Group's bank and financial institution borrowings were secured by:

- (i) the Group's land (prepaid operating lease payments for hotel properties and self-use buildings) of approximately HK\$563,387,000 (31st December 2018: HK\$328,460,000);
- (ii) the Group's hotel's properties of approximately HK\$3,096,114,000 (31st December 2018: HK\$1,462,155,000);
- (iii) the Group's properties under development for sale of approximately HK\$17,126,984,000 (31st December 2018: HK\$16,948,836,000);
- (iv) the Group's completed properties for sale of approximately HK\$5,323,670,000 (31st December 2018: HK\$4,546,252,000);

於二零一九年六月三十日，本集團之銀行及財務機構借貸乃以下列抵押品擔保：

- (i) 本集團約563,387,000港元(二零一八年十二月三十一日：328,460,000港元)之土地(酒店物業及自用樓宇之預付經營租賃款項)；
- (ii) 本集團約3,096,114,000港元(二零一八年十二月三十一日：1,462,155,000港元)之酒店物業；
- (iii) 本集團約17,126,984,000港元(二零一八年十二月三十一日：16,948,836,000港元)之可供出售之發展中物業；
- (iv) 本集團約5,323,670,000港元(二零一八年十二月三十一日：4,546,252,000港元)之可供出售之已落成物業；

16 BORROWINGS (Continued)

- (v) the Group's investment properties of approximately HK\$41,733,453,000 (31st December 2018: HK\$23,490,014,000);
- (vi) the Group's financial assets at fair value through other comprehensive income of approximately HK\$2,512,219,000 (31st December 2018: HK\$2,978,952,000);
- (vii) none of the Group's financial assets at fair value through profit or loss were pledged (31st December 2018: HK\$224,006,000);
- (viii) the Group's equity interests in subsidiaries of approximately HK\$1,290,131,000 (31st December 2018: HK\$1,393,066,000);
- (ix) The Group's bank deposit of approximately HK\$750,290,000 (31st December 2018: HK\$385,528,000).

17 LOAN RECEIVABLES

Loan receivables bear interests from 4.9% to 13.2% per annum and are unsecured, except for an amount of HK\$1,164 million (2018: HK\$1,221 million), which is secured by various parcels of land and properties in Huizhou, Guangdong Province, Mainland China and an amount of HK\$284 million (2018: HK\$285 million), which is secured by various properties in Hebei Province, Mainland China and 10% equity interest in a subsidiary of the Group.

Loan receivables included in current assets are repayable within 12 months, and the amount included in non-current assets are repayable beyond 12 months in accordance to contractual terms.

16 借貸(續)

- (v) 本集團約41,733,453,000港元(二零一八年十二月三十一日: 23,490,014,000港元)之投資物業;
- (vi) 本集團約2,512,219,000港元(二零一八年十二月三十一日: 2,978,952,000港元)之按公平值透過其他全面收入列賬之財務資產;
- (vii) 本集團並無已作抵押之按公平值透過損益列賬之財務資產(二零一八年十二月三十一日: 224,006,000港元);
- (viii) 本集團於附屬公司之股本權益約1,290,131,000港元(二零一八年十二月三十一日: 1,393,066,000港元);
- (ix) 本集團約750,290,000港元(二零一八年十二月三十一日: 385,528,000港元)之銀行存款。

17 應收貸款

應收貸款按年利率4.9厘至13.2厘計息及無抵押,但不包括約1,164百萬港元(二零一八年: 1,221百萬港元)的款項,其以位於中國大陸廣東省惠州多幅土地及物業作抵押,及約284百萬港元(二零一八年: 285百萬港元)的款項,其以位於中國大陸河北省多間物業及本集團一家附屬公司的10%權益作抵押。

根據合約條款,計入流動資產的應收貸款需於12個月內償還,而計入非流動資產的款項需於12個月後償還。

18 OTHER GAINS, NET

18 其他收益，淨額

| | | Six months ended 30th June 截至六月三十日止六個月 | |
|--|----------------------------|---|----------------------------------|
| | | 2019 二零一九年 HK\$'000 千港元 | 2018 二零一八年 HK\$'000 千港元 |
| Dividend income from financial assets at fair value through other comprehensive income | 來自按公平值透過其他全面收入列賬之財務資產之股息收入 | 157,421 | 145,844 |
| Fair value loss on financial assets at fair value through profit or loss | 按公平值透過損益列賬之財務資產之公平值虧損 | (8,379) | (46,437) |
| Net foreign exchange gains | 匯兌收益淨額 | 8,456 | 10,099 |
| Gain on disposal of financial assets at fair value through profit or loss | 處置按公平值透過損益列賬之財務資產收益 | 73,315 | 8,175 |
| Others | 其他 | 37,678 | 23,626 |
| | | 268,491 | 141,307 |

19 EXPENSES BY NATURE

Expenses included in cost of sales, selling and marketing expenses and general and administrative expenses are analysed as follows:

19 按性質劃分之開支

開支包括銷售成本、銷售及市場推廣費用，以及一般及行政費用，分析如下：

| | | Six months ended 30th June 截至六月三十日止六個月 | |
|---|-------------------|---|----------------------------------|
| | | 2019 二零一九年 HK\$'000 千港元 | 2018 二零一八年 HK\$'000 千港元 |
| Advertising and promotion costs | 廣告及推廣開支 | 93,781 | 31,899 |
| Amortisation of land costs | 土地成本攤銷 | 12,834 | 29,776 |
| Cost of completed properties sold | 出售已落成物業之成本 | 2,125,997 | 1,613,919 |
| Depreciation of properties and equipment | 物業及設備折舊 | 149,603 | 87,167 |
| Depreciation of right-of-use assets | 使用權資產折舊 | 2,921 | — |
| Direct operating expenses arising from investment properties that | 以下類別投資物業產生之直接經營開支 | | |
| — generated rental income | — 產生租金收入 | 139,335 | 179,456 |
| — did not generate rental income | — 並無產生租金收入 | 2,982 | 4,167 |
| Employees' benefits costs (including Directors' emoluments) | 僱員福利成本(包括董事酬金) | 738,018 | 589,275 |
| Loss on disposals of properties and equipment | 出售物業及設備虧損 | 226 | 16,624 |
| Lease rental in respect of premises | 物業之租賃租金 | — | 5,837 |
| Short-term and low-value assets lease expenses* | 短期及低價值資產租賃開支* | 15,510 | — |
| Provision for impairment of accounts receivable | 應收賬款減值撥備 | 10,498 | 8,154 |

* These lease payments are directly charged to general and administrative expenses and are not included in the measurement of lease liabilities under HKFRS 16.

* 該等租賃付款直接自一般及行政費用扣除，並不計入香港財務報告準則第16號之租賃負債計量。

20 FINANCE INCOME AND COSTS

20 財務收入及成本

| | | Six months ended 30th June 截至六月三十日止六個月 | |
|--|-----------------------------------|---|----------------------------------|
| | | 2019 二零一九年 HK\$'000 千港元 | 2018 二零一八年 HK\$'000 千港元 |
| Finance income | 財務收入 | | |
| Interest income on bank deposits, advance to a joint venture and loan receivables | 銀行存款、向一間合營公司墊款及應收貸款之利息收入 | (180,856) | (133,228) |
| Finance costs | 財務成本 | | |
| Interest expense and other borrowing costs: | 利息開支及其他借貸成本： | | |
| — loans from banks and financial institutions | — 銀行及財務機構貸款 | 1,767,125 | 1,588,432 |
| — corporate bonds, asset-backed securities and commercial mortgage-backed securities | — 公司債券、資產支持證券及商業抵押擔保證券 | 272,870 | 155,109 |
| Total borrowing costs incurred | 所發生之總借貸成本 | 2,039,995 | 1,743,541 |
| Less: Amount capitalised as part of the cost of properties under development, investment properties under development and properties and equipment | 減：撥充作為發展中物業、發展中投資物業及物業及設備之部份成本之款項 | (1,585,414) | (1,449,718) |
| | | 454,581 | 293,823 |
| Net finance costs | 財務成本淨額 | 273,725 | 160,595 |

The weighted average interest rate of borrowing costs capitalised for the six months ended 30th June 2019 was approximately 6.6% (2018: 5.9%) per annum.

截至二零一九年六月三十日止六個月，撥充資本的借貸成本的加權平均年利率約為6.6%(二零一八年：5.9%)。

21 SHARE OF PROFIT OF JOINT VENTURES

For the six months ended 30th June 2019, the amount included the share of fair value gain, net of tax, on the investment properties of joint ventures located in Beijing and Guangzhou, amounting to approximately HK\$5,766,000 (2018: HK\$22,768,000).

21 分佔合營公司溢利

截至二零一九年六月三十日止六個月，有關款項包括分佔位於北京及廣州的合營公司之投資物業之公平值收益(扣除稅項後)約5,766,000港元(二零一八年：22,768,000港元)。

22 TAXATION

22 稅項

| | | Six months ended 30th June 截至六月三十日止六個月 | |
|---|----------------------|---|----------------------------------|
| | | 2019 二零一九年 HK\$'000 千港元 | 2018 二零一八年 HK\$'000 千港元 |
| Current tax | 本期稅項 | | |
| Mainland China corporate income tax (Note (a)) | 中國大陸企業所得稅 (附註(a)) | 411,356 | 310,760 |
| Mainland China land appreciation tax (Note (b)) | 中國大陸土地增值稅 (附註(b)) | 703,748 | 280,852 |
| | | 1,115,104 | 591,612 |
| Deferred tax | 遞延稅項 | | |
| Mainland China corporate income tax (Note (a)) | 中國大陸企業所得稅 (附註(a)) | 309,304 | 564,609 |
| Mainland China land appreciation tax (Note (b)) | 中國大陸土地增值稅 (附註(b)) | (9,785) | (3,396) |
| Mainland China withholding income tax (Note (c)) | 中國大陸預扣所得稅 (附註(c)) | 1,764 | 1,994 |
| | | 301,283 | 563,207 |
| | | 1,416,387 | 1,154,819 |

The Company is exempted from taxation in Bermuda until March 2035. Subsidiaries in the British Virgin Islands are incorporated under the International Business Companies Act (now the BVI Business Companies Act, 2004) of the British Virgin Islands, or the BVI Business Companies Act, 2004 of the British Virgin Islands, and are not liable to any form of taxation in the British Virgin Islands.

Notes:

- (a) Mainland China Corporate Income Tax
 Subsidiaries established and operated in Mainland China are subject to Mainland China corporate income tax at the rate of 25% for the six months ended 30th June 2019 (2018: 25%).

本公司獲豁免繳納百慕達稅項，直至二零三五年三月止。英屬處女群島附屬公司乃根據英屬處女群島國際商業公司法（現為英屬處女群島商業公司法2004），或英屬處女群島之英屬處女群島商業公司法2004註冊成立，故毋須支付任何形式之英屬處女群島稅項。

附註：

- (a) 中國大陸企業所得稅
 截至二零一九年六月三十日止六個月，於中國大陸成立及營運之附屬公司須按25%之稅率繳納中國大陸企業所得稅（二零一八年：25%）。

22 TAXATION (Continued)

Notes: (Continued)

- (b) Mainland China Land Appreciation Tax
 Mainland China land appreciation tax is levied at progressive rates ranging from 30% to 60% on the appreciation of land value, being the proceeds of sales of properties less deductible expenditures including costs of land, development expenditures and construction costs.
- (c) Mainland China Withholding Income Tax
 Dividend distribution made by Mainland China subsidiaries and joint ventures to shareholders outside of Mainland China in respect of their profits earned after 1st January 2008 is subject to withholding income tax at tax rates of 5% or 10%, where applicable.

22 稅項(續)

附註：(續)

- (b) 中國大陸土地增值稅
 中國大陸土地增值稅就土地增值，即出售物業所得款項扣除可扣減開支(包括土地成本、發展開支及建築成本)，按累進稅率30%至60%徵收。
- (c) 中國大陸預扣所得稅
 中國大陸附屬公司及合營公司向中國大陸以外的股東就彼等於二零零八年一月一日後賺取之溢利所作出之股息分派須按5%或10%(如適用)之稅率繳納預扣所得稅。

23 EARNINGS PER SHARE

Basic

Basic earnings per share is calculated by dividing the profit attributable to equity holders of the Company by the weighted average number of ordinary shares in issue during the period.

23 每股盈利

基本

每股基本盈利乃根據本公司股權持有人應佔溢利除以期內已發行普通股之加權平均數得出。

| | | Six months ended 30th June 截至六月三十日止六個月 | |
|---|-------------------|---|----------------------------------|
| | | 2019 二零一九年 HK\$'000 千港元 | 2018 二零一八年 HK\$'000 千港元 |
| Profit attributable to equity holders of the Company (HK\$'000) | 本公司股權持有人應佔溢利(千港元) | 2,654,976 | 2,473,415 |
| Weighted average number of ordinary shares in issue ('000) | 已發行普通股之加權平均數(千股) | 2,225,560 | 2,225,560 |
| Basic earnings per share (HK\$ per share) | 每股基本盈利(每股港元) | 1.193 | 1.111 |

Diluted

Diluted earnings per share is calculated by adjusting the weighted average number of ordinary shares outstanding to assume conversion of all dilutive potential ordinary shares. Since there was no dilutive potential ordinary shares during the six months ended 30th June 2019 and 30th June 2018, diluted earnings per share is equal to basic earnings per share.

攤薄

計算每股攤薄盈利時，已對發行在外普通股之加權平均數作出調整，以假設所有具攤薄潛力之普通股獲悉數轉換。由於截至二零一九年六月三十日及二零一八年六月三十日止六個月內並沒有具攤薄潛力之普通股，因此每股攤薄盈利與每股基本盈利一致。

24 DIVIDEND

24 股息

| | | Six months ended 30th June 截至六月三十日止六個月 | |
|--|--------------------------------------|---|----------------------------------|
| | | 2019 二零一九年 HK\$'000 千港元 | 2018 二零一八年 HK\$'000 千港元 |
| Declared interim dividend of HK\$0.10 (2018: HK\$0.20) per ordinary share | 宣派中期股息每股普通股0.10 港元(二零一八年: 0.20港元) | 222,556 | 445,112 |

The interim dividend has not been recognised as a liability at the end of reporting period.

中期股息並未於報告期末確認為負債。

25 CONTINGENT LIABILITIES

25 或然負債

- (a) Financial guarantees not provided for in the financial statements are as follows:

- (a) 未於財務報表中作出撥備之財務擔保如下：

| | | As at 於 | |
|---|------------------------------|--|--|
| | | 30th June 2019 二零一九年 六月三十日 HK\$'000 千港元 | 31st December 2018 二零一八年 十二月三十一日 HK\$'000 千港元 |
| Guarantees given to banks for mortgage facilities granted to certain buyers of the Group's properties | 就購買本集團物業之若干買家提供按揭貸款而向銀行作出之擔保 | 10,240,011 | 8,044,655 |
| Guarantees given to a bank for bank borrowings of a joint venture | 就一間合營公司銀行借貸而向銀行作出之擔保 | 1,382,166 | 1,494,367 |
| | | 11,622,177 | 9,539,022 |

- (b) The Group has certain outstanding litigations relating to disputes on construction contracts. The Directors evaluated the background of the disputes and obtained advice from independent legal counsel, and considered the Group has valid defences against the cases. Accordingly, no provision is considered to be necessary.

- (b) 本集團有若干有關施工合約糾紛的待決訴訟。董事已評估糾紛背景並從獨立法律顧問取得意見，認為本集團可就該等案件提出有效抗辯。因此，毋須作出撥備。

26 COMMITMENTS

(a) Capital Commitments

Capital expenditures at the balance sheet date but not yet incurred are as follows:

| | | As at 於 | |
|---|----------------------|--|--|
| | | 30th June 2019 二零一九年 六月三十日 HK\$'000 千港元 | 31st December 2018 二零一八年 十二月三十一日 HK\$'000 千港元 |
| Contracted but not provided for | 已訂約但未撥備 | | |
| — Acquisition of land and equity interests in certain land holding entities | — 收購若干持有土地實體之土地及股本權益 | 1,160,237 | 1,265,970 |
| — Property construction costs | — 物業建築成本 | 1,656,638 | 1,821,030 |
| — Capital contribution to an associate | — 一間聯營公司之出資 | 254,158 | 254,158 |
| | | 3,071,033 | 3,341,158 |

(b) Operating lease commitments

The Group has operating lease commitments in respect of premises under various non-cancellable operating lease agreements. The balance as at 31st December 2018 included leases while upon the adoption of HKFRS 16 (see Note 4), the balance as at 30th June 2019 included commitments for low-value leases and short term leases with a lease term of less than 12 months. The future aggregate minimum lease payments under these leases are as follows:

| | | As at 於 | |
|----------------------------|----------|--|--|
| | | 30th June 2019 二零一九年 六月三十日 HK\$'000 千港元 | 31st December 2018 二零一八年 十二月三十一日 HK\$'000 千港元 |
| Amounts payable | 應付款項 | | |
| — Within one year | — 一年內 | 19,297 | 13,588 |
| — Within two to five years | — 兩年至五年內 | 16,764 | 5,448 |
| — After five years | — 五年後 | — | 33,929 |
| | | 36,061 | 52,965 |

26 承擔

(a) 資本承擔

於結算日尚未產生之資本開支如下：

| | | As at 於 | |
|---|----------------------|--|--|
| | | 30th June 2019 二零一九年 六月三十日 HK\$'000 千港元 | 31st December 2018 二零一八年 十二月三十一日 HK\$'000 千港元 |
| Contracted but not provided for | 已訂約但未撥備 | | |
| — Acquisition of land and equity interests in certain land holding entities | — 收購若干持有土地實體之土地及股本權益 | 1,160,237 | 1,265,970 |
| — Property construction costs | — 物業建築成本 | 1,656,638 | 1,821,030 |
| — Capital contribution to an associate | — 一間聯營公司之出資 | 254,158 | 254,158 |
| | | 3,071,033 | 3,341,158 |

(b) 經營租賃承擔

本集團就多份有關租賃物業之不可註銷經營租賃協議而有經營租賃承擔。於二零一八年十二月三十一日的結餘包括採納香港財務報告準則第16號(見附註4)時的租賃，於二零一九年六月三十日的結餘包括低價值租賃及租期少於十二個月的短期租賃的承擔。根據該等租賃，於日後之最低應付租金總額如下：

| | | As at 於 | |
|----------------------------|----------|--|--|
| | | 30th June 2019 二零一九年 六月三十日 HK\$'000 千港元 | 31st December 2018 二零一八年 十二月三十一日 HK\$'000 千港元 |
| Amounts payable | 應付款項 | | |
| — Within one year | — 一年內 | 19,297 | 13,588 |
| — Within two to five years | — 兩年至五年內 | 16,764 | 5,448 |
| — After five years | — 五年後 | — | 33,929 |
| | | 36,061 | 52,965 |

27 RELATED PARTY TRANSACTIONS

The Company is controlled by Mr. Chu Mang Yee, who owns approximately 55.22% (2018: 55.22%) of the Company's shares during the six months ended 30th June 2019. The remaining shares are widely held.

The ultimate holding company is Sounda Properties Limited, a company incorporated in the British Virgin Islands.

(a) The following significant connected transactions were carried out with related parties:

Sales of Goods and Services (Note)

27 關連人士交易

本公司由朱孟依先生控制，其於截至二零一九年六月三十日止六個月內擁有約55.22% (二零一八年：55.22%) 本公司股份。餘下股份由其他人士廣泛持有。

最終控股公司為於英屬處女群島註冊成立的新達置業有限公司。

(a) 下列為與關連人士進行之重要關連交易：

銷售貨品及服務(附註)

| | | Six months ended 30th June 截至六月三十日止六個月 | |
|---|--------------------|---|----------------------------------|
| | | 2019 二零一九年 HK\$'000 千港元 | 2018 二零一八年 HK\$'000 千港元 |
| Property management services to related companies | 提供予關連公司之物業管理服務 | 14,145 | 13,183 |
| Property design services to a related company | 提供予一間關連公司之物業設計服務 | 14,340 | 16,864 |
| Shop and office lease services to related companies | 提供予關連公司之商舖及辦公室租賃服務 | 3,476 | 5,289 |
| Heating service to related companies | 提供予關連公司之供暖服務 | 883 | — |
| Hotel management services to related companies | 提供予關連公司之酒店管理服務 | 5,680 | 966 |
| Office lease services to related companies | 提供予關連公司之辦公室租賃服務 | — | 10,893 |
| Commercial property management to related companies | 提供予關連公司之商用物業管理 | 50,270 | 8,088 |
| | | 88,794 | 55,283 |

27 RELATED PARTY TRANSACTIONS (Continued)

(a) The following significant connected transactions were carried out with related parties: (Continued)

Purchase of Goods and Services (Note)

| | | Six months ended 30th June 截至六月三十日止六個月 | |
|--|--|---|----------------------------------|
| | | 2019 二零一九年 HK\$'000 千港元 | 2018 二零一八年 HK\$'000 千港元 |
| Property construction services from a related company | 一間關連公司提供之物業建築服務 | 67,813 | 36,177 |
| Electricity installation, low voltage system and intelligent building system installation and consultancy service on budgeting and cost control for construction work from a related company | 一間關連公司提供之電力安裝、弱電系統及智能樓宇系統安裝以及建築工程預算及成本控制諮詢服務 | — | 14,922 |
| Office lease services from a related company | 一間關連公司提供之辦公室租賃服務 | 3,898 | 3,414 |
| Informatisation and computerisation related services from a related company | 一間關連公司提供之信息化及電腦化相關服務 | 4,178 | 8,968 |
| Marketing services from a related company | 一間關連公司提供之市場推廣服務 | 214,112 | — |
| | | 290,001 | 63,481 |

Note:

Office lease services are provided to Zhujiang Life Insurance Company Limited (珠江人壽保險股份有限公司) ("Zhujiang Life"), and Beijing Zhujiang Real Estate Development Company Limited (北京珠江房地產有限公司) ("Zhujiang Real Estate").

Zhujiang Life is majority-controlled company, held indirectly, by the family members and relatives of Mr. Chu Mang Yee (the controlling shareholder and Chairman of the Board of Directors of the Company) ("Mr. Chu") and Ms. Chu Kut Yung (Deputy Chairman of the Board of Directors of the Company) ("Ms. Chu") together, namely Mr. Chu Yat Hong and Mr. Chu Wai Hong (the sons of Mr. Chu and the brothers of Ms. Chu), Mr. Zhu La Yi (a brother of Mr. Chu and an uncle of Ms. Chu) and Mr. Xie Bing Zhao (the brother-in-law of Mr. Chu and an uncle of Ms. Chu). Zhujiang Real Estate is majority-controlled company, held indirectly by Mr. Chu Wai Hong (a son of Mr. Chu and a brother of Ms. Chu).

Apart from the above, all other transactions were carried out with Chu's controlled Entities, comprising companies which are associates of either Mr. Chu Yat Hong or Mr. Chu Wai Hong. They are the sons of Mr. Chu Mang Yee (the controlling Shareholder and Chairman of the Board of the Company) and the brothers of Ms. Chu Kut Yung (the Deputy Chairman of the Board of the Company).

All the services mentioned above were charged in accordance with the terms of the underlying agreements.

27 關連人士交易(續)

(a) 下列為與關連人士進行之重要關連交易：(續)

購買貨品及服務(附註)

| | | Six months ended 30th June 截至六月三十日止六個月 | |
|--|--|---|----------------------------------|
| | | 2019 二零一九年 HK\$'000 千港元 | 2018 二零一八年 HK\$'000 千港元 |
| Property construction services from a related company | 一間關連公司提供之物業建築服務 | 67,813 | 36,177 |
| Electricity installation, low voltage system and intelligent building system installation and consultancy service on budgeting and cost control for construction work from a related company | 一間關連公司提供之電力安裝、弱電系統及智能樓宇系統安裝以及建築工程預算及成本控制諮詢服務 | — | 14,922 |
| Office lease services from a related company | 一間關連公司提供之辦公室租賃服務 | 3,898 | 3,414 |
| Informatisation and computerisation related services from a related company | 一間關連公司提供之信息化及電腦化相關服務 | 4,178 | 8,968 |
| Marketing services from a related company | 一間關連公司提供之市場推廣服務 | 214,112 | — |
| | | 290,001 | 63,481 |

附註：

辦公室租賃服務是提供予珠江人壽保險股份有限公司(「珠江人壽」)及北京珠江房地產開發有限公司(「珠江房地產」)。

珠江人壽為朱孟依先生(本公司控股股東及董事會主席「朱先生」)及朱桔榕女士(本公司董事會副主席「朱女士」)共同的家屬及親屬，即朱一航先生及朱偉航先生(均為朱先生之子及朱女士之胞兄)、朱拉依先生(朱先生之胞兄及朱女士之伯父)及謝炳釗先生(朱先生之妹夫及朱女士之姑丈)間接持有的佔多數控制權的公司。珠江房地產為朱偉航先生(為朱先生之子及朱女士之胞兄)間接持有的佔多數控制權的公司。

除上文所述外，所有其他交易都是與朱氏控制實體進行，朱氏控制實體包括屬於朱一航先生或朱偉航先生的聯繫人的公司。他們為朱孟依先生(本公司控股股東兼董事會主席)之子及朱桔榕女士(本公司董事會副主席)之胞兄。

上述所有服務乃根據相關協議的條款收費。

27 RELATED PARTY TRANSACTIONS (Continued)

(b) Amounts due from/to related parties were as follows:

| | | As at 於 | |
|-----------------------------------|---------------|--|--|
| | | 30th June 2019 二零一九年 六月三十日 HK\$'000 千港元 | 31st December 2018 二零一八年 十二月三十一日 HK\$'000 千港元 |
| Due from a joint venture | 應收一間合營公司之款項 | 47,331 | 45,112 |
| Due from associates | 應收聯營公司款項 | 200 | 201 |
| Due from related companies (Note) | 應收關連公司款項(附註) | 6,738 | 7,149 |
| Due to an associate | 應付一間聯營公司之款項 | 6,274 | 6,299 |
| Due to related companies (Note) | 應付關連公司之款項(附註) | 273,157 | 260,654 |
| Due to joint ventures | 應付合營公司之款項 | 2,878,971 | 2,773,349 |

As at 30th June 2019, all outstanding balances with related companies, associates and joint ventures were denominated in Renminbi, unsecured, non-interest bearing and without pre-determined repayment terms.

As at 30th June 2019, the Group also had accounts payable of approximately HK\$460,655,000 (2018: HK\$454,670,000) due to certain related companies (Note 14) in respect of property construction.

Note:

These related companies are owned by the son, the brother and brother-in-law of Mr. Chu Mang Yee (the controlling shareholder and Chairman of the Board of Directors of the Company) and uncles of Ms. Chu Kut Yung (Deputy Chairman of the Board of Directors of the Company).

(c) Amount due to non-controlling interests

The amount due to non-controlling interests represents shareholders' loans to subsidiaries from the non-controlling interests, which are denominated in Renminbi, unsecured and non-interest bearing. The amount is not repayable within the next twelve months. Certain portion of land has been pledged for the amount due to non-controlling interests.

27 關連人士交易(續)

(b) 應收／付關連人士之款項如下：

| | | As at 於 | |
|-----------------------------------|---------------|--|--|
| | | 30th June 2019 二零一九年 六月三十日 HK\$'000 千港元 | 31st December 2018 二零一八年 十二月三十一日 HK\$'000 千港元 |
| Due from a joint venture | 應收一間合營公司之款項 | 47,331 | 45,112 |
| Due from associates | 應收聯營公司款項 | 200 | 201 |
| Due from related companies (Note) | 應收關連公司款項(附註) | 6,738 | 7,149 |
| Due to an associate | 應付一間聯營公司之款項 | 6,274 | 6,299 |
| Due to related companies (Note) | 應付關連公司之款項(附註) | 273,157 | 260,654 |
| Due to joint ventures | 應付合營公司之款項 | 2,878,971 | 2,773,349 |

於二零一九年六月三十日，與關連公司、聯營公司及合營公司之全部未結清結餘均以人民幣計值、無抵押、免息及並無預定還款期。

於二零一九年六月三十日，本集團亦有應付若干關連公司(附註14)物業建築款項約460,655,000港元(二零一八年：454,670,000港元)。

附註：

該等關連公司為朱孟依先生(本公司控股股東兼董事會主席)之兒子、胞弟及妹夫及朱桔榕女士(本公司董事會副主席)之叔父及姑丈擁有之公司。

(c) 應付非控制性權益之款項

應付非控制性權益之款項指非控制性權益向附屬公司借出之股東貸款，有關款項為以人民幣計值、無抵押及免息。有關款項不需於未來十二個月內償還。部分土地已就應付非控制性權益款項質押。

27 RELATED PARTY TRANSACTIONS (Continued)

(d) Key Management Compensation:

| | | Six months ended 30th June 截至六月三十日止六個月 | |
|-------------------------|-------|---|----------------------------------|
| | | 2019 二零一九年 HK\$'000 千港元 | 2018 二零一八年 HK\$'000 千港元 |
| Salaries and allowances | 薪金及津貼 | 10,452 | 5,917 |
| Pension costs | 退休金成本 | 421 | 296 |
| | | 10,873 | 6,213 |

(e) Undertaking provided by Mr. Chu Mang Yee, the Chairman of the Board of Directors of the Company, to the Group in relation to the acquisition of Panyu Zhujiang Real Estate Limited*

In March 2010, the Group completed the acquisition of the entire interest in Panyu Zhujiang Real Estate Limited ("Panyu Zhujiang") from Hanjiang.

Panyu Zhujiang possesses the right to develop a piece of land in Panyu District, Guangdong, Mainland China. Hanjiang agreed to perform and complete all necessary demolition and preparation work to obtain the land use right certificate at its own expense. In relation to the Group's acquisition of Panyu Zhujiang, Mr. Chu Mang Yee has undertaken to the Group to guarantee the due and punctual performance by Hanjiang of its obligations in relation to the land (subject to a maximum amount of RMB3,600 million). As at 30th June 2019, Hanjiang was in the process of applying the land use right certificate.

27 關連人士交易(續)

(d) 主要管理層報酬：

| | | Six months ended 30th June 截至六月三十日止六個月 | |
|-------------------------|-------|---|----------------------------------|
| | | 2019 二零一九年 HK\$'000 千港元 | 2018 二零一八年 HK\$'000 千港元 |
| Salaries and allowances | 薪金及津貼 | 10,452 | 5,917 |
| Pension costs | 退休金成本 | 421 | 296 |
| | | 10,873 | 6,213 |

(e) 本公司董事會主席朱孟依先生就收購番禺珠江房地產有限公司向本集團作出之承諾*

於二零一零年三月，本集團完成向韓江收購番禺珠江房地產有限公司(「番禺珠江」)之全部權益。

番禺珠江擁有中國大陸廣東番禺區內一塊土地的發展權。韓江同意自費處理並完成全部所需的拆除及準備工作以獲得土地使用權證。就有關本集團收購番禺珠江而言，朱孟依先生已向本集團保證韓江如期履行其有關土地的債務(最高款項可達人民幣3,600百萬元)。於二零一九年六月三十日，韓江正在申請土地使用權證。

27 RELATED PARTY TRANSACTIONS (Continued)

- (f) Undertaking provided by Mr. Chu Mang Yee, the Chairman of the Board of Directors of the Company, to the Group in relation to acquisition of Believe Best Investments Limited*

In 2007, the Group completed the acquisition of 80% of the issued share capital of Believe Best Investments Limited ("Believe Best") from Mr. Chu Mang Yee. Believe Best has, through its indirect wholly-owned subsidiary (the project company), a piece of land for property development in Chaoyang District, Beijing, Mainland China (known as the "Jing Run Project").

In relation to the Group's interest in the Jing Run Project (through its 80% interest in Believe Best), Mr. Chu Mang Yee, has (i) fully guaranteed the bank loans which were used by the project company for the demolition and relocation of the extra public greenfield site peripheral to the Jing Run Project at the request of the local government; and (ii) undertaken to the Group to be responsible for the excess amount, if any, being the difference in the unit cost per square metre (including the demolition and relocation fees for the extra public greenfield site and the land transfer fees as compared with the original agreed valuation price of Jing Run Project) for the gross floor area to be developed, payable by the project company in respect of any increase in plot ratio as the government may approve. The demolition and relocation work on the extra public greenfield is ongoing and related costs of approximately RMB1,509 million had been incurred by the Group up to 30th June 2019 (31st December 2018: RMB1,509 million). Such additional costs may be compensated by an increase in plot ratio for the Jing Run Project, although government approval for an increase in plot ratio is pending.

27 關連人士交易(續)

- (f) 本公司董事會主席朱孟依先生就收購信佳投資有限公司向本集團作出之承諾*

於二零零七年，本集團完成向朱孟依先生收購信佳投資有限公司(「信佳」)已發行股本之80%權益。信佳已透過其間接全資附屬公司(項目公司)擁有一幅位於中國大陸北京市朝陽區之土地作物業發展之用(名為「京潤項目」)。

就有關本集團於京潤項目之權益(透過其於信佳之80%權益)而言，朱孟依先生已(i)全數擔保項目公司應當地政府之要求，就京潤項目周邊額外公用綠化土地之拆遷而可能需要之銀行貸款；及(ii)向本集團承諾就當地政府可能增加批出之容積率，而每平方米之單位成本(包括較京潤項目原本議定之估價為高之額外公共綠化土地之拆遷費用及土地轉讓費)高於原本議定之估價，朱孟依先生承擔支付該項目公司可建築面積超出之金額(如有)。額外公用綠化土地之拆遷工作正在進行中，而本集團於截至二零一九年六月三十日已產生約人民幣1,509百萬元(二零一八年十二月三十一日：人民幣1,509百萬元)之相關成本。額外成本或會於增加京潤項目之容積率得以補償，然而政府尚未發出增加容積率之批准。

27 RELATED PARTY TRANSACTIONS (Continued)

(g) Acquisition of Sun Excel Investments Limited*

On 3rd November 2010, the Group entered into an agreement with Farrich Investments Limited ("Farrich"), a related company, to acquire the 100% equity interests in Sun Excel Investments Limited ("Sun Excel") at a total consideration of RMB6,605,066,000. The consideration would be satisfied by (i) cash of RMB2,313,787,000, and (ii) the issuance of 523,247,000 shares of the Company for RMB4,291,279,000 (equivalent to approximately HK\$5,387,332,000), on the basis that the construction will be fully completed by Farrich at its own cost.

The sole asset of Sun Excel is its 100% interests in Beijing Chuanghe Fengwei Real Property Development Co. Limited (formerly known as Beijing Chuanghe Fengwei Technology Investment and Management Co. Limited) ("Project Co A") and Beijing Shengchuang Hengda Real Property Development Co. Limited (formerly known as Beijing Shengchuang Hengda Technology Investment and Management Co. Limited) ("Project Co D"). Project Co A and Project Co D hold the land use rights of a piece of land in Tongzhou District, Beijing, Mainland China (the "Project").

The acquisition of Sun Excel was completed in October 2013 and 523,247,000 shares were issued by the Company. As at 30th June 2019, cash consideration of RMB1,384,816,000 (31st December 2018: RMB1,324,204,000) out of the total cash consideration of RMB2,313,787,000 were paid, representing the amount of construction work completed by Farrich. The acquisition costs paid were recognised as investment properties under development and prepayments for construction work.

(h) Disposals of land use rights to Mr. Chu Mang Yee, the Chairman of the Board of Directors of the Company*

In May 2012, the Group entered into agreements to dispose of its land use rights of two pieces of land in Panyu District, Guangdong, Mainland China and Baodi District, Tianjin, Mainland China to Mr. Chu Mang Yee, for considerations of RMB29,258,305 and RMB2,500,000, respectively.

The transactions have not yet been completed as at 30th June 2019. It is expected that the Group will recognise gain on disposals, net of tax, of approximately RMB9,834,000 upon completion of the transactions.

* Represented connected transactions with connected persons of the Company under the Listing Rules.

27 關連人士交易(續)

(g) 收購日佳投資有限公司*

於二零一零年十一月三日，本集團與一間關連公司遠富投資有限公司(「遠富」)訂立協議，以總代價人民幣6,605,066,000元收購日佳投資有限公司(「日佳」)之100%股本權益。代價將以(i)現金人民幣2,313,787,000元，及(ii)就人民幣4,291,279,000元(相等於約5,387,332,000港元)發行523,247,000股本公司股份的方式支付，以上乃基於遠富自行負擔完全完成興建之費用。

日佳唯一的資產為其於北京創合豐威房地產開發有限公司(前稱北京創合豐威科技投資管理有限公司)(「項目公司A」)及北京盛創恒達房地產開發有限公司(前稱北京盛創恒達科技投資管理有限公司)(「項目公司D」)的100%權益。項目公司A及項目公司D持有中國大陸北京通州區內一幅土地之土地使用權(「項目」)。

收購日佳已於二零一三年十月完成以及本公司已發行523,247,000股股份。截至二零一九年六月三十日，總現金代價共人民幣2,313,787,000元中的人民幣1,384,816,000元(二零一八年十二月三十一日：人民幣1,324,204,000元)現金代價已獲支付，即遠富已完成之興建工程金額。已付收購成本已確認為發展中投資物業及建設工程之預付款項。

(h) 向本公司董事會主席朱孟依先生出售土地使用權*

於二零一二年五月，本集團訂立協議，分別以人民幣29,258,305元及人民幣2,500,000元作為代價，向朱孟依先生出售其位於中國大陸廣東番禺區及中國大陸天津寶坻區的两幅土地的土地使用權。

於二零一九年六月三十日，交易尚未完成。預期本集團將於交易完成時確認出售收益(扣除稅項後)約人民幣9,834,000元。

* 根據上市規則，所呈列之關連交易乃與本公司關連人士作出。



羅兵咸永道

To the Shareholders of
Hopson Development Holdings Limited
(incorporated in Bermuda with limited liability)

致合生創展集團有限公司全體股東
(於百慕達註冊成立之有限公司)

Opinion

What we have audited

The consolidated financial statements of Hopson Development Holdings Limited (the "Company") and its subsidiaries (the "Group") set out on pages 158 to 281, which comprise:

- the consolidated balance sheet as at 31st December 2018;
- the consolidated income statement for the year then ended;
- the consolidated statement of comprehensive income for the year then ended;
- the consolidated statement of changes in equity for the year then ended;
- the consolidated cash flow statement for the year then ended; and
- the notes to the consolidated financial statements, which include a summary of significant accounting policies.

Our opinion

In our opinion, the consolidated financial statements give a true and fair view of the consolidated financial position of the Group as at 31st December 2018, and of its consolidated financial performance and its consolidated cash flows for the year then ended in accordance with Hong Kong Financial Reporting Standards ("HKFRSs") issued by the Hong Kong Institute of Certified Public Accountants ("HKICPA") and have been properly prepared in compliance with the disclosure requirements of the Hong Kong Companies Ordinance.

意見

我們已審計的內容

合生創展集團有限公司(以下簡稱「貴公司」)及其附屬公司(以下統稱「貴集團」)列載於第158至281頁之綜合財務報表，包括：

- 於二零一八年十二月三十一日之綜合財務狀況表；
- 截至該日止年度之綜合收益表；
- 截至該日止年度之綜合全面收入報表；
- 截至該日止年度之綜合權益變動表；
- 截至該日止年度的綜合現金流量表；及
- 綜合財務報表附註，包括主要會計政策概要。

我們的意見

我們認為，該等綜合財務報表已根據香港會計師公會頒佈的「香港財務報告準則」真實而中肯地反映了貴集團於二零一八年十二月三十一日的綜合財務狀況及其截至該日止年度的綜合財務表現及綜合現金流量，並已遵照香港「公司條例」的披露規定妥為擬備。

Basis for Opinion

We conducted our audit in accordance with Hong Kong Standards on Auditing ("HKSAs") issued by the HKICPA. Our responsibilities under those standards are further described in the Auditor's Responsibilities for the Audit of the Consolidated Financial Statements section of our report.

We believe that the audit evidence we have obtained is sufficient and appropriate to provide a basis for our opinion.

Independence

We are independent of the Group in accordance with the HKICPA's Code of Ethics for Professional Accountants ("the Code"), and we have fulfilled our other ethical responsibilities in accordance with the Code.

Key Audit Matters

Key audit matters are those matters that, in our professional judgement, were of most significance in our audit of the consolidated financial statements as at and for the year ended 31st December 2018. These matters were addressed in the context of our audit of the consolidated financial statements as a whole, and in forming our opinion thereon, we do not provide a separate opinion on these matters.

Key audit matters identified in our audit are summarised as follows:

- Valuation of investment properties
- Recoverability of prepayments for acquisition of land
- Recoverability of properties under development for sale and completed properties for sale

意見的基礎

我們已根據香港會計師公會頒佈的「香港審計準則」進行審計。我們在該等準則下承擔的責任已在本報告「核數師就審計綜合財務報表承擔的責任」部分中作進一步闡述。

我們相信，我們所獲得的審計憑證能充足及適當地為我們的審計意見提供基礎。

獨立性

根據香港會計師公會頒佈的「專業會計師道德守則」(以下簡稱「守則」)，我們獨立於貴集團，並已履行守則中的其他專業道德責任。

關鍵審計事項

關鍵審計事項是根據我們的專業判斷，認為對截至二零一八年十二月三十一日止年度綜合財務報表的審計最為重要的事項。這些事項是在我們審計整體綜合財務報表及出具意見時處理的。我們不會對這些事項提供單獨的意見。

我們在審計中識別的關鍵審計事項概述如下：

- 投資物業的估值
- 收購土地預付款項的可收回性
- 可供出售之發展中物業及可供出售之已落成物業的可收回性

| Key Audit Matter 關鍵審計事項 | How our audit addressed the Key Audit Matter 我們的審計如何處理關鍵審計事項 |
|--|---|
| <p>Valuation of investment properties 投資物業的估值</p> <p>Refer to Notes 4.1(a) and 8 to the consolidated financial statements 茲提述綜合財務報表附註4.1(a)及8</p> <p>Management has estimated the fair value of the Group's investment properties to be HK\$46,857 million at 31st December 2018, with a revaluation gain for the year ended 31st December 2018 recorded in the consolidated income statement of HK\$4,673 million. External valuations were obtained for all the investment properties in order to support management's estimates. Fair values of completed investment properties are derived using the income capitalisation method, and fair values of investment properties under development are derived using the residual method. The valuations are dependent on certain key assumptions that require significant judgement, including capitalisation rates and prevailing market rents. The valuations of investment properties under development are also dependent upon the estimated costs to completion and estimated developer's profit.</p> <p>管理層已估計貴集團於二零一八年十二月三十一日的投資物業公平值為46,857百萬港元，而於綜合收益表確認之截至二零一八年十二月三十一日止年度之重估收益則為4,673百萬港元。所有投資物業經已獲取外部估值，藉以支持管理層之估計。已落成投資物業的公平值乃以收入資本化法得出，而發展中投資物業的公平值則以剩餘法得出。估值乃取決於若干需要重大判斷的重要假設，包括資本化比率及現行市場租金。發展中投資物業的估值亦取決於估計落成成本及估計發展商利潤。</p> <p>Due to the existence of significant judgement in making assumptions used in the valuation of investment properties, we considered it a key audit matter.</p> <p>由於作出投資物業估值所用之假設存在重大判斷，故我們將其視為關鍵審計事項。</p> | <p>Our procedures in relation to management's valuation of investment properties included:</p> <p>就管理層進行投資物業的估值而言，我們的程序包括：</p> <ul style="list-style-type: none">• Evaluating the independent external valuers' competence, capabilities and objectivity; 評估獨立外部估值師的才幹、能力及客觀程度；• Obtaining valuation reports and meeting with the independent valuers to discuss valuation methodologies; 獲取估值報告並與獨立估值師會面，以討論估值方法；• Assessing the methodologies used and the appropriateness of the key assumptions, including capitalisation rates, estimated developer's profit and prevailing market rents, based on our knowledge of the property industry, comparing to available market information for comparable properties and using our internal valuation experts; and 基於我們對物業行業的認識，比較市場上可供使用的可比較物業資料並使用我們的內部估值專家，以評估所用方法及重要假設是否恰當，包括資本化比率、估計發展商利潤及現行市場租金；及• Checking, on a sample basis, the data provided by the Group to the independent external valuers, including agreeing the rental information to the underlying lease contracts and/or market rental information of comparable properties as applicable, agreeing the costs incurred and the budgeted costs to the construction contracts and/or the supporting documentation.• 按抽樣方式基準，檢查貴集團提供予獨立外部估值師的數據，包括協定相關租賃合約的租金資料及／或可資比較物業市場租金資料(按適用者)，協定工程合約所涉及成本及預算成本及／或證明文件。 <p>We found the key assumptions were supported by the available audit evidence.</p> <p>我們發現重要假設乃由可得審計憑證所支持。</p> |

Independent Auditor's Report (continued)

獨立核數師報告(續)

| Key Audit Matter 關鍵審計事項 | How our audit addressed the Key Audit Matter 我們的審計如何處理關鍵審計事項 |
|---|--|
| <p>Recoverability of prepayments for acquisition of land 收購土地預付款項的可收回性</p> <p>Refer to Notes 4.1(b), 18, 42(e) and 42(f) to the consolidated financial statements 茲提述綜合財務報表附註4.1(b)、18、42(e)及42(f)</p> <p>The Group had prepayments for acquisition of land of HK\$9,525 million as at 31st December 2018. Prepayments for acquisition of land represent advances made for the acquisitions of land use rights, for which the formal land use right certificates have not yet been obtained. 貴集團於二零一八年十二月三十一日有收購土地預付款項為9,525百萬港元。收購土地預付款項乃用於收購土地使用權的墊款，而相關正式土地使用權證尚未取得。</p> <p>The balance includes an amount of approximately HK\$4,280 million for the land situated in Chaoyang District, Beijing, Mainland China, through the acquisition of a company from Mr. Chu Mang Yee ("Mr. Chu"), the controlling shareholder and Chairman of the Board of Directors of the Company, in 2007 which possesses the right to develop the project on the land. Mr. Chu has undertaken to the Group to be responsible for the excess amount, if any, payable by the project company in respect of any increase in plot ratio as the government may approve. 結餘包括約為4,280百萬港元的款項，用於一塊位於中國內地北京朝陽區的土地，其乃透過收購一家貴公司控股股東及董事會主席朱孟依先生（「朱先生」）擁有的公司所得，其於二零零七年具有在該土地發展項目的權利。朱先生已向貴集團承諾承擔項目公司因政府可能批准增加任何容積率產生之額外款項（如有）。</p> | <p>Our procedures in relation to management's assessment of the recoverability of prepayments for the acquisition of land included: 就管理層評估收購土地預付款項的可收回性而言，我們的程序包括：</p> <ul style="list-style-type: none"> • Discussing with management on the latest status and development plans of the underlying property projects, such as expected dates in obtaining the formal land use right certificates and expected completion dates of the projects; • 與管理層討論相關物業項目的最新狀態及發展計劃，如取得正式土地使用權證的預期日期及預期項目竣工日期； • Inspecting the Group's correspondence with the relevant government authorities and Hanjiang; • 查閱貴集團與相關政府機關及韓江的通訊； • Obtaining the opinions received by management from independent legal counsels and discussing with them on the legality of the land transfer contracts and the undertakings provided by Mr. Chu, and whether any idle land penalties have been imposed by the relevant government authorities; and • 獲取管理層從獨立法律顧問收取的意見，及與彼等討論土地轉讓合約的合法性，以及朱先生作出的承諾及相關政府機關有否施加任何閒置土地罰款；及 • Evaluating management's assessment by comparing, on a sample basis, the estimated market value of the land with the recent market transaction prices of land parcels with comparable locations. • 藉按抽樣方式比較土地的估計市值與可資比較地點地塊的近期市場交易價格，以評核管理層的評估。 <p>We found that management's assessment on recoverability of prepayments for acquisition of land is supported by the available evidence. 我們發現管理層就收購土地預付款項的可收回性的評估乃由可得證據所支持。</p> |

Key Audit Matter
關鍵審計事項

How our audit addressed the Key Audit Matter
我們的審計如何處理關鍵審計事項

The balance also includes an amount of approximately HK\$3,882 million for the land situated in Panyu District, Guangdong, Mainland China, which the Group has obtained the right to develop the land through the acquisition of a wholly owned subsidiary from Guangdong Hanjiang Construction Installation Project Limited ("Hanjiang"), a related company, in 2010. Hanjiang agreed to perform and complete all necessary demolition and preparation work to obtain the land use right certificate at its own expense. Mr. Chu has undertaken to the Group to guarantee the due and punctual performance by Hanjiang of its obligations in relation to the land (subject to a maximum amount of RMB3,600 million).

結餘亦包括有關一塊位於中國大陸廣東番禺區的土地的款項約3,882百萬港元。貴集團乃透過於二零一零年向關連公司廣東韓江建築安裝工程有限公司(「韓江」)收購一間全資附屬公司而取得該土地的發展權。韓江同意自費處理並完成全部所需的拆除及準備工作以獲得土地使用權證。朱先生已向貴集團保證韓江妥善如期履行其有關土地的責任(最高款項為人民幣3,600百萬元)。

Management assessed the likelihood of obtaining the related land use rights by reference to the latest discussions with the relevant government authorities and Hanjiang. Management took into consideration opinions from independent legal counsels on the legality of the land transfer contracts and the undertakings provided by Mr. Chu, and whether any idle land penalties have been imposed by the relevant government authorities.

管理層評估了取得相關土地使用權的可能性，其乃參照近期與相關政府機關及韓江的討論而定。管理層考慮了獨立法律顧問對土地轉讓合約及朱先生提供的承諾的合法性的意見，以及相關政府機關有否施加任何閒置土地罰款。

Management also assessed the recoverability of prepayments for acquisition of land, taking into account the estimated market value of the land, and concluded that no provision for impairment is necessary. Provision is made when events or changes in circumstances indicate that the carrying amounts may not be recoverable.

管理層亦於評估收購土地預付款項的可收回性時，將土地預計市值併入考慮，並總結毋須作出減值撥備。倘發生事件或情況變動顯示賬面值不一定可收回時，則會作出撥備。

Due to the existence of significant management judgement in making assumptions used in the recoverability of prepayments for acquisition of land, we considered it a key audit matter.

由於作出收購土地預付款項的可收回性所用之假設存在管理層的重大判斷，我們將其視為關鍵審計事項。

Independent Auditor's Report (continued)

獨立核數師報告(續)

| Key Audit Matter 關鍵審計事項 | How our audit addressed the Key Audit Matter 我們的審計如何處理關鍵審計事項 |
|---|--|
| <p>Recoverability of properties under development for sale and completed properties for sale 可供出售之發展中物業及可供出售之已落成物業的可收回性</p> <p>Refer to Notes 4.1(c) and 9 to the consolidated financial statements 茲提述綜合財務報表附註4.1(c)及9</p> <p>The Group had properties under development for sale and completed properties for sale of HK\$41,238 million and HK\$30,300 million respectively as at 31st December 2018. Management assessed the recoverability of the properties under development for sale and completed properties for sale, taking into account the estimated costs to completion and estimated net sales value under prevailing market conditions. Provision is made when events or changes in circumstances indicate that the carrying amounts may not be recoverable.</p> <p>貴集團於二零一八年十二月三十一日有可供出售之發展中物業及可供出售之已落成物業分別為41,238百萬港元及30,300百萬港元。管理層於評估可供出售之發展中物業及可供出售之已落成物業的可收回性時，將現行市況下的估計竣工成本及估計銷售淨額列入考慮。倘發生事件或情況變動顯示賬面值可能無法收回時，則會作出撥備。</p> <p>Due to the existence of significant management judgement in making assumptions used in the recoverability of properties under development for sale and completed properties for sale, we considered it a key audit matter.</p> <p>由於作出可供出售之發展中物業及可供出售之已落成物業的可收回性所用之假設存在管理層的重大判斷，我們將其視為關鍵審計事項。</p> | <p>Our procedures in relation to management's assessment of the recoverability of completed properties for sale included: 就管理層評估可供出售之已落成物業的可收回性而言，我們的程序包括：</p> <ul style="list-style-type: none"> Evaluating management's assessment by comparing, on a sample basis, the estimated selling price used in the assessment with the recent price or market prices of properties with comparable locations and conditions. 藉按抽樣方式比較近期價格評估所用的估計售價或相若地點及狀況物業的市價，以評核管理層的評估。 <p>Our procedures in relation to management's assessment of the recoverability of properties under development for sale included: 就管理層評估可供出售之發展中物業的可收回性而言，我們的程序包括：</p> <ul style="list-style-type: none"> Testing the key controls around the property construction cycle with particular focus on, but not limited to control over cost budgeting for estimated costs to completion; and 測試物業工程週期的主要監控，尤其專注於(但不限於)就估計竣工成本的成本預算監控；及 Evaluating management's assessment by comparing, on a sample basis, the estimated selling price and the estimated cost to completion used in the assessment with the recent market price of properties with comparable locations and conditions and latest approved budgets on total construction costs by checking to supporting documentation such as quantity surveyor reports and signed contracts. 藉按抽樣方式比較評估估計的售價及估計竣工成本與所用相若地點及狀況物業的近期市價及藉檢查工料測量報告和已簽訂合約等證明文件所得有關總建築成本的最新經批准預算，以評核管理層的評估。 <p>We found that management's assessment on recoverability of properties under development for sale and completed properties for sale is supported by the available evidence. 我們發現管理層就可供出售之發展中物業及可供出售之已落成物業的可收回性的評估乃由可得證據所支持。</p> |

Other Information

The directors of the Company are responsible for the other information. The other information comprises all of the information included in the annual report other than the consolidated financial statements and our auditor's report thereon.

Our opinion on the consolidated financial statements does not cover the other information and we do not express any form of assurance conclusion thereon.

In connection with our audit of the consolidated financial statements, our responsibility is to read the other information and, in doing so, consider whether the other information is materially inconsistent with the consolidated financial statements or our knowledge obtained in the audit or otherwise appears to be materially misstated. If, based on the work we have performed, we conclude that there is a material misstatement of this other information, we are required to report that fact. We have nothing to report in this regard.

Responsibilities of Directors and the Audit Committee for the Consolidated Financial Statements

The directors of the Company are responsible for the preparation of the consolidated financial statements that give a true and fair view in accordance with HKFRSs issued by the HKICPA and the disclosure requirements of the Hong Kong Companies Ordinance, and for such internal control as the directors determine is necessary to enable the preparation of consolidated financial statements that are free from material misstatement, whether due to fraud or error.

In preparing the consolidated financial statements, the directors are responsible for assessing the Group's ability to continue as a going concern, disclosing, as applicable, matters related to going concern and using the going concern basis of accounting unless the directors either intend to liquidate the Group or to cease operations, or have no realistic alternative but to do so.

The Audit Committee are responsible for overseeing the Group's financial reporting process.

其他信息

貴公司董事須對其他信息負責。其他信息包括年報內的所有信息，但不包括綜合財務報表及我們的核數師報告。

我們對綜合財務報表的意見並不涵蓋其他信息，我們亦不對該等其他信息發表任何形式的鑒證結論。

結合我們對綜合財務報表的審計，我們的責任是閱讀其他信息，在此過程中，考慮其他信息是否與綜合財務報表或我們在審計過程中所了解的情況存在重大抵觸或者似乎存在重大錯誤陳述的情況。基於我們已執行的工作，如果我們認為其他信息存在重大錯誤陳述，我們需要報告該事實。在這方面，我們沒有任何報告。

董事及審核委員會就綜合財務報表須承擔的責任

貴公司董事須負責根據香港會計師公會頒佈的「香港財務報告準則」及香港「公司條例」之披露規定擬備真實而中肯的綜合財務報表，並對其認為為使綜合財務報表的擬備不存在由於欺詐或錯誤而導致的重大錯誤陳述所需的內部控制負責。

在擬備綜合財務報表時，董事負責評估貴集團持續經營的能力，並在適用情況下披露與持續經營有關的事項，以及使用持續經營為會計基礎，除非董事有意將貴集團清盤或停止經營，或別無其他實際的替代方案。

審核委員會須負責監督貴集團的財務報告過程。

Auditor's Responsibilities for the Audit of the Consolidated Financial Statements

Our objectives are to obtain reasonable assurance about whether the consolidated financial statements as a whole are free from material misstatement, whether due to fraud or error, and to issue an auditor's report that includes our opinion. We report our opinion solely to you, as a body, in accordance with Section 90 of the Companies Act 1981 of Bermuda and for no other purpose. We do not assume responsibility towards or accept liability to any other person for the contents of this report. Reasonable assurance is a high level of assurance, but is not a guarantee that an audit conducted in accordance with HKSA's will always detect a material misstatement when it exists. Misstatements can arise from fraud or error and are considered material if, individually or in the aggregate, they could reasonably be expected to influence the economic decisions of users taken on the basis of these consolidated financial statements.

As part of an audit in accordance with HKSA's, we exercise professional judgement and maintain professional scepticism throughout the audit. We also:

- Identify and assess the risks of material misstatement of the consolidated financial statements, whether due to fraud or error, design and perform audit procedures responsive to those risks, and obtain audit evidence that is sufficient and appropriate to provide a basis for our opinion. The risk of not detecting a material misstatement resulting from fraud is higher than for one resulting from error, as fraud may involve collusion, forgery, intentional omissions, misrepresentations, or the override of internal control.
- Obtain an understanding of internal control relevant to the audit in order to design audit procedures that are appropriate in the circumstances, but not for the purpose of expressing an opinion on the effectiveness of the Group's internal control.
- Evaluate the appropriateness of accounting policies used and the reasonableness of accounting estimates and related disclosures made by the directors.
- Conclude on the appropriateness of the directors' use of the going concern basis of accounting and, based on the audit evidence obtained, whether a material uncertainty exists related to events or conditions that may cast significant doubt on the Group's ability to continue as a going concern. If we conclude that a material uncertainty exists, we are required to draw attention in our auditor's report to the related disclosures in the consolidated financial statements or, if such disclosures are inadequate, to modify our opinion. Our conclusions are based on the audit evidence obtained up to the date of our auditor's report. However, future events or conditions may cause the Group to cease to continue as a going concern.

核數師就審計綜合財務報表承擔的責任

我們的目標，是對綜合財務報表整體是否不存在由於欺詐或錯誤而導致的重大錯誤陳述取得合理保證，並出具包括我們意見的核數師報告。我們僅向閣下(作為整體)按照百慕達一九八一年「公司法」第90條報告，除此之外本報告別無其他目的。我們不會就本報告的內容向任何其他人士負上或承擔任何責任。合理保證是高水平的保證，但不能保證按照「香港審計準則」進行的審計，在某一重大錯誤陳述存在時總能發現。錯誤陳述可以由欺詐或錯誤引起，如果合理預期它們單獨或滙總起來可能影響綜合財務報表使用者依賴綜合財務報表所作出的經濟決定，則有關的錯誤陳述可被視作重大。

在根據「香港審計準則」進行審計的過程中，我們運用了專業判斷，保持了專業懷疑態度。我們亦：

- 識別和評估由於欺詐或錯誤而導致綜合財務報表存在重大錯誤陳述的風險，設計及執行審計程序以應對這些風險，以及獲取充足和適當的審計憑證，作為我們意見的基礎。由於欺詐可能涉及串謀、偽造、蓄意遺漏、虛假陳述，或凌駕於內部控制之上，因此未能發現因欺詐而導致的重大錯誤陳述的風險高於未能發現因錯誤而導致的重大錯誤陳述的風險。
- 了解與審計相關的內部控制，以設計適當的審計程序，但目的並非對貴集團內部控制的有效性發表意見。
- 評價董事所採用會計政策的恰當性及作出會計估計和相關披露的合理性。
- 對董事採用持續經營會計基礎的恰當性作出結論。根據所獲取的審計憑證，確定是否存在與事項或情況有關的重大不確定性，從而可能導致對貴集團的持續經營能力產生重大疑慮。果我們認為存在重大不確定性，則有必要在核數師報告中提請使用者注意綜合財務報表中的相關披露。假若有關的披露不足，則我們應當發表非無保留意見。我們的結論是基於核數師報告日止所取得的審計憑證。然而，未來事項或情況可能導致貴集團不能持續經營。

- Evaluate the overall presentation, structure and content of the consolidated financial statements, including the disclosures, and whether the consolidated financial statements represent the underlying transactions and events in a manner that achieves fair presentation.
- Obtain sufficient appropriate audit evidence regarding the financial information of the entities or business activities within the Group to express an opinion on the consolidated financial statements. We are responsible for the direction, supervision and performance of the group audit. We remain solely responsible for our audit opinion.
- 評價綜合財務報表的整體列報方式、結構和內容，包括披露，以及綜合財務報表中是否中肯反映相關交易和事項。
- 就貴集團內實體或業務活動的財務信息獲取充足、適當的審計憑證，以便對綜合財務報表發表意見。我們負責貴集團審計的方向、監督和執行。我們為審計意見承擔全部責任。

We communicate with the Audit Committee regarding, among other matters, the planned scope and timing of the audit and significant audit findings, including any significant deficiencies in internal control that we identify during our audit.

We also provide the Audit Committee with a statement that we have complied with relevant ethical requirements regarding independence, and to communicate with them all relationships and other matters that may reasonably be thought to bear on our independence, and where applicable, related safeguards.

From the matters communicated with the Audit Committee, we determine those matters that were of most significance in the audit of the consolidated financial statements of the current period and are therefore the key audit matters. We describe these matters in our auditor's report unless law or regulation precludes public disclosure about the matter or when, in extremely rare circumstances, we determine that a matter should not be communicated in our report because the adverse consequences of doing so would reasonably be expected to outweigh the public interest benefits of such communication.

The engagement partner on the audit resulting in this independent auditor's report is Chan Chui Man.

除其他事項外，我們與審核委員會溝通了計劃的審計範圍、時間安排、重大審計發現等，包括我們在審計中識別出內部控制的任何重大缺陷。

我們還向審核委員會提交聲明，說明我們已符合有關獨立性的相關專業道德要求，並與他們溝通有可能合理地被認為會影響我們獨立性的所有關係和其他事項，以及在適用的情況下，相關的防範措施。

從與審核委員會溝通的事項中，我們確定哪些事項對本期綜合財務報表的審計最為重要，因而構成關鍵審計事項。我們在核數師報告中描述這些事項，除非法律法規不允許公開披露這些事項，或在極端罕見的情況下，如果合理預期在我們報告中溝通某事項造成的負面後果超過產生的公眾利益，我們決定不應在報告中溝通該事項。

出具本獨立核數師報告的審計項目合夥人為陳翠敏。

PricewaterhouseCoopers
Certified Public Accountants

Hong Kong, 27th March 2019

羅兵咸永道會計師事務所
執業會計師

香港，二零一九年三月二十七日

Consolidated Balance Sheet

綜合財務狀況表

As at 31st December 2018 於二零一八年十二月三十一日

| | | | 2018 二零一八年 HK\$'000 千港元 | 2017 二零一七年 HK\$'000 千港元 |
|---|------------|---------------------|----------------------------------|----------------------------------|
| | Note 附註 | | | |
| ASSETS | | 資產 | | |
| Non-current assets | | 非流動資產 | | |
| Land costs | 6 | 土地成本 | 1,675,097 | 1,846,674 |
| Prepayments for acquisition of land | 18 | 收購土地預付款項 | 121,411 | 127,264 |
| Loan receivables | 17 | 應收貸款 | 743,201 | 1,536,051 |
| Properties and equipment | 7 | 物業及設備 | 4,571,452 | 3,724,771 |
| Investment properties | 8 | 投資物業 | 46,856,835 | 42,971,253 |
| Goodwill | 10 | 商譽 | 35,249 | 33,552 |
| Investments in associates | 11 | 於聯營公司之投資 | 147,668 | 153,106 |
| Investments in joint ventures | 12 | 於合營公司之投資 | 7,514,062 | 8,035,057 |
| Available-for-sale financial assets | 14 | 可供出售財務資產 | — | 4,039,343 |
| Financial assets at fair value through other comprehensive income | 15 | 按公平值透過其他全面收入列賬之財務資產 | 3,144,258 | — |
| Financial assets at fair value through profit or loss | 16 | 按公平值透過損益列賬之財務資產 | 35,000 | — |
| Finance lease receivables | 13 | 融資租賃應收款項 | 159,828 | — |
| Deferred tax assets | 26 | 遞延稅項資產 | 784,147 | 740,160 |
| | | | 65,788,208 | 63,207,231 |
| Current assets | | 流動資產 | | |
| Prepayments for acquisition of land | 18 | 收購土地預付款項 | 9,403,647 | 10,079,270 |
| Properties under development for sale | 9 | 可供出售之發展中物業 | 41,237,995 | 42,112,261 |
| Completed properties for sale | | 可供出售之已落成物業 | 30,299,744 | 27,358,063 |
| Financial assets at fair value through profit or loss | 16 | 按公平值透過損益列賬之財務資產 | 775,943 | 174,852 |
| Accounts receivable | 19 | 應收賬款 | 784,882 | 630,653 |
| Loan receivables | 17 | 應收貸款 | 1,983,693 | 299,075 |
| Available-for-sale financial assets | 14 | 可供出售財務資產 | — | 220,000 |
| Prepayments, deposits and other current assets | 18 | 預付款項、按金及其他流動資產 | 5,370,900 | 3,879,004 |
| Due from a joint venture | 42 | 應收一間合營公司款項 | 45,112 | 42,230 |
| Due from associates | 42 | 應收聯營公司款項 | 201 | 211 |
| Due from related companies | 42 | 應收關連公司款項 | 7,149 | 7,713 |
| Contract assets | 20 | 合約資產 | 473,606 | — |
| Pledged/charged bank deposits | 21 | 已抵押／押記銀行存款 | 483,182 | 405,842 |
| Cash and cash equivalents | 21 | 現金及現金等價物 | 7,456,708 | 5,396,990 |
| | | | 98,322,762 | 90,606,164 |
| Total assets | | 總資產 | 164,110,970 | 153,813,395 |

Consolidated Balance Sheet (continued)

綜合財務狀況表(續)

As at 31st December 2018 於二零一八年十二月三十一日

| | | Note 附註 | 2018 二零一八年 HK\$'000 千港元 | 2017 二零一七年 HK\$'000 千港元 |
|--|------------------------|------------|----------------------------------|----------------------------------|
| EQUITY | 權益 | | | |
| Capital and reserves attributable to the Company's equity holders | 本公司股權持有人應佔股本及儲備 | | | |
| Share capital | 股本 | 28 | 222,556 | 222,556 |
| Reserves | 儲備 | 30 | 65,472,354 | 63,871,569 |
| | | | 65,694,910 | 64,094,125 |
| Non-controlling interests | 非控制性權益 | 29 | 2,078,725 | 2,143,533 |
| Total equity | 權益總額 | | 67,773,635 | 66,237,658 |
| LIABILITIES | 負債 | | | |
| Non-current liabilities | 非流動負債 | | | |
| Land cost payable | 應付土地成本 | 22 | 88,310 | 92,830 |
| Borrowings | 借貸 | 25 | 41,656,532 | 37,626,814 |
| Due to non-controlling interests | 應付非控制性權益之款項 | 42 | 514,605 | 539,409 |
| Deferred tax liabilities | 遞延稅項負債 | 26 | 8,323,506 | 7,646,741 |
| | | | 50,582,953 | 45,905,794 |
| Current liabilities | 流動負債 | | | |
| Accounts payable | 應付賬款 | 23 | 9,060,317 | 7,881,015 |
| Land cost payable | 應付土地成本 | 22 | 4,996 | 5,327 |
| Borrowings | 借貸 | 25 | 13,444,611 | 15,562,973 |
| Deferred revenue | 遞延收入 | | — | 5,766,727 |
| Contract liabilities | 合約負債 | 24 | 10,304,371 | — |
| Accruals and other payables | 應計款項及其他應付款項 | | 4,882,186 | 3,979,917 |
| Due to an associate | 應付一間聯營公司之款項 | 42 | 6,299 | 6,603 |
| Due to related companies | 應付關連公司之款項 | 42 | 260,654 | 223,907 |
| Due to joint ventures | 應付合營公司之款項 | 42 | 2,773,349 | 3,208,176 |
| Current tax liabilities | 本期稅項負債 | 27 | 5,017,599 | 5,035,298 |
| | | | 45,754,382 | 41,669,943 |
| Total liabilities | 負債總額 | | 96,337,335 | 87,575,737 |
| Total equity and liabilities | 權益及負債總額 | | 164,110,970 | 153,813,395 |

Chu Mang Yee
朱孟依
Director
董事

Chu Kut Yung
朱桔榕
Director
董事

The accompanying notes are an integral part of the consolidated financial statements.

隨附之附註乃綜合財務報表的組成部份。

Consolidated Income Statement

綜合收益表

For the Year ended 31st December 2018 截至二零一八年十二月三十一日止年度

| | | Note 附註 | 2018 二零一八年 HK\$'000 千港元 | 2017 二零一七年 HK\$'000 千港元 |
|--|-------------------------------------|------------|----------------------------------|----------------------------------|
| Revenues | 收益 | 5 | 13,293,532 | 13,823,946 |
| Cost of sales | 銷售成本 | | (6,765,596) | (8,738,475) |
| Gross profit | 毛利 | | 6,527,936 | 5,085,471 |
| Fair value gain on investment properties | 投資物業公平值收益 | 8 | 4,673,345 | 5,003,235 |
| Other gains, net | 其他收益，淨額 | 31 | 161,935 | 207,580 |
| Selling and marketing expenses | 銷售及市場推廣費用 | | (378,153) | (328,673) |
| General and administrative expenses | 一般及行政費用 | | (1,581,856) | (1,349,594) |
| Finance income | 財務收入 | 35 | 173,949 | 43,918 |
| Finance costs | 財務成本 | 35 | (578,319) | (5,242) |
| Share of profit of associates | 分佔聯營公司溢利 | 11 | 1,637 | 2,408 |
| Share of (loss)/profit of joint ventures | 分佔合營公司(虧損)/溢利 | 12 | (6,152) | 86,701 |
| Profit before taxation | 除稅前溢利 | | 8,994,322 | 8,745,804 |
| Taxation | 稅項 | 36 | (3,171,723) | (2,933,984) |
| Profit for the year | 年度溢利 | | 5,822,599 | 5,811,820 |
| Attributable to: | 應佔： | | | |
| Equity holders of the Company | 本公司股權持有人 | | 5,775,467 | 5,796,385 |
| Non-controlling interests | 非控制性權益 | | 47,132 | 15,435 |
| | | | 5,822,599 | 5,811,820 |
| Earnings per share for profit attributable to equity holders of the Company during the year (in HK\$ per share) | 按年內本公司股權持有人應佔溢利計算之每股盈利(每股港元) | | | |
| — basic and diluted | — 基本及攤薄 | 37 | 2.60 | 2.60 |

The accompanying notes are an integral part of the consolidated financial statements.

隨附之附註乃綜合財務報表的組成部份。

Consolidated Statement of Comprehensive Income

綜合全面收入報表

For the Year ended 31st December 2018 截至二零一八年十二月三十一日止年度

| | Note 附註 | 2018 二零一八年 HK\$'000 千港元 | 2017 二零一七年 HK\$'000 千港元 |
|---|----------------------------|----------------------------------|----------------------------------|
| Profit for the year | 年度溢利 | 5,822,599 | 5,811,820 |
| Other comprehensive income | 其他全面收入 | | |
| <i>Items that may be reclassified subsequently to profit or loss:</i> | <i>其後可重新分類至損益之項目：</i> | | |
| Fair value gains on available-for-sale financial assets | 可供出售財務資產之公平值收益 | 14 | — |
| Assets revaluation reserve realised upon disposal of completed properties held for sale | 出售持作出售已落成物業時變現之資產重估儲備 | (87,746) | (335,845) |
| Deferred tax | 遞延稅項 | 33,081 | 62,672 |
| Currency translation differences | 貨幣匯兌差額 | (3,205,050) | 4,138,294 |
| <i>Items that will not be reclassified subsequently to profit or loss:</i> | <i>其後不會重新分類至損益之項目：</i> | | |
| Fair value loss on financial assets at fair value through other comprehensive income | 按公平值透過其他全面收入列賬之財務資產之公平值虧損 | 15 | (273,347) |
| Deferred tax | 遞延稅項 | 68,337 | — |
| Other comprehensive (loss)/income for the year, net of tax | 年度其他全面(虧損)/收入，扣除稅項後 | (3,464,725) | 4,243,328 |
| Total comprehensive income for the year | 年度全面收入總額 | 2,357,874 | 10,055,148 |
| Attributable to: | 應佔： | | |
| Equity holders of the Company | 本公司股權持有人 | 2,410,104 | 9,899,791 |
| Non-controlling interests | 非控制性權益 | (52,230) | 155,357 |
| | | 2,357,874 | 10,055,148 |

The accompanying notes are an integral part of the consolidated financial statements.

隨附之附註乃綜合財務報表的組成部份。

Consolidated Cash Flow Statement

綜合現金流量表

For the Year ended 31st December 2018 截至二零一八年十二月三十一日止年度

| | | Note 附註 | 2018 二零一八年 HK\$'000 千港元 | 2017 二零一七年 HK\$'000 千港元 |
|---|---------------------------|------------|----------------------------------|----------------------------------|
| Cash flows from operating activities | 經營活動之現金流量 | | | |
| Cash generated from operations | 經營產生之現金 | 39(a) | 7,282,084 | 3,626,732 |
| Interest received | 已收利息 | | 169,124 | 39,019 |
| Hong Kong profits tax (paid)/refunded | (已付)/已退還香港 利得稅 | | (268) | 10,104 |
| Mainland China corporate income tax paid | 已付中國大陸企業所得稅 | | (1,072,591) | (803,835) |
| Mainland China land appreciation tax paid | 已付中國大陸土地增值稅 | | (841,872) | (278,469) |
| Net cash generated from operating activities | 經營活動產生之現金 淨額 | | 5,536,477 | 2,593,551 |
| Cash flows from investing activities | 投資活動之現金流量 | | | |
| Dividend income from financial assets measured at fair value | 按公平值計量之財務資產 股息收入 | | 149,184 | 146,993 |
| Dividend income from a joint venture | 一間合營公司股息收入 | | 181,817 | — |
| Additions of properties and equipment | 購入物業及設備 | | (165,671) | (205,910) |
| Additions of investment properties | 新增投資物業 | | (967,512) | (1,347,393) |
| Additions of loan receivables | 新增應收貸款 | | (783,898) | (1,835,126) |
| Additions of available-for-sale financial assets | 購入可供出售財務資產 | | — | (222,991) |
| Additions of financial assets at fair value through profit or loss | 新增按公平值透過損益列 賬之財務資產 | | (386,178) | (91,607) |
| Prepayment for acquisitions of subsidiaries | 收購附屬公司之預付款項 | | — | (812,227) |
| Proceeds from disposal of land | 處置土地所得款項 | | — | 18,739 |
| Proceeds from disposal of financial assets at fair value through profit or loss | 處置按公平值透過損益列 賬之財務資產所得款項 | | 113,224 | 63,773 |
| Capital injection in joint ventures | 注資予合營公司 | | (32,883) | — |
| Acquisition of a subsidiary, net of cash acquired | 收購一間附屬公司，扣除 已獲得現金 | 39(b) | (1,108,602) | (377,054) |
| Increase in pledged/charged bank deposits | 已抵押/押記銀行存款 增加 | | (98,261) | (122,037) |
| Net cash used in investing activities | 投資活動所用之現金淨額 | | (3,098,780) | (4,784,840) |

Consolidated Cash Flow Statement (continued)

綜合現金流量表(續)

For the Year ended 31st December 2018 截至二零一八年十二月三十一日止年度

| | Note 附註 | 2018 二零一八年 HK\$'000 千港元 | 2017 二零一七年 HK\$'000 千港元 |
|---|--------------------------------|----------------------------------|----------------------------------|
| Cash flows from financing activities | 融資活動之現金流量 | | |
| Interest paid | 已付利息 | (3,290,999) | (3,181,608) |
| Additions of short-term bank loans | 新增短期銀行貸款 | 2,554,616 | 2,249,203 |
| Additions of long-term bank loans | 新增長期銀行貸款 | 12,667,451 | 17,317,270 |
| Additions of commercial mortgage backed securities | 新增商業抵押擔保證券 | 5,803,599 | — |
| Repayment of bank loans | 償還銀行貸款 | (15,043,466) | (13,101,642) |
| Repayment of asset-backed securities | 償還資產抵押證券 | (376,144) | (1,369,610) |
| Redemption and repayment of corporate bonds | 贖回及償還公司債券 | (1,284,964) | — |
| Capital contribution by non-controlling interests | 非控制性權益出資 | 20,647 | — |
| Advances from/(repayment to) related companies | 關連公司墊款／ (償還予關連公司) | 91,277 | (280,436) |
| Repayment to a joint venture | 償還予一間合營公司 | (294,068) | (263,850) |
| Dividend paid to Company's equity holders | 已付本公司股權持有人股息 | (890,224) | (222,556) |
| Dividend paid to non-controlling interests | 已付非控制性權益之股息 | (33,225) | — |
| Net cash (used in)/generated from financing activities | 融資活動(所用)／產生之現金淨額 | (75,500) | 1,146,771 |
| Net increase/(decrease) in cash and cash equivalents | 現金及現金等價物之增加／ (減少)淨額 | 2,362,197 | (1,044,518) |
| Cash and cash equivalents at 1st January | 於一月一日之現金及現金等價物 | 5,396,990 | 6,053,733 |
| Exchange difference on cash and cash equivalents | 現金及現金等價物之匯兌差額 | (302,479) | 387,775 |
| Cash and cash equivalents at 31st December | 於十二月三十一日之現金及現金等價物 | 7,456,708 | 5,396,990 |

The accompanying notes are an integral part of the consolidated financial statements.

隨附之附註乃綜合財務報表的組成部份。

Consolidated Statement of Changes in Equity

綜合權益變動表

For the year ended 31st December 2018 截至二零一八年十二月三十一日止年度

| | | Attributable to equity holders of the Company 本公司股權持有人應佔 | | | |
|---|----------------------------|---|-----------------------------------|--|--------------------------------|
| | | Share capital 股本 HK\$'000 千港元 | Reserves 儲備 HK\$'000 千港元 | Non-controlling interests 非控制性權益 HK\$'000 千港元 | Total 總計 HK\$'000 千港元 |
| Balance at 31st December 2017, as previously stated | 於二零一七年十二月三十一日之結餘 (過往呈列) | 222,556 | 63,871,569 | 2,143,533 | 66,237,658 |
| Changes in accounting policies (note 2.2) | 會計政策變動(附註2.2) | — | 80,905 | — | 80,905 |
| Balance at 1st January 2018, as restated | 於二零一八年一月一日之結餘(經重列) | 222,556 | 63,952,474 | 2,143,533 | 66,318,563 |
| Profit for the year | 年度溢利 | — | 5,775,467 | 47,132 | 5,822,599 |
| Other comprehensive (loss)/income: | 其他全面(虧損)/收入: | | | | |
| Fair value loss on financial assets at fair value through other comprehensive income | 按公平值透過其他全面收入列賬之財務資產之公平值虧損 | — | (273,347) | — | (273,347) |
| Assets revaluation reserve realised upon disposal of completed properties held for sale | 出售持作出售已落成物業時變現之資產重估儲備 | — | (87,746) | — | (87,746) |
| Deferred tax | 遞延稅項 | — | 101,418 | — | 101,418 |
| Currency translation differences | 貨幣匯兌差額 | — | (3,105,688) | (99,362) | (3,205,050) |
| Other comprehensive loss for the year, net of tax | 年度其他全面虧損，扣除稅項 | — | (3,365,363) | (99,362) | (3,464,725) |
| Total comprehensive income/(loss) for the year | 年度全面收入/(虧損)總額 | — | 2,410,104 | (52,230) | 2,357,874 |
| Transactions with owners: | 與持有者交易: | | | | |
| Dividends paid | 已付股息 | — | (890,224) | — | (890,224) |
| Dividends to non-controlling interests | 支付非控制性權益之股息 | — | — | (33,225) | (33,225) |
| Capital contribution by non-controlling interests of a subsidiary | 一間附屬公司之非控制性權益出資 | — | — | 20,647 | 20,647 |
| | | — | (890,224) | (12,578) | (902,802) |
| Balance at 31st December 2018 | 於二零一八年十二月三十一日之結餘 | 222,556 | 65,472,354 | 2,078,725 | 67,773,635 |

Consolidated Statement of Changes in Equity (continued)

綜合權益變動表(續)

For the year ended 31st December 2018 截至二零一八年十二月三十一日止年度

| | | Attributable to equity holders of the Company 本公司股權持有人應佔 | | | |
|---|-------------------------------|--|-----------------------------------|---|--------------------------------|
| | | Share capital 股本 HK\$'000 千港元 | Reserves 儲備 HK\$'000 千港元 | Non- controlling interests 非控制性權益 HK\$'000 千港元 | Total 總計 HK\$'000 千港元 |
| Balance at 1st January 2017 | 於二零一七年一月一日 之結餘 | 222,556 | 54,194,334 | 1,988,176 | 56,405,066 |
| Profit for the year | 年度溢利 | — | 5,796,385 | 15,435 | 5,811,820 |
| Other comprehensive income/(loss): | 其他全面收入／(虧損): | | | | |
| Fair value gains on available-for-sale financial assets | 可供出售財務資產之 公平值收益 | — | 378,207 | — | 378,207 |
| Assets revaluation reserve realised upon disposal of completed properties held for sale | 出售持作出售已落成 物業時變現之資產 重估儲備 | — | (335,845) | — | (335,845) |
| Deferred tax | 遞延稅項 | — | 62,672 | — | 62,672 |
| Currency translation differences | 貨幣匯兌差額 | — | 3,998,372 | 139,922 | 4,138,294 |
| Other comprehensive income for the year, net of tax | 年度其他全面收入， 扣除稅項 | — | 4,103,406 | 139,922 | 4,243,328 |
| Total comprehensive income for the year | 年度全面收入總額 | — | 9,899,791 | 155,357 | 10,055,148 |
| Transactions with owners: | 與持有者交易： | | | | |
| Dividend paid | 已付股息 | — | (222,556) | — | (222,556) |
| Balance at 31st December 2017 | 於二零一七年十二月 三十一日之結餘 | 222,556 | 63,871,569 | 2,143,533 | 66,237,658 |

The accompanying notes are an integral part of these consolidated financial statements. 隨附之附註乃綜合財務報表的組成部份。

Notes to the Consolidated Financial Statements

綜合財務報表附註

1 General Information

Hopson Development Holdings Limited (“the Company”) and its subsidiaries (together “the Group”) are mainly engaged in the development of residential properties in Mainland China. The Group is also involved in property investment, hotel operations and property management.

The Company is a limited liability company incorporated in Bermuda. The address of its registered office is Clarendon House, 2 Church Street, Hamilton HM11, Bermuda.

The Company is listed on The Stock Exchange of Hong Kong Limited (the “Stock Exchange”).

The consolidated financial statements have been approved for issue by the Board of Directors on 27th March 2019.

2 Summary of Significant Accounting Policies

The principal accounting policies applied in the preparation of these consolidated financial statements are set out below. These policies have been consistently applied to the two years presented, unless otherwise stated.

2.1 Basis of preparation

The consolidated financial statements of the Company have been prepared in accordance with Hong Kong Financial Reporting Standards (“HKFRS”). The consolidated financial statements have been prepared under the historical cost convention, as modified by the revaluation of investment properties, financial assets at fair value through other comprehensive income and financial assets at fair value through profit or loss, which are measured at fair value.

The preparation of financial statements in conformity with HKFRS requires the use of certain critical accounting estimates. It also requires management to exercise its judgement in the process of applying the Group’s accounting policies. The areas involving a higher degree of judgement or complexity, or areas where assumptions and estimates are significant to the consolidated financial statements, are disclosed in Note 4.

1 一般資料

合生創展集團有限公司(「本公司」)及其附屬公司(統稱「本集團」)主要於中國大陸從事住宅物業發展。本集團亦參與物業投資、酒店經營及物業管理。

本公司為於百慕達註冊成立的有限責任公司，其註冊辦事處地址為Clarendon House, 2 Church Street, Hamilton HM11, Bermuda。

本公司於香港聯合交易所有限公司(「聯交所」)上市。

本綜合財務報表已於二零一九年三月二十七日經董事會批准刊發。

2 主要會計政策概要

編製本綜合財務報表採用之主要會計政策載列如下。除另有說明外，該等政策已於兩個呈報年度內獲貫徹應用。

2.1 編製基準

本公司之綜合財務報表乃根據香港財務報告準則(「香港財務報告準則」)編製。綜合財務報表乃採用歷史成本慣例，並經按公平值計量的重估投資物業、按公平值透過其他全面收入列賬之財務資產及按公平值透過損益列賬之財務資產而予以修訂。

按香港財務報告準則編製財務報表時需採用若干重要之會計估計，亦要求管理層於採用本集團會計政策之過程中作出判斷。涉及較多判斷或複雜性之方面，或對本綜合財務報表而言屬重要之假設及估計，已在附註4內披露。

2 Summary of Significant Accounting Policies (Continued)

2.1 Basis of preparation (Continued)

(i) New and amended standards adopted by the Group

The Group has applied the following standards and amendments for the first time for their annual reporting period commencing 1st January 2018:

| | |
|--|--|
| HKAS 40 (Amendment) 香港會計準則第40號(修訂本) | Transfers of Investment Property 轉讓投資物業 |
|--|--|

| | |
|--|---|
| HKFRS 1 and HKAS 28 (Amendment) 香港財務報告準則第1號及香港會計 準則第28號(修訂本) | Annual Improvements to HKFRS 2014–2016 Cycle 對香港財務報告準則二零一四年至二零一六年週期之年度改進 |
|--|---|

| | |
|---|--|
| HKFRS 2 (Amendment) 香港財務報告準則第2號(修訂本) | Classification and Measurement of Share-based Payment Transactions 股份支付交易的分類和計量 |
|---|--|

| | |
|---|--|
| HKFRS 4 (Amendment) 香港財務報告準則第4號(修訂本) | Applying HKFRS 9 Financial Instruments with HKFRS 4 Insurance Contracts 應用香港財務報告準則第4號保險合約時一併應用香港財務報告準則 第9號金融工具 |
|---|--|

| | |
|------------------------|-------------------------------|
| HKFRS 9 香港財務報告準則第9號 | Financial Instruments 金融工具 |
|------------------------|-------------------------------|

| | |
|--------------------------|--|
| HKFRS 15 香港財務報告準則第15號 | Revenue from Contracts with Customers 來自客戶合約之收益 |
|--------------------------|--|

| | |
|---|---|
| HKFRS 15 (Amendment) 香港財務報告準則第15號(修訂本) | Clarification to HKFRS 15 澄清香港財務報告準則第15號 |
|---|---|

| | |
|---|--|
| HK (IFRIC) 22 香港(國際財務報告詮釋委員會)－ 第22號 | Foreign Currency Transactions and Advance Consideration 外匯交易及預付代價 |
|---|--|

The above new standards, amendments, improvements and interpretation effective for the financial year beginning 1st January 2018 do not have a material impact on the Group, except for HKFRS 9 “Financial instruments” and HKFRS 15 “Revenue from contracts with customers” as set out in Note 2.2.

2 主要會計政策概要(續)

2.1 編製基準(續)

(i) 本集團已採納之新訂及經修訂準則

本集團於二零一八年一月一日開始的年度報告期間首次採納以下準則及修訂：

| | |
|--|--|
| HKAS 40 (Amendment) 香港會計準則第40號(修訂本) | Transfers of Investment Property 轉讓投資物業 |
|--|--|

| | |
|--|---|
| HKFRS 1 and HKAS 28 (Amendment) 香港財務報告準則第1號及香港會計 準則第28號(修訂本) | Annual Improvements to HKFRS 2014–2016 Cycle 對香港財務報告準則二零一四年至二零一六年週期之年度改進 |
|--|---|

| | |
|---|--|
| HKFRS 2 (Amendment) 香港財務報告準則第2號(修訂本) | Classification and Measurement of Share-based Payment Transactions 股份支付交易的分類和計量 |
|---|--|

| | |
|---|--|
| HKFRS 4 (Amendment) 香港財務報告準則第4號(修訂本) | Applying HKFRS 9 Financial Instruments with HKFRS 4 Insurance Contracts 應用香港財務報告準則第4號保險合約時一併應用香港財務報告準則 第9號金融工具 |
|---|--|

| | |
|------------------------|-------------------------------|
| HKFRS 9 香港財務報告準則第9號 | Financial Instruments 金融工具 |
|------------------------|-------------------------------|

| | |
|--------------------------|--|
| HKFRS 15 香港財務報告準則第15號 | Revenue from Contracts with Customers 來自客戶合約之收益 |
|--------------------------|--|

| | |
|---|---|
| HKFRS 15 (Amendment) 香港財務報告準則第15號(修訂本) | Clarification to HKFRS 15 澄清香港財務報告準則第15號 |
|---|---|

| | |
|---|--|
| HK (IFRIC) 22 香港(國際財務報告詮釋委員會)－ 第22號 | Foreign Currency Transactions and Advance Consideration 外匯交易及預付代價 |
|---|--|

上述自二零一八年一月一日開始的財政年度生效的新訂準則、修訂、改進及詮釋對本集團並無重大影響，惟附註2.2所述的香港財務報告準則第9號「金融工具」及香港財務報告準則第15號「來自客戶合約之收益」除外。

2 Summary of Significant Accounting Policies (Continued)

2.1 Basis of preparation (Continued)

(ii) New standards and interpretations not yet adopted

Certain new accounting standards and interpretations have been published that are not mandatory for 31st December 2018 reporting periods and have not been early adopted by the Group. The Group's assessment of the impact of these new standards and interpretations is set out below.

2 主要會計政策概要(續)

2.1 編製基準(續)

(ii) 尚未採納之新準則及詮釋

若干已頒佈的新會計準則及詮釋，但並未於二零一八年十二月三十一日報告期間為強制性，且本集團並未提早採納。本集團對該等新準則及詮釋的影響的評估載於下文。

| | | Effective for accounting periods beginning on or after 於以下日期 或之後開始的 會計期間生效 |
|--|--|--|
| HKFRS 9 (Amendment) 香港財務報告準則第9號(修訂本) | Prepayment Features with Negative Compensation 提早還款特性及負補償 | 1st January 2019 二零一九年一月一日 |
| HKAS 19 (Amendment) 香港會計準則第19號(修訂本) | Plan Amendment, Curtailment or Settlement 計劃修訂、縮減或清償 | 1st January 2019 二零一九年一月一日 |
| HKAS 28 (Amendment) 香港會計準則第28號(修訂本) | Long-term Interests in Associates and Joint Ventures 於聯營公司及合營企業的長期權益 | 1st January 2019 二零一九年一月一日 |
| HKFRS 3, HKFRS 11, HKAS 12 and HKAS 23 (Amendments) 香港財務報告準則第3號、 香港財務報告準則第11號、 香港會計準則第12號及 香港會計準則第23號(修訂本) | Annual improvements to HKFRS Standards 2015–2017 Cycle 對香港財務報告準則二零一五年至二零一七年週期的年度改進 | 1st January 2019 二零一九年一月一日 |
| HK (IFRIC) 23 香港(國際財務報告詮釋委員會) — 第23號 | Uncertainty over Income Tax Treatments 所得稅處理的不確定性 | 1st January 2019 二零一九年一月一日 |
| HKFRS 16 香港財務報告準則第16號 | Leases 租賃 | 1st January 2019 二零一九年一月一日 |
| HKFRS 3 (Amendment) 香港財務報告準則第3號(修訂本) | Definition of a Business 業務的定義 | 1st January 2020 二零二零年一月一日 |
| HKAS 1 and HKAS 8 (Amendment) 香港會計準則第1號及 香港會計準則第8號(修訂本) | Definition of Material 對重要性的定義 | 1st January 2020 二零二零年一月一日 |
| Conceptual Framework for Financial Reporting 2018 二零一八年財務報告之概念框架 | Revised Conceptual Framework for Financial Reporting 財務報告之經修訂概念框架 | 1st January 2020 二零二零年一月一日 |
| HKFRS 17 香港財務報告準則第17號 | Insurance Contracts 保險合約 | 1st January 2021 二零二一年一月一日 |
| HKFRS 10 and HKAS 28 (Amendments) 香港財務報告準則第10號及香港會計準則 第28號(修訂本) | Sale or Contribution of Assets between an Investor and Its Associate or Joint Venture 投資者與其聯營公司或合營企業之間的資產出售或注資 | To be determined 待釐定 |

2 Summary of Significant Accounting Policies (Continued)

2.1 Basis of preparation (Continued)

The Group is currently assessing the potential impact of these standards and amendments but expects their adoption will not have a significant effect on the Group's consolidated financial statements except as set out below.

HKFRS 16 Leases

Nature of Change

HKFRS 16 was issued in January 2016. It will result in almost all leases being recognised on the balance sheet by lessees, as the distinction between operating and finance leases is removed. Under the new standard, an asset (the right to use the leased item) and a financial liability to pay rentals are recognised. The only exceptions are short-term and low-value leases.

Impact

As at 31st December 2018, the Group has non-cancellable operating lease commitments of HK\$52,965,000. The Group has reviewed all of the Group's leasing arrangements over the last year in light of the new lease accounting rules in HKFRS 16. The standard will affect primarily the accounting for the Group's operating leases.

The Group expects an increase in the amount of recognised financial liabilities and right-of-use assets for significant long term lease contracts. Operating cash flows will increase and financing cash flows decrease as repayment of the principal and interest of the lease liabilities will be classified as cash flows from financing activities.

The Group does not expect any significant impact on the financial statements for the Group's activities as a lessor. However, some additional disclosures will be required from next year.

Date of adoption by Group

The Group will apply the standard from its mandatory adoption date of 1st January 2019. The Group intends to apply the simplified transition approach and will not restate comparative amounts for the year prior to first adoption. Right-of-use assets for property leases will be measured on transition as if the new rules had always been applied. All other right-of-use assets will be measured at the amount of the lease liability on adoption (adjusted for any prepaid or accrued lease expenses).

2 主要會計政策概要(續)

2.1 編製基準(續)

本集團目前正評估該等準則及修訂的潛在影響，但預期採納該等準則及修訂將不會對本集團之綜合財務報表造成重大影響，惟以下所載者除外。

香港財務報告準則第16號租賃

變動性質

香港財務報告準則第16號於二零一六年一月頒佈，隨著經營租賃與融資租賃之間的區別被移除，該準則將導致絕大部分租賃於財務狀況表內按承租人劃分予以確認。根據新準則，資產(使用租賃項目之權利)及支付租金之財務負債予以確認。豁免僅適用於短期及低價值租賃。

影響

於二零一八年十二月三十一日，本集團的不可撤銷經營租賃承擔為52,965,000港元。根據香港財務報告準則第16號的新租賃會計規則，本集團已於去年審閱本集團所有租賃安排。該準則將主要影響本集團經營租賃的會計處理。

本集團預計已確認金融負債金額及就重大長期租賃合約的使用權資產將增加。經營現金流量將增加，而融資現金流量減少，乃由於租賃負債的本金及利息還款將被分類為融資活動產生的現金流量。

本集團預期該準則不會對本集團作為出租人的活動的財務報表產生任何重大影響。然而，本集團將須於下一個年度作出部分額外披露。

本集團採納日期

本集團將於強制採用日期二零一九年一月一日應用該準則。本集團擬應用簡化過渡方法，而不會重列首次採用前之年度的比較數字。物業租賃使用權資產將於過渡時計量，猶如已一直應用新規則。所有其他使用權資產將按採納時之租賃負債金額計量(經任何預付或應計租賃開支調整)。

2 Summary of Significant Accounting Policies (Continued)

2.2 Changes in accounting policies

Following the adoption of HKFRS 9 and HKFRS 15, the Group has elected to apply a modified retrospective approach for transition. The reclassifications and the adjustments arising from the new standards are therefore not restated in the balance sheet as at 31st December 2017, but are recognised in the opening balance sheet on 1st January 2018. Please refer to (i) and (ii) below for detailed explanations.

The table below shows the adjustments recognised in the opening balances of each individual financial statement line item. Line items that were not affected by the changes have not been included.

2 主要會計政策概要(續)

2.2 會計政策變動

採納香港財務報告準則第9號及香港財務報告準則第15號後，本集團選擇在過渡期間應用修改追溯法。因此，新準則產生之重新分類及調整不會在二零一七年十二月三十一日之資產負債表中重列，但會於二零一八年一月一日之期初資產負債表中確認。詳細解釋請參閱下文(i)及(ii)。

下表顯示在各個別財務報表分項賬目之期初結餘確認之調整。不受變動影響之分項賬目並未載入。

| Consolidated balance sheet (extract) | 綜合資產負債表 (摘錄) | As previously stated | At 1st January 2018 於二零一八年一月一日 | | As restated |
|---|-------------------------|-------------------------|---|---|------------------------|
| | | | Impact on initial application of HKFRS 9 首次應用 香港財務 報告準則 第9號之影響 | Impact on initial application of HKFRS 15 首次應用 香港財務 報告準則 第15號之影響 | |
| | | 過往呈列 HK\$'000 千港元 | 第9號之影響 HK\$'000 千港元 | 第15號之影響 HK\$'000 千港元 | 經重列 HK\$'000 千港元 |
| Non-current assets | 非流動資產 | | | | |
| Available-for-sale ("AFS") financial assets | 可供出售財務資產 | 4,039,343 | (4,039,343) | — | — |
| Financial assets at fair value through other comprehensive income ("FVOCI") | 按公平值透過其他全面 收入列賬之財務資產 | — | 3,575,742 | — | 3,575,742 |
| Financial assets at fair value through profit or loss ("FVPL") | 按公平值透過損益列賬 之財務資產 | — | 463,601 | — | 463,601 |
| Current assets | 流動資產 | | | | |
| Loan receivables | 應收貸款 | 299,075 | 220,000 | — | 519,075 |
| AFS financial assets | 可供出售財務資產 | 220,000 | (220,000) | — | — |
| Contract assets | 合約資產 | — | — | 107,872 | 107,872 |
| Equity | 權益 | | | | |
| Reserves | 儲備 | 63,871,569 | — | 80,905 | 63,952,474 |
| Non-current liabilities | 非流動負債 | | | | |
| Deferred tax liabilities | 遞延稅項負債 | 7,646,741 | — | 26,967 | 7,673,708 |
| Current liabilities | 流動負債 | | | | |
| Contract liabilities | 合約負債 | — | — | 5,766,727 | 5,766,727 |
| Deferred revenue | 遞延收益 | 5,766,727 | — | (5,766,727) | — |

2 Summary of Significant Accounting Policies (Continued)

2.2 Changes in accounting policies (Continued)

(i) HKFRS 9 Financial Instruments

Nature of change

The new standard addresses the classification, measurement and derecognition of financial assets and financial liabilities, introduces new rules for hedge accounting and a new impairment model for financial assets.

The new hedge accounting rules will align the accounting for hedging instruments more closely with the Group's risk management practices. As a general rule, more hedge relationships might be eligible for hedge accounting, as the standard introduces a more principles-based approach.

Impact

Classification and measurement of financial instruments

Management has assessed the business models and the contractual terms of the cash flows apply to the financial assets held by the Group at the date of initial application of HKFRS 9 and has classified its financial instruments into the appropriate HKFRS 9 categories, which are those to be measured subsequently at fair value either through FVOCI, or through FVPL, and those to be measured at amortised cost.

AFS financial assets are reclassified on 1st January 2018. Certain equity investments, with carrying value of approximately HK\$3,575,742,000 and HK\$2,991,000 were reclassified to financial assets at FVOCI and financial assets at FVPL respectively; while certain debt investments, with carrying value of HK\$460,610,000 and HK\$220,000,000 were reclassified to financial assets at FVPL and loan receivables according to the Group's business model and the contractual cash flow characteristics of the financial instruments. Corresponding accumulated fair value gains of HK\$1,064,000 were transferred from assets revaluation reserve to retained earnings on 1st January 2018. Such reclassification has no impact on the measurement of these financial assets.

2 主要會計政策概要(續)

2.2 會計政策變動(續)

(i) 香港財務報告準則第9號金融工具

變動性質

該新訂準則闡述財務資產及財務負債之分類、計量及終止確認，引入對沖會計新規則及財務資產之新減值模式。

新對沖會計規則令對沖工具之會計處理調整至更接近本集團之風險管理常規。作為普遍規則，由於該準則引進更以原則為本的方法，故可能有更多合資格採用對沖會計方法的對沖關係。

影響

金融工具之分類及計量

管理層已評估本集團於首次應用香港財務報告準則第9號之日期持有之財務資產適用之業務模式及現金流量之合約條款，並將其金融工具分類至適用香港財務報告準則第9號類別，分別為其後按公平值透過其他全面收入或透過損益列賬之金融工具或按攤銷成本計量之金融工具。

可供出售財務資產於二零一八年一月一日重新分類。若干賬面值分別約為3,575,742,000港元及2,991,000港元之股權投資重新分類為按公平值透過其他全面收入列賬之財務資產及按公平值透過損益列賬之財務資產；而若干賬面值分別為460,610,000港元及220,000,000港元之債務投資根據本集團之業務模式及金融工具之合約現金流量特點重新分類為按公平值透過損益列賬之財務資產及應收貸款。於二零一八年一月一日，相應累計公平值收益1,064,000港元從資產重估儲備轉移至保留盈利。上述重新分類對該等財務資產之計量並無影響。

2 Summary of Significant Accounting Policies (Continued)

2.2 Changes in accounting policies (Continued)

(i) HKFRS 9 Financial Instruments (Continued)

Impact (Continued)

Derivatives and hedging activities

Since the Group does not have any hedge relationships currently, the application of HKFRS 9 does not have any impact on the Group's financial statements.

Impairment of financial assets

The new impairment model requires the recognition of impairment provisions based on expected credit losses rather than only incurred credit losses as is the case under HKAS 39. It applies to financial assets classified at amortised cost, contract assets under HKFRS 15, lease receivables, loan commitments and certain financial guarantee contracts. At 1st January 2018 and 31st December 2018, the Group assessed that the impact of loss allowance under the application of HKFRS 9 was insignificant.

Trade receivables and contract assets

The Group applies the simplified approach under HKFRS 9 to measuring expected credit losses which uses a lifetime expected loss allowance for all trade receivables and contract assets. The financial impact of the adoption is insignificant.

(ii) HKFRS 15 Revenue from Contracts with Customers

Nature of change

HKFRS 15 establishes a comprehensive framework for determining when to recognise revenue and how much revenue to be recognised through a 5-step approach: (i) identify the contract(s) with customer; (ii) identify separate performance obligations in the contract; (iii) determine the transaction price; (iv) allocate the transaction price to the performance obligations; and (v) recognise revenue when a performance obligation is satisfied. The core principle is that a company should recognise revenue when control of a good or service transfers to a customer.

Revenues are recognised when or as the control of the good or service is transferred to the customer. Depending on the terms of the contract and the laws that apply to the contract, control of the good or service may be transferred over time or at a point in time.

Incremental costs incurred to obtain a contract, if recoverable, are capitalised as contract assets and subsequently amortised when the related revenue is recognised.

2 主要會計政策概要(續)

2.2 會計政策變動(續)

(i) 香港財務報告準則第9號金融工具(續)

影響(續)

衍生工具及對沖活動

由於本集團目前並無任何對沖關係，應用香港財務報告準則第9號對本集團之財務報表並無任何影響。

財務資產減值

全新減值模型規定減值撥備須根據預期信貸虧損而非按照香港會計準則第39號項下僅就已產生信貸虧損予以確認。該模型適用於分類為按攤銷成本列賬之財務資產、香港財務報告準則第15號項下合約資產、應收租賃款項、貸款承擔及若干財務擔保合約。於二零一八年一月一日及二零一八年十二月三十一日，本集團評估應用香港財務報告準則第9號對虧損撥備之影響並不重大。

貿易應收賬款和合約資產

本集團採用香港財務報告準則第9號簡化模式計量預期信貸虧損，該模式就所有貿易應收款項及合約資產採用全期預期虧損撥備。採納的財務影響並不重大。

(ii) 香港財務報告準則第15號來自客戶合約之收益

變動性質

香港財務報告準則第15號建立了一個綜合框架，通過五步法來確定何時確認收益以及應當確認多少收益：(i)界定與客戶之合約；(ii)界定合約內之獨立履約義務；(iii)釐定交易價格；(iv)將交易價格分攤至合約內之履約義務；及(v)主體符合履約義務時確認收益。核心原則為公司應於貨品或服務控制權轉讓予客戶時確認收益。

收益於貨品或服務控制權轉讓予客戶時或之後確認。貨品或服務控制權可能於一段時間後或某時間點轉讓，視乎合約條款及合約適用之法律而定。

為獲得合約而產生之增量成本，倘可收回，則作為合約資產資本化，然後於確認相關收益時攤銷。

2 Summary of Significant Accounting Policies (Continued)

2.2 Changes in accounting policies (Continued)

(ii) HKFRS 15 Revenue from Contracts with Customers (Continued)

Impact

Accounting for property development activities

In prior reporting periods, the Group recognised revenue from sale of properties when significant risks and rewards of ownerships of properties have been transferred to customers at a single time and not continuously as construction progresses.

Under HKFRS 15, the Group determines whether the properties have alternative use to the Group due to contractual reasons and the Group has an enforceable right to payment from the customer for performance completed to date.

- For properties which have no alternative use to the Group and the Group has no enforceable right to payment from the customer for performance completed to date, the Group recognises revenue as the performance obligations are satisfied at a point in time when the customer obtains control of the property and the Group satisfies the performance obligations.
- The timing of revenue recognition for sale of certain stock of properties, which was based on whether significant risks and rewards of ownership of properties have been transferred in the past, is now recognised at a point in time when the underlying property is legally or physically transferred to the customer.
- For properties which have no alternative use to the Group and the Group has enforceable right to payment from the customer for performance completed to date, the Group recognises revenue as the performance obligations are satisfied over time in accordance with the input method for measuring progress.
- The excess of cumulative revenue recognised in profit or loss over the cumulative billings to purchasers of properties is recognised as contract assets. The excess of cumulative billings to purchasers of properties over the cumulative revenue recognised in profit or loss is recognised as contract liabilities.

2 主要會計政策概要(續)

2.2 會計政策變動(續)

(ii) 香港財務報告準則第15號來自客戶合約之收益(續)

影響

物業發展活動之會計處理

在過往報告期，本集團確認銷售物業收益是當物業擁有權之重大風險及回報已於單一時間轉移予客戶，而非按建設進度持續確認收益。

根據香港財務報告準則第15號，本集團釐定物業是否因合約原因而對本集團有其他用途，以及本集團是否有可強制執行之權利，要求客戶就至今已完成之履約部分付款。

- 對本集團並無其他用途之物業，而且本集團並無可強制執行之權利，要求客戶就至今已完成之履約部分付款，履約責任在客戶取得物業控制權之時間點履行，而本集團履行履約責任時，本集團確認收益。
- 銷售若干物業存貨之收益確認時間，過往乃根據物業擁有權之重大風險及回報是否已轉移，現在則於相關物業已合法或實物轉移予客戶之時點確認。
- 對本集團並無其他用途之物業，而本集團有可強制執行之權利，要求客戶就至今已完成之履約部分付款，本集團於履約責任按照計量進度之投入法在一段時間後履行時確認收益。
- 於損益確認之累計收益超過向物業買家發出之累計發票金額之差額確認為合約資產。向物業買家發出之累計發票金額超過於損益確認之累計收益確認為合約負債。

2 Summary of Significant Accounting Policies
(Continued)

2.2 Changes in accounting policies (Continued)

(ii) HKFRS 15 Revenue from Contracts with Customers
(Continued)

Impact (Continued)

Accounting for costs incurred for obtaining a contract

Following the adoption of HKFRS 15, costs such as sales commission incurred directly attributable for obtaining a pre-sale property contract, if recoverable, are capitalised and recorded in contract assets.

Accounting for significant financing component

For contracts where the period between the payment by the customer and the transfer of the promised property or service exceeds one year, the transaction price is adjusted for the effects of a financing component, if significant.

Presentation of contract assets and contract liabilities

Reclassifications were made at 1st January 2018 to be consistent with the terminology used under HKFRS 15:

- Contract assets in relation to capitalise sales commission were previously presented in selling and marketing expenses.
- Contract liabilities for progress billings recognised in relation to property development activities were previously presented as deferred revenue.

2 主要會計政策概要(續)

2.2 會計政策變動(續)

(ii) 香港財務報告準則第15號來自客戶合約之收益(續)

影響(續)

為獲得合約而產生之成本之會計處理

採納香港財務報告準則第15號後，直接因為獲得預售物業合約而產生銷售佣金等成本，倘可收回，則資本化並記入合約資產。

重大融資成分之會計處理

就客戶付款至轉移所承諾物業或服務為期超過一年之合約，倘融資成分之影響重大，則調整交易價格。

合約資產及合約負債之呈列

於二零一八年一月一日作出之重新分類與香港財務報告準則第15號所用之術語一致：

- 與資本化銷售佣金有關之合約資產過往以銷售及市場推廣費用呈列。
- 就物業發展活動確認之進度發票金額合約負債過往以遞延收益呈列。

2 Summary of Significant Accounting Policies (Continued)

2.2 Changes in accounting policies (Continued)

(ii) HKFRS 15 Revenue from Contracts with Customers (Continued)

The following table gives a summary of the opening balance adjustments recognised for each line item in the consolidated balance sheet that has been impacted by HKFRS 15.

| Consolidated balance sheet (extract) | 綜合資產負債表 (摘錄) | As previously stated 過往呈列 HK\$'000 千港元 | At 1st January 2018 於二零一八年一月一日 | | | As restated 重列 HK\$'000 千港元 |
|--------------------------------------|--------------|---|---|---|--|--------------------------------------|
| | | | Reclassification 重新分類 HK\$'000 千港元 | Remeasurements 重新計量 HK\$'000 千港元 | | |
| Current assets | 流動資產 | | | | | |
| Contract assets | 合約資產 | — | — | 107,872 | | 107,872 |
| Equity | 權益 | | | | | |
| Reserves | 儲備 | 63,871,569 | — | 80,905 | | 63,952,474 |
| Non-current liabilities | 非流動負債 | | | | | |
| Deferred tax liabilities | 遞延稅項負債 | 7,646,741 | — | 26,967 | | 7,673,708 |
| Current liabilities | 流動負債 | | | | | |
| Contract liabilities | 合約負債 | — | 5,766,727 | — | | 5,766,727 |
| Deferred revenue | 遞延收益 | 5,766,727 | (5,766,727) | — | | — |

The amount by each financial statements line items affected in 2018 and at 31 December 2018 by the application of HKFRS 15 as compared to HKAS 18 and HKAS 11 that were previously in effect before the adoption of HKFRS 15 is as follows:

2.2 會計政策變動(續)

(ii) 香港財務報告準則第15號來自客戶合約之收益(續)

下表為已受到香港財務報告準則第15號影響之綜合資產負債表各分項賬目所確認之期初結餘調整之概要。

採納香港財務報告準則第15號對二零一八年及二零一八年十二月三十一日之各財務報表項目金額的影響(與採納香港財務報告準則第15號前生效之香港會計準則第18號及香港會計準則第11號相比)如下：

| Consolidated balance sheet (extract) | 綜合資產負債表 (摘錄) | As at 31 December 2018 於二零一八年十二月三十一日 | | |
|--------------------------------------|--------------|--|---|--|
| | | Amounts without the adoption of HKFRS 15 並無採納香港 財務報告準則 第15號之金額 HK\$'000 千港元 | Effects of the adoption of HKFRS 15 採納香港財 務報告準則 第15號之影響 HK\$'000 千港元 | Amounts as reported 所呈報金額 HK\$'000 千港元 |
| Contract assets | 合約資產 | — | 473,606 | 473,606 |
| Deferred tax liabilities | 遞延稅項負債 | 8,205,104 | 118,402 | 8,323,506 |
| Contract liabilities | 合約負債 | — | 10,304,371 | 10,304,371 |
| Deferred revenue | 遞延收入 | 10,304,371 | (10,304,371) | — |
| Reserves | 儲備 | 65,117,150 | 355,204 | 65,472,354 |

2 Summary of Significant Accounting Policies (Continued)

2.2 Changes in accounting policies (Continued)

- (ii) HKFRS 15 Revenue from Contracts with Customers
(Continued)

| | | Year ended 31 December 2018 截至二零一八年十二月三十一日止年度 | | |
|--|------------------|--|---|--|
| | | Amounts without the adoption of HKFRS 15 並無採納香港 財務報告準則 第15號之金額 HK\$'000 千港元 | Effects of the adoption of HKFRS 15 採納香港 財務報告準則 第15號之影響 HK\$'000 千港元 | Amounts as reported 所呈報金額 HK\$'000 千港元 |
| Consolidated income statement (extract) | 綜合收益表(摘錄) | | | |
| Selling and marketing expenses | 銷售及市場推廣費用 | (757,571) | 379,418 | (378,153) |
| Taxation | 稅項 | (3,076,869) | (94,854) | (3,171,723) |
| Profit for the year | 年內溢利 | 5,538,035 | 284,564 | 5,822,599 |
| Attributable to Equity holders of the Company | 應佔： 本公司股權持有人 | 5,490,903 | 284,564 | 5,775,467 |

2.3 Consolidation

The consolidated financial statements include the financial statements of the Company and all of its subsidiaries made up to 31st December 2018.

(a) Subsidiaries

Subsidiaries are all entities (including structured entities) over which the Group has control. The Group controls an entity when the Group is exposed to, or has rights to, variable returns from its involvement with the entity and has the ability to affect those returns through its power over the entity. Subsidiaries are consolidated from the date on which control is transferred to the Group. They are deconsolidated from the date that control ceases.

2 主要會計政策概要(續)

2.2 會計政策變動(續)

- (ii) 香港財務報告準則第15號來自客戶合約之收益(續)

2.3 綜合賬目

綜合財務報表包括本公司及其所有附屬公司截至二零一八年十二月三十一日止的財務報表。

(a) 附屬公司

附屬公司乃本集團擁有控制權的所有實體(包括結構化實體)。倘本集團享有或有權擁有參與實體所得之可變回報，且有能力透過其對實體之權力影響該等回報，則本集團控制該實體。附屬公司自控制權轉移至本集團當日起綜合入賬。附屬公司自控制權終止當日起停止綜合入賬。

2 Summary of Significant Accounting Policies
(Continued)

2.3 Consolidation (Continued)

(a) Subsidiaries (Continued)

The Group uses the acquisition method of accounting to account for business combinations. The consideration transferred for the acquisition of a subsidiary is the fair values of the assets transferred, the liabilities incurred and the equity interests issued by the Group. The consideration transferred includes the fair value of any asset or liability resulting from a contingent consideration arrangement. Acquisition-related costs are expensed as incurred. Identifiable assets acquired and liabilities and contingent liabilities assumed in a business combination are measured initially at their fair values at the acquisition date. On an acquisition-by-acquisition basis, the Group recognises any non-controlling interest in the acquiree either at fair value or at the non-controlling interest's proportionate share of the acquiree's net assets.

The excess of the consideration transferred, the amount of any non-controlling interest in the acquiree and the acquisition-date fair value of any previous equity interest in the acquiree over the fair value of the identifiable net assets acquired is recorded as goodwill. If this is less than the fair value of the net assets of the subsidiary acquired in the case of a bargain purchase, the difference is recognised directly in the consolidated income statement. Acquisition-related costs are expensed as incurred.

Intra-group transactions, balances and unrealised gains on transactions between group companies are eliminated. Unrealised losses are also eliminated unless the transaction provides evidence of an impairment of the transferred asset. When necessary, amounts reported by subsidiaries have been adjusted to conform with the Group's accounting policies.

2 主要會計政策概要(續)

2.3 綜合賬目(續)

(a) 附屬公司(續)

本集團利用購買法將業務合併入賬。收購附屬公司所轉讓的代價根據本集團所給予的資產、所產生的負債及所發行的股本權益的公平值計算。所轉讓的代價包括或有代價安排所產生的任何資產或負債的公平值。購買相關成本在產生時支銷。在業務合併中所購買可識別的資產以及所承擔的負債及或有負債，首先以彼等於購買日期的公平值計量。就個別收購基準，本集團可按公平值或按非控制性權益應佔被購買方淨資產的比例，確認被收購方的非控制性權益。

轉讓的代價、被購買方任何非控制性權益的款項，以及被收購方任何之前權益在購買日期的公平值，超過所購買可識別淨資產公平值，列為商譽。就廉價購買而言，若該數額低於所購入附屬公司淨資產的公平值，該差額直接在全面收入表中確認。收購相關成本於產生時予以支銷。

集團內公司之間的交易、交易的結餘及未實現收益予以對消。除非交易提供所轉讓資產減值之憑證，否則未變現損失亦予以對消。必要時，附屬公司申報的款項已獲調整，以與本集團的會計政策一致。

2 Summary of Significant Accounting Policies (Continued)

2.3 Consolidation (Continued)

(b) Transactions with non-controlling interests

Transactions with non-controlling interests that do not result in loss of control are accounted for as equity transactions—that is, as transactions with the owners in their capacity as owners. The difference between fair value of any consideration paid and the relevant share acquired of the carrying value of net assets of the subsidiary is recorded in equity. Gains or losses on disposals to non-controlling interests are also recorded in equity.

When the Group ceases to have control or significant influence, any retained interest in the entity is remeasured to its fair value, with the change in carrying amount recognised in profit or loss. The fair value is the initial carrying amount for the purposes of subsequently accounting for the retained interest as an associate, joint venture or financial asset. In addition, any amounts previously recognised in other comprehensive income in respect of that entity are accounted for as if the Group had directly disposed of the related assets or liabilities. This may mean that amounts previously recognised in other comprehensive income are reclassified to profit or loss.

(c) Associates

Associates are all entities over which the Group has significant influence but not control, generally accompanying a shareholding of between 20% and 50% of the voting rights. Investments in associates are accounted for using the equity method of accounting and are initially recognised at cost.

If the ownership interest in an associate is reduced but significant influence is retained, only a proportionate share of the amounts previously recognised in other comprehensive income are reclassified to profit or loss where appropriate.

The Group's share of its associates' post-acquisition profits or losses is recognised in the consolidated income statement, and its share of post-acquisition movements in other comprehensive income is recognised in other comprehensive income. The cumulative post-acquisition movements are adjusted against the carrying amount of the investment. When the Group's share of losses in an associate equals or exceeds its interest in the associate, including any other unsecured receivables, the Group does not recognise further losses, unless it has incurred obligations or made payments on behalf of the associate.

Unrealised gains on transactions between the Group and its associates are eliminated to the extent of the Group's interest in the associates. Unrealised losses are also eliminated unless the transaction provides evidence of an impairment of the asset transferred. Accounting policies of associates have been changed where necessary to ensure consistency with the policies adopted by the Group.

2 主要會計政策概要(續)

2.3 綜合賬目(續)

(b) 與非控制性權益之交易

倘與非控制性權益之交易並未造成失去控制權的情況，則入賬為權益交易——即與擁有人以其作為擁有人的身份進行的交易。任何已付代價之公平值與相關應佔收購附屬公司淨資產之賬面值的差額入賬為權益。出售非控制性權益之損益亦入賬為權益。

當本集團不再持有控制權或重大影響力，在實體的任何保留權益重新計量至公平值，賬面值的變動在損益中確認。公平值為就保留權益的後續入賬而言的初始賬面值，作為聯營公司、合營公司或財務資產。此外，之前就實體在其他全面收入中確認的任何數額猶如本集團已直接處置相關資產或負債。這可能意味著之前在其他全面收入中確認的數額重新分類至損益。

(c) 聯營公司

聯營公司是指凡本集團對其有重大影響力而無控制權的所有實體，通常附帶有20%至50%投票權的股權。於聯營公司之投資以權益會計法入賬，初始以成本確認。

如於聯營公司的擁有人權益被削減但仍保留重大影響力，僅按比例將之前在其他全面收入中確認的數額重新分類至損益(如適用)。

本集團應佔收購後聯營公司的溢利或虧損於綜合收益表內確認，而應佔收購後其他全面收入的變動則於其他全面收入內確認。投資賬面值會根據累計之收購後變動而作出調整。如本集團應佔一間聯營公司之虧損等於或超過其在該聯營公司之權益，包括任何其他無抵押應收款項，本集團不會確認進一步虧損，除非本集團已代聯營公司承擔責任或作出付款。

本集團與其聯營公司之間交易的未變現收益按本集團在聯營公司權益的數額對消。除非交易提供所轉讓資產減值之憑證，否則未變現虧損亦予以對消。聯營公司的會計政策已按需要作出改變，以確保與本集團採用的政策一致。

2 Summary of Significant Accounting Policies (Continued)

2.3 Consolidation (Continued)

(d) Joint arrangements

The Group applies HKFRS 11 to all joint arrangements. Under HKFRS 11, investments in joint arrangements are classified as either joint operations or joint ventures depending on the contractual rights and obligations each investor. The Group has assessed the nature of its joint arrangements. Joint ventures are accounted for using the equity method. The assets that the Group controls and liabilities that the Group incurs in relation to the joint operations are recognised in the consolidated balance sheets on an accrual basis and classified according to the nature of the item. The expenses that the Group incurs and its share of revenue that it earns from the joint operations are included in the consolidated income statement.

Under the equity method of accounting, interests in joint ventures are initially recognised at cost and adjusted thereafter to recognise the Group's share of the post-acquisition profits or losses and movements in other comprehensive income. When the Group's share of losses in a joint venture equals or exceeds its interests in the joint ventures (which includes any long-term interests that, in substance, form part of the Group's net investment in the joint ventures), the Group does not recognise further losses, unless it has incurred obligations or made payments on behalf of the joint ventures.

Unrealised gains on transactions between the Group and its joint ventures are eliminated to the extent of the Group's interest in the joint ventures. Unrealised losses are also eliminated unless the transaction provides evidence of an impairment of the asset transferred. Accounting policies of the joint ventures have been changed where necessary to ensure consistency with the policies adopted by the Group.

2.4 Segment reporting

Operating segments are reported in a manner consistent with the internal reporting provided to the chief operating decision-makers. The Executive Directors, who are responsible for allocating resources and assessing performance of the operating segments, have been identified as the chief operating decision-makers who make strategic and operational decisions.

2 主要會計政策概要(續)

2.3 綜合賬目(續)

(d) 合營安排

本集團對所有合營安排應用香港財務報告準則第11號。根據香港財務報告準則第11號，在合營安排之投資可分類為共同經營或合營公司，視乎每個投資者之合約權益和義務而定。本集團已評估其合營安排之性質。合營公司按權益法入賬。本集團就共同經營所控制之資產及所產生之負債已於綜合財務狀況表中以應計基準確認及因應項目之性質分類。本集團自共同經營所產生之費用及賺取之應佔收入已計入綜合收益表。

根據權益法，合營公司之權益初步以成本確認，其後經調整以確認本集團應佔之收購後溢利或虧損以及其他全面收入變動。當本集團應佔某一合營公司之虧損等於或超過在該等合營公司之權益(包括任何實質上構成本集團在該等合營公司淨投資的長期權益)，則本集團不會確認進一步虧損，除非本集團已產生義務或已代合營公司付款。

本集團與其合營公司之間交易的未變現收益按本集團在該等合營公司的權益予以對消。未變現虧損也予以對消，除非交易提供證據證明所轉讓的資產出現減值。合營公司之會計政策已按需要作出改變，以確保與本集團採用的政策符合一致。

2.4 分部報告

經營分部乃按向主要營運決策人提供之內部報告一致之方式呈報。負責分配資源及評估經營分部表現之執行董事，已獲確定為作出策略及經營決策之主要營運決策人。

2 Summary of Significant Accounting Policies
(Continued)

2.5 Foreign currency translation

(a) Functional and presentation currency

Items included in the financial statements of each of the Group's entities are measured in Renminbi ("RMB"), which is the currency of the primary economic environment in which the Company and its subsidiaries operate (the "functional currency"). The consolidated financial statements are presented in Hong Kong dollars, which is the presentation currency.

(b) Transactions and balances

Foreign currency transactions are translated into the functional currency using the exchange rates prevailing at the dates of the transactions. Foreign exchange gains and losses resulting from the settlement of such transactions and from the translation at year-end exchange rates of monetary assets and liabilities denominated in foreign currencies are recognised in the consolidated income statement.

(c) Group companies

The results and financial position of all the group entities (none of which has the currency of a hyperinflationary economy) that have a functional currency different from the presentation currency are translated into the presentation currency as follows:

- (i) assets and liabilities for each balance sheet presented are translated at the closing rate at the date of that balance sheet;
- (ii) income and expenses for each consolidated income statement are translated at average exchange rates (unless this average is not a reasonable approximation of the cumulative effect of the rates prevailing on the transaction dates, in which case income and expenses are translated at the dates of the transactions); and
- (iii) all resulting exchange differences are recognised in other comprehensive income that maybe subsequent reclassified to profit or loss.

Goodwill and fair value adjustments arising on the acquisition of a foreign entity are treated as assets and liabilities of the foreign entity and translated at the closing rate.

2 主要會計政策概要(續)

2.5 外幣換算

(a) 功能和呈列貨幣

本集團每個實體的財務報表所列項目均以人民幣(「人民幣」, 即本公司及其附屬公司營運所在的主要經濟環境的貨幣)(「功能貨幣」)計量。綜合財務報表以港元呈報, 港元為本公司的呈列貨幣。

(b) 交易及結餘

外幣交易採用交易日的匯率換算為功能貨幣。結算此等交易產生的匯兌盈虧以及將外幣計值的貨幣資產和負債以年終匯率換算產生的匯兌盈虧在綜合收益表確認。

(c) 集團公司

所有功能貨幣與呈列貨幣不同之集團實體(概無擁有惡性通貨膨脹經濟體系之貨幣)之業績及財務狀況均按以下方法換算為呈列貨幣:

- (i) 各財務狀況表呈列之資產及負債均以該財務狀況表結算日之收市匯率換算;
- (ii) 各綜合收益表之收入及開支均按平均匯率換算(除非該平均值並非於交易日通行匯率累計影響之合理近似值, 在此情況下收入及開支乃按交易日之匯率換算); 及
- (iii) 所有產生之匯兌差額乃於其他全面收入確認, 其後可能重新分類至損益。

收購境外實體時產生之商譽及公平值調整乃作為該境外實體之資產及負債處理, 並以期終匯率換算。

2 Summary of Significant Accounting Policies
(Continued)

2.5 Foreign currency translation (Continued)

(d) Disposal of foreign operation and partial disposal

On the disposal of a foreign operation (that is, a disposal of the Group's entire interest in a foreign operation, or a disposal involving loss of control over a subsidiary that includes a foreign operation, a disposal involving loss of joint control over a joint venture that includes a foreign operation, or a disposal involving loss of significant influence over an associate that includes a foreign operation), all of the exchange differences accumulated in equity in respect of that operation attributable to the equity holders of the Company are reclassified to profit or loss.

In the case of a partial disposal that does not result in the Group losing control over a subsidiary that includes a foreign operation, the proportionate share of accumulated exchange differences are re-attributed to non-controlling interests and are not recognised in profit or loss. For all other partial disposals (that is, reductions in the Group's ownership interest in associates or joint ventures that do not result in the Group losing significant influence or joint control) the proportionate share of the accumulated exchange difference is reclassified to profit or loss.

2.6 Properties and equipment

Properties and equipment other than construction-in-progress are stated at historical cost less accumulated depreciation and accumulated impairment losses. Historical cost includes expenditure that is directly attributable to the acquisition of the items.

Subsequent costs are included in the asset's carrying amount or recognised as a separate asset, as appropriate, only when it is probable that future economic benefits associated with the item will flow to the Group and the cost of the item can be measured reliably. All other repairs and maintenance are expensed in the consolidated income statement during the period in which they are incurred.

2 主要會計政策概要(續)

2.5 外幣換算(續)

(d) 出售海外業務及部份出售

於出售海外業務(即出售本集團於海外業務之全部權益、或出售涉及失去包括海外業務的附屬公司的控制權、出售涉及失去對包括海外業務的合營公司的共同控制權、或出售涉及失去對包括海外業務的聯營公司的重大影響力), 於本公司權益持有人應佔之業務之權益累計之全部匯兌差額被重新分類為損益。

倘部份出售並未導致本集團失去對包括海外業務的附屬公司的控制權, 則按比例分佔累計匯兌差額的部份被重新分配至非控制性權益及不會確認為損益。就所有其他部份出售(即本集團於聯營公司或合營公司之擁有權權益減少而並未令本集團失去重大影響力或共同控制權)而言, 按比例分佔累計匯兌差額的部份被重新分類為損益。

2.6 物業及設備

物業及設備(在建工程除外)按歷史成本減累計折舊和累計減值虧損列賬。歷史成本包括收購該項目直接應佔的開支。

其後成本只有在與該項目有關的未來經濟利益有可能流入本集團, 而該項目的成本能可靠計量時, 才包括在資產的賬面值或確認為獨立資產(視乎適用情況)。所有其他維修及保養在產生的期間內於綜合收益表支銷。

2 Summary of Significant Accounting Policies (Continued)

2.6 Properties and equipment (Continued)

Depreciation of properties and equipment is calculated using the straight-line method to allocate cost to their residual values over their estimated useful lives, as follows:

| | |
|-----------------------------------|---|
| Hotel properties (superstructure) | 28 to 30 years |
| Buildings | Shorter of useful life of 50 years or lease term |
| Furniture and office equipment | 5 years |
| Motor vehicles | 3 to 5 years |

The assets' residual values and useful lives are reviewed, and adjusted if appropriate, at each balance sheet date. An asset's carrying amount is written down immediately to its recoverable amount if the asset's carrying amount is greater than its estimated recoverable amount (Note 2.10).

Construction-in-progress is investments in buildings on which construction work has not been completed and which, upon completion, management intends to hold for providing goods or services in the ordinary course of business. These properties are carried at cost which includes construction expenditures, borrowing costs directly attributable to construction of such properties and other direct costs, less any impairment losses. On completion, the properties are transferred to the appropriate categories of properties and equipment at cost less accumulated impairment losses. No depreciation is provided for construction-in-progress until they are completed and put into commercial use.

Gains and losses on disposals are determined by comparing proceeds with carrying amount. These are included in the consolidated income statement.

2.7 Investment properties

Property that is held for long-term rental yields or for capital appreciation or both, and that is not occupied by the Group, is classified as investment property. Investment property also includes property that is being constructed or developed for future use as investment property.

Investment property comprises land held under operating leases and buildings held under finance leases. Land held under operating leases are classified and accounted for as investment property when the rest of the definition of investment property is met. The operating lease is accounted for as if it were a finance lease.

2 主要會計政策概要(續)

2.6 物業及設備(續)

物業及設備的折舊採用以下的估計可使用年期將成本按直線法分攤至剩餘價值計算：

| | |
|----------|---------------------|
| 酒店物業(結構) | 28至30年 |
| 樓宇 | 50年可使用年期或 租期的較短者 |
| 傢俬及辦公室設備 | 5年 |
| 汽車 | 3至5年 |

資產的剩餘價值及可使用年期在每個結算日進行檢討，及在適當時調整。若資產的賬面值高於其估計可收回金額，其賬面值即時撇減至可收回金額(附註2.10)。

在建工程指於建設工程尚未完工，而於完工後，管理層擬因在日常業務過程中提供貨品或服務而持有之樓宇之投資。該等物業按成本列賬，當中包括就建設該等物業直接應計的建設開支、借貸成本及其他直接成本減去任何減值虧損。物業於完工後轉撥至適當的物業及設備分項，按成本減累計減值虧損列賬。在建工程直至完工及投入作商業用途前不作折舊。

出售之收益及虧損乃按所得款項與賬面值之差額釐定，並列入綜合收益表中。

2.7 投資物業

為獲得長期租金收益或資本增值或兩者兼備而持有，且並非由本集團佔用的物業分類為投資物業。投資物業亦包括屬於在建或發展作未來用途之投資物業。

投資物業包括以經營租賃持有的土地及以融資租賃持有的樓宇。以經營租賃持有的土地，如符合投資物業其餘定義，按投資物業分類及記賬。經營租賃猶如其為融資租賃而記賬。

2 Summary of Significant Accounting Policies (Continued)

2.7 Investment properties (Continued)

Investment property is measured initially at its cost, including related transaction costs and borrowing costs.

After initial recognition, investment property is carried at fair value. The valuation processes and techniques of the fair values of investment properties are described in Note 8.

The fair value of investment property reflects, among other things, rental income from current leases and assumptions about rental income from future leases in the light of current market conditions. The fair value also reflects, on a similar basis, any cash outflows that could be expected in respect of the property. Some of those outflows are recognised as a liability, including finance lease liabilities in respect of land classified as investment property; others, including contingent rent payments, are not recognised in the financial statements.

Subsequent expenditure is charged to the asset's carrying amount only when it is probable that future economic benefits associated with the item will flow to the Group and the cost of the item can be measured reliably. All other repairs and maintenance costs are expensed in the income statement during the financial period in which they are incurred.

Changes in fair values of investment property are recognised in the consolidated income statement.

If an investment property becomes owner-occupied, it is reclassified as properties and equipment, and its fair value at the date of reclassification becomes its cost for accounting purposes.

If an item of properties and equipment becomes an investment property because its use has changed, any difference between the carrying amount and the fair value of this item at the date of transfer is recognised in other comprehensive income and taken directly to equity as a valuation of properties and equipment under HKAS 16. However, if a fair value gain reverses a previous impairment loss, the gain is recognised in the consolidated income statement.

Where a property for sale undergoes a change in use, evidenced by commencement of an operating lease to another party, the property is transferred to investment property.

Where an investment property undergoes a change in use, evidenced by commencement of development with a view to sale, the property is transferred to inventories. A property's deemed cost for subsequent accounting as inventories is its fair value at the date of change in use.

2 主要會計政策概要(續)

2.7 投資物業(續)

投資物業初始按其成本計量，包括相關交易成本及借貸成本。

於初始確認後，投資物業按公平值列賬。投資物業的公平值估值程序及技術詳載於附註8。

投資物業的公平值反映(其中包括)來自現有租賃的租金收入及在現時市場情況下未來租賃的租金收入假設。公平值亦反映在類似基準下物業預期的任何現金流出。此等現金流出部份確認為負債，包括列為投資物業的土地有關的融資租賃負債；而其他(包括或然租金款項)則不在財務報表列賬。

其後支出只有在與該項目有關的未來經濟利益有可能流入本集團，而該項目的成本能可靠衡量時，才計入在資產的賬面值中。所有其他維修及保養成本在產生的財政期間內於收益表支銷。

投資物業公平值變動於綜合收益表中確認。

倘投資物業成為業主自用，則重新分類為物業及設備，而就會計而言，其於重新分類當日之公平值成為其成本。

倘物業及設備項目因其用途改變而成為投資物業，根據香港會計準則第16號，該項目於轉讓當日之賬面值與公平值間之差額將於其他全面收入內確認，並作為物業及設備估值直接計入權益。然而，倘公平值收益導致過往之減值虧損出現轉回，有關收益將於綜合收益表內確認。

若某項出售物業更改用途(以給予另一方經營租賃開始為證明)，則該物業會撥入投資物業。

若某項投資物業更改用途(以開始發展以作出售用途為證明)，則該物業會撥入存貨。有關物業於更改用途日期之公平值將被視為其存貨日後會計之成本。

2 Summary of Significant Accounting Policies
(Continued)

2.8 Properties under development for sale and completed properties for sale

Properties under development for sale and completed properties for sale are included in current assets at the lower of cost and net realisable value.

The costs of properties under development for sale and completed properties for sale consist of land costs, construction expenditures, borrowing costs capitalised and other direct costs. Net realisable value is based on estimated selling price in the ordinary course of business as determined by management with reference to the prevailing market conditions, less further costs expected to be incurred to completion and selling and marketing costs.

2.9 Goodwill

Goodwill arises on the acquisition of subsidiaries represents the excess of the consideration transferred, the amount of any non-controlling interests in the acquiree and the acquisition-date fair value of any previous equity interest in the acquiree over the fair value of the identified net assets acquired.

For the purpose of impairment testing, goodwill acquired in a business combination is allocated to each of the cash generating units ("CGUs"), or groups of CGUs, that is expected to benefit from the synergies of the combination. Each unit or group of units to which the goodwill is allocated represents the lowest level within the entity at which the goodwill is monitored for internal management purposes. Goodwill is monitored at the operating segment level.

Goodwill impairment reviews are undertaken annually or more frequently if events or changes in circumstances indicate a potential impairment. The carrying value of goodwill is compared to the recoverable amount, which is the higher of value in use and the fair value less costs to sell. Any impairment is recognised immediately as an expense and is not subsequently reversed.

2 主要會計政策概要(續)

2.8 可供出售之發展中物業及可供出售之已落成物業

可供出售之發展中物業及可供出售之已落成物業乃按成本值及可變現淨值兩者中的較低者列入流動資產內。

可供出售之發展中物業及可供出售之已落成物業之成本包括土地成本、建造開支、已資本化之借貸成本及其他直接成本。變現淨值乃於日常業務過程中管理層參照當時市況釐定的估計售價，減去預期至完工時產生的其他成本以及銷售及市場推廣費用計算。

2.9 商譽

商譽於收購附屬公司時產生，代表轉讓代價、於被購買方的任何非控股權益金額及於收購日期於被購買方的先前股權公平值超出本公司於已收購可識別資產淨值中之公平值。

就減值測試而言，於業務合併中收購的商譽被分配至預期受惠於合併之協同效應之各現金產生單位（「現金產生單位」）或一組現金產生單位。獲分配商譽之各單位或一組單位代表就內部管理目的而言，商譽被監察之實體之最低層面。商譽於營運分部層面被監察。

商譽減值審閱每年或倘出現事件或變動顯著出現潛在減值的情況下更頻密地進行。商譽的賬面值與可收回金額（即使用價值與公平值減銷售成本之較高者）比較。任何減值即時確認為開支，其後不會被撥回。

2 Summary of Significant Accounting Policies (Continued)

2.10 Impairment of assets

Assets that have an indefinite useful life are not subject to amortisation, which are at least tested annually for impairment and are reviewed for impairment whenever events or changes in circumstances indicate that the carrying amount may not be recoverable. Assets that are subject to amortisation are reviewed for impairment whenever events or changes in circumstances indicate that the carrying amount may not be recoverable. An impairment loss is recognised for the amount by which the asset's carrying amount exceeds its recoverable amount. The recoverable amount is the higher of an asset's fair value less costs to sell and value in use. For the purposes of assessing impairment, assets are grouped at the lowest levels for which there are separately identifiable cash flows (cash-generating units). Non-financial assets other than goodwill that suffered an impairment are reviewed for possible reversal of the impairment at each reporting date.

2.11 Financial assets

(i) Classification

From 1st January 2018, the Group classifies its financial assets in the following measurement categories:

- those to be measured subsequently at fair value (either through other comprehensive income ("OCI") or through profit or loss), and
- those to be measured at amortised cost.

The classification depends on the entity's business model for managing the financial assets and the contractual terms of the cash flows.

For assets measured at fair value, gains and losses will either be recorded in profit or loss or OCI. For investments in equity instruments that are not held for trading, this will depend on whether the Group has made an irrevocable election at the time of initial recognition to account for the equity investment at FVOCI.

The Group reclassifies debt investments when and only when its business model for managing those assets changes.

(ii) Recognition and derecognition

Regular purchases and sales of financial assets are recognised on trade-date, the date on which the Group commits to purchase or sell the assets. Financial assets are derecognised when the rights to receive cash flows from the financial assets have expired or have been transferred and the Group has transferred substantially all the risks and rewards of ownership.

2 主要會計政策概要(續)

2.10 資產減值

擁有無限可用年期之資產毋須攤銷，並於每年進行減值測試及每當出現事項或情況轉變顯示不可收回賬面值時檢討有否減值。受攤銷所限之資產在每當出現事項或情況轉變顯示賬面值不可收回時檢討有否減值。減值虧損按資產賬面值超出其可收回金額之金額確認。可收回金額為資產之公平值減銷售成本與使用價值之較高者。於評估減值時，資產將按可單獨識別現金流量之最低水平（現金產生單位）集中歸類。出現減值之非財務資產（商譽除外）將於各個呈報日期就減值是否有機會撥回進行檢討。

2.11 財務資產

(i) 分類

自二零一八年一月一日起，本集團將其財務資產分類為以下計量類別：

- 其後按公平值透過其他全面收入（「其他全面收入」）或損益列賬的財務資產；及
- 按攤銷成本計量的財務資產。

分類視乎實體管理財務資產及現金流量合約條款之業務模式而定。

就按公平值計量之資產而言，收益及虧損將計入損益或其他全面收入。就並非持作買賣之股本工具投資而言，其將取決於本集團在初始確認時是否不可撤銷地選擇將股權投資按公平值透過其他全面收入列賬。

當且僅當管理該等資產的業務模式發生變化時，本集團才會對債務投資進行重新分類。

(ii) 確認及終止確認

常規購買及出售之財務資產均於交易日（即本集團承諾購入或出售該等資產當日）確認。當從財務資產收取現金流量之權利已到期或已轉讓，而本集團已將擁有權之絕大部份風險和回報實際轉移時，財務資產即終止確認。

2 Summary of Significant Accounting Policies (Continued)

2.11 Financial assets (Continued)

(iii) Measurement

At initial recognition, the Group measures a financial asset at its fair value plus, in the case of a financial asset not at FVPL, transaction costs that are directly attributable to the acquisition of the financial asset. Transaction costs of financial assets carried at FVPL are expensed in profit or loss.

Financial assets with embedded derivatives are considered in their entirety when determining whether their cash flows are solely payment of principal and interest.

Debt instruments

Subsequent measurement of debt instruments depends on the Group's business model for managing the asset and the cash flow characteristics of the asset. There are three measurement categories into which the Group classifies its debt instruments:

- **Amortised cost:** Assets that are held for collection of contractual cash flows where those cash flows represent solely payments of principal and interest are measured at amortised cost. Interest income from these financial assets is included in finance income using the effective interest rate method. Any gain or loss arising on derecognition is recognised directly in profit or loss and presented in other gains, net together with foreign exchange gains and losses. Impairment losses are presented as separate line item in the income statement.
- **FVOCI:** Assets that are held for collection of contractual cash flows and for selling the financial assets, where the assets' cash flows represent solely payments of principal and interest, are measured at FVOCI. Movements in the carrying amount are taken through OCI, except for the recognition of impairment gains or losses, interest income and foreign exchange gains and losses which are recognised in profit or loss. When the financial asset is derecognised, the cumulative gain or loss previously recognised in OCI is reclassified from equity to profit or loss and recognised in other gains/(losses). Interest income from these financial assets is included in finance income using the effective interest rate method. Foreign exchange gains and losses are presented in other gains, net and impairment expenses are presented as separate line item in the income statement.
- **FVPL:** Assets that do not meet the criteria for amortised cost or FVOCI are measured at FVPL. A gain or loss on a debt investment that is subsequently measured at FVPL is recognised in profit or loss and presented net within other gains, net in the period in which it arises.

2 主要會計政策概要(續)

2.11 財務資產(續)

(iii) 計量

在初始確認時，本集團按公平值加上(若非按公平值透過損益列賬之財務資產)直接歸屬於購買財務資產之交易成本對財務資產進行計量。按公平值透過損益列賬之財務資產之交易成本乃於損益中支銷。

內含衍生工具之財務資產於釐定其現金流量是否純粹為支付本金及利息時會整體予以考慮。

債務工具

債務工具的後續計量視乎本集團管理資產之業務模式以及資產之現金流量特徵而定。本集團將其債務工具分為以下三種計量類別：

- **攤銷成本：**為收取合約現金流量而持有，且其現金流量純粹為支付本金及利息的資產按攤銷成本計量。有關財務資產的利息收入採用實際利率法計入財務收入。終止確認時產生的任何收益或虧損直接於損益確認，並與匯兌盈虧一同呈列於其他收益，淨額。減值虧損於收益表作為單獨項目呈列。
- **按公平值透過其他全面收入列賬：**為收取合約現金流量及出售財務資產而持有，且資產的現金流量純粹為支付本金及利息的資產按公平值透過其他全面收入列賬。賬面值變動計入其他全面收入，惟確認於損益的減值盈虧、利息收入及匯兌盈虧除外。在財務資產終止確認時，先前於其他全面收入確認的累計盈虧由權益重新分類至損益，並於其他收益/(虧損)中確認。來自有關財務資產的利息收入採用實際利率法計入財務收入。匯兌盈虧於其他收益，淨額呈列，減值開支則於收益表作為單獨項目呈列。
- **按公平值透過損益列賬：**不符合按攤銷成本及按公平值透過其他全面收入列賬的標準的資產按公平值透過損益列賬。於後續計量時按公平值透過損益列賬的債務投資的盈虧在其產生期間於損益確認，淨值於其他收益，淨額項下呈列。

2 Summary of Significant Accounting Policies (Continued)

2.11 Financial assets (Continued)

(iii) Measurement (Continued)

Equity instruments

The Group subsequently measures all equity investments at fair value. Where the Group's management has elected to present fair value gains and losses on equity investments in OCI, there is no subsequent reclassification of fair value gains and losses to profit or loss following the derecognition of the investment. Dividends from such investments continue to be recognised in profit or loss as other gains, net when the Group's right to receive payments is established.

Changes in the fair value of financial assets at FVPL are recognised in "other gains, net" in the statement of profit or loss as applicable. Impairment losses (and reversal of impairment losses) on equity investments measured at FVOCI are not reported separately from other changes in fair value.

(iv) Impairment

From 1st January 2018, the Group assesses on a forward looking basis the expected credit losses associated with its debt instruments carried at amortised cost and FVOCI. The impairment methodology applied depends on whether there has been a significant increase in credit risk.

For trade receivables, the Group applies the simplified approach permitted by HKFRS 9, which requires expected lifetime losses to be recognised from initial recognition of the receivables, see note 3.1(b) for further details.

2.12 Accounts receivable

Trade receivables are amounts due from customers for goods sold or services performed in the ordinary course of business. They are generally due for settlement within one year and therefore are all classified as current.

Trade receivables are recognised initially at the amount of consideration that is unconditional unless they contain significant financing components, when they are recognised at fair value. The group holds the trade receivables with the objective to collect the contractual cash flows and therefore measures them subsequently at amortised cost using the effective interest method. See note 19 for further information about the Group's accounting for trade receivables and note 3.1(b) for a description of the Group's impairment policies.

2 主要會計政策概要(續)

2.11 財務資產(續)

(iii) 計量(續)

股本工具

本集團其後按公平值計量所有股本投資。倘本集團管理層選擇於其他全面收入呈列股本投資之公平值收益及虧損，則於終止確認投資後不會將公平值收益及虧損重新分類至損益。來自有關投資之股息會於本集團之收款權利獲確立時繼續於損益中確認為其他收益，淨額。

按公平值透過損益列賬之財務資產公平值變動於損益表的「其他收益，淨額」內確認(倘適用)。按公平值透過其他全面收入列賬之股本工具減值虧損(及減值虧損的撥回)與其他公平值變動一同列報，而非作單獨項目列報。

(iv) 減值

自二零一八年一月一日起，本集團以前瞻性的基準評估按攤銷成本和按公平值透過其他全面收入列賬的債務工具的預期信貸虧損，並根據信貸風險是否出現重大增幅選用減值方法。

就貿易應收賬款而言，本集團應用香港財務報告準則第9號允許之簡易法，當中要求自初始確認應收款項起確認預期全期虧損。有關詳情參閱附註3.1(b)。

2.12 應收賬款

貿易應收賬款乃日常業務過程中就已售商品或已履行服務應收客戶的款項，一般於一年內到期結付，因此全部分類為流動。

貿易應收賬款初始確認為無條件的代價金額，除非該筆款項含有重大融資部分，於此情況下則按公平值確認。本集團持有貿易應收賬款以收取合約現金流，故於其後採用實際利率法按攤銷成本計量。有關本集團就貿易應收賬款採用的會計方法詳情，請參閱附註19；有關本集團減值政策的描述，請參閱附註3.1(b)。

2 Summary of Significant Accounting Policies (Continued)

2.13 Cash and cash equivalents

Cash and cash equivalents include cash on hand, deposits held at call with banks and other short-term highly liquid investments with original maturities of three months or less.

2.14 Share capital

Ordinary shares are classified as equity. Incremental costs directly attributable to the issue of new shares or options are shown in equity as a deduction, net of tax, from the proceeds.

Where any group company purchases the Company's equity share capital, the consideration paid, including any directly attributable incremental costs (net of income taxes), is deducted from equity attributable to the Company's equity holders until the shares are cancelled.

2.15 Borrowings

Borrowings are recognised initially at fair value, net of transaction costs incurred. Transaction costs are incremental costs that are directly attributable to the acquisition, issue or disposal of a financial asset or financial liability, including fees and commissions paid to agents, advisers, brokers and dealers, levies by regulatory agencies and securities exchanges, and transfer taxes and duties. Borrowings are subsequently stated at amortised cost; any difference between the proceeds (net of transaction costs) and the redemption value is recognised in the consolidated income statement over the period of the borrowings using the effective interest method.

2.16 Borrowing costs

General and specific borrowing costs directly attributable to the acquisition, construction or production of qualifying assets, which are assets that necessarily take a substantial period of time to get ready for their intended use or sale, are added to the cost of those assets, until such time as the assets are substantially ready for their intended use or sale.

Investment income earned on the temporary investment of specific borrowings pending their expenditure on qualifying assets is deducted from the borrowing costs eligible for capitalisation.

All other borrowing costs are recognised in profit or loss in the period in which they are incurred.

2 主要會計政策概要(續)

2.13 現金及現金等價物

現金及現金等價物包括手頭現金、銀行通知存款及其他原到期時間不超過三個月(含三個月)的短期高流動性投資。

2.14 股本

普通股份類為股本。發行新股或購股權直接應佔之新增成本乃於股本內列作所得款項(扣除稅項)之扣減。

倘任何集團成員公司購買本公司之權益股本，則所支付之代價(包括任何直接應佔之新增成本減去所得稅)乃從本公司股權持有人應佔股本中扣除，直至該等股份被註銷。

2.15 借貸

借貸初始按公平值(扣除已產生之交易成本)確認。交易成本為收購、發行或出售財務資產或財務負債直接應佔之新增成本，包括向代理、顧問、經紀及交易商支付之費用及佣金、監管代理機構及證券交易所徵收之款項及過戶登記稅項及稅款。借貸其後按已攤銷成本列賬；所得款項(扣除交易成本)與贖回價值間之任何差額於借貸期使用實際利率法於綜合收益表內確認。

2.16 借貸成本

可直接歸屬且需經較長時間的收購、建造或生產活動方能達至預定可使用或出售狀態的合資格資產的一般及特定借貸成本，計入該等資產的成本，直至達至其預定可使用或出售狀況為止。

尚未使用於合資格資產的特定借貸作短期投資賺取的投資收入，於合資格資本化的借貸成本中扣除。

所有其他借貸成本於其產生期間於損益確認。

2 Summary of Significant Accounting Policies (Continued)

2.16 Borrowing costs (Continued)

Borrowing costs include interest expense, finance charges in respect of finance lease and exchange differences arising from foreign currency borrowings to the extent that they are regarded as an adjustment to interest costs. The exchange gains and losses that are an adjustment to interest costs include the interest rate differential between borrowing costs that would be incurred if the entity had borrowed funds in its functional currency, and the borrowing costs actually incurred on foreign currency borrowings. Such amounts are estimated based on forward currency rates at the inception of the borrowings.

When the construction of the qualifying assets takes more than one accounting period, the amount of foreign exchange differences eligible for capitalisation is determined for each annual period and are limited to the difference between the hypothetical interest amount for the aforesaid functional currency borrowings and the actual interest incurred for foreign currency borrowings. Foreign exchange differences that did not meet the criteria for capitalisation in previous years are included in other gains, net and are not capitalised in subsequent years.

The difference between the carrying amount of a financial liability extinguished or transferred to another party and the consideration paid, including any non-cash assets transferred or liabilities assumed, shall be recognised in profit or loss.

2.17 Current and deferred income tax

The tax expense for the year comprises current tax and deferred tax. Tax is recognised in the consolidated income statement, except to the extent that it relates to items recognised in other comprehensive income or directly in equity. In this case the tax is also recognised in other comprehensive income or directly in equity, respectively.

The current income tax charge is calculated on the basis of the tax laws enacted or substantively enacted at the balance sheet date in the countries where the Company and its subsidiaries, associates and joint ventures operate and generate taxable income. Management periodically evaluates positions taken in tax returns with respect to situations in which applicable tax regulation is subject to interpretation. It establishes provisions where appropriate on the basis of amounts expected to be paid to the tax authorities.

2 主要會計政策概要(續)

2.16 借貸成本(續)

借貸成本包括利息費用、融資租賃的融資費用和被視為對利息費用的調整的外幣借款匯兌差額。作為利息費用的調整項目的匯兌收益和損失包括主體以功能貨幣借入資金本應發生的借貸成本與外幣借貸實際發生的借貸成本之間的利率差額。該等金額根據貸款開始日的遠期貨幣匯率估計。

如果合資格資產的建造期跨越一個以上會計期間，符合資本化條件的匯兌差額在每一年度期間確定，且該金額以上述功能貨幣借貸的虛擬利息金額與外幣借貸實際發生的利息之間的差額為限。以前年度不符合資本化條件的匯兌差額已包含於其他收益，淨額內，且在後續年度不得予以資本化。

終止確認財務負債賬面值或將其轉移至另一方與已支付代價(包括任何非現金資產轉讓或負債承擔)之間的差額於損益中確認。

2.17 即期及遞延所得稅

年內稅項費用包括即期稅項及遞延稅項。稅項均於綜合收益表確認，惟如有關稅項與於其他全面收入確認或直接於權益內確認之項目相關之情況則除外。在此情況下，稅項亦分別於其他全面收入確認或直接於權益中確認。

即期所得稅開支乃按結算日本公司及其附屬公司、聯營公司及合營公司經營業務及產生應課稅收入所在國家已頒佈或實質已頒佈之稅法計算。管理層定期評估適用稅法須受到相關詮釋規限情況下之納稅申報狀況，並在適當情況下按預期將支付稅務機關的款項基準計提撥備。

2 Summary of Significant Accounting Policies (Continued)

2.17 Current and deferred income tax (Continued)

Deferred income tax is provided in full, using the liability method, on temporary differences arising between the tax bases of assets and liabilities and their carrying amounts in the consolidated financial statements. However, if the deferred income tax arises from initial recognition of an asset or liability in a transaction other than a business combination that at the time of the transaction affects neither accounting nor taxable profit or loss, it is not accounted for. Deferred income tax is determined using tax rates and laws that have been enacted or substantively enacted by the balance sheet date and are expected to apply when the related deferred income tax asset is realised or the deferred income tax liability is settled.

Deferred income tax assets are recognised to the extent that it is probable that future taxable profit will be available against which the temporary differences can be utilised.

Deferred income tax is provided on temporary differences arising on investments in subsidiaries, associates and joint ventures, except where the timing of the reversal of the temporary difference is controlled by the Group and it is probable that the temporary difference will not reverse in the foreseeable future.

Deferred income tax assets and liabilities are offset when there is a legally enforceable right to offset current tax assets against current tax liabilities and when the deferred income taxes assets and liabilities relate to income taxes levied by the same taxation authority on either the taxable entity or different taxable entities where there is an intention to settle the balances on a net basis.

2.18 Employee benefits

Group companies operate defined contribution plans only. The Group pays contributions to publicly or privately administered pension insurance plans on a mandatory or contractual basis. The Group has no further payment obligations once the contributions have been paid. The contributions are recognised as employee benefit expense when they are due. Prepaid contributions are recognised as an asset to the extent that a cash refund or a reduction in the future payments is available.

2 主要會計政策概要(續)

2.17 即期及遞延所得稅(續)

遞延所得稅乃利用負債法就資產與負債之稅基與彼等在綜合財務報表之賬面值兩者之暫時差額作全數撥備。然而，若遞延所得稅來自在交易(不包括業務合併)中對資產或負債的初始確認，而在交易時不影響會計損益或應課稅盈虧，則不作記賬。遞延所得稅採用在結算日前已頒佈或實質頒佈，並在有關之遞延所得稅資產變現或遞延所得稅負債結算時預期將會適用之稅率及法例而釐定。

遞延所得稅資產乃就有可能將未來應課稅溢利與可動用之暫時差額抵銷而確認。

遞延所得稅會就有關在附屬公司、聯營公司及合營公司之投資所產生之暫時差額而撥備，但假若本集團可控制暫時差額之撥回，並有可能在可預見未來不會撥回則除外。

當存在法律上可執行權利以將本期稅項資產抵銷本期稅項負債，以及當遞延收入稅項資產及負債乃關於同一稅務機關對應課稅實體或不同應課稅實體(而其有意按淨額基準償付餘款)所徵收之所得稅時，遞延所得稅資產可抵銷負債。

2.18 僱員福利

本集團屬下公司僅設有界定供款計劃。本集團向公營或私人管理退休保險計劃作出強制或合約性質供款。作出供款後，本集團毋須作進一步供款承擔。該等供款會於到期支付時確認為僱員福利開支。可提供現金退還或扣減未來付款之預付供款會確認為資產。

2 Summary of Significant Accounting Policies (Continued)

2.19 Provisions

Provisions are recognised when: the Group has a present legal or constructive obligation as a result of past events; it is probable that an outflow of resources will be required to settle the obligation; and the amount has been reliably estimated. Provisions are not recognised for future operating losses.

Where there are a number of similar obligations, the likelihood that an outflow will be required in settlement is determined by considering the class of obligations as a whole. A provision is recognised even if the likelihood of an outflow with respect to any one item included in the same class of obligations may be small.

2.20 Revenue recognition

Revenue comprises the fair value of the consideration received or receivable for the sales of properties and services rendered in the ordinary course of the Group's activities. Revenue is recognised as follows:

(a) Sale of properties

Revenue is recognised when or as the control of the asset is transferred to the customer. Depending on the terms of the contract and the laws that apply to the contract, control of the asset may be transferred over time or at a point in time. If properties have no alternative use to the Group contractually and the Group has an enforceable right to payment from the customers for performance completed to date, the Group satisfies the performance obligation over time and therefore, recognises revenue over time in accordance with the input method for measuring progress. Otherwise, revenue is recognised at a point in time when the customer obtains control of the completed property.

The progress towards complete satisfaction of the performance obligation is measured based on the Group's efforts or inputs to the satisfaction of the performance obligation, by reference to the contract costs incurred up to the end of reporting period as a percentage of total estimated costs for each contract.

For property development and sales contract for which the control of the property is transferred at a point in time, revenue is recognised when the customer obtains the physical possession or the legal title of the completed property and the Group has present right to payment and the collection of the consideration is probable.

In determining the transaction price, the Group adjusts the promised amount of consideration for the effect of a financing component if it is significant.

2 主要會計政策概要(續)

2.19 撥備

在出現以下情況時作出撥備：本集團因已發生的事件而產生現有的法律或推定責任；可能需要有資源流出以償付責任；金額已經可靠估計。未來經營虧損概不作撥備。

如有多項類似責任，其需要在償付中流出資源的可能性是根據責任的類別作整體考慮。即使在同一責任類別所包含的任何一個項目相關的資源流出的可能性極低，仍須確認撥備。

2.20 收益確認

收益包括於本集團一般業務中出售物業及提供服務已收或應收之代價之公平值。收益確認如下：

(a) 物業銷售

收益於資產控制權轉移予客戶時確認。視乎合約條款及適用於合約的法律，資產的控制權可能於一段時間或某一時間點轉移。倘物業在本集團的履約過程中沒有其他用途，且本集團有可強制執行的權利就累計至今已完成的履約部份收取款項，本集團將根據計量進度之投入法，按整個合約期間已完成履約義務的進度確認收益。否則，收益會在當客戶獲得已完成物業的控制權時在某一時點確認。

完成履約義務的進度的計量乃基於本集團為完成履約義務而付出的努力或投入，並參考截至報告期末產生的合約成本佔各項合約估計總成本的比例。

對於在某一時點轉移物業控制權的物業開發銷售合約而言，收益於客戶實際持有已落成物業或擁有已落成物業的法定擁有權、且本集團已獲得現時的付款請求權並很可能收回代價時確認。

在確定交易價格時，若融資成份重大，本集團將根據融資成份的影響來調整承諾代價金額。

2 Summary of Significant Accounting Policies
(Continued)

2.20 Revenue recognition (Continued)

(b) Rental income

Rental income is recognised on a straight-line basis over the period of the relevant leases.

(c) Property management fees

Property management fees are recognised when the services are rendered.

(d) Hotel operations

Revenue from hotel operations is recognised upon provision of services.

(e) Interest income

Interest income is recognised on a time-proportion basis using the effective interest method.

(f) Government grants

A government grant is recognised when there is reasonable assurance that the Group will comply with the conditions attaching with it and that the grant will be received.

Grants relating to income are deferred and recognised in the consolidated income statement over the period necessary to match them with the costs they are intended to compensate. Grants relating to the purchase of properties and equipment are included in non-current liabilities as deferred income and are credited to the consolidated income statement on a straight-line basis over the expected lives of the related assets. Amounts received for which the earning process has not been completed are accounted for as deferred revenue.

(g) Dividend income

Dividend income is recognised when the right to receive payment is established.

2 主要會計政策概要(續)

2.20 收益確認(續)

(b) 租金收入

租金收入按有關租賃期限以直線法確認。

(c) 物業管理費

物業管理費於提供服務時確認。

(d) 酒店營運

酒店營運收益於提供服務時確認。

(e) 利息收入

利息收入採用實際利率法按時間比例確認。

(f) 政府補助

政府補助於可合理地確定將會收取而本集團符合所有相關條件時確認入賬。

有關收入之補助均會於符合擬彌償成本所需之期間遞延並在綜合收益表確認入賬。有關購入物業及設備之補助計入非流動負債為遞延收入，在相關資產之預計年內以直線基準計入綜合收益表內。賺取收益過程尚未完成的已收款項入賬列作遞延收入。

(g) 股息收入

股息收入在收取款項的權利確定時確認。

2 Summary of Significant Accounting Policies (Continued)

2.21 Leasing

Leases are classified as finance leases whenever the terms of the lease transfer substantially all the risks and rewards of ownership to lessee. All other leases are classified as operating leases.

The Group as lessee

- (a) The Group is the lessee other than operating lease of land use rights

Payments made under operating leases (net of any incentives received from the lessor) are charged to the consolidated income statement on a straight-line basis over the period of the leases.

- (b) The Group is the lessee under operating lease of land use rights

The Group made upfront payments to obtain operating leases of land use rights for property development.

For land use rights to be developed for investment properties which are measured at fair values, the upfront payments are included in the cost of investment properties and accounted for as finance lease (Note 2.7).

For land use rights to be developed for hotel properties and self-use buildings, the upfront payments are separately recorded as assets and amortised over the periods of the land use rights on a straight-line basis. During the period of time that is required to develop the properties for their intended use, the land amortisation is capitalised as the cost of construction-in-progress. During other periods, the land amortisation is charged to the consolidated income statement.

For land use rights to be developed for properties for sale, the upfront payments are included as properties under development for sale or completed properties for sale.

The Group as lessor

Amounts due from lessees under finance leases are recorded as receivables at the amount of the Group's net investment in the leases. Finance lease income is allocated to accounting periods so as to reflect a constant periodic rate of return on the Group's net investment outstanding in respect of the leases. Rental income from operating leases is recognised in consolidated income statement on a straight-line basis over the term of the relevant leases. Initial direct costs incurred in negotiating and arranging an operating lease are added to the carrying amount of the leased asset and recognised as an expense on the straight-line basis over the lease term.

2 主要會計政策概要(續)

2.21 租賃

當租賃的條款將絕大部分所有權風險及回報轉移予承租人，該租賃被分類為融資租賃。所有其他租賃則被分類為經營租賃。

本集團作為承租人

- (a) 本集團為承租人(土地使用權經營租賃除外)

根據經營租賃支付的款項(扣除收取出租人的任何獎勵)於租賃期內以直線法在綜合收益表支銷。

- (b) 本集團為土地使用權經營租賃下之承租人

本集團就物業發展獲取土地使用權之經營租賃需預先支付款項。

用作發展投資物業的土地使用權按公平值計量，而所支付款項則計入投資物業的成本並入賬列為融資租賃(附註2.7)。

用作發展酒店物業及自用樓宇之土地使用權，所付款項分開記錄為資產並於土地使用權期內以直線法攤銷。於按其擬定用途發展物業之期間，土地攤銷會被資本化以作為在建工程之成本。於其他期間，土地攤銷於綜合收益表中支銷。

有關發展作銷售用途的物業所使用的土地使用權，預付支付款項計入可供出售之發展中物業或可供出售之已落成物業。

本集團作為出租人

融資租賃下應收承租人之款項入賬為本集團於租賃的淨投資之應收賬款。融資租賃收入分配至會計期間，以反映本集團就租賃之尚餘淨投資的固定定期回報率。經營租賃的租金收入以直線法於租期內在綜合收益表內確認。磋商及安排經營租賃產生之初步直接成本加入至已租賃資產賬面值，並以直線法於租期內確認為開支。

2 Summary of Significant Accounting Policies (Continued)

2.22 Insurance contracts

The Group regards its financial guarantee contracts in respect of mortgage facilities provided to certain property purchasers and guarantees provided to its joint ventures and subsidiaries as insurance contracts.

The Group assesses at each balance sheet date the liabilities under its insurance contracts using current estimates of future cash flows. Changes in carrying amount of these insurance liabilities are recognised in the consolidated income statement.

2.23 Dividend distribution

Dividend distribution to the Company's shareholders is recognised as a liability in the Group's and the Company's financial statements in the period in which the dividends are approved by the Company's shareholders.

3 Financial Risk Management

3.1 Financial risk factors

The Group's activities expose it to a variety of financial risks: foreign exchange risk, credit risk, liquidity risk and cash flow and fair value interest-rate risk. The Group's overall risk management policy focuses on the unpredictability of financial markets and seeks to minimise potential adverse effect on the Group's financial performance. The Group regularly monitors its exposure and currently considers not necessary to hedge any of these financial risks.

(a) Foreign exchange risk

Foreign exchange risks as defined by HKFRS 7 arise on account of monetary assets and liabilities being denominated in a currency that is not the functional currency; differences resulting from the translation of financial statements into the Group's presentation currency are not taken into consideration.

Majority of the Group's subsidiaries operate in Mainland China, with most of the transactions denominated in Renminbi. The Group is exposed to foreign exchange risk arising from the exposure of Renminbi against US dollar and Hong Kong dollar. It has not hedged its foreign exchange rate risk.

In addition, the conversion of Renminbi into foreign currencies is subject to the rules and regulations of the foreign exchange control promulgated by the Mainland China government.

2 主要會計政策概要(續)

2.22 保險合約

本集團將有關給予若干物業買家之按揭信貸及給予其合營公司及附屬公司之擔保之財務擔保合約視為保險合約。

本集團會於各結算日利用現時對未來現金流量之估計評估其於保險合約下之責任。此等保險責任之賬面值變動會於綜合收益表確認。

2.23 股息分派

向本公司股東分派的股息在股息獲本公司股東批准的期間內於本集團及本公司的財務報表內列為負債。

3 財務風險管理

3.1 財務風險因素

本集團之業務令其承受多種財務風險：外匯風險、信貸風險、流動資金風險及現金流及公平值利率風險。本集團的整體風險管理政策專注於金融市場的不可預測性，並力求減低對本集團財務表現的潛在不利影響。本集團定期監察其承受風險情況，並認為至目前為止無須為任何此等財務風險進行對沖。

(a) 外匯風險

香港財務報告準則第7號所界定之外匯風險乃因以功能貨幣以外之貨幣計值之貨幣資產及負債而產生；但並無計及因將財務賬目換算為本集團之呈列貨幣所產生之匯兌差額。

本集團大部份附屬公司均於中國大陸經營，而大部份交易均以人民幣計值。本集團須承受之外匯風險由人民幣兌美元及港元匯率引致。本集團並無就外幣匯率風險作出對沖。

此外，將人民幣換算為外幣須受中國大陸政府所頒佈之外匯管制規則及規例監管。

3 Financial Risk Management (Continued)

3.1 Financial risk factors (Continued)

(a) Foreign exchange risk (Continued)

At 31st December 2018, if Renminbi had weakened/strengthened by one percentage-point against US dollar with all other variables held constant (assuming no capitalisation of exchange difference), post-tax profit for the year would have been HK\$1.9 million higher/lower (2017: HK\$0.9 million higher/lower), mainly as a result of foreign exchange gains/losses on translation of US dollar denominated bank deposits.

At 31st December 2018, if RMB had weakened/strengthened by one percentage-point against Hong Kong dollar with all other variables held constant (assuming no capitalisation of exchange difference), post-tax profit for the year would have been HK\$29.6 million lower/higher (2017: HK\$17.8 million lower/higher), mainly as a result of foreign exchange losses/gains on translation of HK dollar denominated bank deposits and borrowings.

(b) Credit risk

The Group's credit risk is primarily attributable to deposits with banks and financial institutions and credit exposures to customers, loan receivables, due from a joint venture and due from related companies. The Group has credit policies in place and exposures to these credit risks are monitored on an ongoing basis.

The Group considers the probability of default upon initial recognition of assets and whether there has been a significant increase in credit risk on an ongoing basis throughout the reporting period. To assess whether there is a significant increase in credit risk, the Group compares the risk of default occurring on the asset as at the reporting date with the risk of default as at the date of initial recognition. The Group also considers all reasonable and supportive forwarding looking information which is available, including actual or expected significant adverse changes in business, financial or economic conditions that are expected to cause a significant change to the debtor's ability to meet its obligations.

The Group has 3 types of assets that are subject to the expected credit loss model:

- Cash and cash equivalents
- Accounts receivable and contract assets
- Other financial assets at amortised costs

In addition, the exposure arising from financial guarantee provided to purchasers are also subject to the expected credit loss model.

3 財務風險管理(續)

3.1 財務風險因素(續)

(a) 外匯風險(續)

於二零一八年十二月三十一日，倘人民幣兌美元下跌／上升1個百分點，而所有其他變數保持不變(假設概無資本化匯兌差額)，則年度除稅後溢利將增加／減少1.9百萬港元(二零一七年：增加／減少0.9百萬港元)，主要是由於換算以美元計值之銀行存款而產生外匯收益／虧損所致。

於二零一八年十二月三十一日，倘人民幣兌港元下跌／上升1個百分點，而所有其他變數保持不變(假設概無資本化匯兌差額)，則年度除稅後溢利將減少／增加29.6百萬港元(二零一七年：減少／增加17.8百萬港元)，主要是由於換算以港元計值之銀行存款及借貸而產生外匯虧損／收益所致。

(b) 信貸風險

本集團之信貸風險主要是由銀行及財務機構存款及客戶、應收貸款、應收合營公司之款項及應收關連公司之款項的信貸風險所引致。本集團已制定信貸政策並持續監控該等信貸風險。

本集團認為於資產初步確認後可能發生違約，並持續評估報告期內信貸風險是否顯著增加。為評估信貸風險是否顯著增加，本集團將截至報告日期資產違約風險與初始確認日期的違約風險進行比較。本集團亦會考慮所有可用、合理及具支持性的前瞻性資料，包括預期會導致債務人履行其責任的能力發生重大變動的業務、財務或經濟狀況的實際或預期重大變動。

本集團有三類資產須受預期信貸虧損模型所規限：

- 現金及現金等價物
- 應收賬款及合約資產
- 其他按攤銷成本計量之財務資產

另外，由提供財務擔保予買家所產生的相關風險亦受預期信貸虧損模型所規限。

3 Financial Risk Management (Continued)

3.1 Financial risk factors (Continued)

(b) Credit risk (Continued)

Cash and cash equivalents

The Group manages its deposits with banks and financial institutions by monitoring credit ratings. At 31st December 2018, deposits with banks amounted to HK\$7,939 million (2017: HK\$5,801 million) were placed with a number of international/national/provincial/municipal financial institutions with sound credit ratings.

Accounts receivable and contract assets

The Group applies the HKFRS 9 simplified approach to measuring expected credit losses which uses a lifetime expected loss allowance for all accounts receivable and contract assets. In respect of credit exposures to customers, the Group normally receives deposits or progress payments from sales of residential properties prior to completion of the sales transactions, and bills customers in advance for property management services. As the Group's historical credit loss experience does not indicate different loss patterns for different customer segments, the loss allowance based on past due status is not further distinguished between the Group's different customer bases. The expected loss rates are based on the payment profiles over the past years. In respect of the accounts receivable for the Group's property management business, the expected credit loss rate applicable to the balances over one year is 64%. These rates are adjusted to reflect the current and forward-looking information on economic condition.

Accounts receivable and contract assets are written off when there is no reasonable expectation of recovery. Indicators that there is no reasonable expectation of recovery include, amongst others, the failure of a debtor to engage in a repayment plan with the Group, and a failure to make contractual payments for a period of greater than the credit term. Impairment losses on accounts receivable and contract assets are presented as net impairment losses within operating profit. Subsequent recoveries of amounts previously written off are credited against the same line item.

Other financial assets at amortised cost

Other financial assets at amortised cost include loan receivables, due from a joint venture and due from related companies.

Loan receivables are considered to have low credit risks as the amounts are secured by various lands and properties.

The Group monitors the exposure to credit risk in respect of amounts due from a joint venture and related companies through jointly controlling their financial and operating policy decisions and reviewing their financial positions on a regular basis.

3 財務風險管理(續)

3.1 財務風險因素(續)

(b) 信貸風險(續)

現金及現金等價物

本集團透過監控信貸評級管理其銀行及財務機構之存款。於二零一八年十二月三十一日，銀行存款7,939百萬港元(二零一七年：5,801百萬港元)乃存置於具良好信貸評級之多家國際／全國性／省級／市級財務機構。

應收賬款及合約資產

本集團採用香港財務報告準則第9號簡化法計量預期信貸虧損，並就所有應收賬款及合約資產使用全期預期虧損撥備。就客戶之信貸風險而言，本集團通常於完成有關交易前就出售住宅物業銷售而收取按金或進度款項，並於提供物業管理服務前向客戶開立賬單。由於本集團過往的信貸虧損經驗並未將不同客戶群的不同損失模式分類，因此根據逾期狀況計提的虧損撥備不會根據本集團的不同客戶基礎進一步區分。預期虧損率基於往年的付款概況。就本集團物業管理業務的應收賬款而言，適用於逾期超過一年的結餘預期信貸虧損率為64%。我們將調整該等虧損率以反映目前及前瞻性經濟狀況資料。

當不存在可收回的合理預期時，本集團會撇銷應收賬款及合約資產。不存在可收回的合理預期的指標包括(其中包括)債務人無法與本集團達成還款計劃及無法於較信貸期為長的期間內作出合約付款。應收賬款及合約資產之減值虧損於經營溢利內呈列為減值虧損淨額。最終收回的先前已撇銷金額則計入相同條目內。

其他按攤銷成本計量之財務資產

其他按攤銷成本計量之財務資產包括應收貸款、應收一間合營公司之款項及應收關連公司之款項。

由於應收貸款以各種土地及物業的抵押，信貸風險較低。

本集團通過共同控制合營公司及關連公司之財務及經營政策決定並定期檢討其財務狀況，監察應收一間合營公司及關連公司之款項的信貸風險。

3 Financial Risk Management (Continued)

3.1 Financial risk factors (Continued)

(b) Credit risk (Continued)

Other financial assets at amortised cost (Continued)

The Group has arranged bank financing for certain purchasers of property units and has provided guarantees to secure the purchasers' obligations for repayments. If a purchaser defaults on the payment of its mortgage during the term of the guarantee, the bank holding the mortgage may demand the Group to repay the outstanding amount under the loan and any accrued interest thereon. Under such circumstances, the Group is able to retain the property sales proceeds received from the customers and sell the property to recover any amounts paid by the Group to the bank. In this regard, the Directors of the Company consider that the Group's credit risk is minimal.

The maximum exposure to credit risk is represented by the carrying amount of each financial asset (other than equity securities included in financial assets at fair value through other comprehensive income and financial assets at fair value through profit or loss) in the balance sheet after deducting any impairment allowance, and guarantees provided to third parties.

Based on the above assessment, management considered that the expected credit loss is minimal and the directors are of the opinion that the risk of default by counterparties is low.

(c) Liquidity risk

In managing the liquidity risk, the Group regularly and closely monitors its current and expected liquidity requirements to maintain its rolling cash flow at a level which is considered adequate by the Group to finance the Group's operations and to maintain sufficient cash to meet its business development requirements.

Management has periodically prepared cash flow projections and the Group has a number of alternative plans to offset the potential impact on the Group's business development and current operation, should there be circumstances that the anticipated cash flow may be affected by any unexpected changes in global/Mainland China economic conditions. The Company's directors consider that the Group will be able to maintain sufficient financial resources to meet its needs.

3 財務風險管理(續)

3.1 財務風險因素(續)

(b) 信貸風險(續)

其他按攤銷成本計量之財務資產(續)

本集團已為若干物業單位之買家安排銀行融資，並提供擔保以確保買家承擔還款之責任。倘買家於擔保期限內違反按揭還款責任，則持有按揭之銀行可能會要求本集團償還貸款之未償還款項及其任何應計利息。在該等情況下，本集團可保留自客戶收取之物業銷售所得款項並出售物業以收回任何本集團支付予銀行之款項。就此而言，本公司董事認為，本集團之信貸風險已降至最低。

信貸風險的最大風險來自扣除任何減值撥備後，資產負債表中各項財務資產(除按公平值透過其他全面收入列賬之財務資產中的股本證券及按公平值透過損益列賬之財務資產)的賬面值，以及向第三方提供的擔保。

基於上述評估，管理層認為預期信貸虧損已降至最低，而董事認為交易對手違約風險較低。

(c) 流動資金風險

管理流動資金風險時，本集團定期並密切監控其現時及預期流動資金需求，以維持其滾存現金流量在本集團認為足夠之水平，以為本集團業務運作提供資金，以及維持足夠現金應付其業務發展所需。

管理層定期編製現金流量預測，且本集團備有不同方案，一旦全球/中國大陸經濟出現突變而對預期的現金流產生影響，該等方案可抵銷事件對本集團業務發展及目前經營的影響。本公司董事認為本集團將能維持足夠的財務資源，應付其營運所需。

3 Financial Risk Management (Continued)

3.1 Financial risk factors (Continued)

(c) Liquidity risk (Continued)

The table below analyses the Group's financial liabilities by relevant maturity groupings based on the remaining period at the balance sheet date to the contractual maturity dates. The amounts disclosed in the table are the contractual undiscounted cash flows.

| | | Less than 1 year 1年內 HK\$'000 千港元 | Between 1 and 2 years 1至2年 HK\$'000 千港元 | Between 2 and 5 years 2至5年 HK\$'000 千港元 | Over 5 years 超過5年 HK\$'000 千港元 |
|---|------------------------------|---|---|---|--|
| At 31st December 2018 | 於二零一八年 十二月三十一日 | | | | |
| Borrowings (including interests) | 借貸(包含利息) | 16,142,328 | 15,526,219 | 27,200,663 | 3,868,439 |
| Accounts payable and accruals and other payables (Note) | 應付賬款、應計款項 及其他應付款項 (附註) | 13,650,378 | — | — | — |
| Land cost payable | 應付土地成本 | 4,996 | 88,310 | — | — |
| Due to an associate | 應付一間聯營公司之 款項 | 6,299 | — | — | — |
| Due to related companies | 應付關連公司之款項 | 260,654 | — | — | — |
| Due to joint ventures | 應付合營公司之款項 | 2,773,349 | — | — | — |
| Due to non-controlling interests | 應付非控制性權益之 款項 | — | — | — | 514,605 |
| | | 32,838,004 | 15,614,529 | 27,200,663 | 4,383,044 |
| At 31st December 2017 | 於二零一七年 十二月三十一日 | | | | |
| Borrowings (including interests) | 借貸(包含利息) | 14,666,877 | 16,245,325 | 24,549,538 | 6,455,407 |
| Accounts payable and accruals and other payables (Note) | 應付賬款、應計款項 及其他應付款項 (附註) | 11,600,759 | — | — | — |
| Land cost payable | 應付土地成本 | 5,327 | 92,830 | — | — |
| Due to an associate | 應付一間聯營公司之 款項 | 6,603 | — | — | — |
| Due to related companies | 應付關連公司之款項 | 223,907 | — | — | — |
| Due to joint ventures | 應付合營公司之款項 | 3,208,176 | — | — | — |
| Due to non-controlling interests | 應付非控制性權益之 款項 | — | — | — | 539,409 |
| | | 29,711,649 | 16,338,155 | 24,549,538 | 6,994,816 |

Note: Excluding other taxes payable.

The table above excludes guarantees given to banks for mortgage facilities granted to certain buyers of the Group's properties (see Notes 3.1(b) and 40) as management considers the likely crystallisation of the guarantees to be as minimal.

3 財務風險管理(續)

3.1 財務風險因素(續)

(c) 流動資金風險(續)

下表顯示按相關到期組別劃分之本集團財務負債，根據由結算日至合約到期日之剩餘期間進行分析。表內所披露之金額為合約性未貼現現金流量。

附註：不包括其他應付稅項。

上表不包括就授予本集團物業之若干買家之按揭貸款而向銀行作出之擔保(參見附註3.1(b)及40)，原因為管理層認為有關履行擔保之可能性已降至最低。

3 Financial Risk Management (Continued)

3.1 Financial risk factors (Continued)

(d) Cash flow and fair value interest-rate risk

The Group's interest-rate risk arises from interest bearing bank deposits/balances, borrowings and advances from/to joint ventures. Bank deposits/balances and borrowings issued at variable rates expose the Group to cash flow interest-rate risk. Borrowings issued at fixed rates expose the Group to fair value interest-rate risk. The Group has not hedged its cash flow and fair value interest-rate risk.

At 31st December 2018, if interest rates had increased/decreased by one percentage-point and all other variables were held constant, the net finance income (after taking into account the interest expenses capitalised in the properties under development, investment properties and construction-in-progress) would increase/decrease the Group's post-tax profit by approximately HK\$53 million (2017: HK\$35 million).

3.2 Capital risk management

The Group's objectives when managing capital are to safeguard the Group's ability to continue as a going concern in order to provide returns for equity owners and benefits for other stakeholders and to maintain an optimal capital structure to reduce the cost of capital.

In order to maintain or adjust the capital structure, the Group may adjust the amount of dividends paid to equity owners, issue new shares or sell assets to reduce debt.

The Group monitors capital based on gearing ratio. Gearing ratio is calculated as net debt divided by total equity as shown in the consolidated balance sheet. Net debt is calculated as total borrowings (including current and non-current borrowings, as shown in the consolidated balance sheet) less pledged/charged bank deposits and cash and cash equivalents.

3 財務風險管理(續)

3.1 財務風險因素(續)

(d) 現金流及公平值利率風險

本集團之利率風險乃由有息銀行存款／結餘、借貸及應收／應付合營公司墊款產生。銀行存款／結餘及以浮動利率發放之借貸令本集團承受現金流利率風險。而以固定利率發放之借貸則令本集團承受公平值利率風險。本集團並無就其現金流及公平值利率風險作出對沖。

於二零一八年十二月三十一日，倘利率上升／下降1個百分點，而所有其他變數保持不變，則財務收入淨額(計入發展中物業、投資物業及在建工程中已資本化之利息開支)將會使本集團之稅後溢利上升／下降約53百萬港元(二零一七年：35百萬港元)。

3.2 資金風險管理

本集團管理資本之目標乃保障本集團能夠繼續根據持續基準經營，從而為股權持有人創造回報並使其他利益相關者受惠，以及維持最佳資本架構以降低資本成本。

本集團可透過調整派付予股權持有人之股息數額、發行新股或出售資產減少債務，藉以維持或調整資本架構。

本集團按資本負債比率基準監控資本。資本負債比率乃以負債淨額除以綜合財務狀況表所示的權益總額計算。負債淨額乃以總借貸(包括綜合財務狀況表所示之流動及非流動借貸)減已抵押／押記銀行存款及現金及現金等價物計算。

3 Financial Risk Management (Continued)

3.2 Capital risk management (Continued)

The gearing ratios at 31st December 2018 and 2017 were as follows:

| | | 2018 二零一八年 HK\$'000 千港元 | 2017 二零一七年 HK\$'000 千港元 |
|---|-----------------------|----------------------------------|----------------------------------|
| Total borrowings | 總借貸 | 55,101,143 | 53,189,787 |
| Less: pledged/charged bank deposits and cash and cash equivalents | 減：已抵押／押記銀行存款及現金及現金等價物 | (7,939,890) | (5,802,832) |
| Net debt | 負債淨額 | 47,161,253 | 47,386,955 |
| Total equity | 權益總額 | 67,773,635 | 66,237,658 |
| Gearing ratio | 資本負債比率 | 70% | 72% |

The decrease in the gearing ratio was mainly attributable to the increase in bank deposits.

3.3 Fair value estimation

The table below analyses financial instruments carried at fair value, by valuation method. The different levels have been defined as follows:

- Quoted prices (unadjusted) in active markets for identical assets or liabilities (Level 1).
- Inputs other than quoted prices included within Level 1 that are observable for the asset or liabilities, either directly (that is, as prices) or indirectly (that is, derived from prices) (Level 2).
- Inputs for the assets or liabilities that are not based on observable market data (that is, unobservable inputs) (Level 3).

3 財務風險管理(續)

3.2 資金風險管理(續)

於二零一八年及二零一七年十二月三十一日之資本負債比率如下：

資本負債比率下降主要由於銀行存款增加所致。

3.3 公平值估算

下表以估值法分析按公平值計量之金融工具。不同級別之定義如下：

- 就相同資產或負債於活躍市場之報價(未調整)(第1級)。
- 就資產或負債可觀察之直接輸入數據(即如價格)或間接輸入數據(即自價格所計算者)(包括於第1級內的報價除外)(第2級)。
- 就資產或負債而言並非根據可觀察市場數據之輸入數據(即不可觀察數據)(第3級)。

3 Financial Risk Management (Continued)

3.3 Fair value estimation (Continued)

The following table presents the Group's financial assets that are measured at fair value at 31st December 2018 and 2017. See Note 8 for disclosure relating to the investment properties which are measured at fair value.

| | | Level 1 第1級 HK\$'000 千港元 | Level 3 第3級 HK\$'000 千港元 | Total 總計 HK\$'000 千港元 |
|---|---------------------------|-----------------------------------|-----------------------------------|--------------------------------|
| At 31st December 2018 | 於二零一八年 十二月三十一日 | | | |
| Financial assets at fair value through profit or loss | 按公平值透過損益列賬之財務資產 | 246,813 | 564,130 | 810,943 |
| Financial assets at fair value through other comprehensive income | 按公平值透過其他全面收入列賬之財務資產 | — | 3,144,258 | 3,144,258 |
| | | 246,813 | 3,708,388 | 3,955,201 |
| At 31st December 2017 | 於二零一七年 十二月三十一日 | | | |
| Financial assets at fair value through profit or loss | 按公平值透過損益列賬之財務資產 | 174,493 | 359 | 174,852 |
| Available-for-sale financial assets | 可供出售財務資產 | — | 4,259,343 | 4,259,343 |
| | | 174,493 | 4,259,702 | 4,434,195 |

The fair value of financial instruments traded in active markets is based on quoted market prices at the balance sheet date. A market is regarded as active if quoted prices are readily and regularly available from an exchange, dealer, broker, industry group, pricing service, or regulatory agency, and those prices represent actual and regularly occurring market transactions on an arm's length basis. The quoted market price used for financial assets held by the Group is the current bid price. These instruments are included in Level 1. Instruments included in Level 1 comprise primarily equity investments in Mainland China and Hong Kong classified as trading securities.

The fair value of financial instruments that are not traded in an active market (for example, over-the-counter derivatives) is determined by using valuation techniques. These valuation techniques maximise the use of observable market data where it is available and rely as little as possible on entity specific estimates. If all significant inputs required to fair value an instrument are observable, the instrument is included in Level 2. There was no instrument included in Level 2 at 31st December 2017 and 2018.

If one or more of the significant inputs is not based on observable market data, the instrument is included in Level 3. Instruments included in Level 3 represent unlisted equity securities, which are primarily classified as FVOCI and FVPL (2017: AFS).

3 財務風險管理(續)

3.3 公平值估算(續)

下表呈列於二零一八年及二零一七年十二月三十一日按公平值計量之本集團財務資產。有關按公平值計量的投資物業的披露見附註8。

於活躍市場所買賣金融工具之公平值乃根據於結算日之所報市場價格計算。倘即時及定時透過交易所、交易商、經紀、業界組別、報價服務或監管機構獲得報價，且該等價格屬實際及定期按公平基準進行之市場交易，則市場可視為活躍。本集團所持財務資產所用之市場報價為目前之買入價。此等工具已計入第1級。第1級計入之工具主要包括分類為貿易證券的中國大陸及香港的股權投資。

未有在活躍市場買賣之金融工具(如場外衍生工具)之公平值乃採用估值法釐定。此等估值方法盡量運用所得之可觀察市場數據，並盡可能減少依賴實體特定估計。倘所有計算一項工具之公平值所需重大輸入數據屬可觀察時，有關工具會計入第2級。截至二零一七年及二零一八年十二月三十一日止並無工具計入第2級。

倘一個或多個重大輸入數據並非根據可觀察市場數據計算，有關工具會計入第3級。計入第3級之工具指主要分類為按公平值透過其他全面收入列賬之財務資產及按公平值透過損益列賬之財務資產(二零一七年：可供出售財務資產)之非上市股本證券。

3 Financial Risk Management (Continued)

3.3 Fair value estimation (Continued)

Fair values of FVOCI were derived using discounted market price and the income approach. The market prices used for FVOCI is the bid price at the end of the reporting period. Under the income approach, the net present value of the forecast dividend is estimated by applying an appropriate discount rate which reflects the risk profile of the investments. The Directors considered that the income approach reflects the long-term investment purpose of the FVOCI, and the stage of development of the investees' businesses.

The following unobservable inputs were used to determine the fair value of the FVOCI.

3 財務風險管理(續)

3.3 公平值估算(續)

按公平值透過其他全面收入列賬之財務資產之公平值乃以貼現市價及收入法得出。按公平值透過其他全面收入列賬之財務資產所用市值為於報告期末的買入價。根據收入法，預測股息的淨現值乃透過應用反映投資風險情況的合適貼現率估計。董事認為收入法反映按公平值透過其他全面收入列賬之財務資產之長期投資目的以及被投資方業務的發展階段。

以下不可觀察數據乃用以釐定按公平值透過其他全面收入列賬之財務資產之公平值。

| Fair value at 31st December 於十二月三十一日 之公平值 | | | | |
|--|----------------------------------|--|--|---|
| 2018 二零一八年 HK\$'000 千港元 | 2017 二零一七年 HK\$'000 千港元 | Unobservable inputs 不可觀察數據 | Range of unobservable inputs 不可觀察數據範圍 | Relationship of unobservable inputs to fair value 不可觀察數據與公平值的關係 |
| Equity securities 股本證券 | | | | |
| 3,144,258 | 3,578,733 | Dividend growth rate for the year 2019 to 2023 (2017: 2018 to 2022) 二零一九年至二零二三年的股息 增長率(二零一七年：二零一八 年至二零二二年) | 11%–38% (2017: 10%–42%) 11%–38% (二零一七年： 10%–42%) | The higher the growth rate, the higher the fair value. 增長率越高，公平值越高。 |
| | | Terminal growth rate 長期增長率 | 3% p.a. (2017: 3% p.a.) 每年3% (二零一七年： 每年3%) | The higher the growth rate, the higher the fair value. 增長率越高，公平值越高。 |
| | | Discount rate 貼現率 | 11% p.a.(2017: 11% p.a.) 每年11%(二零一七年： 每年11%) | The higher the discount rate, the lower the fair value. 貼現率越高，公平值越低。 |
| | | Lack of marketability discount 市場流通性貼現率 | 16% (2017: 16%) 16%(二零一七年：16%) | The higher the discount, the lower the fair value. 貼現越高，公平值越低。 |
| Debt securities 債務證券 | | | | |
| — | 680,610 | Dividend yield 股息收益率 | Nil (2017: 5.5%–10%) 無(二零一七年：5.5%–10%) | The higher the growth rate, the higher the fair value. 增長率越高，公平值越高。 |

The nominal value less estimated credit adjustments of accounts receivable, accounts payable, balances with related parties, amounts due to minority shareholders of subsidiaries and land cost payables are assumed to approximate their fair values. The fair value of financial liabilities for disclosure purposes is estimated by discounting the future contractual cash flows at the current market interest rate that is available to the Group for similar financial instruments or based on the current bid price in the market.

應收賬款、應付賬款、與關連人士之結餘、應付附屬公司少數股東款項及應付土地成本之面值減去估計信貸調整後，乃假設與其公平值相若。就披露而言，財務負債之公平值乃按本集團可取得之類似金融工具之現行市場利率或根據市場現時之買入價，把未來合約現金流量貼現作出估算。

4 Critical Accounting Estimates and Judgements

Estimates and judgements are continually evaluated and are based on historical experience and other factors, including expectations relating to future events which are believed to be reasonable under the circumstances.

4.1 Critical accounting estimates and assumptions

The Group makes estimates and assumptions concerning the future. The resulting accounting estimates will, by definition, seldom equal the related actual results. The estimates and assumptions that have a significant risk of causing a material adjustment to the carrying amounts of assets and liabilities within the next financial year are discussed below.

(a) Estimated fair value of investment properties

The fair value of each investment property is individually determined at each reporting date by independent external valuers based on a market value assessment. Fair values of completed investment properties are derived using the income capitalisation method, and fair value of investment properties under development are derived using the residual method. The valuations are dependent on certain key assumptions that require significant judgement, including capitalisation rates and prevailing market rents. The valuations of investment properties under development are also dependent upon the estimated costs to completion and estimated developer's profit. Details of the valuation techniques and key assumptions used in the valuation of the investment properties which are measured at fair value are set out in Note 8.

(b) Recoverability of prepayments for acquisition of land

Prepayments for acquisition of land represent advances made for the acquisitions of land use rights, for which the land use right certificates have not yet been obtained. Management assesses the likelihood of obtaining the related land use rights by reference to the latest discussions with the relevant government authorities and other relevant parties. Management also takes into consideration opinions from independent legal counsels on the legality of the land transfer contracts and undertakings provided by related parties, if any. The Group assesses the recoverability of the land parcels by comparing their respective carrying amounts to the estimated market value of the land. Provision is made when events or changes in circumstances indicate that the carrying amounts may not be recoverable. The assessment requires the use of judgement and estimates. Details of prepayments for acquisition of land are set out in Notes 18(i), 42(e) and 42(f).

4 重要會計推算及判斷

推算及判斷乃持續進行之評估，並以過往經驗及其他因素作為基礎，包括在目前情況下關於未來事件之合理預期。

4.1 重要會計推算及假設

本集團就未來作出推算及假設。在定義上，由此而生之會計推算極少與相關之實際結果相同。具相當風險導致下個財政年度之資產與負債賬面值作重大調整之推算及假設將於下文論述。

(a) 投資物業之公平值估值

每項投資物業於每個報告日期由獨立外部估值師按其市場價值獨立評估。已落成之投資物業之公平值乃採用收入資本化方法計算，而發展中之投資物業之公平值乃採用餘值估價法計算。評計乃依賴需要重大判斷(包括資本化比率及當前市場租金)的若干關鍵假設。發展中之投資物業之估值亦依賴估計完工成本及估計發展商盈利。有關投資物業計量公平值之估值所採用之估值方法及關鍵假設之詳情，載於附註8。

(b) 收購土地預付款項之可收回性

收購土地預付款項指購買土地使用權，並於取得該土地使用權憑證前所作出之預付款項。管理層估定取得相關土地使用權的可能性乃經參考與相關政府機關及其他相關人士最近的討論得出。管理層亦考慮來自獨立法律顧問就土地轉讓合約及相關人士作出保證(如有)的合法性的意見。本集團估定有關土地之可收回性乃經比較彼等各自有關土地之估計市值賬面值得出。當事件或情況變化表明賬面值為不可收回時，將會作出撥備。該估計須作出判斷及估計。有關收購土地預付款項之詳情，載於附註18(i)、42(e)及42(f)。

4 Critical Accounting Estimates and Judgements (Continued)

4.1 Critical accounting estimates and assumptions (Continued)

(c) Recoverability of properties under development for sale and completed properties for sale

The Group assesses the carrying amounts of properties under development and completed properties for sale based on their net realisable value, taking into account estimated costs to completion based on past experience and estimated net sales value based on prevailing and expected market conditions. Provision is made when events or changes in circumstances indicate that the carrying amounts may not be realised. The assessment requires the use of judgement and estimates.

(d) Recoverability of properties and equipment

Properties and equipment are reviewed for impairment whenever events or changes in circumstances indicate that the carrying amount may not be recoverable. The recoverable amounts of properties and equipment have been determined based on value-in-use calculations, taking into account latest market information and past experience. These calculation require the use of judgements and estimates.

(e) Estimated fair value of financial assets at fair value through other comprehensive income

The fair value of financial assets at fair value through other comprehensive income that are not traded in an active market is determined by using valuation techniques. The Group uses its judgement to select the income approach and evaluates, among other factors, the duration and extent to which the fair value of an investment is less than its cost; and the financial health and business outlook for the investee. The key assumptions adopted on the valuation methodologies as set out in Note 3.3 are based on management's best estimates.

(f) Current taxation and deferred taxation

The Group is subject to taxation in Mainland China and Hong Kong. Judgement is required in determining the amount of the provision for taxation and the timing of payment of the related taxation. There are many transactions and calculations for which the ultimate tax determination is uncertain during the ordinary course of business. Where the final tax outcome of these matters is different from the amounts that were initially recorded, such differences will impact the income tax and deferred tax provisions in the periods in which such determination are made.

4 重要會計推算及判斷(續)

4.1 重要會計推算及假設(續)

(c) 可供出售之發展中物業及可供出售之已落成物業之可收回性

本集團根據可供出售之發展中物業及已落成物業(計及基於過往經驗而釐定之估計完工成本以及基於當前及預期市況而釐定之估計銷售淨值)估定其賬面值。當事件或情況變化表明賬面值為不可收回時，將會作出撥備。該估計須作出判斷及估計。

(d) 物業及設備之可收回性

物業及設備在事件或情況變化表明賬面值為不可收回時，將會考慮作出減值。物業及設備之可收回金額乃根據計算使用價值(計及最新市場資料及過往經驗)而釐定。該等計算須作出判斷及估計。

(e) 按公平值透過其他全面收入列賬之財務資產之公平值估計

未有在活躍市場買賣之按公平值透過其他全面收入列賬之財務資產之公平值乃採用估值法釐定。本集團通過判斷選擇收入法並評估(包括其他因素)投資之公平值低於其成本的時間及程度；及被投資公司的財務穩健狀況以及業務前景。載於附註3.3之估值方法採用的主要假設乃根據管理層的最佳估計作出。

(f) 本期稅項及遞延稅項

本集團須繳納中國內地及香港稅項。於釐訂相關稅項之稅項撥備金額及支付時間時須作出判斷。於日常業務過程中有頗多未能確定最終稅項之交易及計算。倘該等事宜之最終稅務結果與初始記錄之金額不同，有關差異將影響作出釐定之期間內之所得稅及遞延稅項撥備。

4 Critical Accounting Estimates and Judgements (Continued)

4.1 Critical accounting estimates and assumptions (Continued)

(f) Current taxation and deferred taxation (Continued)

Deferred tax assets relating to certain temporary differences and tax losses are recognised as management considers it is probable that future taxable profit will be available against which the temporary differences or tax losses can be utilised. Where the expectation is different from the original estimate, such differences will impact the recognition of deferred taxation assets and taxation in the periods in which such estimate is changed.

The Group is subject to land appreciation taxes in Mainland China. However, the implementation and settlement of these taxes varies among various tax jurisdictions in provinces/cities of Mainland China, and the Group has not finalised most of its land appreciation taxes clearance and payments with the local tax authorities in Mainland China. Accordingly, significant judgement is required in determining the amount of the land appreciation and its related taxes. The Group recognises its obligation to land appreciation taxes based on management's best estimates according to the tax rules. The final tax outcome could be different from the amounts that were initially recorded, and these differences will impact the taxation and tax provisions in the periods in which such taxes have been finalised with local tax authorities.

4.2 Critical accounting judgements

(a) Revenue recognition

The Group has recognised revenue from the sale of properties in the ordinary course of business, as disclosed in Note 2.20. The assessment of when an entity has transferred the control to customers requires the examination of the circumstances of the transaction. In most cases, the transfer of control coincides with the date when the equitable interest in the property vests with the customer upon handover of the respective property to the customer.

4 重要會計推算及判斷(續)

4.1 重要會計推算及假設(續)

(f) 本期稅項及遞延稅項(續)

倘管理層認為未來應課稅溢利可用作對消暫時性差異或稅項虧損可予動用時，則會確認與若干暫時性差異及稅項虧損有關之遞延稅項資產。倘預期結果與原先之估算不同，有關差異會對有關估算出現變動之期間內遞延稅項資產及稅項之確認構成影響。

本集團須於中國大陸繳納土地增值稅。然而，該等稅項的執行及支付因應中國大陸各省份／城市的不同稅務司法權區而有異，而本集團尚未與中國大陸地方稅務機關落實大部份土地增值稅的結算及付款方法。因此，須作出重大判斷以釐定土地增值及其相關稅項的金額。本集團根據管理層就稅務規則作出的最佳估計，確認其就此等土地增值稅所負之責任。最終稅務結果可能與最初記錄的金額不同，而因當地稅務機關落實該等稅項而出現的有關差異將影響期間內的稅項及稅項撥備。

4.2 重要會計判斷

(a) 收入確認

誠如附註2.20所披露，本集團已確認來自於一般業務中出售物業的收益。對於實體何時將控制權轉移至客戶須對交易狀況進行審查。大多數情況下，在各物業交付予客戶之後，控制權的轉移時間會與物業的衡平權益轉歸客戶的時間相一致。

4 Critical Accounting Estimates and Judgements (Continued)

4.2 Critical accounting judgements (Continued)

(a) Revenue recognition (Continued)

As disclosed in Note 40, the Group provides guarantees in respect of mortgage facilities granted by certain banks relating to the mortgage loans arranged for certain purchasers of the Group's properties. These guarantees will expire when the relevant property ownership certificates are lodged with the various banks. In order to obtain mortgages, the purchasers would have settled certain percentage of the total contract amount in accordance with the related PRC regulations upon delivery of the properties. The Directors are of the opinion that such settlements provide sufficient evidence of the purchasers' commitment to honour their contractual obligations of the bank loans. In addition, based on past experiences, there were no significant defaults of mortgage facilities by the purchasers resulting in execution of the bank guarantees. Accordingly, the Directors believe that control of the properties have been transferred to the purchasers.

(b) Financial implication of regulations of idle land

Under the PRC laws and regulations, if a property developer fails to develop land according to the terms of a land grant contract, including the designated use of the land and the time of commencement and completion of the property development, the Mainland China government may regard the land as idle and issue a warning or impose a penalty on the developer or reclaim the land. The Group has certain tracts of land for which development has not commenced according to the specified terms of the respective land grant contracts. Judgement is required in assessing whether these tracts of land will be subject to the penalty of idle land or may be reclaimed by the Government and thereby resulting in any adverse financial impact to the Group. In making this judgement, the Group evaluates the extent of development of the whole tracts of land, status of negotiation with the government authorities as to the extension of time of commencement or revision of development plans.

4 重要會計推算及判斷(續)

4.2 重要會計判斷(續)

(a) 收入確認(續)

誠如附註40所披露本集團就有關為本集團物業若干買家安排按揭貸款並由若干銀行授出的按揭融資提供擔保。當相關物業所有權證交予各銀行時，該等擔保將告到期。根據中國有關法規，為取得按揭，買家在物業交吉之前，需已交付合約總金額的一定比例。董事認為，該等付款為買家履行銀行貸款的合約責任提供了充分證據。再者，根據過往經驗，買家並無重大按揭貸款拖欠事件，以致進行銀行擔保賠付。因此，董事認為，物業的控制權已被轉移至買家。

(b) 閒置土地法規之財務涵義

根據中國法例及法規，倘物業發展商未能根據土地批授合約之條款發展土地，包括土地指定用途以及物業發展之施工及完工時限，則中國大陸政府可能視土地為閒置，並向該發展商發出警告或徵收罰款或收回土地。本集團有若干土地並無按照各自之土地批授合約特定條款進行發展。本集團在評估該等土地會否面臨閒置土地之懲罰或遭政府收回而帶來任何不利財務影響時須作出判斷。在作出此判斷時，本集團將評估土地整體之發展程度，以及就延長施工時限或修訂發展規劃與政府機關進行磋商之狀況。

5 Segment Information

Executive Directors of the Company (the “Executive Directors”) are regarded as the chief operating decision makers of the Group. The Executive Directors review the Group’s internal reporting in order to assess performance and allocate resources. Management has determined the operating segments based on these reports.

The Executive Directors consider the business from both business and geographic perspectives. Reportable business segments identified are property development, property investment, hotel operations and property management. Geographically, the reportable business segments are further segregated into three main geographical areas, namely Southern China (SC) (including Guangzhou, Huizhou, Zhongshan and Hong Kong), Northern China (NC) (including Beijing, Tianjin, Dalian, Taiyuan and Qinhuangdao) and Eastern China (EC) (including Shanghai, Hangzhou, Kunshan, Ningbo, Cixi and Taicang).

The Executive Directors assess the performance of the operating segments based on the segment results. Corporate income/expenses, finance income and costs, dividend income and gain on disposal of financial assets at fair value through profit or loss are not included in the results for each operating segment that is reviewed by the Executive Directors.

Segment assets consist of all operating assets and exclude financial assets at fair value through other comprehensive income, financial assets at fair value through profit or loss, certain loan receivables and certain available-for-sale financial assets, which are managed on a central basis, and deferred tax assets.

Sales between segments are carried out on terms similar to those that prevail in arm’s length transactions. The revenue from external parties reported to the Executive Directors is measured in a manner consistent with that in the consolidated income statement.

Revenues comprise turnover which included gross proceeds from sales of properties, property management income, income from hotel operations and rental income.

5 分部資料

本公司的執行董事(「執行董事」)被視為本集團之最高營運決策者。執行董事審閱本集團內部報告，以評估表現及分配資源。管理層已根據該等報告釐定營運分部。

執行董事會從商業及地理角度考慮業務。已識別之可呈報業務分部包括物業發展、物業投資、酒店營運及物業管理。就地理方面而言，可呈報業務分部進一步劃分為三個主要地區，即華南(包括廣州、惠州、中山及香港)、華北(包括北京、天津、大連、太原及秦皇島)及華東(包括上海、杭州、昆山、寧波、慈溪及太倉)。

執行董事根據分部業績評估營運分部之表現。公司收入／開支、財務收入及成本、股息收入及處置按公平值透過損益列賬之財務資產收益並無計入執行董事所審閱之各營運分部業績。

分部資產包括所有經營資產，且並不包括集中管理之按公平值透過其他全面收入列賬之財務資產、按公平值透過損益列賬之財務資產、若干應收貸款、若干可供出售財務資產以及遞延稅項資產。

分部間銷售乃按與公平交易條款相似的條款進行。向執行董事呈報之外來收益按與綜合收益表一致之方式計量。

收益由物業銷售所得款項總額、物業管理收入、酒店營運收入及租金收入組成。

5 Segment Information (Continued)

5 分部資料(續)

| | | 2018 二零一八年 HK\$'000 千港元 | 2017 二零一七年 HK\$'000 千港元 |
|------------------------------|--------|----------------------------------|----------------------------------|
| Sales of properties | 物業銷售 | 9,433,038 | 11,125,122 |
| Property management income | 物業管理收入 | 1,136,282 | 936,085 |
| Income from hotel operations | 酒店營運收入 | 432,157 | 408,269 |
| Rental income | 租金收入 | | |
| — Investment properties | — 投資物業 | 2,002,784 | 1,127,631 |
| — Others | — 其他 | 289,271 | 226,839 |
| | | 13,293,532 | 13,823,946 |

Notes to the Consolidated Financial Statements (continued)

綜合財務報表附註(續)

5 Segment Information (Continued)

The segment results by business lines and by geographical areas for the year ended 31st December 2018 are as follows:

5 分部資料(續)

截至二零一八年十二月三十一日止年度按業務及地區劃分之分部業績如下：

| | | Property development 物業發展 | | | Property investment 物業投資 | | | Hotel operations 酒店營運 | | | Property management 物業管理 | Group 集團 |
|--|---------------------------|------------------------------|-------------|-----------|-----------------------------|-----------|-----------|--------------------------|----------|-----------|--------------------------------|-------------|
| | | SC | EC | NC | SC | EC | NC | SC | EC | NC | | |
| | | 華南 | 華東 | 華北 | 華南 | 華東 | 華北 | 華南 | 華東 | 華北 | | |
| | | HK\$'000 | HK\$'000 | HK\$'000 | HK\$'000 | HK\$'000 | HK\$'000 | HK\$'000 | HK\$'000 | HK\$'000 | HK\$'000 | HK\$'000 |
| | | 千港元 | 千港元 | 千港元 | 千港元 | 千港元 | 千港元 | 千港元 | 千港元 | 千港元 | 千港元 | 千港元 |
| Year ended 31st December 2018 | 截至二零一八年 十二月三十一日 止年度 | | | | | | | | | | | |
| Total revenues | 總收益 | 5,280,335 | 4,621,223 | 3,083,724 | 353,104 | 760,004 | 1,035,319 | 46,498 | 266,098 | 139,392 | 1,324,977 | 16,910,674 |
| Intra/inter-segment revenues | 分部內／間收益 | (1,298,403) | (1,586,417) | (378,153) | (26,436) | (10,393) | (108,814) | — | (5,872) | (13,959) | (188,695) | (3,617,142) |
| Revenues | 收益 | 3,981,932 | 3,034,806 | 2,705,571 | 326,668 | 749,611 | 926,505 | 46,498 | 260,226 | 125,433 | 1,136,282 | 13,293,532 |
| Revenue from contracts with customers: | 客戶合約收益： | | | | | | | | | | | |
| Recognised at a point in time | 於某個時間點 確認 | 3,981,932 | 3,034,806 | 2,705,571 | — | — | — | — | — | — | — | 9,722,309 |
| Recognised over time | 隨著時間確認 | — | — | — | — | — | — | 46,498 | 260,226 | 125,433 | 1,136,282 | 1,568,439 |
| Revenue from other sources: | 其他收益來源： | | | | | | | | | | | |
| Rental income | 租金收入 | — | — | — | 326,668 | 749,611 | 926,505 | — | — | — | — | 2,002,784 |
| | | 3,981,932 | 3,034,806 | 2,705,571 | 326,668 | 749,611 | 926,505 | 46,498 | 260,226 | 125,433 | 1,136,282 | 13,293,532 |
| Segment results | 分部業績 | 1,503,609 | 1,327,477 | 669,827 | 447,174 | 1,348,516 | 4,051,349 | 9,523 | 43,042 | (122,856) | 111,050 | 9,388,711 |
| Depreciation | 折舊 | (13,619) | (3,047) | (30,814) | (5,927) | (9,722) | (5,870) | (3,494) | (24,359) | (82,826) | (3,566) | (183,244) |
| Amortisation | 攤銷 | — | — | — | — | — | — | (16,063) | (24,672) | (16,032) | — | (56,767) |
| Provision for impairment of accounts receivable | 應收賬款減值撥備 | — | — | — | — | — | — | — | — | — | (12,623) | (12,623) |
| Fair value gain on investment properties | 投資物業之公平值 收益 | — | — | — | 276,947 | 842,380 | 3,554,018 | — | — | — | — | 4,673,345 |
| Share of profit of associates | 分佔聯營公司溢利 | 192 | — | 1,445 | — | — | — | — | — | — | — | 1,637 |
| Share of profit/(loss) of joint ventures | 分佔合營公司 溢利／(虧損) | 46,405 | — | (431) | — | — | (52,126) | — | — | — | — | (6,152) |

Notes to the Consolidated Financial Statements (continued)

綜合財務報表附註(續)

5 Segment Information (Continued)

The segment results by business lines and by geographical areas for the year ended 31st December 2017 are as follows:

5 分部資料(續)

截至二零一七年十二月三十一日止年度按業務及地區劃分之分部業績如下：

| | | Property development | | | Property investment | | | Hotel operations | | | Property management | Group |
|---|--------------------------|----------------------|-----------|-----------|---------------------|-----------|-----------|------------------|----------|-----------|---------------------|-------------|
| | | 物業發展 | | | 物業投資 | | | 酒店營運 | | | 物業管理 | 集團 |
| | | SC | EC | NC | SC | EC | NC | SC | EC | NC | | |
| | | 華南 | 華東 | 華北 | 華南 | 華東 | 華北 | 華南 | 華東 | 華北 | | |
| | | HK\$'000 | HK\$'000 | HK\$'000 | HK\$'000 | HK\$'000 | HK\$'000 | HK\$'000 | HK\$'000 | HK\$'000 | HK\$'000 | HK\$'000 |
| | | 千港元 | 千港元 | 千港元 | 千港元 | 千港元 | 千港元 | 千港元 | 千港元 | 千港元 | 千港元 | 千港元 |
| Year ended 31st December 2017 | 截至二零一七年十二月三十一日止年度 | | | | | | | | | | | |
| Total revenues | 總收益 | 7,862,483 | 2,451,317 | 2,752,975 | 271,458 | 581,008 | 316,542 | 49,693 | 231,698 | 139,589 | 997,153 | 15,653,916 |
| Intra/inter-segment revenues | 分部內/間收益 | (1,019,522) | (68,160) | (627,132) | (31,510) | — | (9,867) | (142) | — | (12,569) | (61,068) | (1,829,970) |
| Revenues | 收益 | 6,842,961 | 2,383,157 | 2,125,843 | 239,948 | 581,008 | 306,675 | 49,551 | 231,698 | 127,020 | 936,085 | 13,823,946 |
| Segment results | 分部業績 | 2,533,006 | (128,250) | 431,207 | 388,321 | 1,143,404 | 4,143,965 | 2,242 | 62,313 | (125,394) | 109,327 | 8,560,141 |
| Depreciation | 折舊 | (10,195) | (1,872) | (18,089) | (1,728) | (623) | (417) | (7,937) | (21,459) | (108,472) | (3,792) | (174,584) |
| Amortisation | 攤銷 | — | — | — | — | — | — | (17,518) | (24,408) | (10,358) | — | (52,284) |
| Provision for impairment of accounts receivable | 應收賬款減值撥備 | — | — | — | — | — | — | — | — | — | (14,694) | (14,694) |
| Fair value gain on investment properties | 投資物業之公平值收益 | — | — | — | 251,380 | 786,013 | 3,965,842 | — | — | — | — | 5,003,235 |
| Share of profit of associates | 分佔聯營公司溢利 | 582 | — | 1,826 | — | — | — | — | — | — | — | 2,408 |
| Share of profit/(loss) of joint ventures | 分佔合營公司溢利/(虧損) | 47,999 | — | (26,069) | — | — | 64,771 | — | — | — | — | 86,701 |

Notes to the Consolidated Financial Statements (continued)

綜合財務報表附註(續)

5 Segment Information (Continued)

The segment assets by business lines and by geographical areas as at 31st December 2018 are as follows:

5 分部資料(續)

於二零一八年十二月三十一日按業務及地區劃分之分部資產如下：

| | | Property development 物業發展 | | | Property investment 物業投資 | | | Hotel operations 酒店營運 | | | Property management 物業管理 | Group 集團 |
|--|-----------------------------------|------------------------------|-----------------|-----------------|-----------------------------|-----------------|-----------------|--------------------------|-----------------|-----------------|-----------------------------|-----------------|
| | | SC | EC | NC | SC | EC | NC | SC | EC | NC | | |
| | | 華南 | 華東 | 華北 | 華南 | 華東 | 華北 | 華南 | 華東 | 華北 | | |
| | | HK\$'000 千港元 | HK\$'000 千港元 | HK\$'000 千港元 | HK\$'000 千港元 | HK\$'000 千港元 | HK\$'000 千港元 | HK\$'000 千港元 | HK\$'000 千港元 | HK\$'000 千港元 | HK\$'000 千港元 | HK\$'000 千港元 |
| As at and for the year ended 31st December 2018 | 於二零一八年 十二月三十一日 及截至該日 止年度 | 39,508,950 | 16,887,131 | 47,033,826 | 8,122,558 | 16,404,388 | 25,390,617 | 558,208 | 1,373,858 | 2,041,466 | 1,343,354 | 158,664,356 |
| Segment assets include: | 分部資產包括： | | | | | | | | | | | |
| Investments in associates | 於聯營公司之 投資 | 4,015 | — | 143,653 | — | — | — | — | — | — | — | 147,668 |
| Investments in joint ventures | 於合營公司之 投資 | 4,571,172 | — | 1,074,600 | 39,442 | — | 1,828,848 | — | — | — | — | 7,514,062 |
| Additions to non-current assets (other than financial instruments and deferred tax assets) | 添置非流動資產 (不包括金融工具 及遞延稅項資產) | 1,171,896 | 18,470 | 9,093 | 40,275 | 11,854 | 1,331,603 | — | 11,797 | 8,775 | 6,014 | 2,609,777 |

The segment assets by business lines and by geographical areas as at 31st December 2017 are as follows:

於二零一七年十二月三十一日按業務及地區劃分之分部資產如下：

| | | Property development 物業發展 | | | Property investment 物業投資 | | | Hotel operations 酒店營運 | | | Property management 物業管理 | Group 集團 |
|--|-----------------------------------|------------------------------|-----------------|-----------------|-----------------------------|-----------------|-----------------|--------------------------|-----------------|-----------------|-----------------------------|-----------------|
| | | SC | EC | NC | SC | EC | NC | SC | EC | NC | | |
| | | 華南 | 華東 | 華北 | 華南 | 華東 | 華北 | 華南 | 華東 | 華北 | | |
| | | HK\$'000 千港元 | HK\$'000 千港元 | HK\$'000 千港元 | HK\$'000 千港元 | HK\$'000 千港元 | HK\$'000 千港元 | HK\$'000 千港元 | HK\$'000 千港元 | HK\$'000 千港元 | HK\$'000 千港元 | HK\$'000 千港元 |
| As at and for the year ended 31st December 2017 | 於二零一七年 十二月三十一日 及截至該日 止年度 | 35,753,844 | 16,090,939 | 45,230,696 | 8,193,164 | 16,298,681 | 21,156,817 | 963,704 | 1,493,637 | 2,552,612 | 1,079,798 | 148,813,892 |
| Segment assets include: | 分部資產包括： | | | | | | | | | | | |
| Investments in associates | 於聯營公司之 投資 | 4,008 | — | 149,098 | — | — | — | — | — | — | — | 153,106 |
| Investments in joint ventures | 於合營公司之 投資 | 4,894,529 | — | 1,093,126 | 77,024 | — | 1,970,378 | — | — | — | — | 8,035,057 |
| Additions to non-current assets (other than financial instruments and deferred tax assets) | 添置非流動資產(不 包括金融工具及 遞延稅項資產) | 85,158 | 53,075 | 11,397 | 580,449 | 106,591 | 3,437,481 | 678 | 20,983 | 25,350 | 7,948 | 4,329,110 |

5 Segment Information (Continued)

Reconciliation of reportable segment profit from operations to profit before taxation is as follows:

| | | 2018 二零一八年 HK\$'000 千港元 | 2017 二零一七年 HK\$'000 千港元 |
|---|-------------------------|----------------------------------|----------------------------------|
| Reportable segment profit from operations | 可呈報分部經營溢利 | 9,388,711 | 8,560,141 |
| Unallocated corporate expenses (including exchange loss), net | 未分配公司開支 (包括匯兌虧損), 淨額 | (147,220) | (6,880) |
| Gain on disposal of financial assets at fair value through profit or loss | 處置按公平值透過損益列賬 之財務資產收益 | 8,017 | 6,874 |
| Dividend income | 股息收入 | 149,184 | 146,993 |
| Finance income | 財務收入 | 173,949 | 43,918 |
| Finance costs | 財務成本 | (578,319) | (5,242) |
| Profit before taxation | 除稅前溢利 | 8,994,322 | 8,745,804 |

可呈報分部之經營溢利與除稅前溢利對賬如下：

Reconciliation of reportable segment assets to total assets is as follows:

| | | 2018 二零一八年 HK\$'000 千港元 | 2017 二零一七年 HK\$'000 千港元 |
|---|-------------------------|----------------------------------|----------------------------------|
| Total segment assets | 分部資產總值 | 158,664,356 | 148,813,892 |
| Available-for-sale financial assets | 可供出售財務資產 | — | 4,259,343 |
| Financial assets at fair value through profit or loss | 按公平值透過損益列賬之 財務資產 | 810,943 | — |
| Financial assets at fair value through other comprehensive income | 按公平值透過其他全面收入 列賬之財務資產 | 3,144,258 | — |
| Loan receivables | 應收貸款 | 707,266 | — |
| Deferred tax assets | 遞延稅項資產 | 784,147 | 740,160 |
| Total assets | 總資產 | 164,110,970 | 153,813,395 |

可呈報分部之資產與總資產對賬如下：

The Group primarily operates in Mainland China. All revenues for the years ended 31st December 2018 and 2017 were from Mainland China.

本集團主要於中國大陸經營業務。截至二零一八年及二零一七年十二月三十一日止年度，所有收益均來自中國大陸。

As at 31st December 2018 and 2017, non-current assets were mainly located in Mainland China.

於二零一八年及二零一七年十二月三十一日，非流動資產主要位於中國大陸。

6 Land Costs

Land costs represents prepaid operating lease payments for hotel properties and buildings which are held for self-use.

6 土地成本

土地成本指酒店物業及自用樓宇之預付經營租賃款項。

| | | 2018 二零一八年 HK\$'000 千港元 | 2017 二零一七年 HK\$'000 千港元 |
|---|---------------|----------------------------------|----------------------------------|
| At 1st January | 於一月一日 | 1,846,674 | 1,776,499 |
| Transfer to properties under development for sale | 轉撥至可供出售之發展中物業 | (31,935) | (238) |
| Amortisation | 攤銷 | (56,767) | (52,284) |
| Exchange difference | 匯兌差額 | (82,875) | 122,697 |
| At 31st December | 於十二月三十一日 | 1,675,097 | 1,846,674 |

Land costs primarily represent land use rights of between 10 and 50 years located in Mainland China.

土地成本主要指位於中國內地介乎10年至50年的土地使用權。

Notes to the Consolidated Financial Statements (continued)
綜合財務報表附註(續)

7 Properties and Equipment

7 物業及設備

| | | Construction- in-progress | Hotel properties | Buildings | Furniture and office equipment | Motor vehicles | Total |
|--|------------------------------------|------------------------------|---------------------|-----------|--------------------------------------|-------------------|-------------|
| | | 在建工程 | 酒店物業 | 樓宇 | 傢俬及 辦公室設備 | 汽車 | 總額 |
| | | HK\$'000 | HK\$'000 | HK\$'000 | HK\$'000 | HK\$'000 | HK\$'000 |
| | | 千港元 | 千港元 | 千港元 | 千港元 | 千港元 | 千港元 |
| Year ended 31st December 2018 | 截至二零一八年 十二月三十一日止 年度 | | | | | | |
| Opening net book amount | 期初賬面淨值 | 248,541 | 2,699,199 | 653,626 | 109,006 | 14,399 | 3,724,771 |
| Additions | 新增 | 15,552 | 25,455 | 77,855 | 41,677 | 5,132 | 165,671 |
| Acquisition of a subsidiary (Note 39(b)) | 收購一間附屬公司 (附註39(b)) | — | — | 1,118,000 | — | — | 1,118,000 |
| Depreciation | 折舊 | — | (110,122) | (32,474) | (37,102) | (3,546) | (183,244) |
| Disposals | 出售 | — | — | — | (2,762) | (116) | (2,878) |
| Exchange difference | 匯兌差額 | (11,755) | (187,864) | (39,271) | (11,282) | (696) | (250,868) |
| Closing net book amount | 期終賬面淨值 | 252,338 | 2,426,668 | 1,777,736 | 99,537 | 15,173 | 4,571,452 |
| At 31st December 2018 | 於二零一八年 十二月三十一日 | | | | | | |
| Cost | 成本 | 252,338 | 3,481,183 | 1,921,478 | 505,997 | 74,676 | 6,235,672 |
| Less: Accumulated depreciation | 減：累計折舊 | — | (1,054,515) | (143,742) | (406,460) | (59,503) | (1,664,220) |
| Net book amount | 賬面淨值 | 252,338 | 2,426,668 | 1,777,736 | 99,537 | 15,173 | 4,571,452 |
| Year ended 31st December 2017 | 截至二零一七年 十二月三十一日止 年度 | | | | | | |
| Opening net book amount | 期初賬面淨值 | 232,444 | 2,616,983 | 500,365 | 122,055 | 14,488 | 3,486,335 |
| Additions | 新增 | 5,851 | 45,765 | 138,148 | 12,994 | 3,152 | 205,910 |
| Transfer to properties under development for sale | 轉撥至可供出售之 發展中物業 | (6,080) | — | — | — | — | (6,080) |
| Depreciation | 折舊 | — | (120,574) | (18,471) | (31,547) | (3,992) | (174,584) |
| Disposals | 出售 | — | (235) | (5,494) | (2,368) | (227) | (8,324) |
| Exchange difference | 匯兌差額 | 16,326 | 157,260 | 39,078 | 7,872 | 978 | 221,514 |
| Closing net book amount | 期終賬面淨值 | 248,541 | 2,699,199 | 653,626 | 109,006 | 14,399 | 3,724,771 |
| At 31st December 2017 | 於二零一七年 十二月三十一日 | | | | | | |
| Cost | 成本 | 248,541 | 3,691,767 | 789,444 | 505,267 | 75,067 | 5,310,086 |
| Less: Accumulated depreciation | 減：累計折舊 | — | (992,568) | (135,818) | (396,261) | (60,668) | (1,585,315) |
| Net book amount | 賬面淨值 | 248,541 | 2,699,199 | 653,626 | 109,006 | 14,399 | 3,724,771 |

Construction-in-progress mainly represents buildings and hotel properties, which are intended to be held for the long-term.

在建工程主要指打算長期持有之樓宇及酒店物業。

Notes to the Consolidated Financial Statements (continued)
綜合財務報表附註(續)

8 Investment Properties

8 投資物業

| | | 2018 二零一八年 HK\$'000 千港元 | 2017 二零一七年 HK\$'000 千港元 |
|---|---------|----------------------------------|----------------------------------|
| Completed investment properties | 已落成投資物業 | 37,522,208 | 34,707,205 |
| Investment properties under development | 發展中投資物業 | 9,334,627 | 8,264,048 |
| | | 46,856,835 | 42,971,253 |

| | | Completed properties (Level 3) 已落成物業 (第3級) HK\$'000 千港元 | Properties under development (Level 3) 發展中物業 (第3級) HK\$'000 千港元 | Total 總計 HK\$'000 千港元 |
|--|---------------|--|--|--------------------------------|
| At 1st January 2018 | 於二零一八年一月一日 | 34,707,205 | 8,264,048 | 42,971,253 |
| Additions (including capitalisation of interest) | 新增(包括資本化利息) | 32,185 | 977,447 | 1,009,632 |
| Transfer from completed properties for sale | 轉撥自可供出售之已落成物業 | 316,474 | — | 316,474 |
| Fair value gain on investment properties | 投資物業公平值收益 | 4,166,074 | 507,271 | 4,673,345 |
| Exchange difference | 匯兌差額 | (1,699,730) | (414,139) | (2,113,869) |
| At 31st December 2018 | 於二零一八年十二月三十一日 | 37,522,208 | 9,334,627 | 46,856,835 |
| At 1st January 2017 | 於二零一七年一月一日 | 24,598,943 | 6,701,993 | 31,300,936 |
| Additions (including capitalisation of interest) | 新增(包括資本化利息) | 144,696 | 857,996 | 1,002,692 |
| Acquisition of a subsidiary | 收購一間附屬公司 | 544,595 | — | 544,595 |
| Transfer from completed properties for sale | 轉撥自可供出售之已落成物業 | 2,604,595 | — | 2,604,595 |
| Fair value gain on investment properties | 投資物業公平值收益 | 4,805,996 | 197,239 | 5,003,235 |
| Exchange difference | 匯兌差額 | 2,008,380 | 506,820 | 2,515,200 |
| At 31st December 2017 | 於二零一七年十二月三十一日 | 34,707,205 | 8,264,048 | 42,971,253 |

8 Investment Properties (Continued)

Valuation processes

The Group's investment properties were valued at 31st December 2018 by DTZ Debenham Tie Leung Limited, independent qualified valuers, who hold a recognised relevant professional qualification and have recent experience in the locations and segments of the investment properties valued.

The Group's finance department reviews the valuations performed by the independent valuers for financial reporting purposes and discuss with the valuers regarding the valuation processes and results. The finance department also verifies all major inputs to the independent valuation report and assesses property valuation movements when compared to prior year valuation report.

Valuation techniques

Fair values of completed investment properties are generally derived using the income capitalisation method. This valuation method is based on the capitalisation of the net income and reversionary income potential by adopting appropriate capitalisation rates, which are derived from analysis of sale transactions and valuers' interpretation of prevailing investor requirements or expectations. The prevailing market rents adopted in the valuation have reference to recent lettings within the subject properties and other comparable properties.

Fair values of investment properties under development are generally derived using the residual method. This valuation method is essentially a means of valuing the land by reference to its development potential by deducting development costs together with developer's profit and risk from the estimated capital value of the proposed development assuming the properties were completed as at the date of valuation. The estimated capital value of the proposed development is derived using the income capitalisation method as mentioned above.

During the year, there were no changes to the valuation techniques.

8 投資物業(續)

估值流程

本集團的投資物業於二零一八年十二月三十一日經獨立合資格估值師戴德梁行有限公司估值，該估值公司持有相關認可專業資格，並對所估值的投資物業的地點和領域擁有近期經驗。

本集團財務部門就財務報告目的審閱由獨立估值師進行的估值，並與該等估值師就估值流程及結果進行討論。財務部門亦核證獨立估值報告之全部主要輸入數據，並於與往年估值報告作比較時評估物業估值變動。

估值方法

已落成投資物業的公平值一般以收入資本化法得出。此估值方法乃基於通過採用適當的資本化比率，將收入淨額及收入變化潛力予以資本化，而資本化比率乃通過對銷售交易及估值師分析當時投資者的要求或期望而得出。在估值中採用的現行市值租金乃根據該等物業及其他可比較物業的近期租務情況釐定。

發展中投資物業的公平值一般以剩餘法得出。此估值方法主要為以參考土地的發展潛力而對其進行估值的方法，方式為從擬發展項目(假設物業已於估值日落成)的估計資本值中扣除發展成本以及發展商的利潤及風險。擬發展項目的估計資本價值透過使用上述收入資本化方法計算。

估值方法於年內概無改變。

Notes to the Consolidated Financial Statements (continued)

綜合財務報表附註(續)

8 Investment Properties (Continued)

8 投資物業(續)

Significant unobservable inputs used to determine fair value

釐定公平值所用的重要不可觀察數據

| Description 概況 | Fair value 公平值 | | Valuation technique 估值方法 | Unobservable inputs 不可觀察數據 | Range of unobservable inputs 不可觀察數據範圍 | Relationship of unobservable inputs to fair value 不可觀察數據與公平值的關係 |
|--|---|---|--------------------------------|---|--|--|
| | 31st December 2018 二零一八年 十二月三十一日 HK\$'000 千港元 | 31st December 2017 二零一七年 十二月三十一日 HK\$'000 千港元 | | | | |
| Office units (completed) 辦公室單位(已落成) | 12,511,937 | 10,976,181 | Income capitalisation 收入資本化 | Prevailing market rents 現行市場租金 | RMB40-260/sq.m./month (2017: RMB40-260/sq.m./month) 每月每平方米人民幣40元至260元(二零一七年: 每月每平方米人民幣40元至260元) | The higher the prevailing market rents, the higher the fair value. 現行市場租金越高, 公平值越高。 |
| | | | | Capitalisation rate 資本化比率 | 3.8%-6.0% p.a. (2017: 3.8%-6.5% p.a.) 每年3.8%-6.0%(二零一七年: 每年3.8%至6.5%) | The higher the capitalisation rate, the lower the fair value. 資本化比率越高, 公平值越低。 |
| Shopping malls (completed) 購物商場(已落成) | 25,010,271 | 23,731,024 | Income capitalisation 收入資本化 | Prevailing market rents 現行市場租金 | RMB90-640/sq.m./month (2017: RMB90-640/sq.m./month) 每月每平方米人民幣90元至640元(二零一七年: 每月每平方米人民幣90元至640元) | The higher the prevailing market rents, the higher the fair value. 現行市場租金越高, 公平值越高。 |
| | | | | Capitalisation rate 資本化比率 | 5.0%-6.0% p.a. (2017: 5.5%-6.5% p.a.) 每年5.0%-6.0%(二零一七年: 每年5.5%至6.5%) | The higher the capitalisation rate, the lower the fair value. 資本化比率越高, 公平值越低。 |
| Office units (under development) 辦公室單位(發展中) | 8,003,880 | 7,256,763 | Residual 剩餘 | Prevailing market rents 現行市場租金 | RMB100-110/sq.m./month (2017: RMB90-100/sq.m./month) 每月每平方米人民幣100元至110元(二零一七年: 每月每平方米人民幣90元至100元) | The higher the prevailing market rents, the higher the fair value. 現行市場租金越高, 公平值越高。 |
| | | | | Capitalisation rate 資本化比率 | 6.0%-6.5% p.a. (2017: 6.5% p.a.) 每年6.0%-6.5%(二零一七年: 每年6.5%) | The higher the capitalisation rate, the lower the fair value. 資本化比率越高, 公平值越低。 |
| | | | | Estimated costs to completion 估計完工成本 | RMB4,100-4,200/sq.m. (2017: RMB4,100-4,200/sq.m.) 每平方米人民幣4,100元至4,200元(二零一七年: 每平方米人民幣4,100元至4,200元) | The higher the estimated costs to completion, the lower the fair value. 估計完工成本越高, 公平值越低。 |
| | | | | Estimated developer's profit and risk margins (depending on the progress of development) 發展商的估計利潤率及風險率(視乎發展進度而定) | 0%-15% (2017: 0%-15%) 0%至15%(二零一七年: 0%至15%) | The higher the estimated developer's profit and risk margins, the lower the fair value. 發展商的估計利潤率及風險率越高, 公平值越低。 |

8 Investment Properties (Continued)

8 投資物業(續)

Significant unobservable inputs used to determine fair value (Continued)

釐定公平值所用的重要不可觀察數據(續)

| Description 概況 | Fair value 公平值 | | Valuation technique 估值方法 | Unobservable inputs 不可觀察數據 | Range of unobservable inputs 不可觀察數據範圍 | Relationship of unobservable inputs to fair value 不可觀察數據與公平值的 關係 |
|--|--|--|--------------------------------|---|---|---|
| | 31st December 2018 二零一八年 十二月三十一日 HK\$'000 千港元 | 31st December 2017 二零一七年 十二月三十一日 HK\$'000 千港元 | | | | |
| Shopping malls (under development) 購物商場(發展中) | 1,330,747 | 1,007,285 | Residual 剩餘 | Prevailing market rents 現行市場租金 | RMB80-140/sq.m./month (2017: RMB 80-140/sq.m./month) 每月每平方米人民幣80元至140 元(二零一七年: 每月每平方米 人民幣80元至140元) | The higher the prevailing market rents, the higher the fair value. 現行市場租金越高, 公平 值越高。 |
| | | | | Capitalisation rate 資本化比率 | 6.5%-7% p.a. (2017: 7% p.a.) 每年6.5%-7%(二零一七年: 每年7%) | The higher the capitalisation rate, the lower the fair value. 資本化比率越高, 公平 值越低。 |
| | | | | Estimated costs to completion 估計完工成本 | RMB4,100-4,200/sq.m. (2017: RMB4,100-4,200/sq.m.) 估計完工成本每平方米人民幣 4,100元至4,200元(二零一七 年: 每平方米人民幣4,100元 至4,200元) | The higher the estimated costs to completion, the lower the fair value. 估計完工成本越高, 公平 值越低。 |
| | | | | Estimated developer's profit and risk margins (depending on the progress of development) 發展商的估計利潤率及 風險率(視乎發展進 度而定) | 0%-15% (2017: 0%-15%) 0%至15%(二零一七年: 0%至 15%) | The higher the estimated developer's profit and risk margins, the lower the fair value. 發展商的估計利潤率及風 險率越高, 公平值越 低。 |

9 Properties Under Development for Sale

9 可供出售之發展中物業

| | | 2018 二零一八年 HK\$'000 千港元 | 2017 二零一七年 HK\$'000 千港元 |
|---|--------------------|----------------------------------|----------------------------------|
| Expected to be completed and available for sale within twelve months | 預期將於十二個月內竣工及可供出售 | 8,674,892 | 7,915,495 |
| Expected to be completed and available for sale after more than twelve months | 預期將於超過十二個月後竣工及可供出售 | 32,563,103 | 34,196,766 |
| | | 41,237,995 | 42,112,261 |

10 Goodwill

10 商譽

| | | 2018 二零一八年 HK\$'000 千港元 | 2017 二零一七年 HK\$'000 千港元 |
|------------------------------|----------|----------------------------------|----------------------------------|
| At 1st January | 於一月一日 | 33,552 | 31,818 |
| Additions | 新增 | 3,013 | — |
| Impairment | 減值 | (26) | (459) |
| Exchange difference | 匯兌差額 | (1,290) | 2,193 |
| At 31st December | 於十二月三十一日 | 35,249 | 33,552 |
| Cost | 成本 | 66,298 | 66,335 |
| Less: Accumulated impairment | 減：累計減值 | (31,049) | (32,783) |
| Net book amount | 賬面淨值 | 35,249 | 33,552 |

Goodwill mainly relates to the property management segment.

商譽主要與物業管理分部有關。

11 Investments in Associates

11 於聯營公司之投資

| | | 2018 二零一八年 HK\$'000 千港元 | 2017 二零一七年 HK\$'000 千港元 |
|---|---------------|----------------------------------|----------------------------------|
| Share of net assets | 分佔淨資產 | 147,668 | 153,106 |
| | | | |
| | | 2018 二零一八年 HK\$'000 千港元 | 2017 二零一七年 HK\$'000 千港元 |
| Share of profit and total comprehensive income for the year | 分佔年度溢利及全面收入總額 | 1,637 | 2,408 |

Details of the associates, which are unlisted, as at 31st December 2018 are set out in Note 46. Details of capital commitment relating to the Group's interests in associates are set out in Note 41(a).

於二零一八年十二月三十一日之聯營公司(其並無上市)詳情載於附註46。有關本集團於聯營公司權益的資本承擔之詳情載列於附註41(a)。

12 Investments in Joint Ventures

12 於合營公司之投資

| | | 2018 二零一八年 HK\$'000 千港元 | 2017 二零一七年 HK\$'000 千港元 |
|---------------------------|---------|----------------------------------|----------------------------------|
| Share of net assets | 分佔淨資產 | 6,784,509 | 7,270,338 |
| Advance to joint ventures | 墊款予合營公司 | 729,553 | 764,719 |
| | | 7,514,062 | 8,035,057 |

Set out below are the summarised financial information for Beijing Dongfangwenhua International Properties Company Limited ("BJDFWH") and Guangzhou Diyi Dyeing Factory Company Limited ("GDDFCL"), which in the opinion of the Directors, are material joint ventures of the Group. The Group holds 60.98% of the issued share capital of BJDFWH, which owns a piece of land for property development in Dongcheng District, Beijing, Mainland China (known as the "DFWH Project"). The Group holds 65% of the issued share capital of GDDFCL, which owns a piece of land for property development in Haizhu District, Guangzhou, Guangdong Province, Mainland China.

下文載列董事認為對本集團屬重要的合營公司北京東方文華國際置業有限公司(「北京東方文華」)及廣州第一染織廠有限公司(「廣州第一染織廠」)的財務資料概要。本集團持有北京東方文華已發行股本的60.98%，而北京東方文華於中國大陸北京東城區擁有一幅土地作物業發展之用(稱為「東方文華項目」)。本集團持有廣州第一染織廠已發行股本的65%，而廣州第一染織廠於中國大陸廣東省廣州海珠區擁有一幅土地作物業發展之用。

12 Investments in Joint Ventures (Continued)

12 於合營公司之投資(續)

Summarised balance sheets

財務狀況表概要

| | | BJDFWH 北京東方文華 | | GDDFCL 廣州第一染織廠 | |
|-------------------------|------------|----------------------------------|----------------------------------|----------------------------------|----------------------------------|
| | | 2018 二零一八年 HK\$'000 千港元 | 2017 二零一七年 HK\$'000 千港元 | 2018 二零一八年 HK\$'000 千港元 | 2017 二零一七年 HK\$'000 千港元 |
| Assets | 資產 | | | | |
| Non-current assets | 非流動資產 | 5,041,991 | 5,401,051 | 342,557 | 229 |
| Current assets | 流動資產 | 3,000,259 | 3,243,859 | 6,357,794 | 7,369,775 |
| Total assets | 資產總值 | 8,042,250 | 8,644,910 | 6,700,351 | 7,370,004 |
| Liabilities | 負債 | | | | |
| Non-current liabilities | 非流動負債 | (2,960,787) | (3,356,274) | — | — |
| Current liabilities | 流動負債 | (1,053,175) | (943,092) | (16,237) | (18,785) |
| Total liabilities | 負債總額 | (4,013,962) | (4,299,366) | (16,237) | (18,785) |
| Net assets | 淨資產 | 4,028,288 | 4,345,544 | 6,684,114 | 7,351,219 |

The DFWH Project owned by BJDFWH consists of two office buildings and a musical hall. The Group is entitled to 100% interest of the office building (South), 45% interest of the office building (North) and none of the interest of the musical hall in the property development project.

北京東方文華所擁有之東方文華項目包括兩棟寫字樓及一個音樂廳。本集團有權分佔來自物業發展項目的寫字樓(南)之100%權益及寫字樓(北)之45%權益，但無權分佔音樂廳之權益。

12 Investments in Joint Ventures (Continued)

Reconciliation of the summarised financial information presented to the carrying amounts of their interests in the joint ventures are as follows:

12 於合營公司之投資(續)

所呈列的財務資料概要與其於合營公司的權益賬面值之對賬如下：

| | | BJDFWH 北京東方文華 | | | | GDDFCL 廣州第一染織廠 |
|--|------------------------------------|--|--|--|--------------------------------|--------------------------------|
| | | Office Building (South) 寫字樓(南) HK\$'000 千港元 | Office Building (North) 寫字樓(北) HK\$'000 千港元 | Musical Hall 音樂廳 HK\$'000 千港元 | Total 總計 HK\$'000 千港元 | Total 總計 HK\$'000 千港元 |
| Year ended 31st December 2018 | 截至二零一八年 十二月三十一日止 年度 | | | | | |
| Net assets at 1st January 2018 | 於二零一八年 一月一日之淨資產 | 843,847 | 3,534,455 | (32,758) | 4,345,544 | 7,351,219 |
| Post-acquisition results | 收購後業績 | (424) | (115,833) | (3,941) | (120,198) | 66,327 |
| Interest share | 分佔權益 | — | — | — | — | (356,421) |
| Exchange difference | 匯兌差額 | (38,793) | (159,862) | 1,597 | (197,058) | (377,011) |
| Net assets at 31st December 2018 | 於二零一八年 十二月三十一日 之淨資產 | 804,630 | 3,258,760 | (35,102) | 4,028,288 | 6,684,114 |
| Shared by the Group | 本集團分佔 | 100% | 45% | 0% | | 65% |
| Other costs/differences | 其他成本／差額 | 804,630 | 1,466,443 | — | 2,271,073 | 4,344,674 |
| | | — | (19,950) | — | (19,950) | 73,855 |
| Investments in joint ventures | 於合營公司之投資 | 804,630 | 1,446,493 | — | 2,251,123 | 4,418,529 |
| Year ended 31st December 2017 | 截至二零一七年 十二月三十一日止 年度 | | | | | |
| Net assets at 1st January 2017 | 於二零一七年 一月一日之淨資產 | 813,780 | 3,163,687 | (29,229) | 3,948,238 | 6,803,871 |
| Post-acquisition results | 收購後業績 | (26,069) | 143,938 | (1,430) | 116,439 | 67,990 |
| Exchange difference | 匯兌差額 | 56,136 | 226,830 | (2,099) | 280,867 | 479,358 |
| Net assets at 31st December 2017 | 於二零一七年 十二月三十一日 之淨資產 | 843,847 | 3,534,455 | (32,758) | 4,345,544 | 7,351,219 |
| Shared by the Group | 本集團分佔 | 100% | 45% | 0% | | 65% |
| Other costs/differences | 其他成本／差額 | 843,847 | 1,590,505 | — | 2,434,352 | 4,778,292 |
| | | — | (20,912) | — | (20,912) | (4,736) |
| Investments in joint ventures | 於合營公司之投資 | 843,847 | 1,569,593 | — | 2,413,440 | 4,773,556 |

12 Investments in Joint Ventures (Continued)

12 於合營公司之投資(續)

Summarised statements of comprehensive income

全面收益表概要

| | | BJDFWH 北京東方文華 | | GDDFCL 廣州第一染織廠 | |
|---|-----------------------------|----------------------------------|----------------------------------|----------------------------------|----------------------------------|
| | | 2018 二零一八年 HK\$'000 千港元 | 2017 二零一七年 HK\$'000 千港元 | 2018 二零一八年 HK\$'000 千港元 | 2017 二零一七年 HK\$'000 千港元 |
| Revenues | 收益 | 290,327 | 287,255 | — | — |
| Fair value (loss)/gain on investment properties | 投資物業公平值(虧損)/收益 | (113,310) | 91,307 | — | — |
| Profit before taxation | 除稅前溢利 | 26,515 | 183,359 | 89,012 | 90,719 |
| Taxation | 稅項 | (146,714) | (66,919) | (22,685) | (22,729) |
| (Loss)/profit for the year and total comprehensive (loss)/income for the year | 年度(虧損)/溢利及年度全面(虧損)/收入總額 | (120,199) | 116,440 | 66,327 | 67,990 |
| Share by the Group of (loss)/profit for the year and total comprehensive (loss)/income for the year | 集團應佔年度(虧損)/溢利及年度全面(虧損)/收入總額 | (52,549) | 38,703 | 43,113 | 44,193 |
| Dividend received from a joint venture | 已收一間合營公司股息 | — | — | 181,817 | — |

The information above reflects the amounts presented in the financial statements of the joint ventures, adjusted for differences in accounting policies between the Group and the joint ventures.

上述資料反映呈列於合營公司之財務報表的金額，並已就本集團及該合營公司的會計政策的差異作出調整。

The Group has four (2017: one) remaining immaterial joint ventures and the Group's share of result of the joint ventures for the year ended 31st December 2017 and 2018 is as follows:

本集團還擁有四間(二零一七年：一間)不重大的合營公司，而本集團於截至二零一七年及二零一八年十二月三十一日止年度分佔該合營公司的業績如下：

| | | 2018 二零一八年 HK\$'000 千港元 | 2017 二零一七年 HK\$'000 千港元 |
|--|-----------------|----------------------------------|----------------------------------|
| Share of profit for the year and total comprehensive income for the year | 分佔年度溢利及年度全面收入總額 | 3,284 | 3,805 |

Details of the joint ventures as at 31st December 2018 are set out in Note 47.

於二零一八年十二月三十一日之合營公司詳情載於附註47。

13 Finance Lease Receivables

The Group provides financial leasing services on certain motor vehicles in the PRC. These leases are classified as finance leases and have remaining lease terms ranging from three to five years with interest rate ranging from 7% to 12% (2017: Nil) per annum.

13 融資租賃應收款項

本集團於中國提供若干汽車融資租賃服務。該等租賃已分類為融資租賃，而餘下租期由三年至五年不等，年息為7%至12%（二零一七年：零）不等。

| | Minimum lease payments 最低應付租金 | | Present value of minimum lease payments 最低應付租金現值 | |
|---|----------------------------------|----------------------------------|--|----------------------------------|
| | 2018 二零一八年 HK\$'000 千港元 | 2017 二零一七年 HK\$'000 千港元 | 2018 二零一八年 HK\$'000 千港元 | 2017 二零一七年 HK\$'000 千港元 |
| Finance lease receivables comprise: In the second to fifth year, inclusive | | | | |
| 融資租賃應收款項 包商： 第二年至第五年 (包括首尾兩年) | 203,888 | — | 159,828 | — |
| | 203,888 | — | 159,828 | — |
| Less: unearned finance income | (44,060) | — | — | — |
| 減：未賺取財務收入 | | | | |
| Total net finance lease receivables | 159,828 | — | 159,828 | — |
| 融資租賃應收款項 淨總額 | | | | |

The Group's finance lease receivables are denominated in RMB.

本集團之融資租賃應收款項以人民幣計值。

14 Available-For-Sale Financial Assets

14 可供出售財務資產

| | | 2018 二零一八年 HK\$'000 千港元 | 2017 二零一七年 HK\$'000 千港元 |
|--|---|----------------------------------|----------------------------------|
| At 1st January, as previously stated | 於一月一日(過往呈列) | 4,259,343 | 3,406,109 |
| Reclassified to FVOCI, FVPL and loan receivables upon adoption of HKFRS 9 (Note 2.2) | 於採納香港財務報告準則第9號後重新分類至按公平值透過其他全面收入列賬、按公平值透過損益列賬及應收貸款(附註2.2) | (4,259,343) | — |
| At 1st January, as restated | 於一月一日(經重列) | — | 3,406,109 |
| Additions | 添置 | — | 222,991 |
| Fair value gain recognised in other comprehensive income (Note 30) | 於其他全面收入中確認之公平值收益(附註30) | — | 378,207 |
| Exchange difference | 匯兌差額 | — | 252,036 |
| At 31st December | 於十二月三十一日 | — | 4,259,343 |
| Non-current assets: | 非流動資產： | | |
| Unlisted securities: | 非上市證券： | | |
| — Equity securities, Mainland China | — 股本證券，中國大陸 | — | 3,578,733 |
| — Debt securities, Mainland China | — 債務證券，中國大陸 | — | 460,610 |
| Current assets: | 流動資產： | | |
| — Debt securities, Hong Kong | — 債務證券，香港 | — | 220,000 |
| At 31st December | 於十二月三十一日 | — | 4,259,343 |

Available-for-sale financial assets as at 31st December 2017 include 3.57% and 4.32% equity interests in two financial institutions in Mainland China. All investments are denominated in RMB.

於二零一七年十二月三十一日之可供出售財務資產包括兩間中國大陸金融機構3.57%及4.32%之股本權益。所有投資均以人民幣計值。

15 Financial Assets at Fair Value Through Other Comprehensive Income

15 按公平值透過其他全面收入列賬之財務資產

| | | 2018 二零一八年 HK\$'000 千港元 | 2017 二零一七年 HK\$'000 千港元 |
|--|-------------------------------------|----------------------------------|----------------------------------|
| At 1st January, as previously stated | 於一月一日(過往呈列) | — | — |
| Reclassified from AFS financial assets upon adoption of HKFRS 9 (Note 2.2) | 於採納香港財務報告準則第9號後自可供出售財務資產重新分類(附註2.2) | 3,575,742 | — |
| At 1st January, as restated | 於一月一日(經重列) | 3,575,742 | — |
| Fair value loss recognised in other comprehensive income (Note 30) | 於其他全面收入中確認之公平值虧損(附註30) | (273,347) | — |
| Exchange difference | 匯兌差額 | (158,137) | — |
| At 31st December | 於十二月三十一日 | 3,144,258 | — |
| Unlisted securities: — Equity securities, Mainland China | 非上市證券： — 股本證券，中國大陸 | 3,144,258 | — |

Financial assets at fair value through other comprehensive income as at 31st December 2018 include 3.57% and 4.32% equity interests in two financial institutions in Mainland China. All investments are denominated in RMB.

於二零一八年十二月三十一日之按公平值透過其他全面收入列賬之財務資產包括兩間中國大陸金融機構3.57%及4.32%之股本權益。所有投資均以人民幣計值。

16 Financial Assets at Fair Value Through Profit or Loss

The Group classifies the following financial assets at FVPL:

- debt investments that do not qualify for measurement at either amortised cost or FVOCI
- equity investments that are held for trading, and
- equity investments for which the entity has not elected to recognise fair value gains and losses through OCI.

16 按公平值透過損益列賬之財務資產

本集團將下列財務資產按公平值透過損益列賬：

- 不符合以按攤銷成本列賬或按公平值透過其他全面收入列賬計量之債務投資；
- 持作買賣之股權投資；及
- 實體並未選擇確認公平值收益及虧損計入其他全面收入之股權投資。

| | | 2018 二零一八年 HK\$'000 千港元 | 2017 二零一七年 HK\$'000 千港元 |
|--|-----------------|----------------------------------|----------------------------------|
| Listed securities: | 上市證券： | | |
| — Equity securities, Hong Kong, at quoted market value | — 股本證券，香港，按所報市值 | 246,813 | 174,493 |
| Unlisted securities: | 非上市證券： | | |
| — Equity securities, Mainland China | — 股本證券，中國大陸 | 6,048 | 359 |
| — Debt securities, Mainland China | — 債務證券，中國大陸 | 521,072 | — |
| — Debt securities, Hong Kong | — 債務證券，香港 | 37,010 | — |
| | | 810,943 | 174,852 |
| | | | |
| | | 2018 HK\$'000 | 2017 HK\$'000 |
| Non-current (i) | 非流動部分(i) | 35,000 | — |
| Current (ii) | 流動部分(ii) | 775,943 | 174,852 |
| | | 810,943 | 174,852 |

Changes in fair values of financial assets at fair value through profit or loss are recorded in other gains, net, in the consolidated income statement (Note 31).

In 2017, the Group classified financial assets at fair value through profit or loss if they were acquired principally for the purpose of selling in the short term, ie are held for trading. They were presented as current assets if they are expected to be sold within 12 months after the end of the reporting period; otherwise they were presented as non-current assets. The Group did not elect to designate any financial assets at fair value through profit or loss. See note 2.11 for the Group's other accounting policies for financial assets.

按公平值透過損益列賬之財務資產之公平值變動乃列入綜合收益表之其他收益，淨額內(附註31)。

於二零一七年，本集團將主要收購作短期內出售(即持作買賣)的財務資產分類為按公平值透過損益列賬。如預期該等資產將於報告期完結後12個月內售出，則以流動資產呈列，否則會以非流動資產呈列。本集團無選擇按公平值透過損益列賬計量任何財務資產。就有關本集團就財務資產之其他會計政策，請參閱附註2.11。

17 Loan Receivables

17 應收貸款

| | | 2018 二零一八年 HK\$'000 千港元 | 2017 二零一七年 HK\$'000 千港元 |
|-------------|-------|----------------------------------|----------------------------------|
| Non-current | 非流動部分 | 743,201 | 1,536,051 |
| Current | 流動部分 | 1,983,693 | 299,075 |
| | | 2,726,894 | 1,835,126 |

- (i) The balance includes an amount of approximately HK\$1,221 million (2017: HK\$1,452 million) which bears interest at 13.2% per annum and will mature in 2 years from the date of provision of the loan. The loan is secured by various parcels of land and properties in Huizhou, Guangdong Province, Mainland China.

The balance also includes an amount of approximately HK\$80 million (2017: HK\$84 million) which is unsecured, bears interest at 14.4% per annum and will mature in 2 years from the date of provision of the loan.

- (ii) The balance includes an amount of approximately HK\$432 million (2017: Nil), which represents a loan to a subsidiary of the non-controlling interest of the Group. The loan bears interest at 4.9% per annum and will mature in 2 years from the date of provision of the loan.
- (iii) The balance includes an amount of approximately HK\$437 million (2017: Nil), which is unsecured, bears interest at 10% to 12% per annum and will mature in 1 to 2 years from the date of provision of the loans.
- (iv) The balance includes a loan to a non-controlling interest of a subsidiary of the Group amount of approximately HK\$285 million. The loan bears interest at 12% per annum, repayable upon sale of properties by the subsidiary, and is secured by various properties in Hebei Province, Mainland China, and 10% equity interest in the subsidiary.

All balances are denominated in Renminbi except for an amount of HK\$220 million, which is dominated in Hong Kong dollars. The carrying amounts of the balances approximate their fair values and there is no provision for impairment of the loan receivables.

- (i) 結餘包括約1,221百萬港元(二零一七年: 1,452百萬港元)的款項, 有關款項按年利率13.2厘計息, 將於提供貸款當日起計兩年到期。貸款以位於中國大陸廣東省惠州多幅土地及物業作抵押。

結餘亦包括約80百萬港元(二零一七年: 84百萬港元)的款項, 有關款項並無抵押、按年利率14.4厘計息, 並將於提供貸款當日起計兩年到期。

- (ii) 結餘包括約432百萬港元(二零一七年: 零)的款項, 指向本集團非控制權益一間附屬公司提供的貸款。有關款項按年利率4.9厘計息, 將於提供貸款當日起計兩年到期。
- (iii) 結餘包括約437百萬港元(二零一七年: 零)的款項, 有關款項並無抵押、按年利率10至12厘計息, 並將於提供貸款當日起計一至兩年到期。
- (iv) 結餘包括向本集團一間附屬公司非控制權益提供約285百萬港元的貸款。貸款按年利率12厘計息、於附屬公司出售物業時償還, 並以位於中國大陸河北省多間物業以及於附屬公司的10%權益作抵押。

除約220百萬港元之款項以港元計值外, 全部結餘均以人民幣計值。結餘賬面值與其公平值相若且概無就應收貸款作出減值撥備。

18 Prepayments for Acquisition of Land, Prepayment, Deposits and Other Current Assets

18 收購土地預付款項、預付款項、按金及其他流動資產

| | | 2018 二零一八年 HK\$'000 千港元 | 2017 二零一七年 HK\$'000 千港元 |
|---|-----------------|----------------------------------|----------------------------------|
| Non-current | 非流動 | | |
| Prepayments for acquisition of land (i) | 收購土地預付款項 (i) | 121,411 | 127,264 |
| Current | 流動 | | |
| Prepayments for acquisition of land (i) | 收購土地預付款項 (i) | 9,403,647 | 10,079,270 |
| Other receivables (ii) | 其他應收款項 (ii) | 1,484,490 | 641,207 |
| Deposits for acquisition of equity interest (iii) | 收購股本權益之按金 (iii) | 846,040 | 616,980 |
| Guarantee deposits | 擔保按金 | 67,337 | 70,582 |
| Prepayments for construction work | 建設工程之預付款項 | 89,131 | 235,956 |
| Land tender deposits | 土地投標按金 | 312,622 | 23,926 |
| Prepaid sales taxes | 預付銷售稅 | 500,602 | 344,773 |
| Utility and other deposits | 公用設施及其他按金 | 1,375,783 | 933,889 |
| Others | 其他 | 694,895 | 1,011,691 |
| Prepayments, deposits and other current assets | 預付款項、按金及其他流動資產 | 5,370,900 | 3,879,004 |

- (i) Prepayments for acquisition of land for owner-occupied properties are classified as non-current, whereas the prepayments for acquisition of land for development for sale are classified as current.

Prepayments for acquisition of land represent advances made for the acquisitions of land use rights in Beijing, Shanghai, Guangzhou and Tianjin, Mainland China. Formal land use right certificates have not yet been obtained as at 31st December 2018.

The balance includes an amount of approximately HK\$4,280 million (2017:HK\$4,486 million) for the land situated in Chaoyang District, Beijing, Mainland China in connection with the Group's acquisition of 80% equity interest in Believe Best Investments Limited, which, through its wholly owned subsidiary, possesses the right to develop the Jing Run Project on the land (Note 42(f)).

The balance also includes an amount of approximately HK\$3,882 million (2017:HK\$4,069 million) for the land situated in Panyu District, Guangdong, Mainland China in connection with the Group's acquisition of 100% equity interest in Panyu Zhujiang Real Estate Limited, which possesses the right to develop the land (see also Note 42(e)).

- (i) 為自用物業收購土地預付款項分類為非流動，而用作開發以銷售的收購土地預付款項則分類為流動。

收購土地之預付款項指就於中國大陸北京、上海、廣州及天津收購土地使用權而作出之墊款。於二零一八年十二月三十一日，尚未取得正式土地使用權證。

結餘包括位於中國大陸北京朝陽區之地塊約4,280百萬港元(二零一七年：4,486百萬港元)，該地塊乃與本集團收購信佳投資有限公司之80%權益有關，而該公司透過其全資附屬公司持有發展京潤項目地塊之權利(附註42(f))。

結餘款項亦包括位於中國大陸廣東番禺區之地塊約3,882百萬港元(二零一七年：4,069百萬港元)，該地塊乃與本集團收購番禺珠江房地產有限公司之100%權益有關，而該公司擁有發展該土地之開發權(亦請參閱附註42(e))。

18 Prepayments for Acquisition of Land, Prepayment, Deposits and Other Current Assets (Continued)

- (ii) Other receivables relate to the Group's participation in land development projects in Beijing and Huizhou, Guangdong Province, Mainland China with returns based on a pre-determined percentage of funds invested by the Group. Other receivables are denominated in RMB. Their carrying amounts approximate fair values.
- (iii) This represents deposits made to independent third parties for the acquisition of equity interests in entities whose principal activities are property holding and development. The acquisitions are not yet completed as at 31st December 2018.

19 Accounts Receivable

Accounts receivable mainly arises from sales of properties and property management services. No credit terms were granted.

Accounts receivable relates to a number of independent customers, and is denominated in RMB. The carrying value of accounts receivable approximates their fair values.

The maximum exposure to credit risk is the carrying amount of accounts receivable mentioned above.

The ageing analysis of accounts receivable (excluding those impaired) is as follows:

| | | 2018 二零一八年 HK\$'000 千港元 | 2017 二零一七年 HK\$'000 千港元 |
|----------------|--------|----------------------------------|----------------------------------|
| 0 to 3 months | 0至3個月 | 487,785 | 374,540 |
| 3 to 6 months | 3至6個月 | 48,065 | 38,552 |
| 6 to 9 months | 6至9個月 | 44,186 | 26,467 |
| 9 to 12 months | 9至12個月 | 43,969 | 23,705 |
| Over 12 months | 超過12個月 | 160,877 | 167,389 |
| | | 784,882 | 630,653 |

As at 31st December 2018, accounts receivable of HK\$130,904,000 (2017: HK\$131,620,000) were past due for over 12 months and were fully provided for impairment. These related to a number of independent customers.

18 收購土地預付款項、預付款項、按金及其他流動資產(續)

- (ii) 其他應收款項與本集團參與中國大陸北京及廣東省惠州有回報(根據本集團所投入資金預先釐訂百分比計算)之土地開發項目有關。其他應收款項以人民幣計值,賬面值與公平值相若。
- (iii) 此乃指就收購實體(其主要業務為物業持有及開發)之權益而向獨立第三方作出之按金。於二零一八年十二月三十一日,收購尚未完成。

19 應收賬款

應收賬款主要從物業銷售及物業管理服務產生。概無授予任何信貸條款。

應收賬款與多名獨立客戶有關並以人民幣計值。應收賬款之賬面值與其公平值相若。

本集團所面臨之最大信貸風險為上文所述應收賬款之賬面值。

此等應收賬款(不包括減值者)之賬齡分析如下:

於二零一八年十二月三十一日,應收賬款130,904,000港元(二零一七年:131,620,000港元)已逾期超過十二個月並已全數作減值撥備。此等款項與多名獨立客戶有關。

19 Accounts Receivable (Continued)

Movements on the provision for impairment of accounts receivable are as follows:

| | | 2018 二零一八年 HK\$'000 千港元 | 2017 二零一七年 HK\$'000 千港元 |
|--|----------|----------------------------------|----------------------------------|
| At 1st January | 於一月一日 | 131,620 | 108,785 |
| Provision recognised in profit or loss | 於損益確認之撥備 | 12,623 | 14,694 |
| Exchange difference | 匯兌差額 | (13,339) | 8,141 |
| At 31st December | 於十二月三十一日 | 130,904 | 131,620 |

The Group applies the simplified approach permitted by HKFRS 9, which requires expected lifetime losses to be recognised from initial recognition of the receivables. But the identifiable impairment loss was immaterial.

應收賬款減值撥備之變動如下：

本集團應用香港財務報告準則第9號允許之簡化方法，其規定初始確認應收款項時予以確認之預計使用年期虧損。惟可識別之減值虧損並不重大。

20 Contract Assets

The Group has recognised contract assets in relation to costs to obtain property sales contracts.

20 合約資產

本集團已確認獲得物業銷售合約有關成本之合約資產。

| | | 31 December 2018 於二零一八年 十二月三十一日 HK\$'000 千港元 |
|---|-------------------|---|
| Assets recognised from costs incurred to obtain a contract | 因獲得合約所產生之成本而確認之資產 | 473,606 |
| Amortisation recognised as selling and marketing expenses during the year | 年內確認為銷售及市場推廣費用之攤銷 | (89,795) |

Management expects the incremental costs, primarily sales commission, as a result of obtaining the property sale contracts are recoverable. The Group has capitalised the amounts and amortised when the related revenue are recognised. During the year ended 31st December 2018, the Group recognised amortisation of HK\$89,795,000 and capitalised commission fee of HK\$469,213,000.

管理層預期因獲得物業銷售合約而產生之增量成本以及主要銷售佣金屬可收回。本集團已在相關收入獲確認時將款項予以資本化及攤銷。截至二零一八年十二月三十一日止年度，本集團已確認攤銷89,795,000港元及資本化佣金469,213,000港元。

21 Pledged/Charged Bank Deposits and Cash and Cash Equivalents

21 已抵押／押記銀行存款以及現金及現金等價物

| | | 2018 二零一八年 HK\$'000 千港元 | 2017 二零一七年 HK\$'000 千港元 |
|-------------------------------------|--------------|----------------------------------|----------------------------------|
| Cash at bank and on hand | 銀行及手頭現金 | 7,939,840 | 5,802,782 |
| Short-term bank deposits | 短期銀行存款 | 50 | 50 |
| Less: pledged/charged bank deposits | 減：已抵押／押記銀行存款 | 7,939,890 (483,182) | 5,802,832 (405,842) |
| Cash and cash equivalents | 現金及現金等價物 | 7,456,708 | 5,396,990 |

As at 31st December 2018, the Group's pledged/charged bank deposits mainly represented deposits charged by certain banks in relation to the granting of banking facilities and the processing of mortgage facilities granted by the banks to customers of the Group's properties.

As required by the PRC State-Owned Land and Resource Bureau, certain property development companies of the Group are required to place in designated bank accounts certain amount of pre-sale proceeds of properties to finance the construction of the related properties. Such restricted bank deposits represent normal operating fund and are presented as part of cash and cash equivalents. As at 31st December 2018, cash and cash equivalents include pre-sale proceeds of HK\$1,713,940,000 (2017: HK\$1,250,502,000) placed in designated bank accounts.

Pledged/charged bank deposits and cash and cash equivalents are denominated in the following currencies:

於二零一八年十二月三十一日，本集團之已抵押／押記銀行存款主要代表已抵押予若干銀行，以便授出銀行信貸及銀行處理有關向本集團物業客戶授予按揭信貸額。

根據中國國土資源局規定，本集團若干物業發展公司須向指定銀行戶口存入物業預售所得的部分款項，作為興建相關物業的資金。有關受限制存款為一般營運資金，並作為現金及現金等價物之部分列賬。於二零一八年十二月三十一日，現金及現金等價物包括存於指定銀行戶口的預售所得款項1,713,940,000港元(二零一七年：1,250,502,000港元)。

已抵押／押記銀行存款以及現金及現金等價物乃以下列貨幣列值：

| | | 2018 二零一八年 HK\$'000 千港元 | 2017 二零一七年 HK\$'000 千港元 |
|------------------|-----|----------------------------------|----------------------------------|
| RMB | 人民幣 | 7,670,131 | 5,472,564 |
| Hong Kong dollar | 港元 | 88,414 | 224,582 |
| US dollar | 美元 | 181,298 | 92,000 |
| Others | 其他 | 47 | 13,686 |
| | | 7,939,890 | 5,802,832 |

22 Land Cost Payable

| | | 2018 二零一八年 HK\$'000 千港元 | 2017 二零一七年 HK\$'000 千港元 |
|---|------------------------|----------------------------------|----------------------------------|
| Land cost payable | 應付土地成本 | 93,306 | 98,157 |
| Less: Amount due within one year included in current liabilities | 減：計入流動負債須於一年內 償還之金額 | (4,996) | (5,327) |
| | | 88,310 | 92,830 |

Land cost payable is denominated in RMB. Their carrying amounts approximate fair values.

應付土地成本以人民幣計值，賬面值與公平值相若。

23 Accounts Payable

Ageing analysis of accounts payable (including amounts due to related companies of trading in nature) is as follows:

| | | 2018 二零一八年 HK\$'000 千港元 | 2017 二零一七年 HK\$'000 千港元 |
|----------------|--------|----------------------------------|----------------------------------|
| 0 to 3 months | 0至3個月 | 2,371,199 | 3,084,449 |
| 3 to 6 months | 3至6個月 | 416,286 | 38,683 |
| 6 to 9 months | 6至9個月 | 520,536 | 403 |
| 9 to 12 months | 9至12個月 | 388,946 | 10,705 |
| Over 12 months | 超過12個月 | 5,363,350 | 4,746,775 |
| | | 9,060,317 | 7,881,015 |

As at 31st December 2017 and 2018, certain amounts of accounts payable were retention money under construction contracts, which are payable according to pre-agreed terms.

於二零一七年及二零一八年十二月三十一日，部分應付賬款為根據預定條款應付的建築合約保證金。

As at 31st December 2018, accounts payable of approximately HK\$454,670,000 (2017: HK\$603,393,000) were due to related companies in respect of property construction (Note 42(b)). Accounts payable are denominated in RMB. The carrying value of accounts payable approximates their fair values.

於二零一八年十二月三十一日，應付賬款中約454,670,000港元(二零一七年：603,393,000港元)為就物業建築應付若干關連公司之賬款(附註42(b))。應付賬款以人民幣計值。應付賬款之賬面值與其公平值相若。

24 Contract Liabilities

24 合約負債

| | | 2018 二零一八年 HK\$'000 千港元 |
|----------------------|------|----------------------------------|
| Contract liabilities | 合約負債 | 10,304,371 |

Revenue recognised that was included in the contract liabilities balance at 1 January 2018 is HK\$2,971 million during the year ended 31st December 2018.

截至二零一八年十二月三十一日止年度，於二零一八年一月一日計入合約負債結餘的確認收益為2,971百萬港元。

The following table shows the amount unsatisfied performance obligations resulting from property sales with an original expected duration of one year or more:

下表載列預期期限原為一年或以上的物業銷售產生的未完成履約義務的金額：

| | | 2018 二零一八年 HK\$'000 千港元 | 2017 二零一七年 HK\$'000 千港元 |
|---|-----------|----------------------------------|----------------------------------|
| Expected to be recognised within one year | 預計將於一年內確認 | 5,396,872 | — |
| Expected to be recognised after one year | 預計將於一年後確認 | 4,055,440 | — |

25 Borrowings

25 借貸

| | | 2018 二零一八年 HK\$'000 千港元 | 2017 二零一七年 HK\$'000 千港元 |
|--|-----------------|----------------------------------|----------------------------------|
| Non-current | 非流動 | | |
| Bank and financial institution borrowings | 銀行及財務機構借貸 | 36,026,674 | 35,810,619 |
| Asset-backed securities (Note (b)) | 資產支持證券(附註(b)) | — | 1,816,195 |
| Commercial mortgage-backed securities (Note (c)) | 商業抵押擔保證券(附註(c)) | 5,629,858 | — |
| | | 41,656,532 | 37,626,814 |
| Current | 流動 | | |
| Bank and financial institution borrowings | 銀行及財務機構借貸 | 9,436,196 | 11,537,211 |
| Corporate bonds (Note (a)) | 公司債券(附註(a)) | 2,280,415 | 3,698,135 |
| Asset-backed securities (Note (b)) | 資產支持證券(附註(b)) | 1,686,913 | 327,627 |
| Commercial mortgage-backed securities (Note (c)) | 商業抵押擔保證券(附註(c)) | 41,087 | — |
| | | 13,444,611 | 15,562,973 |
| | | 55,101,143 | 53,189,787 |

Notes to the Consolidated Financial Statements (continued)

綜合財務報表附註(續)

25 Borrowings (Continued)

Notes:

- (a) In June 2016, the Group issued 4.95% corporate bonds with an aggregate nominal value of RMB3,100,000,000 (equivalent to approximately HK\$3,538,005,000) (the "Bonds"). In June 2018, the Group redeemed bonds with aggregate nominal value of RMB1,100,000,000 (equivalent to approximately HK\$1,310,296,000). The redemption amount was equal to its nominal value. The unamortised borrowing costs totaling HK\$2,442,000 were charged to the consolidated income statement for the year ended 31st December 2018. The Bonds will mature in June 2019 and are repayable at their nominal value of RMB2,000,000,000. The Group has the right to adjust the coupon rate and the investors are entitled at its option to sell back the Bonds to the Group at the end of the second year from the date of issue, subject to the terms and conditions specified in the offering circular.

- (b) In March 2016, the Group issued asset-backed securities with an aggregate nominal value of RMB2,107,000,000 (equivalent to approximately HK\$2,404,702,000) (the "Securities"). The Securities were partially repaid and the carrying amount of the remaining Securities as at 31st December 2018 amounted to HK\$1,686,913,000. The remaining Securities will mature in 2019, 2020, 2021 and 2022. Subject to the terms and conditions specified in the offering circular, the Group has the right to redeem all of the Securities which mature in 2020, 2021 and 2022 ("the Redeemable Securities") at the end of the third year from the date of issue, the investors are also entitled to sell back the Redeemable Securities to the Group on the same date.

In October 2016, the Group issued asset-backed securities with an aggregate nominal value of RMB880,000,000 (equivalent to approximately HK\$1,052,745,000) (the "Securities"). In May 2017, the Group redeemed all the Securities at the principal amount of RMB880,000,000 (equivalent to approximately HK\$1,052,745,000) according to the mechanism specified in the offering circular, plus accrued and unpaid interest to the redemption date. The redemption amount was equal to its nominal value. The unamortised borrowing costs totaling HK\$5,242,000 were charged to the consolidated income statement for the year ended 31st December 2017.

- (c) In June 2018, the Group issued commercial mortgage-backed securities with an aggregate nominal value of RMB5,600,000,000 (equivalent to approximately HK\$6,391,235,000) (the "Securities"). The Securities will mature in 2039 and are repayable at their nominal value of RMB5,600,000,000. Subject to the terms and conditions specified in the offering circular, the Group has the right to redeem all of the Securities every three years (the "Redeemable Securities") from the date of issue, the investor are also entitled to sell back the Redeemable Securities to the Group on the same date. As at 31st December 2018, the Securities are secured by an investment property of approximately HK\$7,180 million and rental receivables of the investment property.

25 借貸(續)

附註:

- (a) 於二零一六年六月，本集團發行總面值為人民幣3,100,000,000元(相等於約3,538,005,000港元)之4.95厘公司債券(「債券」)。於二零一八年六月，本集團贖回總面值為人民幣1,100,000,000(相等於約1,310,296,000港元)之債券。贖回金額等於其面值。未攤銷借貸成本合計2,442,000港元已計入截至二零一八年十二月三十一日止年度的綜合收益表內。債券於二零一九年六月到期，並將按其面值人民幣2,000,000,000元償還。根據發售通函列明之條款及條件，本集團有權調整票面利率，而投資者有權選擇於發行日期起計第二年年末向本集團售回債券。

- (b) 於二零一六年三月，本集團發行總面值為人民幣2,107,000,000元(相等於約2,404,702,000港元)之資產支持證券(「證券」)。證券已部分償還，於二零一八年十二月三十一日，餘下證券的賬面值為1,686,913,000港元。餘下證券將於二零一九年、二零二零年、二零二一年及二零二二年到期。根據發售通函列明之條款及條件，本集團有權於發行日期起計第三年年底贖回所有於二零二零年、二零二一年及二零二二年到期的證券(「可贖回證券」)，而投資者亦有權於相同日期向本集團售回可贖回證券。

於二零一六年十月，本集團發行總面值為人民幣880,000,000元(相等於約1,052,745,000港元)之資產支持證券(「證券」)。於二零一七年五月，本集團根據發售通函列明之機制贖回所有證券，本金金額為人民幣880,000,000元(相等於約1,052,745,000港元)，另加直至贖回日期應計及未支付的利息。贖回金額等於其面值。未攤銷借貸成本合計5,242,000港元已計入截至二零一七年十二月三十一日止年度的綜合收益表內。

- (c) 於二零一八年六月，本集團發行總面值為人民幣5,600,000,000元(相等於約6,391,235,000港元)之商業抵押擔保證券(「證券」)。證券將於二零三九年到期，並將按其總面值人民幣5,600,000,000元償還。根據發售通函列明之條款及條件，本集團有權於發行日期起計每三年贖回所有證券(「可贖回證券」)，而投資者亦有權於相同日期向本集團售回可贖回證券。於二零一八年十二月三十一日，證券以一項約7,180百萬港元的投資物業及其應收租金作抵押。

25 Borrowings (Continued)

25 借貸(續)

The maturity analysis of the borrowings is as follows:

借貸之到期分析如下：

| | | Bank and financial institution borrowings 銀行及財務機構借貸 | | Corporate bonds 公司債券 | | Asset-backed securities 資產支持證券 | | Commercial mortgage- backed securities 商業抵押擔保證券 | | Total 總計 | |
|------------------------------|-------|---|-----------------|-------------------------|-----------------|-----------------------------------|-----------------|---|-----------------|-----------------|-----------------|
| | | 2018 | 2017 | 2018 | 2017 | 2018 | 2017 | 2018 | 2017 | 2018 | 2017 |
| | | 二零一八年 | 二零一七年 | 二零一八年 | 二零一七年 | 二零一八年 | 二零一七年 | 二零一八年 | 二零一七年 | 二零一八年 | 二零一七年 |
| | | HK\$'000 千港元 | HK\$'000 千港元 | HK\$'000 千港元 | HK\$'000 千港元 | HK\$'000 千港元 | HK\$'000 千港元 | HK\$'000 千港元 | HK\$'000 千港元 | HK\$'000 千港元 | HK\$'000 千港元 |
| Within one year | 一年內 | 9,436,196 | 11,537,211 | 2,280,415 | 3,698,135 | 1,686,913 | 327,627 | 41,087 | — | 13,444,611 | 15,562,973 |
| Between one and two years | 一年至兩年 | 13,368,850 | 8,793,157 | — | — | — | 1,816,195 | 17,119 | — | 13,385,969 | 10,609,352 |
| Between two and five years | 兩年至五年 | 19,460,974 | 21,572,306 | — | — | — | — | 5,612,739 | — | 25,073,713 | 21,572,306 |
| Over five years | 超過五年 | 3,196,850 | 5,445,156 | — | — | — | — | — | — | 3,196,850 | 5,445,156 |
| | | 45,462,870 | 47,347,830 | 2,280,415 | 3,698,135 | 1,686,913 | 2,143,822 | 5,670,945 | — | 55,101,143 | 53,189,787 |

The borrowings are denominated in the following currencies and with the following respective weighted average effective interest rates:

借貸以下列貨幣為單位及按下列各實際加權平均利率計息：

| | | 2018 二零一八年 | | 2017 二零一七年 | |
|--|-----------------|-----------------|------------------------------------|-----------------|------------------------------------|
| | | HK\$'000 千港元 | Effective interest rate 實際利率 | HK\$'000 千港元 | Effective interest rate 實際利率 |
| RMB | 人民幣 | | | | |
| — Bank and financial institution borrowings | — 銀行及 財務機構借貸 | 42,484,126 | 5.96% | 45,285,813 | 5.99% |
| — Corporate bonds | — 公司債券 | 2,280,415 | 5.30% | 3,698,135 | 5.15% |
| — Asset-backed securities | — 資產支持證券 | 1,686,913 | 6.28% | 2,143,822 | 6.28% |
| — Commercial mortgage- backed securities | — 商業抵押擔保證券 | 5,670,945 | 6.57% | — | N/A |
| HK dollar | 港元 | | | | |
| — Bank borrowings | — 銀行借貸 | 2,978,744 | 1.44% | 2,062,017 | 1.34% |
| | | 55,101,143 | | 53,189,787 | |

25 Borrowings (Continued)

25 借貸(續)

The carrying amounts and the fair values of the borrowings are as follows:

借貸之賬面值及公平值如下：

| | Carrying amount 賬面值 | | Fair values 公平值 | |
|---|----------------------------------|----------------------------------|----------------------------------|----------------------------------|
| | 2018 二零一八年 HK\$'000 千港元 | 2017 二零一七年 HK\$'000 千港元 | 2018 二零一八年 HK\$'000 千港元 | 2017 二零一七年 HK\$'000 千港元 |
| Bank and financial institution borrowings 銀行及財務機構借貸 | 45,462,870 | 47,347,830 | 44,483,871 | 47,514,000 |
| Corporate bonds 公司債券 | 2,280,415 | 3,698,135 | 2,285,853 | 3,703,067 |
| Asset-backed securities 資產支持證券 | 1,686,913 | 2,143,822 | 1,687,582 | 2,147,111 |
| Commercial mortgage-backed securities 商業抵押擔保證券 | 5,670,945 | — | 5,751,389 | — |
| | 55,101,143 | 53,189,787 | 54,208,695 | 53,364,178 |

The fair values of the bank and financial institution borrowings, corporate bonds, asset-based securities and commercial mortgage-backed securities are based on cash flows discounted using the market interest rate of 3.2% to 11.8% per annum as at the year end (2017: 1.4% to 7.0% per annum), depending on the currency of the borrowings.

於年結日，銀行及財務機構借貸、公司債券、資產支持證券及商業抵押擔保證券的公平值乃根據市場年利率3.2厘至11.8厘（二零一七年：年利率1.4厘至7.0厘）（視乎借貸貨幣）計算之折現現金流釐訂。

As at 31st December 2018, the Group's bank and financial institution borrowings were secured by:

於二零一八年十二月三十一日，本集團之銀行及財務機構之借貸乃以下列抵押品擔保：

- (i) the Group's land (prepaid operating lease payments for hotel properties and self-use buildings) of approximately HK\$328,460,000 (2017: HK\$404,475,000);
- (ii) the Group's hotel properties of approximately HK\$1,462,155,000 (2017: HK\$1,558,617,000);
- (iii) the Group's properties under development for sale of approximately HK\$16,948,836,000 (2017: HK\$16,710,038,000);

- (i) 本集團約328,460,000港元（二零一七年：404,475,000港元）之土地（酒店物業及自用樓宇之預付經營租賃款項）；
- (ii) 本集團約1,462,155,000港元（二零一七年：1,558,617,000港元）之酒店物業；
- (iii) 本集團約16,948,836,000港元（二零一七年：16,710,038,000港元）之可供出售之發展中物業；

25 Borrowings (Continued)

- (iv) the Group's completed properties for sale of approximately HK\$4,546,252,000 (2017: HK\$3,831,990,000);
- (v) the Group's investment properties of approximately HK\$23,490,014,000 (2017: HK\$17,441,687,000);
- (vi) the Group's financial assets at fair value through other comprehensive income and available-for-sale financial assets of approximately HK\$2,978,952,000 (2017: HK\$3,396,705,000);
- (vii) the Group's financial assets at fair value through profit and loss of approximately HK\$224,006,000 (2017: Nil);
- (viii) the Group's bank deposits of HK\$ 385,528,000 (2017: HK\$33,436,000); and
- (ix) the Group's equity interests in subsidiaries of HK\$1,393,066,000 (2017: HK\$1,792,368,000).

25 借貸(續)

- (iv) 本集團約4,546,252,000港元(二零一七年: 3,831,990,000港元)之可供出售之已落成物業;
- (v) 本集團約23,490,014,000港元(二零一七年: 17,441,687,000港元)之投資物業;
- (vi) 本集團約2,978,952,000港元(二零一七年: 3,396,705,000港元)之按公平值透過其他全面收入列賬之財務資產及可供出售財務資產;
- (vii) 本集團約224,006,000港元(二零一七年: 零)之按公平值透過損益列賬之財務資產;
- (viii) 本集團為385,528,000港元(二零一七年: 33,436,000港元)之銀行存款; 及
- (ix) 本集團於附屬公司之股本權益1,393,066,000港元(二零一七年: 1,792,368,000港元)。

26 Deferred Income Tax

Deferred tax assets and deferred tax liabilities are offset when there is a legally enforceable right to offset current tax assets against current tax liabilities and when the deferred income taxes relate to the same tax authority. The offset amounts are as follows:

26 遞延所得稅

遞延稅項資產及遞延稅項負債僅在本期稅項資產及本期稅項負債有合法可強制執行權利互相抵銷及遞延所得稅與同一稅務機關有關，方可互相抵銷。抵銷金額如下：

| | | 2018 二零一八年 HK\$'000 千港元 | 2017 二零一七年 HK\$'000 千港元 |
|---|--------------------|----------------------------------|----------------------------------|
| Deferred tax assets: | 遞延稅項資產： | | |
| — Deferred tax assets to be recovered after more than twelve months | — 將於十二個月後收回之遞延稅項資產 | 721,876 | 653,413 |
| — Deferred tax assets to be recovered within twelve months | — 將於十二個月內收回之遞延稅項資產 | 62,271 | 86,747 |
| | | 784,147 | 740,160 |
| Deferred tax liabilities: | 遞延稅項負債： | | |
| — Deferred tax liabilities to be realised after more than twelve months | — 將於十二個月後變現之遞延稅項負債 | (8,007,141) | (7,412,051) |
| — Deferred tax liabilities to be realised within twelve months | — 將於十二個月內變現之遞延稅項負債 | (316,365) | (234,690) |
| | | (8,323,506) | (7,646,741) |
| | | (7,539,359) | (6,906,581) |

26 Deferred Income Tax (Continued)

26 遞延所得稅(續)

The net movements in deferred taxation are as follows:

遞延稅項淨變動如下：

| | | 2018 二零一八年 HK\$'000 千港元 | 2017 二零一七年 HK\$'000 千港元 |
|---|-----------------------------|----------------------------------|----------------------------------|
| Assets/(liabilities) | 資產/(負債) | | |
| At 1st January | 於一月一日 | (6,906,581) | (5,584,883) |
| Recognised in the consolidated income statement (Note 36) | 於綜合收益表確認(附註36) | (1,037,405) | (961,346) |
| Acquisition of a subsidiary (Note 39(b)) | 收購一間附屬公司(附註39(b)) | (10,391) | — |
| Released directly from/(credited directly to) other comprehensive income (Note 30) | 直接解除自/(直接計入)其他全面收入(附註30) | | |
| — Fair value gain on available-for-sale financial assets | — 可供出售財務資產之公平值收益 | — | (94,552) |
| — Fair value loss on financial assets at fair value through other comprehensive income | — 按公平值透過其他全面收入列賬之財務資產之公平值虧損 | 68,337 | — |
| — Assets revaluation reserve realised upon disposal of completed properties held for sale | — 出售持作出售已落成物業時變現之資產重估儲備 | 33,081 | 157,224 |
| Exchange difference | 匯兌差額 | 313,600 | (423,024) |
| At 31st December | 於十二月三十一日 | (7,539,359) | (6,906,581) |

The movements in deferred tax assets and deferred tax liabilities, without taking into consideration the offsetting of balances within the same tax jurisdiction, are as follows:

遞延稅項資產及遞延稅項負債之變動(並無考慮相同稅務司法權區內之結餘抵銷)如下：

Deferred tax assets

遞延稅項資產

| | | Tax losses 稅項虧損 | |
|---|----------|----------------------------------|----------------------------------|
| | | 2018 二零一八年 HK\$'000 千港元 | 2017 二零一七年 HK\$'000 千港元 |
| At 1st January | 於一月一日 | 740,160 | 495,525 |
| Recognised in the consolidated income statement | 於綜合收益表確認 | 106,192 | 202,789 |
| Exchange difference | 匯兌差額 | (62,205) | 41,846 |
| At 31st December | 於十二月三十一日 | 784,147 | 740,160 |

26 Deferred Income Tax (Continued)

26 遞延所得稅(續)

Deferred tax liabilities

遞延稅項負債

| | | Withholding income tax on undistributed profits 來自未分派 溢利之預扣 所得稅 HK\$'000 千港元 | Revaluation surplus 重估盈餘 HK\$'000 千港元 | Total 總計 HK\$'000 千港元 |
|---|-----------------------|--|---|--------------------------------|
| At 1st January 2017 | 於二零一七年一月一日 | (69,452) | (6,010,956) | (6,080,408) |
| Recognised in the consolidated income statement | 於綜合收益表確認 | (1,935) | (1,162,200) | (1,164,135) |
| Released directly from other comprehensive income, net | 直接解除自其他全面 收入，淨額 | — | 62,672 | 62,672 |
| Exchange difference | 匯兌差額 | (4,937) | (459,933) | (464,870) |
| At 31st December 2017 | 於二零一七年 十二月三十一日 | (76,324) | (7,570,417) | (7,646,741) |
| Recognised in the consolidated income statement | 於綜合收益表確認 | 2,628 | (1,146,225) | (1,143,597) |
| Acquisition of a subsidiary (Note 39(b)) | 收購一間附屬公司 (附註39(b)) | — | (10,391) | (10,391) |
| Released directly from other comprehensive income, net | 直接解除自其他全面 收入，淨額 | — | 101,418 | 101,418 |
| Exchange difference | 匯兌差額 | 3,451 | 372,354 | 375,805 |
| At 31st December 2018 | 於二零一八年 十二月三十一日 | (70,245) | (8,253,261) | (8,323,506) |

The recognised deferred tax assets relate to tax losses amounting to approximately HK\$3,136,590,000 (2017: HK\$2,960,640,000) which are expiring from 2019 through 2023.

約3,136,590,000港元(二零一七年：2,960,640,000港元)之已確認有關稅項虧損之遞延稅項資產將於二零一九年至二零二三年期間屆滿。

Deferred tax assets are recognised for tax loss carried forward to the extent that the realisation of the related tax benefit through future taxable profits is probable. As at 31st December 2018, the Group did not recognise deferred tax assets of approximately HK\$392,658,000 (2017: HK\$386,039,000) in respect of tax losses amounting to approximately HK\$2,038,654,000 (2017: HK\$1,925,642,000). These tax losses have no expiry dates except for the tax losses of approximately HK\$662,108,000 (2017: HK\$803,615,000) which will expire at various dates up to and including 2023 (2017: 2022).

遞延稅項資產乃因應相關稅務利益可透過未來應課稅溢利變現而就所結轉之稅項虧損作確認。於二零一八年十二月三十一日，本集團並無確認遞延稅項資產約392,658,000港元(二零一七年：386,039,000港元)，涉及稅項虧損約2,038,654,000港元(二零一七年：1,925,642,000港元)。除約662,108,000港元(2017年：803,615,000港元)的稅項虧損將於直至2023年(2017年：2022年)(包括該年)不同日期屆滿外，該等稅項虧損並無限期。

26 Deferred Income Tax (Continued)

Deferred tax liabilities (Continued)

As at 31st December 2018, deferred tax liabilities of HK\$3,464,255,000 (2017: HK\$2,301,160,000) have not been recognised for withholding tax on the unremitted earnings of certain subsidiaries in Mainland China, as these earnings are expected to be reinvested in Mainland China in the foreseeable future.

27 Current Tax Liabilities

Current tax liabilities mainly represent payable for Mainland China corporate income tax and Mainland China land appreciation tax.

28 Share Capital

| | Number of ordinary shares 普通股數目 '000 千股 | Share capital 股本 HK\$'000 千港元 |
|---|--|--|
| At 1st January 2017, 31st December 2017 and 31st December 2018 | 於二零一七年一月一日、 二零一七年十二月三十一日及 二零一八年十二月三十一日 | 2,225,560 222,556 |

The total authorised number of ordinary shares is 3,000,000,000 shares (2017: 3,000,000,000 shares), with a par value of HK\$ 0.1 per share (2017: HK\$0.1 per share).

All issued shares are fully paid.

26 遞延所得稅(續)

遞延稅項負債(續)

於二零一八年十二月三十一日，本集團尚未就若干中國大陸附屬公司未匯出盈利的預扣稅確認遞延稅項負債3,464,255,000港元(二零一七年：2,301,160,000港元)，原因為此等盈利預期將可預見未來於中國大陸用作再投資。

27 本期稅項負債

本期稅項負債主要指應付中國大陸企業所得稅及應付中國大陸土地增值稅。

28 股本

法定普通股總數為3,000,000,000股(二零一七年：3,000,000,000股)每股面值0.1港元(二零一七年：每股面值0.1港元)之股份。

所有已發行股份均已繳足股款。

29 Non-Controlling Interests

The total non-controlling interests as at 31st December 2018 is HK\$2,078,725,000 (2017: HK\$2,143,533,000), of which HK\$2,065,072,000 (2017: HK\$2,084,930,000) relates to Believe Best Investments Limited ("Believe Best Group"). Believe Best Group is 80% owned by the Group and is principally engaged in property development in Chaoyang District, Beijing, Mainland China. The non-controlling interests in respect of the remaining subsidiaries are not material individually.

Set out below are the summarised financial information of Believe Best Group, which have included fair value adjustments resulted from the acquisition of Believe Best Group in prior years.

Summarised consolidated balance sheet

| | | Believe Best Group 信佳集團 | |
|-------------------------|------------|----------------------------------|----------------------------------|
| | | 2018 二零一八年 HK\$'000 千港元 | 2017 二零一七年 HK\$'000 千港元 |
| Assets | 資產 | | |
| Non-current assets | 非流動資產 | 553,807 | 528,596 |
| Current assets | 流動資產 | 24,367,948 | 24,653,053 |
| Total assets | 總資產 | 24,921,755 | 25,181,649 |
| Liabilities | 負債 | | |
| Non-current liabilities | 非流動負債 | (12,446,455) | (9,541,200) |
| Current liabilities | 流動負債 | (2,792,939) | (5,849,380) |
| Total liabilities | 負債總額 | (15,239,394) | (15,390,580) |
| Net assets | 淨資產 | 9,682,361 | 9,791,069 |

29 非控制性權益

於二零一八年十二月三十一日，非控制性權益總額為2,078,725,000港元（二零一七年：2,143,533,000港元），其中2,065,072,000港元（二零一七年：2,084,930,000港元）與信佳投資有限公司（「信佳集團」）有關。信佳集團由本集團擁有80%權益，主要於中國大陸北京朝陽區從事物業發展。有關其餘附屬公司的非控制性權益各自並不重大。

信佳集團的財務資料概要載列於下文，已包括過往年度之收購信佳集團所導致之公平值調整。

綜合財務狀況表概要

29 Non-Controlling Interests (Continued)

29 非控制性權益(續)

Summarised consolidated statement of comprehensive income

綜合全面收入報表概要

| | | Believe Best Group 信佳集團 | |
|--|-----------------|----------------------------------|----------------------------------|
| | | 2018 二零一八年 HK\$'000 千港元 | 2017 二零一七年 HK\$'000 千港元 |
| Revenues | 收益 | 914,893 | 767,627 |
| Profit before taxation | 除稅前溢利 | 285,848 | 219,522 |
| Taxation | 稅項 | (107,495) | (56,587) |
| Profit for the year and total comprehensive income for the year | 年度溢利及年度全面收入總額 | 178,353 | 162,935 |
| Total comprehensive income attributable to non-controlling interests | 非控制性權益應佔之全面收入總額 | 35,671 | 32,587 |

Summarised consolidated cash flow statement

綜合現金流量表概要

| | | Believe Best Group 信佳集團 | |
|--|--------------------|----------------------------------|----------------------------------|
| | | 2018 二零一八年 HK\$'000 千港元 | 2017 二零一七年 HK\$'000 千港元 |
| Cash flows from operating activities | 經營活動之現金流量 | | |
| Cash generated from operations | 經營產生之現金 | 768,552 | 189,506 |
| Mainland China corporate income tax paid | 已付中國大陸企業所得稅 | (65,794) | (4,628) |
| Mainland China land appreciation tax paid | 已付中國大陸土地增值稅 | (24,758) | (19,201) |
| Net cash generated from operating activities | 經營活動產生之現金淨額 | 678,000 | 165,677 |
| Net cash generated from/(used in) investing activities | 投資活動產生/(所用)之現金淨額 | 11,922 | (15,903) |
| Net cash used in financing activities | 融資活動所用之現金淨額 | (808,823) | (106,932) |
| Net (decrease)/increase in cash and cash equivalents | 現金及現金等價物之(減少)/增加淨額 | (118,901) | 42,842 |
| Cash and cash equivalents at 1st January | 於一月一日之現金及現金等價物 | 199,576 | 145,063 |
| Exchange difference on cash and cash equivalents | 現金及現金等價物之匯兌差額 | (5,756) | 11,671 |
| Cash and cash equivalents at 31st December | 於十二月三十一日之現金及現金等價物 | 74,919 | 199,576 |

Notes to the Consolidated Financial Statements (continued)

綜合財務報表附註(續)

30 Reserves

30 儲備

For the year ended 31st December 2018

截至二零一八年十二月三十一日止年度

| | | Share premium 股份溢價 HK\$'000 千港元 | Statutory reserve (i) 法定儲備(i) HK\$'000 千港元 | Assets revaluation reserve (ii) 資產重估 儲備(ii) HK\$'000 千港元 | Currency translation differences 貨幣 匯兌差額 HK\$'000 千港元 | Retained earnings 保留盈利 HK\$'000 千港元 | Total 總計 HK\$'000 千港元 |
|---|---------------------------------------|---|--|--|---|---|------------------------------------|
| Balance at 1st January 2018 | 於二零一八年 一月一日之結餘 | 15,800,776 | 161,117 | 1,840,646 | 3,808,877 | 42,260,153 | 63,871,569 |
| Changes in accounting policies (Note 2.2) | 會計政策變動 (附註2.2) | — | — | (1,064) | 2,740 | 79,229 | 80,905 |
| Balance at 1st January 2018, as restated | 於二零一八年 一月一日之結餘 (經重列) | 15,800,776 | 161,117 | 1,839,582 | 3,811,617 | 42,339,382 | 63,952,474 |
| Profit for the year | 年度溢利 | — | — | — | — | 5,775,467 | 5,775,467 |
| Currency translation differences | 貨幣匯兌差額 | — | — | — | (3,105,688) | — | (3,105,688) |
| Fair value loss on financial assets at fair value through other comprehensive income | 按公平值透過其他 全面收入列賬之 財務資產之 公平值虧損 | — | — | (273,347) | — | — | (273,347) |
| Realised upon disposal of completed properties held for sale | 出售持作出售已落成 物業時變現 | — | — | (87,746) | — | — | (87,746) |
| Dividends paid | 已付股息 | — | — | — | — | (890,224) | (890,224) |
| Deferred tax | 遞延稅項 | — | — | 101,418 | — | — | 101,418 |
| Balance at 31st December 2018 | 於二零一八年 十二月三十一日 之結餘 | 15,800,776 | 161,117 | 1,579,907 | 705,929 | 47,224,625 | 65,472,354 |

For the year ended 31st December 2017

截至二零一七年十二月三十一日止年度

| | | Share premium 股份溢價 HK\$'000 千港元 | Statutory reserve (i) 法定儲備(i) HK\$'000 千港元 | Assets revaluation reserve (ii) 資產重估 儲備(ii) HK\$'000 千港元 | Currency translation differences 貨幣 匯兌差額 HK\$'000 千港元 | Retained earnings 保留盈利 HK\$'000 千港元 | Total 總計 HK\$'000 千港元 |
|--|--------------------------|---|--|--|---|---|------------------------------------|
| Balance at 1st January 2017 | 於二零一七年 一月一日之結餘 | 15,800,776 | 161,117 | 1,735,612 | (189,495) | 36,686,324 | 54,194,334 |
| Profit for the year | 年度溢利 | — | — | — | — | 5,796,385 | 5,796,385 |
| Currency translation differences | 貨幣匯兌差額 | — | — | — | 3,998,372 | — | 3,998,372 |
| Fair value gain on available- for-sale financial assets | 可供出售財務資產之 公平值收益 | — | — | 378,207 | — | — | 378,207 |
| Realised upon disposal of completed properties held for sale | 出售持作出售已落成 物業時變現 | — | — | (335,845) | — | — | (335,845) |
| Dividends paid | 已付股息 | — | — | — | — | (222,556) | (222,556) |
| Deferred tax | 遞延稅項 | — | — | 62,672 | — | — | 62,672 |
| Balance at 31st December 2017 | 於二零一七年 十二月三十一日 之結餘 | 15,800,776 | 161,117 | 1,840,646 | 3,808,877 | 42,260,153 | 63,871,569 |

30 Reserves (Continued)

Notes:

- (i) As stipulated by regulations in Mainland China, the Company's subsidiaries established and operated in Mainland China are required to appropriate a portion of their after-tax profit (after offsetting prior year losses) to the statutory reserves and enterprise expansion fund, at rates determined by their respective boards of directors. The statutory reserves can be utilised to offset prior year losses or be utilised for the issuance of bonus shares, whilst the enterprise expansion fund can be utilised for the development of business operations. When the statutory reserve reaches an amount equal to 50% of the registered capital of the Company's subsidiaries, further appropriation needs not be made.
- (ii) Assets revaluation reserve represents revaluation reserve of financial assets at FVOCI and AFS financial assets and the balance of fair value gain in respect of 69.5% interest in Guangzhou Zhujiang Qiaodu Real Estate Limited ("GZQREL").

Upon completion of the acquisition of Guangzhou Nonggongshang Construction and Development Company Limited in 2007, GZQREL became a subsidiary of the Group. The fair value gain in respect of the 69.5% interest in GZQREL previously held by the Group (as a joint venture) of approximately HK\$2,180,096,000, net of tax, has been credited to an asset revaluation reserve directly in other comprehensive income.

Subsequent sales of the properties developed by GZQREL are regarded as partial disposal of the business of GZQREL and accordingly the related portion of the asset revaluation reserve is released to the consolidated statement of comprehensive income. As at 31st December 2018, the asset revaluation reserve of GZQREL amounted to approximately HK\$ 692,194,000 (2017: HK\$746,859,000).

30 儲備(續)

附註：

- (i) 按照中國大陸法規所訂明，本公司於中國大陸成立及經營之附屬公司須自其除稅後溢利(經抵銷過往年度虧損後)中撥出一部分至法定儲備及企業發展基金，比率乃由各董事會釐定。法定儲備可用作抵銷過往年度虧損或用作發行紅股，而企業發展基金則可用作發展業務。當法定儲備達到相當於本公司的附屬公司註冊資本50%之金額時，將毋須進一步作出撥款。
- (ii) 資產重估儲備指按公平值透過其他全面收入列賬之財務資產及可供出售財務資產之重估儲備，及廣州珠江僑都房地產有限公司(「僑都」)69.5%權益公平值收益餘額之重估儲備。

於二零零七年完成收購廣州市農工商集團建設開發公司後，僑都成為本集團之附屬公司。本集團先前持有僑都(作為一間合營公司)的69.5%權益之公平值收益約2,180,096,000港元(已扣除稅項)已直接在其他全面收入計入資產重估儲備。

往後銷售由僑都開發之物業視為出售僑都部分業務，資產重估儲備之有關部分因此撥入綜合全面收入報表。於二零一八年十二月三十一日，僑都的資產重估儲備約692,194,000港元(二零一七年：746,859,000港元)。

31 Other Gains, Net

31 其他收益，淨額

| | | 2018 二零一八年 HK\$'000 千港元 | 2017 二零一七年 HK\$'000 千港元 |
|---|----------------------------|----------------------------------|----------------------------------|
| Dividend income from | 股息收入來自 | | |
| — financial assets at fair value through other comprehensive income | — 按公平值透過其他全面收入列賬之財務資產 | 143,025 | — |
| — available-for-sale financial assets | — 可供出售財務資產 | — | 141,511 |
| — financial assets at fair value through profit or loss | — 按公平值透過損益列賬之財務資產 | 6,159 | 5,482 |
| Government grants | 政府補助 | 65,410 | 14,493 |
| Fair value (loss)/gain on financial assets at fair value through profit or loss | 按公平值透過損益列賬之財務資產之公平值(虧損)/收益 | (72,276) | 47,808 |
| Net foreign exchange gain | 匯兌收益淨額 | | |
| — net foreign exchange losses | — 匯兌虧損淨額 | (50,833) | (69,742) |
| — exchange losses relating to foreign currency borrowings capitalised | — 已資本化的外幣借貸相關匯兌虧損 | 62,224 | 42,874 |
| Provision for impairment of goodwill | 商譽減值撥備 | (26) | (459) |
| Gain on disposal of land | 處置土地收益 | — | 18,739 |
| Gain on disposal of financial assets at fair value through profit or loss | 處置按公平值透過損益列賬之財務資產收益 | 8,017 | 6,874 |
| Others | 其他 | 235 | — |
| | | 161,935 | 207,580 |

32 Expenses by Nature

32 按性質劃分之開支

Expenses included in cost of sales, selling and marketing expenses and general and administrative expenses are analysed as follows:

開支包括銷售成本、銷售及市場推廣費用，以及一般及行政費用，分析如下：

| | | 2018 二零一八年 HK\$'000 千港元 | 2017 二零一七年 HK\$'000 千港元 |
|---|----------------------|----------------------------------|----------------------------------|
| Advertising and promotion costs | 廣告及推廣開支 | 135,744 | 94,875 |
| Amortisation of land costs | 土地成本攤銷 | 56,767 | 52,284 |
| Auditor's remuneration | 核數師酬金 | 10,536 | 10,965 |
| Other professional fees | 其他專業費用 | 9,935 | 7,415 |
| Cost of completed properties sold | 出售已落成物業之成本 | 4,362,243 | 7,119,168 |
| Depreciation of properties and equipment | 物業及設備折舊 | 183,244 | 174,584 |
| Direct operating expenses arising from investment properties that | 以下類別投資物業產生之直接經營開支 | | |
| — generate rental income | — 產生租金收入 | 421,152 | 415,668 |
| — did not generate rental income | — 並無產生租金收入 | 6,684 | 4,880 |
| Employees' benefits costs (including Directors' emoluments) (Note 33) | 僱員福利成本(包括董事酬金)(附註33) | 1,298,953 | 928,598 |
| Loss on disposals of properties and equipment | 出售物業及設備虧損 | 2,878 | 8,324 |
| Operating lease rental in respect of premises | 物業之經營租賃租金 | 20,447 | 14,294 |
| Provision for impairment of accounts receivable | 應收賬款減值撥備 | 12,623 | 14,694 |

33 Employees' Benefits Costs

33 僱員福利成本

| | | 2018 二零一八年 HK\$'000 千港元 | 2017 二零一七年 HK\$'000 千港元 |
|--------------------------------------|-----------|----------------------------------|----------------------------------|
| Salaries and allowances | 薪金及津貼 | 748,141 | 588,230 |
| Sales commission and bonus | 銷售佣金及花紅 | 369,231 | 202,898 |
| Pension costs | 退休金成本 | | |
| — Defined contribution plans | — 定額供款計劃 | 181,581 | 137,460 |
| — Provision for long-service payment | — 長期服務金撥備 | — | 10 |
| | | 1,298,953 | 928,598 |

(a) Pensions — Defined contribution plans

The Group has arranged its Hong Kong employees to join the Mandatory Provident Fund Scheme ("the MPF Scheme"), a defined contribution scheme managed by an independent trustee. Under the MPF scheme, each of the Group (the employer) and its employees make monthly contributions to the scheme at 5% of the employees' earnings as defined under the Mandatory Provident Fund legislation. The monthly contributions of each of the employer and employees are subject to a cap of HK\$1,500 and thereafter contributions are voluntary.

As stipulated by rules and regulations in Mainland China, the Group contributes to state-sponsored retirement plans for its employees in Mainland China. The Group's employees make monthly contributions to the plans at approximately 8% of the income (comprising salaries, allowances and bonus), while the Group contributes 12% to 22% of such income and has no further obligations for the actual payment of pensions beyond the contributions. The state-sponsored retirement plans are responsible for the entire pension obligations payable to the retired employees.

No forfeited contributions (2017: Nil) were utilised during the year. There is no forfeited contributions leaving available at the year-end to reduce future contributions.

Contributions totalling HK\$13,944,000 (2017: HK\$13,025,000) were payable to the fund at the year-end.

(a) 退休金 — 定額供款計劃

本集團已替其香港僱員安排參與一項由一位獨立信託人管理之定額供款計劃，即強制性公積金計劃（「強積金計劃」）。根據強積金計劃，本集團（僱主）及其僱員各自須按強制性公積金法例所界定各自按該僱員收入之5%向該計劃作每月供款。僱主及僱員各自所作之每月供款之上限為1,500港元，多於上限之供款則屬自願性質。

按照中國大陸之規則及法規所規定，本集團為其於中國大陸之僱員選擇一個由國家資助之退休計劃。本集團僱員每月按其收入（包括薪金、津貼及花紅）約8%對計劃作出供款，本集團則按該等收入12%至22%作出供款。除這些供款外，本集團並無其他對實際退休金付款責任。國家資助之退休計劃負責支付退休僱員之全部退休金。

年內並無已沒收的供款（二零一七年：零）被動用。概無已沒收供款剩餘於年末可供使用以減少未來供款。

合共13,944,000港元（二零一七年：13,025,000港元）的供款於年末應付予基金。

33 Employees' Benefits Costs (Continued)

(b) Five highest paid individuals

The five individuals whose emoluments were the highest in the Group for the year include one (2017: two) director, whose emoluments are reflected in the analysis presented above. The emoluments for the remaining four (2017: three) individuals are as follows:

| | | 2018 二零一八年 HK\$'000 千港元 | 2017 二零一七年 HK\$'000 千港元 |
|---|-------------|----------------------------------|----------------------------------|
| Salaries and allowances | 薪金及津貼 | 8,295 | 6,616 |
| Employer's contribution to pension scheme | 僱主對退休金計劃之供款 | 371 | 356 |
| | | 8,666 | 6,972 |

The emoluments fell within the following band:

酬金介乎以下組別：

| | | Number of individuals 人數 | |
|--------------------------------|----------------------------|-----------------------------|---------------|
| | | 2018 二零一八年 | 2017 二零一七年 |
| HK\$1,500,001 to HK\$2,000,000 | 1,500,001 港元至 2,000,000 港元 | — | 1 |
| HK\$2,000,001 to HK\$2,500,000 | 2,000,001 港元至 2,500,000 港元 | 3 | 1 |
| HK\$2,500,001 to HK\$3,000,000 | 2,500,001 港元至 3,000,000 港元 | 1 | 1 |

34 Benefits and Interests of Directors

The remuneration of each director for the year ended 31st December 2018 is set out below:

34 董事利益及權益

截至二零一八年十二月三十一日止年度，各董事之酬金載列如下：

| Name of director | 董事姓名 | As director (i) 作為董事(i) | As management (ii) 作為管理層(ii) | Employee benefits | Total |
|--|----------------|-------------------------------|---|----------------------|-------|
| | | Fees 袍金 HK\$'000 千港元 | Basic salaries, allowances and benefits- in-kind (iii) 基本薪金、 津貼及 實物利益(iii) HK\$'000 千港元 | | |
| Executive directors | 執行董事 | | | | |
| Mr. Au Wai Kin | 歐偉建先生 | — | — | 252 | 252 |
| Mr. Bao Wenge | 鮑文格先生 | — | — | 1,609 | 1,609 |
| Ms. Chu Kut Yung | 朱桔榕女士 | — | — | 2,327 | 2,327 |
| Mr. Chu Mang Yee | 朱孟依先生 | — | — | — | — |
| Mr. Xie Bao Xin | 謝寶鑫先生 | — | — | 1,635 | 1,635 |
| Mr. Xi Ronggui (note v) | 席榮貴先生(附註v) | — | — | 1,906 | 1,906 |
| | | — | — | 7,729 | 7,729 |
| Independent non-executive directors | 獨立非執行董事 | | | | |
| Mr. Lee Tsung Hei, David | 李頌熹先生 | 320 | — | — | 320 |
| Mr. Tan Leng Cheng, Aaron | 陳龍清先生 | 320 | — | — | 320 |
| Mr. Ching Yu Lung | 程如龍先生 | 320 | — | — | 320 |
| | | 960 | — | — | 960 |

34 Benefits and Interests of Directors (Continued)

34 董事利益及權益(續)

The remuneration of each director for the year ended 31st December 2017 is set out below:

截至二零一七年十二月三十一日止年度，各董事之酬金載列如下：

| Name of director | 董 事 姓 名 | As director (i) | As management (ii) | | |
|--|--------------|-----------------------|---|-------------------------|-----------------------|
| | | 作為董事(i) | 作為管理層(ii) | | |
| | | Fees | Basic salaries, allowances and benefits-in-kind (iii) | Employee benefits | Total |
| | | 袍金 HK\$'000 千港元 | 基本薪金、津貼及 實物利益(iii) HK\$'000 千港元 | 僱員福利 HK\$'000 千港元 | 總計 HK\$'000 千港元 |
| Executive directors | | | | | |
| Mr. Au Wai Kin | 歐偉建先生 | — | — | 252 | 252 |
| Mr. Bao Wenge | 鮑文格先生 | — | — | 1,586 | 1,586 |
| Ms. Chu Kut Yung | 朱桔榕女士 | — | — | 2,288 | 2,288 |
| Mr. Chu Mang Yee | 朱孟依先生 | — | — | — | — |
| Mr. Liao Ruo Qing (note vi) | 廖若清先生 (附註vi) | — | — | 3,508 | 3,508 |
| Mr. Xie Bao Xin | 謝寶鑫先生 | — | — | 1,599 | 1,599 |
| | | — | — | 9,233 | 9,233 |
| Independent non-executive directors | | | | | |
| Mr. Lee Tsung Hei, David | 李頌熹先生 | 310 | — | — | 310 |
| Mr. Tan Leng Cheng, Aaron | 陳龍清先生 | 310 | — | — | 310 |
| Mr. Ching Yu Lung | 程如龍先生 | 310 | — | — | 310 |
| | | 930 | — | — | 930 |

During the year, Mr. Chu Mang Yee waived emoluments of HK\$240,000 (2017: HK\$240,000).

年內，朱孟依先生放棄酬金240,000港元(二零一七年：240,000港元)。

Notes:

- (i) The amounts represented emoluments paid or payable in respect of a person's services as a director, whether of the Company or its subsidiary undertakings.
- (ii) The amounts represented emoluments paid or payable in respect of a person's other services in connection with the management of the affairs of the Company or its subsidiary undertakings and included salaries, allowances, discretionary bonuses and employer's contribution to a pension scheme.
- (iii) The amounts include salaries, discretionary bonus, housing allowances and employer's contribution to a pension scheme.
- (iv) During the year, no emoluments were paid by the Group to the directors as an inducement to join or upon joining the Group or as compensation for loss of office (2017: Nil).
- (v) Mr. Xi Ronggui was appointed as executive director and Chief Executive Officer on 1st September 2018.
- (vi) Mr. Liao Ruo Qing was resigned as executive director on 29th December 2017.

附註：

- (i) 該款項指就相關人士提供本公司或其附屬公司董事服務的已付或應付酬金。
- (ii) 該款項指就相關人士提供管理本公司或其附屬公司事務的其他服務的已付或應付酬金，包括薪金、津貼、酌情花紅及僱主對退休金計劃的供款。
- (iii) 該款項包括薪金、酌情花紅、房屋津貼及僱主對退休金計劃的供款。
- (iv) 年內，本集團概無向董事支付酬金，以作為吸引加入或加入本集團時的獎勵或因離職而所作的補償(二零一七年：無)。
- (v) 席榮貴先生於二零一八年九月一日獲委任為執行董事及行政總裁。
- (vi) 廖若清先生於二零一七年十二月二十九日辭任執行董事。

35 Finance Income and Costs

35 財務收入及成本

| | | 2018 二零一八年 HK\$'000 千港元 | 2017 二零一七年 HK\$'000 千港元 |
|--|--------------------------|----------------------------------|----------------------------------|
| Finance income | 財務收入 | | |
| Interest income from banks, advance to a joint venture and loan receivables | 來自銀行之利息收入、一間合營公司之墊款及應收貸款 | 173,949 | 43,918 |
| Finance costs | 財務成本 | | |
| Interest expense and other borrowing costs: | 利息開支及其他借貸成本： | | |
| — loans from banks and financial institutions | — 銀行及財務機構貸款 | (2,958,316) | (2,819,268) |
| — corporate bonds, asset-backed securities and commercial mortgage-backed securities | — 公司債券、資產支持證券及商業抵押擔保證券 | (467,467) | (338,465) |
| Total borrowing costs incurred | 所發生之總借貸成本 | (3,425,783) | (3,157,733) |
| Less: Amount capitalised | 減：資本化款項 | 2,849,906 | 3,157,733 |
| Cost on early redemption of asset-backed securities (Note 25) | 提早贖回資產支持證券之成本(附註25) | (575,877) | — |
| Cost on early redemption of corporate bonds (Note 25) | 提早贖回公司債券之成本(附註25) | — | (5,242) |
| | | (2,442) | — |
| | | (578,319) | (5,242) |
| Net finance (costs)/income | 財務(成本)/收入淨額 | (404,370) | 38,676 |

The weighted average interest rate of borrowing costs capitalised during the year ended 31st December 2018 was approximately 6.0% (2017: 5.8%) per annum.

截至二零一八年十二月三十一日止年度，撥充資本的借貸成本的加權平均年利率約為6.0厘(二零一七年：5.8厘)。

36 Taxation

36 稅項

| | | 2018 二零一八年 HK\$'000 千港元 | 2017 二零一七年 HK\$'000 千港元 |
|--|----------------------|----------------------------------|----------------------------------|
| Current tax | 本期稅項 | | |
| Hong Kong profits tax (Note (a)) | 香港利得稅(附註(a)) | 2,683 | 1,990 |
| Mainland China corporate income tax (Note (b)) | 中國大陸企業所得稅 (附註(b)) | 990,069 | 864,639 |
| Mainland China land appreciation tax (Note (c)) | 中國大陸土地增值稅 (附註(c)) | 1,141,566 | 1,106,009 |
| | | 2,134,318 | 1,972,638 |
| Deferred tax | 遞延稅項 | | |
| Mainland China corporate income tax (Note (b)) | 中國大陸企業所得稅 (附註(b)) | 1,051,398 | 1,011,350 |
| Mainland China land appreciation tax (Note (c)) | 中國大陸土地增值稅 (附註(c)) | (11,365) | (51,939) |
| Mainland China withholding income tax (Note (d)) | 中國大陸預扣所得稅 (附註(d)) | (2,628) | 1,935 |
| | | 1,037,405 | 961,346 |
| Taxation (Note(e)) | 稅項(附註(e)) | 3,171,723 | 2,933,984 |

The Company is exempted from taxation in Bermuda until March 2035. Subsidiaries in the British Virgin Islands are incorporated under the International Business Companies Act (now the BVI Business Companies Act, 2004) of the British Virgin Islands, or the BVI Business Companies Act, 2004 of the British Virgin Islands, and are not liable to any form of taxation in the British Virgin Islands.

本公司獲豁免繳納百慕達稅項，直至二零三五年三月止。英屬處女群島附屬公司乃根據英屬處女群島國際商業公司法(現為英屬處女群島商業公司法2004)，或英屬處女群島之英屬處女群島商業公司法2004註冊成立，故毋須支付任何形式之英屬處女群島稅項。

Notes:

附註：

(a) Hong Kong profits tax

Hong Kong profits tax has been provided at 16.5% on the estimated assessable profit for the year ended 31st December 2018 (2017: 16.5%).

(a) 香港利得稅

截至二零一八年十二月三十一日止年度，香港利得稅已按年內估計應課稅溢利之16.5%計提撥備(二零一七年：16.5%)。

(b) Mainland China corporate income tax

Subsidiaries established and operated in Mainland China are subject to Mainland China corporate income tax at the rate of 25% for the year ended 31st December 2018 (2017: 25%).

(b) 中國大陸企業所得稅

截至二零一八年十二月三十一日止年度，於中國大陸成立及營運之附屬公司須按25%之稅率繳納中國大陸企業所得稅(二零一七年：25%)。

Notes to the Consolidated Financial Statements (continued)

綜合財務報表附註(續)

36 Taxation (Continued)

Notes: (Continued)

(c) Mainland China land appreciation tax

Mainland China land appreciation tax is levied at progressive rates ranging from 30% to 60% on the appreciation of land value, being the proceeds of sales of properties less deductible expenditures including costs of land and development and construction expenditures.

(d) Mainland China withholding income tax

Dividend distribution made by Mainland China subsidiaries and joint ventures to shareholders outside of Mainland China in respect of their profits earned after 1st January 2008 is subject to withholding income tax at tax rates of 5% or 10%, where applicable.

(e) The tax on the Group's profit before taxation differs from the theoretical amount that would arise using the weighted average tax rate applicable to profits of the group companies as follows:

36 稅項(續)

附註：(續)

(c) 中國大陸土地增值稅

中國大陸土地增值稅就土地增值，即出售房地產所得款項扣除可扣減開支(包括土地成本、發展及建築開支)，按累進稅率30%至60%徵收。

(d) 中國大陸預扣所得稅

中國大陸附屬公司及合營公司向中國大陸以外的股東就彼等於二零零八年一月一日後賺取之溢利所作出之股息分派須按5%或10%(如適用)之稅率繳納預扣所得稅。

(e) 本集團除稅前溢利與按照集團公司加權平均適用溢利稅率計算之理論金額之差異如下：

| | | 2018 二零一八年 HK\$'000 千港元 | 2017 二零一七年 HK\$'000 千港元 |
|--|----------------------|----------------------------------|----------------------------------|
| Profit before taxation | 除稅前溢利 | 8,994,322 | 8,745,804 |
| Less: Share of profit of associates | 減：分佔聯營公司溢利 | (1,637) | (2,408) |
| Less: Share of loss/(profit) of joint ventures | 減：分佔合營公司虧損/(溢利) | 6,152 | (86,701) |
| | | 8,998,837 | 8,656,695 |
| Tax calculated at domestic tax rates applicable to profits in the respective regions | 按於各地區之溢利適用國內稅率計算之稅項 | 2,278,043 | 2,166,558 |
| Income not subject to tax | 不用課稅收入 | (25,917) | (78,178) |
| Expenses not deductible for tax | 不可扣稅支出 | 31,428 | 29,177 |
| Utilisation of previously unrecognised tax losses | 動用過往未確認稅項虧損 | (39,044) | (13,212) |
| Deferred tax asset not recognised | 未確認遞延稅項資產 | 82,190 | 37,230 |
| Land appreciation tax deductible for calculation of corporate income tax purposes | 可扣減作為計算所得稅用途之土地增值稅 | (282,550) | (263,596) |
| Withholding tax on dividend income from PRC subsidiaries and joint ventures | 中國附屬公司及合營公司之股息收入之預扣稅 | (2,628) | 1,935 |
| | | 2,041,522 | 1,879,914 |
| Land appreciation tax | 土地增值稅 | 1,130,201 | 1,054,070 |
| | | 3,171,723 | 2,933,984 |
| Taxation | 稅項 | | |

The weighted average applicable tax rate was approximately 25% (2017: 25%).

加權平均適用稅率約為25%(二零一七年：25%)。

37 Earnings Per Share

Basic

Basic earnings per share is calculated by dividing the profit attributable to equity holders of the Company by the weighted average number of ordinary shares in issue during the year.

| | | 2018 二零一八年 | 2017 二零一七年 |
|---|-------------------|---------------|---------------|
| Profit attributable to equity holders of the Company (HK\$'000) | 本公司股權持有人應佔溢利(千港元) | 5,775,467 | 5,796,385 |
| Weighted average number of ordinary shares in issue ('000) | 已發行普通股之加權平均數(千股) | 2,225,560 | 2,225,560 |
| Basic earnings per share (HK\$ per share) | 每股基本盈利(每股港元) | 2.60 | 2.60 |

Diluted

Diluted earnings per share is calculated by adjusting the weighted average number of ordinary shares outstanding to assume conversion of all dilutive potential ordinary shares. Since there was no dilutive potential ordinary shares for the years ended 31st December 2018 and 2017, diluted earnings per share is equal to basic earnings per share.

基本

每股基本盈利乃根據本公司股權持有人應佔溢利除以年內已發行普通股之加權平均數得出。

攤薄

計算每股攤薄盈利時，已對已發行在外普通股之加權平均數作出調整，以假設所有具攤薄潛力之普通股獲悉數轉換。由於截至二零一八年及二零一七年十二月三十一日止年度，並沒有具攤薄潛力之普通股，因此每股攤薄盈利與每股基本盈利一致。

38 Dividend

| | | 2018 二零一八年 HK\$'000 千港元 | 2017 二零一七年 HK\$'000 千港元 |
|---|---------------------------------|----------------------------------|----------------------------------|
| Interim dividend paid of HK\$0.20 (2017: Nil) per ordinary share | 已派中期股息每股普通股0.20港元(二零一七年：無) | 445,112 | — |
| Proposed final dividend of HK\$0.20 (2017: HK\$0.20) per ordinary share | 擬派末期股息每股普通股0.20港元(二零一七年：0.20港元) | 445,112 | 445,112 |
| | | 890,224 | 445,112 |

Final dividend of HK\$0.20 per share in respect of the financial year ended 31st December 2018 (2017: HK\$0.20 per share) has been proposed by the Board and is subject to approval by the shareholders at the forthcoming Annual General Meeting. The financial statements as at 31st December 2018 have not reflected this dividend payable.

董事會已建議就截至二零一八年十二月三十一日止財政年度派付末期股息每股0.20港元(二零一七年：0.20港元)，該股息須待股東於應屆股東週年大會上批准。於二零一八年十二月三十一日的財務報表並未反映此應付股息。

39 Note to the Consolidated Cash Flow Statement

39 綜合現金流量表附註

(a) Cash generated from operations

(a) 經營產生之現金

| | | 2018 二零一八年 HK\$'000 千港元 | 2017 二零一七年 HK\$'000 千港元 |
|---|--|----------------------------------|----------------------------------|
| Profit before taxation | 除稅前溢利 | 8,994,322 | 8,745,804 |
| Adjustments for: | 調整： | | |
| — Finance income | — 財務收入 | (173,949) | (43,918) |
| — Finance costs | — 財務成本 | 578,319 | 5,242 |
| — Dividend income | — 股息收入 | (149,184) | (146,993) |
| — Share of loss/(profit) of joint ventures | — 分佔合營公司虧損／ (溢利) | 6,152 | (86,701) |
| — Share of profit of associates | — 分佔聯營公司溢利 | (1,637) | (2,408) |
| — Depreciation of properties and equipment | — 物業及設備折舊 | 183,244 | 174,584 |
| — Loss on disposals of properties and equipment | — 出售物業及設備虧損 | 2,878 | 8,324 |
| — Amortisation of land costs | — 土地成本攤銷 | 56,767 | 52,284 |
| — Provision for impairment of accounts receivable | — 應收賬款減值撥備 | 12,623 | 14,694 |
| — Fair value gain on investment properties | — 投資物業公平值收益 | (4,673,345) | (5,003,235) |
| — Fair value loss/(gain) on financial assets at fair value through profit or loss | — 按公平值透過損益列賬 之財務資產之公平值 虧損／(收益) | 72,276 | (47,808) |
| — Gain on disposal of financial assets at fair value through profit and loss | — 處置按公平值透過損益 列賬之財務資產收益 | (8,017) | (6,874) |
| — Gain on disposal of land | — 處置土地收益 | — | (18,739) |
| — Net exchange (gain)/loss | — 匯兌(收益)／虧損淨額 | (11,391) | 26,868 |
| — Provision for impairment of goodwill | — 商譽減值撥備 | 26 | 459 |
| Changes in working capital (excluding the effects of acquisition/disposal of subsidiaries and exchange differences on consolidation): | 營運資金變動(不包括收購／ 出售附屬公司及匯兌差額 對綜合賬目之影響)： | | |
| — Finance lease receivables | — 融資租賃應收款項 | (159,828) | — |
| — Properties under development for sale and completed properties for sale | — 可供出售之發展中物業 及可供出售之已落成 物業 | (2,200,424) | 1,228,601 |
| — Accounts receivable | — 應收賬款 | (200,163) | (62,629) |
| — Prepayments for acquisition of land | — 收購土地之預付款項 | (155,331) | (4,751) |
| — Prepayments, deposits and other current assets | — 預付款項、按金及其他 流動資產 | (1,236,832) | (92,665) |
| — Accounts payable | — 應付賬款 | 1,207,278 | 1,705,525 |
| — Land cost payable | — 應付土地成本 | (345) | (40,532) |
| — Contract liabilities/deferred revenue | — 合約負債／遞延收入 | 4,915,835 | (3,389,808) |
| — Accruals and other payables | — 應計款項及其他應付 款項 | 222,810 | 611,408 |
| Cash generated from operations | 經營產生之現金 | 7,282,084 | 3,626,732 |

39 Note to the Consolidated Cash Flow Statement (Continued)

(b) Acquisition of a subsidiary

In October 2018, the Group acquired a 100% equity interests in The Center (49) Limited for a consideration of HK\$1,108,602,000.

39 綜合現金流量表附註(續)

(b) 收購一間附屬公司

於二零一八年十月，本集團收購The Center (49) Limited全部股權，代價為1,108,602,000港元。

| | | HK\$'000 千港元 |
|--|---------------|-----------------|
| Net assets acquired: | 已收購資產淨值： | |
| Properties and equipment | 物業及設備 | 1,118,000 |
| Deposits received | 已收到保證金 | (7,273) |
| Deferred tax liabilities | 遞延稅項負債 | (10,391) |
| Other assets | 其他資產 | 8,266 |
| | | 1,108,602 |
| Satisfied by: | 以下列方式償付： | |
| Cash consideration | 現金代價 | 1,108,602 |
| | | 1,108,602 |
| Analysis of the net cash outflow arising on acquisition: | 收購產生的淨現金流出分析： | |
| Total cash consideration paid | 已付現金代價總額 | (1,108,602) |
| Cash and cash equivalents acquired | 已收購現金及現金等價物 | — |
| Net cash outflow arising on acquisition | 收購產生的淨現金流出 | (1,108,602) |

39 Note to the Consolidated Cash Flow Statement (Continued)

39 綜合現金流量表附註(續)

(c) Reconciliation of liabilities arising from financing activities

(c) 融資活動產生之負債對賬

| | | Borrowings | Interest payable | Dividend Payable | Due to related companies | Due to joint ventures | Due to an associates | Due to non-controlling interests | Total |
|-------------------------------------|---------------|--------------|------------------|------------------|--------------------------|-----------------------|----------------------|----------------------------------|--------------|
| | | 借貸 | 應付利息 | 應付股息 | 應付關連公司款項 | 應付合營公司款項 | 應付一間聯營公司款項 | 應付非控制權益 | 總計 |
| At 1st January 2018 | 於二零一八年一月一日 | 53,189,787 | 277,229 | — | 223,907 | 3,208,176 | 6,603 | 539,409 | 57,445,111 |
| Cash flows | 現金流量 | | | | | | | | |
| — inflow from financing activities | — 融資活動之流入 | 21,025,666 | — | — | 91,277 | — | — | — | 21,116,943 |
| — outflow from financing activities | — 融資活動之流出 | (16,704,574) | (3,290,999) | (923,449) | — | (294,068) | — | — | (21,213,090) |
| Foreign exchange adjustment | 匯兌調整 | (2,409,736) | (46,675) | — | (54,530) | (140,759) | (304) | (24,804) | (2,676,808) |
| Other non-cash movements | 其他非現金變動 | — | 3,425,783 | 923,449 | — | — | — | — | 4,349,232 |
| At 31st December 2018 | 於二零一八年十二月三十一日 | 55,101,143 | 365,338 | — | 260,654 | 2,773,349 | 6,299 | 514,605 | 59,021,388 |
| At 1st January 2017 | 於二零一七年一月一日 | 44,752,223 | 288,938 | — | 476,471 | 3,253,214 | 6,170 | 504,071 | 49,281,087 |
| Cash flows | 現金流量 | | | | | | | | |
| — inflow from financing activities | — 融資活動之流入 | 19,566,473 | — | — | — | — | — | — | 19,566,473 |
| — outflow from financing activities | — 融資活動之流出 | (14,471,252) | (3,181,608) | (222,556) | (280,436) | (263,850) | — | — | (18,419,702) |
| Foreign exchange adjustment | 匯兌調整 | 3,342,343 | 12,166 | — | 23,718 | 218,812 | 433 | 35,338 | 3,632,810 |
| Other non-cash movements | 其他非現金變動 | — | 3,157,733 | 222,556 | 4,154 | — | — | — | 3,384,443 |
| At 31st December 2017 | 於二零一七年十二月三十一日 | 53,189,787 | 277,229 | — | 223,907 | 3,208,176 | 6,603 | 539,409 | 57,445,111 |

40 Contingent Liabilities

40 或然負債

(a) Financial guarantees not provided for in the financial statements are as follows:

(a) 未於財務報表中作出撥備之財務擔保如下：

| | 2018 二零一八年 HK\$'000 千港元 | 2017 二零一七年 HK\$'000 千港元 |
|---|----------------------------------|----------------------------------|
| Guarantees given to banks for mortgage facilities granted to certain buyers of the Group's properties | 8,044,655 | 10,039,498 |
| Guarantees given to a bank for bank borrowings of a joint venture | 1,494,367 | 1,790,161 |
| | 9,539,022 | 11,829,659 |

40 Contingent Liabilities (Continued)

(a) (Continued)

Guarantees given to banks for mortgage facilities granted to certain buyers of the Group's properties represented the guarantees in respect of mortgage facilities granted by certain banks relating to the mortgage loans arranged for certain purchasers of the Group's properties. Pursuant to the terms of the guarantees, upon default in mortgage payments by these purchasers, the Group is responsible to repay the outstanding mortgage principals together with accrued interest and penalty owed by the defaulted purchasers to the banks and the Group is entitled to take over the legal title and possession of the related properties. Such guarantees were to be discharged upon earlier of (i) issuance of the real estate ownership certificate which are generally be available within 1 year after the purchasers take possession of the relevant properties; or (ii) the full repayment of the mortgage loan by the purchasers of properties.

The Directors consider that in case of default in payments, the net realisable value of the related properties can cover the repayment of the outstanding mortgage principals together with the accrued interest and penalty (see also Note 3.1(b)).

(b) Certain subsidiaries of the Group are involved in litigation arising in the ordinary course of their respective businesses. Having reviewed outstanding claims and taking into account legal advice received, the Directors are of the opinion that adequate provisions have been made in the consolidated financial statements for the years ended 31st December 2017 and 2018.

40 或然負債(續)

(a) (續)

就購買本集團物業之若干買家提供按揭貸款而向銀行作出之擔保代表若干銀行授出之按揭融資之擔保，乃有關為本集團物業之若干買家安排之按揭貸款。根據該擔保的條款，倘該等買家拖欠按揭付款，本集團須負責償還違約買方拖欠銀行之尚未償還按揭本金連同應計利息及罰款，而本集團有權取得相關物業之法定所有權以及佔用權。當(i)發出房地產所有權證(一般於買家佔用相關物業後一年內發出)，或(ii)該等物業的買家已悉數償清按揭貸款(以較早者為準)，該擔保將會解除。

董事認為，倘出現拖欠付款的情況，相關物業的可變現淨值足以彌補尚未償還的按揭本金連同累計利息及罰款(請同時參閱附註3.1(b))。

(b) 本集團的若干附屬公司參與其在平等業務過程中產生的訴訟。經評估未決索償及獲取法律意見後，董事認為，截至二零一七年及二零一八年十二月三十一日止年度的綜合財務報表已作出充足撥備。

41 Commitments

(a) Capital commitments

Capital expenditures at the balance sheet date but not yet incurred are as follows:

| | | 2018 二零一八年 HK\$'000 千港元 | 2017 二零一七年 HK\$'000 千港元 |
|---|----------------------|----------------------------------|----------------------------------|
| Contracted but not provided for | 已訂約但未撥備 | | |
| — Acquisition of land and equity interests in certain land holding entities | — 收購若干持有土地實體之土地及股本權益 | 1,265,970 | 1,340,124 |
| — Property construction costs | — 物業建築成本 | 1,821,030 | 1,841,710 |
| — Capital contribution to an associate | — 一間聯營公司之出資 | 254,158 | 256,343 |
| | | 3,341,158 | 3,438,177 |

41 承擔

(a) 資本承擔

於結算日尚未產生之資本開支如下：

41 Commitments (Continued)

(b) Operating lease commitments

The Group has operating lease commitments in respect of premises under various non-cancellable operating lease agreements. The future aggregate minimum lease payments under non-cancellable operating lease are as follows:

| | | 2018 二零一八年 HK\$'000 千港元 | 2017 二零一七年 HK\$'000 千港元 |
|----------------------------|----------|----------------------------------|----------------------------------|
| Amounts payable | 應付款項 | | |
| — Within one year | — 一年內 | 13,588 | 10,261 |
| — Within two to five years | — 兩年至五年內 | 5,448 | 10,142 |
| — After five years | — 五年後 | 33,929 | 35,565 |
| | | 52,965 | 55,968 |

(c) Future minimum rental receivable

The Group leased out certain properties under operating leases. The future minimum rental receivable under non-cancellable operating leases is as follows:

| | | 2018 二零一八年 HK\$'000 千港元 | 2017 二零一七年 HK\$'000 千港元 |
|----------------------------|----------|----------------------------------|----------------------------------|
| — Within one year | — 一年內 | 1,836,669 | 1,535,337 |
| — Within two to five years | — 兩年至五年內 | 3,449,284 | 3,343,211 |
| — After five years | — 五年後 | 1,239,840 | 937,419 |
| | | 6,525,793 | 5,815,967 |

41 承擔(續)

(b) 經營租賃承擔

本集團就多份有關租賃物業之不可註銷經營租賃協議而有經營租賃承擔。根據不可註銷經營租賃，於日後之最低應付租金總額如下：

(c) 未來最低應收租金

本集團根據經營租賃出租若干物業。依據不可撤銷經營租賃之未來最低應收租金如下：

42 Related Party Transactions

The Company is controlled by Mr. Chu Mang Yee, who owns approximately 55.22% of the Company's shares during the year ended 31st December 2018 (2017: 55.22%). The remaining shares are widely held.

The ultimate holding company is Sounda Properties Limited, a company incorporated in the British Virgin Islands.

(a) The following significant connected transactions were carried out with related parties:

Sales of goods and services (Note)

| | | 2018 二零一八年 HK\$'000 千港元 | 2017 二零一七年 HK\$'000 千港元 |
|--|--------------------|----------------------------------|----------------------------------|
| Property management services to related companies | 提供予關連公司之物業管理服務 | 30,059 | 19,752 |
| Property design services to related companies | 提供予關連公司之物業設計服務 | 30,325 | 127 |
| Shop and office lease services to related companies | 提供予關連公司之商舖及辦公室租賃服務 | 9,898 | 2,002 |
| Office lease services to related companies | 提供予關連公司之辦公室租賃服務 | 20,357 | 10,371 |
| Hotel management services to related companies | 提供予關連公司之酒店管理服務 | 3,843 | — |
| Commercial property management services to related companies | 提供予關連公司之商業物業管理服務 | 48,301 | — |
| | | 142,783 | 32,252 |

Purchase of goods and services (Note)

| | | 2018 二零一八年 HK\$'000 千港元 | 2017 二零一七年 HK\$'000 千港元 |
|--|--|----------------------------------|----------------------------------|
| Property construction services from a related company | 一間關連公司提供之物業建築服務 | 86,275 | 90,309 |
| Property construction supervision services from a related company | 一間關連公司提供之物業建築監督服務 | — | 1,167 |
| Electricity installation, low voltage system and intelligent building system installation and consultancy service on budgeting and cost control for construction work from related companies | 關連公司提供之電力安裝、弱電系統及智能樓宇系統安裝以及建築工程預算及成本控制諮詢服務 | 26,513 | 6,341 |
| Office lease services from related companies | 關連公司提供之辦公室租賃服務 | 7,554 | 6,625 |
| Informatisation and computerisation related services from a related company | 一間關連公司提供之信息化及電腦化相關服務 | 49,712 | 40,365 |
| Market promotion services from a related company | 一間關連公司提供之市場推廣服務 | 234,050 | — |
| | | 404,104 | 144,807 |

42 關連人士交易

本公司由朱孟依先生控制，其於截至二零一八年十二月三十一日止年度內擁有約55.22%（二零一七年：55.22%）本公司股份。餘下股份由其他人士廣泛持有。

最終控股公司為於英屬處女群島註冊成立的新達置業有限公司。

(a) 下列為與關連人士進行之重要關連交易：

銷售貨品及服務(附註)

購買貨品及服務(附註)

42 Related Party Transactions (Continued)

(a) The following significant connected transactions were carried out with related parties: (Continued)

Note:

Office lease services are provided to Zhujiang Life Insurance Company Limited (珠江人壽保險股份有限公司) ("Zhujiang Life"), and Beijing Zhujiang Real Estate Development Company Limited (北京珠江房地產有限公司) ("Zhujiang Real Estate").

Zhujiang Life is majority-controlled company, held indirectly, by the family members and relatives of Mr. Chu Mang Yee (the controlling shareholder and Chairman of the Board of Directors of the Company) ("Mr. Chu") and Ms. Chu Kut Yung (Deputy Chairman of the Board of Directors of the Company) ("Ms. Chu") together, namely Mr. Chu Yat Hong and Mr. Chu Wai Hong (the sons of Mr. Chu and the brothers of Ms. Chu), Mr. Zhu La Yi (a brother of Mr. Chu and an uncle of Ms. Chu) and Mr. Xie Bing Zhao (the brother-in-law of Mr. Chu and an uncle of Ms. Chu). Zhujiang Real Estate is majority-controlled company, held indirectly by Mr. Chu Wai Hong (a son of Mr. Chu and a brother of Ms. Chu).

Apart from the above, all other transactions were carried out with Chu's controlled Entities, comprising companies which are associates of either Mr. Chu Yat Hong or Mr. Chu Wai Hong. They are the sons of Mr. Chu Mang Yee (the controlling Shareholder and Chairman of the Board of the Company) and the brothers of Ms. Chu Kut Yung (the Deputy Chairman of the Board of the Company).

All the services mentioned above were charged in accordance with the terms of the underlying agreements.

(b) Amounts due from/to related parties were as follows:

| | | 2018 二零一八年 HK\$'000 千港元 | 2017 二零一七年 HK\$'000 千港元 |
|-----------------------------------|---------------|----------------------------------|----------------------------------|
| Due from a joint venture | 應收一間合營公司之款項 | 45,112 | 42,230 |
| Due from associates | 應收聯營公司款項 | 201 | 211 |
| Due from related companies (Note) | 應收關連公司款項(附註) | 7,149 | 7,713 |
| Due to an associate | 應付一間聯營公司之款項 | 6,299 | 6,603 |
| Due to related companies (Note) | 應付關連公司之款項(附註) | 260,654 | 223,907 |
| Due to joint ventures | 應付合營公司之款項 | 2,773,349 | 3,208,176 |

As at 31st December 2018, all outstanding balances with related companies, associates and joint ventures were denominated in RMB, unsecured, non-interest bearing and without predetermined repayment terms.

42 關連人士交易(續)

(a) 下列為與關連人士進行之重要關連交易：(續)

附註：

辦公室租賃服務是提供予珠江人壽保險股份有限公司(「珠江人壽」)及北京珠江房地產開發有限公司(「珠江房地產」)。

珠江人壽為朱孟依先生(本公司控股股東及董事會主席「朱先生」)及朱桔榕女士(本公司董事會副主席「朱女士」)共同的家屬及親屬，即朱一航先生及朱偉航先生(均為朱先生之子及朱女士之胞兄)、朱拉依先生(朱先生之胞兄及朱女士之伯父)及謝炳釗先生(朱先生之妹夫及朱女士之姑丈)間接持有的佔多數控制權的公司。珠江房地產為朱偉航先生(為朱先生之子及朱女士之胞兄)間接持有的佔多數控制權的公司。

除上文所述外，所有其他交易都是與朱氏控制實體進行，朱氏控制實體包括屬於朱一航先生或朱偉航先生的聯繫人的公司。他們為朱孟依先生(本公司控股股東兼董事會主席)之子及朱桔榕女士(本公司董事會副主席)之胞兄。

上述所有服務乃根據相關協議的條款收費。

(b) 應收／付關連人士之款項如下：

於二零一八年十二月三十一日，與關連公司、聯營公司及合營公司之全部結餘均以人民幣計值、無抵押、免息及並無預定還款期。

42 Related Party Transactions (Continued)

(b) Amounts due from/to related parties were as follows: (Continued)

As at 31st December 2018, the Group also had accounts payable of approximately HK\$454,670,000 (2017: HK\$603,393,000) due to certain related companies (Note) in respect of property construction (Note 23).

Note:

These related companies are owned by the son, the brother and the brother-in-law of Mr. Chu Mang Yee (the controlling shareholder and Chairman of the Board of Directors of the Company) and brother and uncles of Ms. Chu Kut Yung (Deputy Chairman of the Board of Directors of the Company).

(c) Amount due to non-controlling interests

The amount due to non-controlling interests represents shareholders' loans to subsidiaries from the non-controlling interests, which are denominated in RMB and non-interest bearing. The amount is not repayable within the next twelve months. Certain portion of land has been pledged for the amount due to non-controlling interests.

(d) Key management compensation:

| | | 2018 二零一八年 HK\$'000 千港元 | 2017 二零一七年 HK\$'000 千港元 |
|-------------------------|-------|----------------------------------|----------------------------------|
| Salaries and allowances | 薪金及津貼 | 13,427 | 12,338 |
| Pension costs | 退休金成本 | 698 | 483 |
| | | 14,125 | 12,821 |

(e) Undertaking provided by Mr. Chu Mang Yee, the Chairman of the Board of Directors of the Company, to the Group in relation to the acquisition of Panyu Zhujiang Real Estate Limited*

In March 2010, the Group completed the acquisition of the entire interest in Panyu Zhujiang Real Estate Limited ("Panyu Zhujiang") from Hanjiang.

Panyu Zhujiang possesses the right to develop a piece of land in Panyu District, Guangdong, Mainland China. Hanjiang agreed to perform and complete all necessary demolition and preparation work to obtain the land use right certificate at its own expense. In relation to the Group's acquisition of Panyu Zhujiang, Mr. Chu Mang Yee has undertaken to the Group to guarantee the due and punctual performance by Hanjiang of its obligations in relation to the land (subject to a maximum amount of RMB3,600 million). As at 31st December 2018, Hanjiang was in the process of applying the land use right certificates.

42 關連人士交易(續)

(b) 應收／付關連人士之款項如下：(續)

於二零一八年十二月三十一日，本集團亦有應付若干關連公司(附註)物業建築款項約454,670,000港元(二零一七年：603,393,000港元)(附註23)。

附註：

該等關連公司為朱孟依先生(本公司控股股東兼董事會主席)之兒子、胞弟及妹夫及朱桔榕女士(本公司董事會副主席)之胞兄、叔父及姑丈擁有之公司。

(c) 應付非控制性權益之款項

應付非控制性權益之款項指非控制性權益向附屬公司借出之股東貸款，有關款項為以人民幣計值及免息。有關款項不需於未來十二個月內償還。部分土地已就應付非控制性權益款項質押。

(d) 主要管理層報酬：

(e) 本公司董事會主席朱孟依先生就收購番禺珠江房地產有限公司向本集團作出之承諾*

於二零一零年三月，本集團完成向韓江收購番禺珠江房地產有限公司(「番禺珠江」)之全部權益。

番禺珠江擁有中國大陸廣東番禺區內一塊土地的發展權。韓江同意自費處理並完成全部所需的拆除及準備工作以獲得土地使用權證。就有關本集團收購番禺珠江而言，朱孟依先生已向本集團保證韓江如期履行其有關土地的債務(最高款項可達人民幣3,600百萬元)。於二零一八年十二月三十一日，韓江正在申請土地使用權證。

42 Related Party Transactions (Continued)

(f) Undertaking provided by Mr. Chu Mang Yee, the Chairman of the Board of Directors of the Company, to the Group in relation to acquisition of Believe Best Investment Limited*

In 2007, the Group completed the acquisition of 80% of the issued share capital of Believe Best Investments Limited ("Believe Best") from Mr. Chu Mang Yee. Believe Best has, through its indirect wholly-owned subsidiary (the project company), a piece of land for property development in Chaoyang District, Beijing, Mainland China (known as the "Jing Run Project").

In relation to the Group's interest in the Jing Run Project (through its 80% interest in Believe Best), Mr. Chu Mang Yee, has (i) fully guaranteed the bank loans which were used by the project company for the demolition and relocation of the extra public greenfield site peripheral to the Jing Run Project at the request of the local government; and (ii) undertaken to the Group to be responsible for the excess amount, if any, being the difference in the unit cost per square metre (including the demolition and relocation fees for the extra public greenfield site and the land transfer fees as compared with the original agreed valuation price of Jing Run Project) for the gross floor area to be developed, payable by the project company in respect of any increase in plot ratio as the government may approve. The demolition and relocation work on the extra public greenfield is ongoing and related costs of approximately RMB1,509 million had been incurred by the Group up to 31st December 2018 (2017: RMB1,493 million). Such additional costs may be compensated by an increase in plot ratio for the Jing Run Project, although government approval for increase in plot ratio is pending.

42 關連人士交易(續)

(f) 本公司董事會主席朱孟依先生就收購信佳投資有限公司向本集團作出之承諾*

於二零零七年，本集團完成向朱孟依先生收購信佳投資有限公司(「信佳」)已發行股本之80%權益。信佳已透過其間接全資附屬公司(項目公司)擁有一幅位於中國大陸北京市朝陽區之土地作物業發展之用(名為「京潤項目」)。

就有關本集團於京潤項目之權益(透過其於信佳之80%權益)而言，朱孟依先生已(i)全數擔保項目公司應當地政府之要求，就京潤項目周邊額外公用綠化土地之拆遷而可能需要之銀行貸款；及(ii)向本集團承諾倘當地政府就完成額外公用綠化土地之拆遷而增加批出之容積率，而每平方米之單位成本(包括較京潤項目原本議定之估價為高之額外公共綠化土地之拆遷費用及土地轉讓費)高於原本議定之估價，朱孟依先生承擔支付該項目公司可建築面積超出之金額(如有)。額外公用綠化土地之拆遷工作正在進行中，而本集團於截至二零一八年十二月三十一日已產生約人民幣1,509百萬元(二零一七年：人民幣1,493百萬元)之相關成本。額外成本或會於增加京潤項目之容積率得以補償，然而政府尚未發出增加容積率之批准。

42 Related Party Transactions (Continued)

(g) Acquisition of Sun Excel Investments Limited*

On 3rd November 2010, the Group entered into an agreement with Farrich Investments Limited ("Farrich"), a related company, to acquire 100% equity interests in Sun Excel Investments Limited ("Sun Excel") at a total consideration of RMB6,605,066,000. The consideration would be satisfied by (i) cash of RMB2,313,787,000, and (ii) the issuance of 523,247,000 shares of the Company for RMB4,291,279,000 (equivalent to approximately HK\$5,387,332,000), on the basis that the construction will be fully completed by Farrich at its own cost.

The sole asset of Sun Excel is its 100% interests in Beijing Chuanghe Fengwei Real Property Development Co. Limited (formerly known as Beijing Chuanghe Fengwei Technology Investment and Management Co. Limited) ("Project Co A") and Beijing Shengchuang Hengda Real Property Development Co. Limited (formerly known as Beijing Shengchuang Hengda Technology Investment and Management Co. Limited) ("Project Co D"). Project Co A and Project Co D hold the land use rights of a piece of land in Tongzhou District, Beijing, Mainland China (the "Project").

The acquisition of Sun Excel was completed in October 2013 and 523,247,000 shares were issued by the Company. As at 31st December 2018, cash consideration of RMB1,324,204,000 (31st December 2017: RMB1,308,703,900) out of the total cash consideration of RMB2,313,787,000 were paid, representing the amount of construction work completed by Farrich. The acquisition costs paid were recognised as investment properties under development.

(h) Disposals of land use rights to Mr. Chu Mang Yee, the Chairman of the Board of Directors of the Company*

In May 2012, the Group entered into agreements to dispose of its land use rights of two pieces of land in Panyu District, Guangdong, Mainland China and Baodi District, Tianjin, Mainland China to Mr. Chu Mang Yee, for considerations of RMB29,258,305 and RMB2,500,000, respectively.

The transactions have not yet been completed as at 31st December 2018. It is expected that the Group will recognise gain on disposals, net of tax, of approximately RMB9,834,000 upon completion of the transactions.

* Represented connected transactions with connected persons of the Company under the Listing Rules.

42 關連人士交易(續)

(g) 收購日佳投資有限公司*

於二零一零年十一月三日，本集團與一間關連公司遠富投資有限公司(「遠富」)訂立協議，以總代價人民幣6,605,066,000元收購日佳投資有限公司(「日佳」)之100%股本權益。代價將以(i)現金人民幣2,313,787,000元，及(ii)就人民幣4,291,279,000元(相等於約5,387,332,000港元)發行523,247,000股本公司股份的方式支付，以上乃基於遠富自行負擔完全完成興建之費用。

日佳唯一的資產為其於北京創合豐威房地產開發有限公司(前稱北京創合豐威科技投資管理有限公司)(「項目公司A」)及北京盛創恒達房地產開發有限公司(前稱北京盛創恒達科技投資管理有限公司)(「項目公司D」)的100%權益。項目公司A及項目公司D持有中國大陸北京通州區內一幅土地之土地使用權(「項目」)。

收購日佳已於二零一三年十月完成以及本公司已發行523,247,000股股份。截至二零一八年十二月三十一日總現金代價共人民幣2,313,787,000元中的人民幣1,324,204,000元(二零一七年十二月三十一日：人民幣1,308,703,900元)現金代價已獲支付，即遠富已完成之興建工程金額。已付收購成本已確認為發展中投資物業。

(h) 向本公司董事會主席朱孟依先生出售土地使用權*

於二零一二年五月，本集團訂立協議，分別以人民幣29,258,305元及人民幣2,500,000元作為代價，向朱孟依先生出售其位於中國大陸廣東番禺區及中國大陸天津寶坻區的兩幅土地的土地使用權。

於二零一八年十二月三十一日，交易尚未完成。預期本集團將於交易完成時確認出售收益(扣除稅項後)約人民幣9,834,000元。

* 根據上市規則，所呈列之關連交易乃與本公司關連人士作出。

43 Event After the Balance Sheet Date

On 4 February 2019, the Company's wholly-owned subsidiary, 廣州展騰投資有限公司 (Guangzhou Zhan Teng Investments Company Limited), entered into the sale and purchase agreement ("SPA") with 北京華裕東方投資有限公司 (Beijing Hua Yu Dong Fang Investments Company Limited) and 北京鳳凰文投置業有限公司 (Beijing Feng Huang Wen Tou Properties Company Limited) (the "Vendor") at cash consideration RMB51,000,000 in relation to the acquisition of 51% of the equity interest in 桂林鳳凰文投置業有限公司 (Guilin Feng Huang Wen Tou Properties Company Limited) ("Target Company") which is the successful bidder of lands in Yangshuo, Guangxi, PRC (the "Acquisition") and anticipated provision of shareholder's loan to the Target Company. Completion of the SPA is subject to the fulfilment (or waiver, if applicable) of the conditions precedent provided under the SPA. Upon completion of the Acquisition, the Target Company will become an indirect non-wholly-owned subsidiary of the Company.

The Acquisition constitutes a connected transaction of the Company since the Vendor is a connected person of the Company which is ultimately controlled by Mr. Chu Wai Hong who is the son of Mr. Chu Mang Yee (the chairman of the Board and an executive director) and the elder brother of Ms. Chu Kut Yung (the deputy chairman of the Board and an executive director). Upon completion of the Acquisition, the Target Company will become a connected person of the Company by virtue of it being a connected subsidiary and, accordingly, the shareholder's loan transaction, if entered into, will also constitute a connected transaction of the Company. For details, please refer to the announcement of the Company dated 4th February 2019 and the supplemental announcement of the Company dated 22nd February 2019.

43 結算日後事項

於二零一九年二月四日，本公司的全資附屬公司廣州展騰投資有限公司與北京華裕東方投資有限公司及北京鳳凰文投置業有限公司(「賣方」)訂立轉讓協議(「轉讓協議」)，內容有關以人民幣51,000,000元的現金代價收購桂林鳳凰文投置業有限公司(「目標公司」)51%股權，目標公司為一家投得位於中國廣西陽朔地塊的中標公司(「收購事項」)，並預期向目標公司提供股東貸款。轉讓協議須待轉讓協議所規定的先決條件達成(或獲豁免，如適用)後方可完成。收購事項完成後，目標公司將成為本公司的間接非全資附屬公司。

由於賣方為本公司之關連人士，故收購事項構成本公司之關連交易。賣方由朱偉航先生最終控制，朱偉航先生為朱孟依先生(董事會主席及執行董事)之兒子及朱桔榕女士(董事會副主席及執行董事)之胞兄。收購事項完成後，由於目標公司屬關連附屬公司而將成為本公司關連人士之故，倘進行股東貸款交易，有關交易亦將構成本公司之關連交易。有關詳情請參閱本公司日期為二零一九年二月四日的公告及本公司日期為二零一九年二月二十二日的補充公告。

Notes to the Consolidated Financial Statements (continued)
綜合財務報表附註(續)

44 Company Statement of Financial Position

44 本公司財務狀況表

| | | 2018 二零一八年 HK\$'000 千港元 | 2017 二零一七年 HK\$'000 千港元 |
|--|-----------------|----------------------------------|----------------------------------|
| Assets | 資產 | | |
| Non-current assets | 非流動資產 | | |
| Investments in subsidiaries | 於附屬公司之投資 | 19,597,906 | 21,882,351 |
| Current assets | 流動資產 | | |
| Prepayments, deposits and other current assets | 預付款項、按金及其他流動資產 | 7,112 | 44,903 |
| Financial assets at fair value through profit and loss | 按公平值透過損益列賬之財務資產 | 36,423 | 55,450 |
| Cash and cash equivalents | 現金及現金等價物 | 2,792 | 35,374 |
| | | 46,327 | 135,727 |
| Total assets | 總資產 | 19,644,233 | 22,018,078 |
| Equity | 權益 | | |
| Share capital | 股本 | 222,556 | 222,556 |
| Reserves (Note) | 儲備(附註) | 17,060,524 | 17,986,578 |
| Total equity | 權益總額 | 17,283,080 | 18,209,134 |
| Liabilities | 負債 | | |
| Current liabilities | 流動負債 | | |
| Accruals and other payables | 應計款項及其他應付款項 | 72,287 | 101,952 |
| Current tax liabilities | 本期稅項負債 | 8,450 | 8,857 |
| Borrowings | 借貸 | 2,280,416 | 3,698,135 |
| | | 2,361,153 | 3,808,944 |
| Total liabilities | 負債總額 | 2,361,153 | 3,808,944 |
| Total equity and liabilities | 權益及負債總額 | 19,644,233 | 22,018,078 |

Notes to the Consolidated Financial Statements (continued)

綜合財務報表附註(續)

44 Company Statement of Financial Position (Continued)

Note:

Reserve movement of the Company

44 本公司財務狀況表(續)

附註：

本公司之儲備變動

| | | Share premium 股份溢價 HK\$'000 千港元 | Currency translation differences 貨幣匯兌差額 HK\$'000 千港元 | Retained earnings 保留盈利 HK\$'000 千港元 | Total 總計 HK\$'000 千港元 |
|--|-------------------------------|---|---|---|--------------------------------|
| For the year ended 31st December 2018 | 截至二零一八年 十二月三十一日止年度 | | | | |
| Balance at 1st January 2018 | 於二零一八年一月一日之 結餘 | 15,800,776 | 1,210,127 | 975,675 | 17,986,578 |
| Profit for the year | 年度溢利 | — | — | 809,529 | 809,529 |
| Currency translation differences | 貨幣匯兌差額 | — | (845,359) | — | (845,359) |
| Dividend paid | 已付股息 | — | — | (890,224) | (890,224) |
| Balance at 31st December 2018 | 於二零一八年 十二月三十一日之結餘 | 15,800,776 | 364,768 | 894,980 | 17,060,524 |
| For the year ended 31st December 2017 | 截至二零一七年 十二月三十一日止年度 | | | | |
| Balance at 1st January 2017 | 於二零一七年一月一日之 結餘 | 15,800,776 | 4,604 | 1,381,826 | 17,187,206 |
| Loss for the year | 年度虧損 | — | — | (183,595) | (183,595) |
| Currency translation differences | 貨幣匯兌差額 | — | 1,205,523 | — | 1,205,523 |
| Dividend paid | 已付股息 | — | — | (222,556) | (222,556) |
| Balance at 31st December 2017 | 於二零一七年 十二月三十一日之結餘 | 15,800,776 | 1,210,127 | 975,675 | 17,986,578 |

Notes to the Consolidated Financial Statements (continued)

綜合財務報表附註(續)

45 Details of Principal Subsidiaries

45 主要附屬公司詳情

The following is a list of the principal subsidiaries at 31st December 2018:

以下為於二零一八年十二月三十一日之
主要附屬公司名單：

| Name of company 公司名稱 | Place of incorporation and kind of legal entity 註冊成立地點及法律實體類別 | Issued and fully paid capital 已發行及繳足股本 | Percentage of equity interest attributable to the Group 集團應佔股權百分比 | | Principal activities and place of operation 主要業務及營運地點 |
|--|--|--|--|------------------|---|
| | | | Directly 直接 | Indirectly 間接 | |
| Hopson Development International Limited 合生創展國際有限公司 | British Virgin Islands, limited liability company 英屬處女群島，有限責任公司 | US\$2,000 2,000美元 | 100% | — | Investment holding in Hong Kong 於香港投資控股 |
| Sun Excel Investments Limited 日佳投資有限公司 | British Virgin Islands, limited liability company 英屬處女群島，有限責任公司 | US\$2,600,001 2,600,001美元 | 100% | — | Investment holding in Hong Kong 於香港投資控股 |
| Addup International Limited 永熹國際有限公司 | Hong Kong, limited liability company 香港，有限責任公司 | HK\$1 1港元 | — | 100% | Investment holding in Hong Kong 於香港投資控股 |
| Archibald Properties Limited 愛寶置業有限公司 | British Virgin Islands, limited liability company 英屬處女群島，有限責任公司 | US\$2 2美元 | — | 100% | Investment holding in Hong Kong 於香港投資控股 |
| Bazhou Shengkai Property Development Co., Ltd. 霸州市勝凱房地產開發有限公司 | Mainland China, limited liability company 中國大陸，有限責任公司 | RMB20,000,000 人民幣20,000,000元 | — | 75% | Property development in Mainland China 於中國大陸發展物業 |
| Beijing Chuanghe Fengwei Real Property Development Co. Limited 北京創合豐威房地產開發有限公司 | Mainland China, limited liability company 中國大陸，有限責任公司 | US\$61,920,330 61,920,330美元 | — | 100% | Property development in Mainland China 於中國大陸發展物業 |
| Beijing Hopson Beifang Real Estate Development Limited 北京合生北方房地產開發有限公司 | Mainland China, limited liability company 中國大陸，有限責任公司 | US\$220,580,000 220,580,000美元 | — | 100% | Property development in Mainland China 於中國大陸發展物業 |
| Beijing Hopson Longhui Restaurant Management Company Limited 北京合生龍匯餐飲管理有限公司 | Mainland China, limited liability company 中國大陸，有限責任公司 | RMB3,000,000 人民幣3,000,000元 | — | 100% | Restaurant management in Mainland China 於中國大陸管理餐飲 |
| Beijing Hopson Lvzhou Real Estate Development Limited 北京合生綠洲房地產開發有限公司 | Mainland China, limited liability company 中國大陸，有限責任公司 | RMB1,793,370,000 人民幣1,793,370,000元 | — | 100% | Property development in Mainland China 於中國大陸發展物業 |
| Beijing Hopson Shiguang Investment Management Limited 北京合生時光投資管理有限公司 | Mainland China, limited liability company 中國大陸，有限責任公司 | RMB3,000,000 人民幣3,000,000元 | — | 100% | Investment holding in Mainland China 於中國大陸投資控股 |
| Beijing Hopson Wangjing Real Estate Development Company Limited 北京合生望景房地產開發有限公司 | Mainland China, limited liability company 中國大陸，有限責任公司 | RMB364,990,000 人民幣364,990,000元 | — | 100% | Property development in Mainland China 於中國大陸發展物業 |

Notes to the Consolidated Financial Statements (continued)

綜合財務報表附註(續)

45 Details of principal subsidiaries (Continued)

45 主要附屬公司詳情(續)

| Name of company 公司名稱 | Place of incorporation and kind of legal entity 註冊成立地點及法律實體類別 | Issued and fully paid capital 已發行及繳足股本 | Percentage of equity interest attributable to the Group 集團應佔股權百分比 | | Principal activities and place of operation 主要業務及營運地點 |
|---|--|---|--|------------------|--|
| | | | Directly 直接 | Indirectly 間接 | |
| Beijing Hopson Xingye Real Estate Development Limited 北京合生興業房地產開發有限公司 | Mainland China, limited liability company 中國大陸，有限責任公司 | US\$31,600,000 31,600,000美元 | — | 100% | Property development in Mainland China 於中國大陸發展物業 |
| Beijing Hopson Yujing Real Estate Development Limited 北京合生愉景房地產開發有限公司 | Mainland China, limited liability company 中國大陸，有限責任公司 | US\$165,760,000 165,760,000美元 | — | 100% | Property development in Mainland China 於中國大陸發展物業 |
| Beijing Longjia Runhe Real Estate Development Limited 北京龍嘉潤合房地產開發有限公司 | Mainland China, limited liability company 中國大陸，有限責任公司 | RMB10,000,000 人民幣10,000,000元 | — | 100% | Property development in Mainland China 於中國大陸發展物業 |
| Beijing Longyuan Shunjing Real Estate Development Limited 北京龍源順景房地產開發有限公司 | Mainland China, limited liability company 中國大陸，有限責任公司 | RMB20,000,000 人民幣20,000,000元 | — | 100% | Property development in Mainland China 於中國大陸發展物業 |
| Beijing Shengchuang Hengda Real Property Development Co. Limited 北京盛創恒達房地產開發有限公司 | Mainland China, limited liability company 中國大陸，有限責任公司 | US\$67,385,504 67,385,504美元 | — | 100% | Property development in Mainland China 於中國大陸發展物業 |
| Beijing Xinjingrun Property Co., Ltd. 北京新京潤房地產有限公司 | Mainland China, limited liability company 中國大陸，有限責任公司 | US\$444,540,000 444,540,000美元 | — | 80% | Property development in Mainland China 於中國大陸發展物業 |
| Beijing Yichuang Nuoyi Investment Management Company Limited 北京意創諾依投資管理有限公司 | Mainland China, limited liability company 中國大陸，有限責任公司 | RMB10,000,000 人民幣10,000,000元 | — | 100% | Investment holding in Mainland China 於中國大陸投資控股 |
| Beijing Yihai YINUO Investment Management Company Limited 北京怡海易諾投資管理有限公司 | Mainland China, limited liability company 中國大陸，有限責任公司 | RMB10,000,000 人民幣10,000,000元 | — | 100% | Investment holding in Mainland China 於中國大陸投資控股 |
| Believe Best Investments Limited 信佳投資有限公司 | British Virgin Islands, limited liability company 英屬處女群島，有限責任公司 | US\$200 200美元 | — | 80% | Investment holding in Hong Kong 於香港投資控股 |
| Chia Lung Group Company Limited 佳龍集團有限公司 | Samoa, limited liability company 薩摩亞國，有限責任公司 | US\$6,500,000 6,500,000美元 | — | 100% | Investment holding in Hong Kong 於香港投資控股 |

Notes to the Consolidated Financial Statements (continued)

綜合財務報表附註(續)

45 Details of principal subsidiaries (Continued)

45 主要附屬公司詳情(續)

| Name of company 公司名稱 | Place of incorporation and kind of legal entity 註冊成立地點及法律實體類別 | Issued and fully paid capital 已發行及繳足股本 | Percentage of equity interest attributable to the Group 集團應佔股權百分比 | | Principal activities and place of operation 主要業務及營運地點 |
|---|--|---|--|------------------|---|
| | | | Directly 直接 | Indirectly 間接 | |
| Dalian Hopson Fubang Real Estate Development Company Limited 大連合生富邦房地產發展有限公司 | Mainland China, limited liability company 中國大陸，有限責任公司 | US\$32,747,000 32,747,000美元 | — | 100% | Property development in Mainland China 於中國大陸發展物業 |
| Dalian Hopson Xingye Real Estate Development Company Limited 大連合生興業房地產開發有限公司 | Mainland China, limited liability company 中國大陸，有限責任公司 | RMB50,000,000 人民幣50,000,000元 | — | 100% | Property development in Mainland China 於中國大陸發展物業 |
| Dynawell Investment Limited 頤和投資有限公司 | Hong Kong, limited liability company 香港，有限責任公司 | HK\$10,000 10,000港元 | — | 100% | Investment holding in Hong Kong 於香港投資控股 |
| Ever New Properties Limited 恒新置業有限公司 | Hong Kong, limited liability company 香港，有限責任公司 | HK\$2 ordinary HK\$3 non-voting deferred shares (Note) 2港元普通股3港元無投票權遞延股份(附註) | — | 100% | Investment holding and property investment in Hong Kong 於香港投資控股及投資物業 |
| Funland Properties Limited 奔騰置業有限公司 | British Virgin Islands, limited liability company 英屬處女群島，有限責任公司 | US\$2 2美元 | — | 100% | Investment holding in Hong Kong 於香港投資控股 |
| Grand Avenue Limited 勁途有限公司 | Hong Kong, limited liability company 香港，有限責任公司 | HK\$22,500,000 22,500,000港元 | — | 100% | Investment holding in Hong Kong 於香港投資控股 |
| Guangdong Esteem Property Services Limited 廣東康景物業服務有限公司 | Mainland China, limited liability company 中國大陸，有限責任公司 | HK\$5,000,000 5,000,000港元 | — | 100% | Property management in Mainland China 於中國大陸發展物業 |
| Guangdong Hopson Dijing Real Estate Co. Ltd. 廣東合生帝景房地產有限公司 | Mainland China, limited liability company 中國大陸，有限責任公司 | US\$37,500,000 37,500,000美元 | — | 100% | Property development in Mainland China 於中國大陸發展物業 |
| Guangdong Hopson Hongjing Real Estate Company Limited 廣東合生泓景房地產有限公司 | Mainland China, limited liability company 中國大陸，有限責任公司 | RMB200,280,000 人民幣200,280,000元 | — | 100% | Property development in Mainland China 於中國大陸發展物業 |
| Guangdong Hopson Lejing Real Estate Co. Limited 廣東合生樂景房地產有限公司 | Mainland China, limited liability company 中國大陸，有限責任公司 | RMB44,500,000 人民幣44,500,000元 | — | 100% | Property development in Mainland China 於中國大陸發展物業 |
| Guangdong Hopson Minghui Real Estate Limited 廣東合生明暉房地產有限公司 | Mainland China, limited liability company 中國大陸，有限責任公司 | RMB41,500,000 人民幣41,500,000元 | — | 90% | Property development in Mainland China 於中國大陸發展物業 |
| Guangdong Hopson Yuehua Real Estate Limited 廣東合生越華房地產有限公司 | Mainland China, limited liability company 中國大陸，有限責任公司 | RMB41,500,000 人民幣41,500,000元 | — | 100% | Property development in Mainland China 於中國大陸發展物業 |

Notes to the Consolidated Financial Statements (continued)

綜合財務報表附註(續)

45 Details of principal subsidiaries (Continued)

45 主要附屬公司詳情(續)

| Name of company 公司名稱 | Place of incorporation and kind of legal entity 註冊成立地點及法律實體類別 | Issued and fully paid capital 已發行及繳足股本 | Percentage of equity interest attributable to the Group 集團應佔股權百分比 | | Principal activities and place of operation 主要業務及營運地點 |
|---|--|---|--|------------------|--|
| | | | Directly 直接 | Indirectly 間接 | |
| Guangdong Huajing New City Real Estate Limited 廣東華景新城房地產有限公司 | Mainland China, limited liability company 中國大陸，有限責任公司 | RMB93,500,018 人民幣93,500,018元 | — | 100% | Property development in Mainland China 於中國大陸發展物業 |
| Guangdong Huanan New City Real Estate Limited 廣東華南新城房地產有限公司 | Mainland China, limited liability company 中國大陸，有限責任公司 | RMB464,750,000 人民幣464,750,000元 | — | 100% | Property development in Mainland China 於中國大陸發展物業 |
| Guangdong Huanan Real Estate Limited 廣東華南房地產有限公司 | Mainland China, limited liability company 中國大陸，有限責任公司 | RMB48,074,420 人民幣48,074,420元 | — | 70% | Property development in Mainland China 於中國大陸發展物業 |
| Guangdong Jinan Real Estate Limited 廣東暨南房地產有限公司 | Mainland China, limited liability company 中國大陸，有限責任公司 | RMB65,084,340 人民幣65,084,340元 | — | 100% | Property development in Mainland China 於中國大陸發展物業 |
| Guangdong New Tai An Real Estate Limited 廣東新泰安房地產有限公司 | Mainland China, limited liability company 中國大陸，有限責任公司 | RMB19,100,000 人民幣19,100,000元 | — | 100% | Property development in Mainland China 於中國大陸發展物業 |
| Guangdong Zhongfu Real Estate Investment Co., Ltd. 廣東中福房地產投資有限公司 | Mainland China, limited liability company 中國大陸，有限責任公司 | RMB10,010,000 人民幣10,010,000元 | — | 100% | Investment holding in Mainland China 於中國大陸投資控股 |
| Guangzhou Chuangda Investment Development Company Limited 廣州創達投資發展有限公司 | Mainland China, limited liability company 中國大陸，有限責任公司 | RMB100,000,000 人民幣100,000,000元 | — | 100% | Property development in Mainland China 於中國大陸發展物業 |
| Guangdong Hechuang Construction Company Limited 廣東合創工程總承包有限公司 | Mainland China, limited liability company 中國大陸，有限責任公司 | RMB200,000,000 人民幣200,000,000元 | — | 100% | Provision of construction service in Mainland China 於中國大陸提供建築服務 |
| Guangzhou Hopson Cuijing Real Estate Limited 廣州合生翠景房地產有限公司 | Mainland China, limited liability company 中國大陸，有限責任公司 | RMB53,550,000 人民幣53,550,000元 | — | 97% | Property development in Mainland China 於中國大陸發展物業 |
| Guangzhou Hopson Dongyu Real Estate Limited 廣州合生東宇房地產有限公司 | Mainland China, limited liability company 中國大陸，有限責任公司 | RMB42,500,000 人民幣42,500,000元 | — | 100% | Property development in Mainland China 於中國大陸發展物業 |
| Guangzhou Hopson Junjing Real Estate Limited 廣州合生駿景房地產有限公司 | Mainland China, limited liability company 中國大陸，有限責任公司 | RMB221,619,440 人民幣221,619,440元 | — | 95% | Property development in Mainland China 於中國大陸發展物業 |
| Guangzhou Hopson Keji Garden Real Estate Limited 廣州合生科技園房地產有限公司 | Mainland China, limited liability company 中國大陸，有限責任公司 | RMB133,340,000 人民幣133,340,000元 | — | 95% | Property development in Mainland China 於中國大陸發展物業 |

Notes to the Consolidated Financial Statements (continued)

綜合財務報表附註(續)

45 Details of principal subsidiaries (Continued)

45 主要附屬公司詳情(續)

| Name of company 公司名稱 | Place of incorporation and kind of legal entity 註冊成立地點及法律實體類別 | Issued and fully paid capital 已發行及繳足股本 | Percentage of equity interest attributable to the Group 集團應佔股權百分比 | | Principal activities and place of operation 主要業務及營運地點 |
|--|--|---|--|------------------|---|
| | | | Directly 直接 | Indirectly 間接 | |
| Guangzhou Hopson Qinghui Real Estate Limited 廣州合生清暉房地產有限公司 | Mainland China, limited liability company 中國大陸，有限責任公司 | RMB42,287,624 人民幣42,287,624元 | — | 100% | Property development in Mainland China 於中國大陸發展物業 |
| Guangzhou Hopson Qingyuan Water Supply Limited 廣州合生清源淨水有限公司 | Mainland China, limited liability company 中國大陸，有限責任公司 | RMB3,000,000 人民幣3,000,000元 | — | 100% | Water supply in Mainland China 於中國大陸供水 |
| Guangzhou Hopson Xingjing Business Services Limited 廣州合生星景商務有限公司 | Mainland China, limited liability company 中國大陸，有限責任公司 | RMB500,000 人民幣500,000元 | — | 100% | Provision of clubhouse and residential services in Mainland China 於中國大陸提供會所及住宅服務 |
| Guangzhou Hopson Yihui Real Estate Limited 廣州合生怡輝房地產有限公司 | Mainland China, limited liability company 中國大陸，有限責任公司 | RMB131,420,019 人民幣131,420,019元 | — | 100% | Property development in Mainland China 於中國大陸發展物業 |
| Guangzhou Hopson Yijing Real Estate Limited 廣州合生逸景房地產有限公司 | Mainland China, limited liability company 中國大陸，有限責任公司 | RMB82,040,000 人民幣82,040,000元 | — | 99.5% | Property development in Mainland China 於中國大陸發展物業 |
| Guangzhou Hopson Yujing Real Estate Limited 廣州合生愉景房地產有限公司 | Mainland China, limited liability company 中國大陸，有限責任公司 | RMB47,250,000 人民幣47,250,000元 | — | 70% | Property development in Mainland China 於中國大陸發展物業 |
| Guangzhou Huayue Longting Restaurant Limited 廣州華越龍庭酒家有限公司 | Mainland China, limited liability company 中國大陸，有限責任公司 | RMB3,000,000 人民幣3,000,000元 | — | 100% | Restaurant management in Mainland China 於中國大陸管理餐飲 |
| Guangzhou Jiannan Property Development Limited 廣州建南房產發展有限公司 | Mainland China, limited liability company 中國大陸，有限責任公司 | US\$12,000,000 12,000,000美元 | — | 100% | Property development in Mainland China 於中國大陸發展物業 |
| Guangzhou Kengding Architecture Design Consultant Company Limited 廣州鏗鼎建築設計諮詢有限公司 | Mainland China, limited liability company 中國大陸，有限責任公司 | RMB2,000,000 人民幣2,000,000元 | — | 100% | Architectural design in Mainland China 於中國大陸設計建築 |
| Guangzhou Nonggongshang Construction and Development Company Limited 廣州市農工商建設開發有限公司 | Mainland China, limited liability company 中國大陸，有限責任公司 | RMB2,170,243 人民幣2,170,243元 | — | 95% | Property development in Mainland China 於中國大陸發展物業 |
| Guangzhou Sanlian Huaqiao Estate Company Limited 廣州三聯華僑房產有限公司 | Mainland China, limited liability company 中國大陸，有限責任公司 | RMB30,000,000 人民幣30,000,000元 | — | 63.4% | Property development in Mainland China 於中國大陸發展物業 |
| Guangzhou Wanxiangying Real Estate Company Limited 廣州市萬想營物業發展有限公司 | Mainland China, limited liability company 中國大陸，有限責任公司 | RMB1,000,000 人民幣1,000,000元 | — | 100% | Property development in Mainland China 於中國大陸發展物業 |

Notes to the Consolidated Financial Statements (continued)

綜合財務報表附註(續)

45 Details of principal subsidiaries (Continued)

45 主要附屬公司詳情(續)

| Name of company 公司名稱 | Place of incorporation and kind of legal entity 註冊成立地點及法律實體類別 | Issued and fully paid capital 已發行及繳足股本 | Percentage of equity interest attributable to the Group 集團應佔股權百分比 | | Principal activities and place of operation 主要業務及營運地點 |
|---|--|---|--|------------------|---|
| | | | Directly 直接 | Indirectly 間接 | |
| Guangzhou Xinchangjiang Development Limited 廣州新長江建設開發有限公司 | Mainland China, limited liability company 中國大陸，有限責任公司 | RMB60,000,000 人民幣60,000,000元 | — | 95.5% | Property development in Mainland China 於中國大陸發展物業 |
| Guangzhou Yihui Real Estate Development Limited 廣州市溢輝房地產開發有限公司 | Mainland China, limited liability company 中國大陸，有限責任公司 | RMB37,000,000 人民幣37,000,000元 | — | 100% | Property development in Mainland China 於中國大陸發展物業 |
| Guangzhou Yijing Arts and Culture Company Limited 廣州市藝景文化藝術發展有限公司 | Mainland China, limited liability company 中國大陸，有限責任公司 | RMB500,000 人民幣500,000元 | — | 100% | Investment holding in Mainland China 於中國大陸投資控股 |
| Guangzhou Yiming Real Estate Development Company Limited 廣州頤明房地產開發有限公司 | Mainland China, limited liability company 中國大陸，有限責任公司 | RMB43,800,000 人民幣43,800,000元 | — | 100% | Property development in Mainland China 於中國大陸發展物業 |
| Guangzhou Yisheng Real Estate Development Limited 廣州市溢晟房地產開發有限公司 | Mainland China, limited liability company 中國大陸，有限責任公司 | RMB52,500,000 人民幣52,500,000元 | — | 100% | Property development in Mainland China 於中國大陸發展物業 |
| Guangzhou Zhujiang Qiaodu Real Estate Limited 廣州珠江橋都房地產有限公司 | Mainland China, limited liability company 中國大陸，有限責任公司 | RMB535,500,000 人民幣535,500,000元 | — | 99.5% | Property development in Mainland China 於中國大陸發展物業 |
| Guangzhou Ziyun Village Real Estate Company Limited 廣州紫雲山莊房地產有限公司 | Mainland China, limited liability company 中國大陸，有限責任公司 | US\$36,400,259 36,400,259美元 | — | 100% | Property development in Mainland China 於中國大陸發展物業 |
| Hopeson Holdings Limited 合生集團有限公司 | Hong Kong, limited liability company 香港，有限責任公司 | HK\$2 ordinary HK\$10,000 non-voting deferred shares (Note) 2港元普通股 10,000港元無投票權遞延股份(附註) | — | 100% | Investment holding in Hong Kong 於香港投資控股 |
| Hopson (Guangzhou) Industries Limited 合生(廣州)實業有限公司 | Mainland China, limited liability company 中國大陸，有限責任公司 | US\$4,830,000 4,830,000美元 | — | 100% | Property development in Mainland China 於中國大陸發展物業 |
| Hopson Development (Consultants) Limited 合生創展(顧問)有限公司 | British Virgin Islands, limited liability company 英屬處女群島，有限責任公司 | US\$2 2美元 | — | 100% | Provision of property design and advisory services in Hong Kong 於香港提供物業設計及顧問服務 |
| Hopson Development (Properties) Limited 合生創展(置業)有限公司 | Hong Kong, limited liability company 香港，有限責任公司 | HK\$10,000 10,000港元 | — | 100% | Property investment in Hong Kong 於香港投資物業 |

Notes to the Consolidated Financial Statements (continued)

綜合財務報表附註(續)

45 Details of principal subsidiaries (Continued)

45 主要附屬公司詳情(續)

| Name of company 公司名稱 | Place of incorporation and kind of legal entity 註冊成立地點及法律實體類別 | Issued and fully paid capital 已發行及繳足股本 | Percentage of equity interest attributable to the Group 集團應佔股權百分比 | | Principal activities and place of operation 主要業務及營運地點 |
|---|--|---|--|------------------|--|
| | | | Directly 直接 | Indirectly 間接 | |
| Hopson Properties (China) Limited 合生中國房地產有限公司 | British Virgin Islands, limited liability company 英屬處女群島，有限責任公司 | US\$1 1美元 | — | 100% | Investment holding in Hong Kong 於香港投資控股 |
| Huidong Zhongfu Real Estate Co., Ltd. 惠東中福置業有限公司 | Mainland China, limited liability company 中國大陸，有限責任公司 | RMB42,186,475.63 人民幣42,186,475.63元 | — | 100% | Property investment in Mainland China 於中國大陸投資物業 |
| Huizhou Daya Bay New Coastal City Development and Investment Co. Ltd. 惠州大亞灣新海岸城市建設投資有限公司 | Mainland China, limited liability company 中國大陸，有限責任公司 | RMB100,000,000 人民幣100,000,000元 | — | 60% | Property investment in Mainland China 於中國大陸投資物業 |
| Huizhou Haolong Industrial Development Company Limited 惠州市瀨龍實業發展有限公司 | Mainland China, limited liability company 中國大陸，有限責任公司 | RMB10,000,000 人民幣10,000,000元 | — | 100% | Property investment in Mainland China 於中國大陸投資物業 |
| Huizhou Hopson Xinneng Properties Limited 惠州市合生信能置業有限公司 | Mainland China, limited liability company 中國大陸，有限責任公司 | HK\$50,000,000 50,000,000港元 | — | 100% | Property development in Mainland China 於中國大陸發展物業 |
| Huizhou Yapai Real Estate Company Limited 惠州市亞派房地產有限公司 | Mainland China, limited liability company 中國大陸，有限責任公司 | RMB250,000,000 人民幣250,000,000元 | — | 100% | Property development in Mainland China 於中國大陸發展物業 |
| Huizhou Yaxin Real Estate Company Limited 惠州市亞新房地產有限公司 | Mainland China, limited liability company 中國大陸，有限責任公司 | RMB119,000,000 人民幣119,000,000元 | — | 100% | Property development in Mainland China 於中國大陸發展物業 |
| Ji Run Property Investments Limited 吉潤置業投資有限公司 | Hong Kong, limited liability company 香港，有限責任公司 | HK\$1,000,000 1,000,000港元 | — | 80% | Investment holding in Hong Kong 於香港投資控股 |
| Karworld Holdings Limited 嘉和集團有限公司 | Hong Kong, limited liability company 香港，有限責任公司 | HK\$10,000 10,000港元 | — | 100% | Investment holding in Hong Kong 於香港投資控股 |
| Kunshan Hopson Property Development Company Limited 昆山合生房地產開發有限公司 | Mainland China, limited liability company 中國大陸，有限責任公司 | RMB200,000,000 人民幣200,000,000元 | — | 100% | Property development in Mainland China 於中國大陸發展物業 |
| Malaysian Teoghew Industrial Estate Development (Guangzhou) Ltd. 廣州馬潮工業村發展有限公司 | Mainland China, limited liability company 中國大陸，有限責任公司 | HK\$25,000,000 25,000,000港元 | — | 55% | Property development in Mainland China 於中國大陸發展物業 |
| Max Clear Investments Limited 先卓投資有限公司 | Hong Kong, limited liability company 香港，有限責任公司 | HK\$1 1港元 | — | 100% | Investment holding in Hong Kong 於香港投資控股 |
| Nambour Properties Limited 南博置業有限公司 | British Virgin Islands, limited liability company 英屬處女群島，有限責任公司 | US\$2 2美元 | — | 100% | Investment holding in Hong Kong 於香港投資控股 |

Notes to the Consolidated Financial Statements (continued)

綜合財務報表附註(續)

45 Details of principal subsidiaries (Continued)

45 主要附屬公司詳情(續)

| Name of company 公司名稱 | Place of incorporation and kind of legal entity 註冊成立地點及法律實體類別 | Issued and fully paid capital 已發行及繳足股本 | Percentage of equity interest attributable to the Group 集團應佔股權百分比 | | Principal activities and place of operation 主要業務及營運地點 |
|--|--|---|--|------------------|--|
| | | | Directly 直接 | Indirectly 間接 | |
| Ningbo Hopson Ci City Leisure Sports Company Limited 寧波合生慈城休閒體育發展有限公司 | Mainland China, limited liability company 中國大陸，有限責任公司 | US\$10,000,000 10,000,000美元 | — | 100% | Property development in Mainland China 於中國大陸發展物業 |
| Ningbo Hopson Kam City Real Estate Company Limited 寧波合生錦城房地產有限公司 | Mainland China, limited liability company 中國大陸，有限責任公司 | RMB150,000,000 人民幣150,000,000元 | — | 100% | Property development in Mainland China 於中國大陸發展物業 |
| Ningbo Hopson Ming City Real Estate Company Limited 寧波合生名城房地產有限公司 | Mainland China, limited liability company 中國大陸，有限責任公司 | RMB10,000,000 人民幣10,000,000元 | — | 100% | Property development in Mainland China 於中國大陸發展物業 |
| Ningbo Hopson Real Estate Company Limited 寧波合生創展房地產有限公司 | Mainland China, limited liability company 中國大陸，有限責任公司 | RMB220,000,000 人民幣220,000,000元 | — | 100% | Property development in Mainland China 於中國大陸發展物業 |
| Outward Expanse Investments Limited 廣大投資有限公司 | British Virgin Islands, limited liability company 英屬處女群島，有限責任公司 | US\$2 2美元 | — | 100% | Investment holding in Hong Kong 於香港投資控股 |
| Panyu Zhujiang Real Estate Company Limited 番禺珠江房地產有限公司 | Mainland China, limited liability company 中國大陸，有限責任公司 | RMB100,000,000 人民幣100,000,000元 | — | 100% | Property development in Mainland China 於中國大陸發展物業 |
| Plaza Royale Water Palace Convention Hotel Tianjin Co. Limited 天津帝景溫泉酒店有限公司 | Mainland China, limited liability company 中國大陸，有限責任公司 | RMB72,000,000 人民幣72,000,000元 | — | 70% | Hotel operation in Mainland China 於中國大陸經營酒店 |
| Pomeroy Properties Limited 邦萊置業有限公司 | British Virgin Islands, limited liability company 英屬處女群島，有限責任公司 | US\$2 2美元 | — | 100% | Investment holding in Hong Kong 於香港投資控股 |
| Prestige Dragon Development Limited 譽龍發展有限公司 | Hong Kong, limited liability company 香港，有限責任公司 | HK\$10,000 10,000港元 | — | 100% | Investment holding in Hong Kong 於香港投資控股 |
| Right Strong International Limited 信能國際有限公司 | Hong Kong, limited liability company 香港，有限責任公司 | HK\$1 1港元 | — | 100% | Investment holding in Hong Kong 於香港投資控股 |
| Shanghai Anxu Warehousing Company Limited 上海安旭倉儲有限公司 | Mainland China, limited liability company 中國大陸，有限責任公司 | RMB500,000 人民幣500,000元 | — | 100% | Warehouse in Mainland China 於中國大陸倉儲 |
| Shanghai Dazhan Investment Management Company Limited 上海大展投資管理有限公司 | Mainland China, limited liability company 中國大陸，有限責任公司 | RMB3,050,000,000 人民幣3,050,000,000元 | — | 100% | Property development in Mainland China 於中國大陸發展物業 |
| Shanghai Fanmei Architecture Design Company Limited 上海樊美建築設計有限公司 | Mainland China, limited liability company 中國大陸，有限責任公司 | RMB2,000,000 人民幣2,000,000元 | — | 100% | Architectural design in Mainland China 於中國大陸設計建築 |

Notes to the Consolidated Financial Statements (continued)

綜合財務報表附註(續)

45 Details of principal subsidiaries (Continued)

45 主要附屬公司詳情(續)

| Name of company 公司名稱 | Place of incorporation and kind of legal entity 註冊成立地點及法律實體類別 | Issued and fully paid capital 已發行及繳足股本 | Percentage of equity interest attributable to the Group 集團應佔股權百分比 | | Principal activities and place of operation 主要業務及營運地點 |
|--|--|---|--|------------------|--|
| | | | Directly 直接 | Indirectly 間接 | |
| Shanghai Hechuang Linhai Property Development Company Limited 上海合創臨海房地產開發有限公司 | Mainland China, limited liability company 中國大陸，有限責任公司 | RMB900,000,000 人民幣900,000,000元 | — | 100% | Property development in Mainland China 於中國大陸發展物業 |
| Shanghai Hopson Jinting Real Estate Development Limited 上海合生錦廷房地產開發有限公司 | Mainland China, limited liability company 中國大陸，有限責任公司 | RMB50,000,000 人民幣50,000,000元 | — | 100% | Property development in Mainland China 於中國大陸發展物業 |
| Shanghai Hopson Property Development Company Limited 上海合生房地產開發有限公司 | Mainland China, limited liability company 中國大陸，有限責任公司 | US\$59,900,000 59,900,000美元 | — | 100% | Property development in Mainland China 於中國大陸發展物業 |
| Shanghai Hopson Sanlin Real Estate Development Limited 上海合生三麟房地產開發有限公司 | Mainland China, limited liability company 中國大陸，有限責任公司 | RMB50,000,000 人民幣50,000,000元 | — | 100% | Property development in Mainland China 於中國大陸發展物業 |
| Shanghai Longjia Properties Limited 上海龍嘉置業有限公司 | Mainland China, limited liability company 中國大陸，有限責任公司 | RMB20,000,000 人民幣20,000,000元 | — | 100% | Property development in Mainland China 於中國大陸發展物業 |
| Shanghai Longmeng Real Estate Development Company Limited 上海龍盟房地產開發有限公司 | Mainland China, limited liability company 中國大陸，有限責任公司 | US\$44,370,000 44,370,000美元 | — | 100% | Property development in Mainland China 於中國大陸發展物業 |
| Shanghai Sanxiang Real Estate Development Company Limited 上海三象房產發展有限公司 | Mainland China, limited liability company 中國大陸，有限責任公司 | US\$8,000,000 8,000,000美元 | — | 100% | Property development in Mainland China 於中國大陸發展物業 |
| Shanghai Shangshi Haiyun Properties Company Limited 上海上實海雲置業有限公司 | Mainland China, limited liability company 中國大陸，有限責任公司 | RMB800,000,000 人民幣800,000,000元 | — | 100% | Property development in Mainland China 於中國大陸發展物業 |
| Shanghai Tongzhen Investment and Consultant Company Limited 上海同振投資諮詢有限公司 | Mainland China, limited liability company 中國大陸，有限責任公司 | RMB5,000,000 人民幣5,000,000元 | — | 100% | Property development in Mainland China 於中國大陸發展物業 |
| Shanghai Yutai Real Estate Development Company Limited 上海御泰房地產發展有限公司 | Mainland China, limited liability company 中國大陸，有限責任公司 | RMB400,000,000 人民幣400,000,000元 | — | 100% | Property development in Mainland China 於中國大陸發展物業 |
| Shanghai Zeyu Properties Limited 上海澤宇置業有限公司 | Mainland China, limited liability company 中國大陸，有限責任公司 | RMB50,000,000 人民幣50,000,000元 | — | 94% | Property development in Mainland China 於中國大陸發展物業 |
| Shanghai Zhengze Real Estate Development Company Limited 上海正澤房地產有限公司 | Mainland China, limited liability company 中國大陸，有限責任公司 | RMB50,000,000 人民幣50,000,000元 | — | 100% | Property development in Mainland China 於中國大陸發展物業 |

Notes to the Consolidated Financial Statements (continued)

綜合財務報表附註(續)

45 Details of principal subsidiaries (Continued)

45 主要附屬公司詳情(續)

| Name of company 公司名稱 | Place of incorporation and kind of legal entity 註冊成立地點及法律實體類別 | Issued and fully paid capital 已發行及繳足股本 | Percentage of equity interest attributable to the Group 集團應佔股權百分比 | | Principal activities and place of operation 主要業務及營運地點 |
|--|--|---|--|------------------|--|
| | | | Directly 直接 | Indirectly 間接 | |
| Shanxi Hopson Dijing Construction Company Limited 山西合生帝景建設有限公司 | Mainland China, limited liability company 中國大陸，有限責任公司 | RMB956,865,000 人民幣956,865,000元 | — | 100% | Property development in Mainland China 於中國大陸發展物業 |
| Shanxi Hopson Jiashi Investment Company Limited 山西合生嘉實投資有限公司 | Mainland China, limited liability company 中國大陸，有限責任公司 | RMB30,000,000 人民幣30,000,000元 | — | 100% | Property development in Mainland China 於中國大陸發展物業 |
| Shine Wealth Consultants Limited 亮豐顧問有限公司 | British Virgin Islands, limited liability company 英屬處女群島，有限責任公司 | US\$1 1美元 | — | 100% | Provision of consultancy in Hong Kong 於香港提供顧問服務 |
| Size Up Investments Limited 廣都投資有限公司 | Hong Kong, limited liability company 香港，有限責任公司 | HK\$1 1港元 | — | 100% | Investment holding in Hong Kong 於香港投資控股 |
| Solawide Properties Limited 崇偉置業有限公司 | British Virgin Islands, limited liability company 英屬處女群島，有限責任公司 | US\$2 2美元 | — | 100% | Investment holding in Hong Kong 於香港投資控股 |
| Sound Zone Properties Limited 尚駿置業有限公司 | British Virgin Islands, limited liability company 英屬處女群島，有限責任公司 | US\$2 2美元 | — | 100% | Investment holding in Hong Kong 於香港投資控股 |
| Suizhong Haisheng Tourism Development Corporation 綏中海盛旅遊置業發展有限公司 | Mainland China, limited liability company 中國大陸，有限責任公司 | RMB10,000,000 人民幣10,000,000元 | — | 51% | Property development in Mainland China 於中國大陸發展物業 |
| Sun Advance Investments Limited 日進投資有限公司 | British Virgin Islands, limited liability company 英屬處女群島，有限責任公司 | US\$1 1美元 | — | 100% | Investment holding in Hong Kong 於香港投資控股 |
| Sun Yick Properties Limited 新益置業有限公司 | British Virgin Islands, limited liability company 英屬處女群島，有限責任公司 | US\$2 2美元 | — | 100% | Investment holding in Hong Kong 於香港投資控股 |
| Suzhou Ruiyin Properties Limited 蘇州瑞銀置業有限公司 | Mainland China, limited liability company 中國大陸，有限責任公司 | RMB480,000,000 人民幣480,000,000元 | — | 100% | Property development in Mainland China 於中國大陸發展物業 |
| Tianjin Babo Real Estate Development Company Limited 天津市巴博房地產開發有限公司 | Mainland China, limited liability company 中國大陸，有限責任公司 | RMB30,000,000 人民幣30,000,000元 | — | 100% | Property development in Mainland China 於中國大陸發展物業 |
| Tianjin Hopson Binhai Real Estate Development Company 天津合生濱海房地產開發有限公司 | Mainland China, limited liability company 中國大陸，有限責任公司 | RMB375,826,000 人民幣375,826,000元 | — | 98.9% | Property development in Mainland China 於中國大陸發展物業 |

Notes to the Consolidated Financial Statements (continued)

綜合財務報表附註(續)

45 Details of principal subsidiaries (Continued)

45 主要附屬公司詳情(續)

| Name of company 公司名稱 | Place of incorporation and kind of legal entity 註冊成立地點及法律實體類別 | Issued and fully paid capital 已發行及繳足股本 | Percentage of equity interest attributable to the Group 集團應佔股權百分比 | | Principal activities and place of operation 主要業務及營運地點 |
|--|--|---|--|------------------|---|
| | | | Directly 直接 | Indirectly 間接 | |
| Tianjin Hopson Environmental Protection and Energy Saving Technology Development Company Limited 天津合生環保節能技術開發有限公司 | Mainland China, limited liability company 中國大陸，有限責任公司 | US\$500,000 500,000美元 | — | 75% | Research and development of environmental technology and product in Mainland China 於中國大陸研究及開發環保技術及產品 |
| Tianjin Hopson Zhujiang Real Estate Development Limited 天津合生珠江房地產開發有限公司 | Mainland China, limited liability company 中國大陸，有限責任公司 | RMB280,000,000 人民幣280,000,000元 | — | 92.3% | Property development in Mainland China 於中國大陸發展物業 |
| Tianjin Jade Buddha Temple Museum Management Company Limited 天津市寶坻區玉佛宮博物館經營管理有限公司 | Mainland China, limited liability company 中國大陸，有限責任公司 | RMB200,000 人民幣200,000元 | — | 100% | Museum operation in Mainland China 於中國大陸經營管理博物館 |
| Tianjin Meixin Architectural Design Company Limited 天津美新建築設計有限公司 | Mainland China, limited liability company 中國大陸，有限責任公司 | RMB3,000,000 人民幣3,000,000元 | — | 100% | Architectural design in Mainland China 於中國大陸設計建築 |
| Tianjin Ruiwan Investment and Development Company Limited 天津瑞灣投資發展有限公司 | Mainland China, limited liability company 中國大陸，有限責任公司 | RMB115,000,000 人民幣115,000,000元 | — | 92.9% | Property development in Mainland China 於中國大陸發展物業 |
| Tianjin Royal Garden Hot Spring Development Company Limited 天津珠江帝景溫泉開發有限公司 | Mainland China, limited liability company 中國大陸，有限責任公司 | RMB20,000,000 人民幣20,000,000元 | — | 100% | Hotel operation in Mainland China 於中國大陸經營酒店 |
| The Center (49) Limited | British Virgin Islands, limited liability company 英屬處女群島，有限責任公司 | US\$1 1美元 | — | 100% | Property investment in Hong Kong 於香港投資物業 |
| Tumen Properties Limited 祥能置業有限公司 | British Virgin Islands, limited liability company 英屬處女群島，有限責任公司 | US\$2 2美元 | — | 100% | Investment holding in Hong Kong 於香港投資控股 |
| Trisum Investment Limited 豐深投資有限公司 | Hong Kong, limited liability company 香港，有限責任公司 | HK\$5,000,000 5,000,000港元 | — | 100% | Investment holding in Hong Kong 於香港投資控股 |
| Value-Added Guangzhou Limited 廣州市加益有限公司 | Mainland China, limited liability company 中國大陸，有限責任公司 | RMB8,000,000 人民幣8,000,000元 | — | 70% | Property development in Mainland China 於中國大陸發展物業 |
| Wilcon investment Limited 香港耀安投資有限公司 | Hong Kong, limited liability company 香港，有限責任公司 | HK\$49,320,002 49,320,002港元 | — | 100% | Investment holding in Mainland China 於中國大陸投資控股 |
| Zhejiang Kehua Digital Plaza Company Limited 浙江科華數碼廣場有限公司 | Mainland China, limited liability company 中國大陸，有限責任公司 | RMB10,000,000 人民幣10,000,000元 | — | 95% | Property development in Mainland China 於中國大陸發展物業 |

Notes to the Consolidated Financial Statements (continued)

綜合財務報表附註(續)

45 Details of principal subsidiaries (Continued)

45 主要附屬公司詳情(續)

| Name of company 公司名稱 | Place of incorporation and kind of legal entity 註冊成立地點及法律實體類別 | Issued and fully paid capital 已發行及繳足股本 | Percentage of equity interest attributable to the Group 集團應佔股權百分比 | | Principal activities and place of operation 主要業務及營運地點 |
|---|--|---|--|------------------|--|
| | | | Directly 直接 | Indirectly 間接 | |
| Zhongshan Hopson Haojing Real Estate Company Limited 中山市合生灝景房地產有限公司 | Mainland China, limited liability company 中國大陸，有限責任公司 | RMB10,000,000 人民幣10,000,000元 | — | 95% | Property development in Mainland China 於中國大陸發展物業 |
| Zhongshan Hopson Hongjing Real Estate Company Limited 中山市合生宏景房地產有限公司 | Mainland China, limited liability company 中國大陸，有限責任公司 | RMB10,000,000 人民幣10,000,000元 | — | 100% | Property development in Mainland China 於中國大陸發展物業 |
| Zhongshan Hopson Xijing Real Estate Company Limited 中山市合生熙景房地產有限公司 | Mainland China, limited liability company 中國大陸，有限責任公司 | RMB10,000,000 人民幣10,000,000元 | — | 95% | Property development in Mainland China 於中國大陸發展物業 |
| Zhongxian International Company Limited 中先國際控股有限公司 | Mainland China, limited liability company 中國大陸，有限責任公司 | RMB2,250,000,000 人民幣2,250,000,000元 | — | 100% | Property development in Mainland China 於中國大陸發展物業 |

Note:

The non-voting deferred shares have no voting rights and are not entitled to any dividend or distributions upon winding up unless a sum of HK\$100,000,000,000,000 has been distributed to the holders of the ordinary shares and thereafter one-half of the assets are distributable to holders of the non-voting deferred shares.

附註：

無投票權遞延股份並無投票權，無權收取任何股息或無權於清盤時享有分派，除非100,000,000,000,000港元已分派予普通股持有人，則其後資產之一半可分派予無投票權遞延股份持有人。

46 Details of Associates

46 聯營公司詳情

| Name 名稱 | Particulars of issued shares 已發行股份詳情 | Place of incorporation 註冊成立地點 | Principle activities 主要業務 | Interest held % 所持權益% |
|--|---|----------------------------------|------------------------------|--------------------------|
| Beijing BHL Logistics Limited 北京京泰物流置業有限公司 | Registered capital of US\$20,000,000 註冊股本20,000,000美元 | Mainland China 中國大陸 | Property development 物業發展 | 25 |
| Guangdong Huasheng Cultural Development Company Limited 廣東華生教育文化發展有限公司 | Registered capital of RMB5,000,000 註冊股本人民幣5,000,000元 | Mainland China 中國大陸 | Operation of school 營辦學校 | 40 |
| Tianjing Jingjin Financial and Property Investment Company Limited 天津京津金融產業投資有限公司 | Registered capital of RMB1,000,000,000 註冊股本人民幣1,000,000,000元 | Mainland China 中國大陸 | Property development 物業發展 | 30 |

47 Details of Principal Joint Ventures

47 主要合營公司詳情

| Name 名稱 | Particulars of issued shares held 所持已發行股份詳情 | Place of incorporation 註冊成立地點 | Principle activities 主要業務 | Interest held % 所持權益% |
|---|--|-------------------------------------|---|--------------------------------|
| Beijing Dongfangwenhua International Properties Company Limited | Registered capital of US\$47,890,000 | Mainland China | Property development and property investment | 60.98 (Note(i)) |
| 北京東方文華國際置業 有限公司 | 註冊股本47,890,000美元 | 中國大陸 | 物業發展及物業 投資 | (附註(i)) |
| Guangzhou Diyi Dyeing Factory Company Limited 廣州第一染織廠有限公司 | Registered capital of RMB82,991,973 註冊股本人民幣 82,991,973元 | Mainland China 中國大陸 | Property development 物業發展 | 65 (Note(ii)) (附註(ii)) |
| Guangzhou Dongtai Textile Company Limited 廣州東泰紡織產業有限 公司 | Registered capital of RMB28,570,000 註冊股本人民幣 28,570,000元 | Mainland China 中國大陸 | Property development 物業發展 | 65 (Note(iii)) (附註(iii)) |

Notes:

- (i) The Group is entitled to 57.14% of the voting power in the Board of Directors of the joint venture while ordinary resolutions of the joint venture require 75% of the voting of the Board of Directors.
- (ii) The Group is entitled to 57.14% of the voting power in the Board of Directors of the joint ventures while ordinary resolutions of the joint ventures require 66.7% of the voting of the Board of Directors.

附註：

- (i) 本集團擁有合營公司57.14%董事會投票權，而合營公司之普通決議案須董事會75%投票權。
- (ii) 本集團擁有合營公司57.14%董事會投票權，而合營公司之普通決議案須董事會66.7%投票權。

Summary of Financial Information

財務資料概要

Consolidated Balance Sheets

綜合財務狀況表

| | | 2014 二零一四年 HK\$'000 千港元 | 2015 二零一五年 HK\$'000 千港元 | 2016 二零一六年 HK\$'000 千港元 | 2017 二零一七年 HK\$'000 千港元 | 2018 二零一八年 HK\$'000 千港元 |
|---|---------------------|----------------------------------|----------------------------------|----------------------------------|----------------------------------|----------------------------------|
| ASSETS | 資產 | | | | | |
| Non-current assets | 非流動資產 | | | | | |
| Land costs | 土地成本 | 1,869,029 | 1,976,377 | 1,776,499 | 1,846,674 | 1,675,097 |
| Prepayments for acquisition of land | 收購土地預付款項 | 134,852 | 126,980 | 118,927 | 127,264 | 121,411 |
| Prepayments for construction work | 建設工程之預付款項 | 1,480,246 | 587,141 | 28,682 | — | — |
| Loan receivables | 應收貸款 | — | — | — | 1,536,051 | 743,201 |
| Properties and equipment | 物業及設備 | 4,060,382 | 3,958,050 | 3,486,335 | 3,724,771 | 4,571,452 |
| Investment properties | 投資物業 | 25,474,413 | 28,935,997 | 31,300,936 | 42,971,253 | 46,856,835 |
| Goodwill | 商譽 | 42,386 | 39,912 | 31,818 | 33,552 | 35,249 |
| Investments in associates | 於聯營公司之投資 | 158,290 | 148,579 | 140,747 | 153,106 | 147,668 |
| Investments in joint ventures | 於合營公司之投資 | 8,102,176 | 7,778,864 | 7,424,805 | 8,035,057 | 7,514,062 |
| Available-for-sale financial assets | 可供出售財務資產 | 3,342,755 | 3,129,699 | 3,406,109 | 4,039,343 | — |
| Financial assets at fair value through other comprehensive income | 按公平值透過其他全面收入列賬之財務資產 | — | — | — | — | 3,144,258 |
| Financial assets at fair value through profit or loss | 按公平值透過損益列賬之財務資產 | — | — | — | — | 35,000 |
| Finance lease receivables | 融資租賃應收款項 | — | — | — | — | 159,828 |
| Deferred tax assets | 遞延稅項資產 | 341,466 | 402,162 | 495,525 | 740,160 | 784,147 |
| | | 45,005,995 | 47,083,761 | 48,210,383 | 63,207,231 | 65,788,208 |
| Current assets | 流動資產 | | | | | |
| Prepayments for acquisition of land | 收購土地預付款項 | 10,241,218 | 9,658,469 | 9,058,323 | 10,079,270 | 9,403,647 |
| Properties under development for sale | 可供出售之發展中物業 | 50,742,439 | 49,836,168 | 44,761,847 | 42,112,261 | 41,237,995 |
| Completed properties for sale | 可供出售之已落成物業 | 28,277,161 | 25,196,674 | 21,233,257 | 27,358,063 | 30,299,744 |
| Financial assets at fair value through profit or loss | 按公平值透過損益列賬之財務資產 | 13,607 | 13,101 | 83,584 | 174,852 | 775,943 |
| Accounts receivable | 應收賬款 | 385,076 | 425,296 | 542,974 | 630,653 | 784,882 |
| Loan receivables | 應收貸款 | — | — | — | 299,075 | 1,983,693 |
| Available-for-sale financial assets | 可供出售財務資產 | — | — | — | 220,000 | — |
| Prepayments, deposits and other current assets | 預付款項、按金及其他流動資產 | 2,300,768 | 2,497,694 | 2,749,500 | 3,879,004 | 5,370,900 |
| Due from a joint venture | 應收一間合營公司款項 | — | 32,031 | 34,738 | 42,230 | 45,112 |
| Due from associates | 應收聯營公司款項 | 223 | 210 | 197 | 211 | 201 |
| Due from related companies | 應收關連公司款項 | 9,984 | 3,899 | 3,190 | 7,713 | 7,149 |
| Contract assets | 合約資產 | — | — | — | — | 473,606 |
| Pledged/charged bank deposits | 已抵押／押記銀行存款 | 1,223,534 | 676,049 | 261,215 | 405,842 | 483,182 |
| Cash and cash equivalents | 現金及現金等價物 | 5,486,993 | 4,753,340 | 6,053,733 | 5,396,990 | 7,456,708 |
| | | 98,681,003 | 93,092,931 | 84,782,558 | 90,606,164 | 98,322,762 |

Summary of Financial Information (continued)

財務資料概要(續)

Consolidated Balance Sheets (Continued)

綜合財務狀況表(續)

| | | 2014 二零一四年 HK\$'000 千港元 | 2015 二零一五年 HK\$'000 千港元 | 2016 二零一六年 HK\$'000 千港元 | 2017 二零一七年 HK\$'000 千港元 | 2018 二零一八年 HK\$'000 千港元 |
|---|---------------------|----------------------------------|----------------------------------|----------------------------------|----------------------------------|----------------------------------|
| LIABILITIES | 負債 | | | | | |
| Current liabilities | 流動負債 | | | | | |
| Accounts payable | 應付賬款 | 8,746,455 | 7,354,186 | 5,715,064 | 7,881,015 | 9,060,317 |
| Land cost payable | 應付土地成本 | 88,832 | 83,092 | 44,104 | 5,327 | 4,996 |
| Borrowings | 借貸 | 12,638,362 | 11,188,721 | 9,538,378 | 15,562,973 | 13,444,611 |
| Deferred revenue | 遞延收入 | 10,290,304 | 11,937,499 | 8,667,718 | 5,766,727 | — |
| Contract liabilities | 合約負債 | — | — | — | — | 10,304,371 |
| Accruals and other payables | 應計款項及其他 應付款項 | 3,184,658 | 3,177,798 | 3,167,043 | 3,979,917 | 4,882,186 |
| Due to an associate | 應付一間聯營公司之 款項 | 6,996 | 6,588 | 6,170 | 6,603 | 6,299 |
| Due to related companies | 應付關連公司之款項 | 88,232 | 596,329 | 476,471 | 223,907 | 260,654 |
| Due to joint ventures | 應付合營公司之款項 | 3,112,088 | 3,473,505 | 3,253,214 | 3,208,176 | 2,773,349 |
| Current tax liabilities | 本期稅項負債 | 4,364,813 | 3,863,892 | 3,834,562 | 5,035,298 | 5,017,599 |
| | | 42,520,740 | 41,681,610 | 34,702,724 | 41,669,943 | 45,754,382 |
| Non-current liabilities | 非流動負債 | | | | | |
| Land cost payable | 應付土地成本 | 61,212 | 57,638 | 86,827 | 92,830 | 88,310 |
| Borrowings | 借貸 | 36,747,468 | 35,516,944 | 35,213,845 | 37,626,814 | 41,656,532 |
| Due to non-controlling interests | 應付非控制性權益 之款項 | 571,574 | 538,205 | 504,071 | 539,409 | 514,605 |
| Deferred tax liabilities | 遞延稅項負債 | 5,800,566 | 5,863,904 | 6,080,408 | 7,646,741 | 8,323,506 |
| | | 43,180,820 | 41,976,691 | 41,885,151 | 45,905,794 | 50,582,953 |
| Net assets | 資產淨值 | 57,985,438 | 56,518,391 | 56,405,066 | 66,237,658 | 67,773,635 |
| EQUITY | 權益 | | | | | |
| Capital and reserves attributable to the Company's equity holders | 本公司股權持有人 應佔股本及儲備 | | | | | |
| Share capital | 股本 | 224,392 | 223,412 | 222,556 | 222,556 | 222,556 |
| Reserves | 儲備 | 55,375,974 | 54,112,981 | 54,194,334 | 63,871,569 | 65,472,354 |
| | | 55,600,366 | 54,336,393 | 54,416,890 | 64,094,125 | 65,694,910 |
| Non-controlling interests | 非控制性權益 | 2,385,072 | 2,181,998 | 1,988,176 | 2,143,533 | 2,078,725 |
| Total equity | 權益總額 | 57,985,438 | 56,518,391 | 56,405,066 | 66,237,658 | 67,773,635 |

Summary of Financial Information (continued)

財務資料概要 (續)

Consolidated Income Statements

綜合收益表

| | | 2014 二零一四年 HK\$'000 千港元 | 2015 二零一五年 HK\$'000 千港元 | 2016 二零一六年 HK\$'000 千港元 | 2017 二零一七年 HK\$'000 千港元 | 2018 二零一八年 HK\$'000 千港元 |
|--|----------------|----------------------------------|----------------------------------|----------------------------------|----------------------------------|----------------------------------|
| Revenues | 收益 | 17,044,862 | 12,845,184 | 16,255,697 | 13,823,946 | 13,293,532 |
| Cost of sales | 銷售成本 | (11,793,197) | (9,683,196) | (11,776,266) | (8,738,475) | (6,765,596) |
| Gross profit | 毛利 | 5,251,665 | 3,161,988 | 4,479,431 | 5,085,471 | 6,527,936 |
| Fair value gain on investment properties | 投資物業公平值收益 | 1,222,228 | 1,334,369 | 2,604,091 | 5,003,235 | 4,673,345 |
| Other gains/(losses), net | 其他收益／(虧損) · 淨額 | 137,322 | (37,481) | 84,110 | 207,580 | 161,935 |
| Selling and marketing expenses | 銷售及市場推廣費用 | (383,522) | (494,310) | (413,440) | (328,673) | (378,153) |
| General and administrative expenses | 一般及行政費用 | (1,389,354) | (1,296,371) | (1,218,331) | (1,349,594) | (1,581,856) |
| Finance income | 財務收入 | 65,267 | 96,709 | 79,439 | 43,918 | 173,949 |
| Finance costs | 財務成本 | — | (79,311) | (132,484) | (5,242) | (578,319) |
| Share of profit/(loss) of associates | 分佔聯營公司溢利／(虧損) | 564 | (484) | 1,645 | 2,408 | 1,637 |
| Share of profit/(loss) of joint ventures | 分佔合營公司溢利／(虧損) | 91,023 | 154,196 | 143,844 | 86,701 | (6,152) |
| Profit before taxation | 除稅前溢利 | 4,995,193 | 2,839,305 | 5,628,305 | 8,745,804 | 8,994,322 |
| Taxation | 稅項 | (2,067,257) | (1,257,267) | (1,785,631) | (2,933,984) | (3,171,723) |
| Profit for the year | 年度溢利 | 2,927,936 | 1,582,038 | 3,842,674 | 5,811,820 | 5,822,599 |
| Attributable to: | 應佔： | | | | | |
| Equity holders of the Company | 本公司股權持有人 | 2,947,301 | 1,645,942 | 3,868,433 | 5,796,385 | 5,775,467 |
| Non-controlling interests | 非控制性權益 | (19,365) | (63,904) | (25,759) | 15,435 | 47,132 |
| | | 2,927,936 | 1,582,038 | 3,842,674 | 5,811,820 | 5,822,599 |
| Dividends | 股息 | — | 223,020 | 222,556 | 445,112 | 890,224 |



TO THE SHAREHOLDERS OF
HOPSON DEVELOPMENT HOLDINGS LIMITED
(incorporated in Bermuda with limited liability)

Opinion

What we have audited

The consolidated financial statements of Hopson Development Holdings Limited (the "Company") and its subsidiaries (the "Group") set out on pages 127 to 237, which comprise:

- the consolidated balance sheet as at 31st December 2017;
- the consolidated income statement for the year then ended;
- the consolidated statement of comprehensive income for the year then ended;
- the consolidated statement of changes in equity for the year then ended;
- the consolidated cash flow statement for the year then ended; and
- the notes to the consolidated financial statements, which include a summary of significant accounting policies.

Our opinion

In our opinion, the consolidated financial statements give a true and fair view of the consolidated financial position of the Group as at 31st December 2017, and of its consolidated financial performance and its consolidated cash flows for the year then ended in accordance with Hong Kong Financial Reporting Standards ("HKFRSs") issued by the Hong Kong Institute of Certified Public Accountants ("HKICPA") and have been properly prepared in compliance with the disclosure requirements of the Hong Kong Companies Ordinance.

羅兵咸永道

致合生創展集團有限公司全體股東

(於百慕達註冊成立之有限公司)

意見

我們已審計的內容

合生創展集團有限公司(以下簡稱「貴公司」)及其附屬公司(以下統稱「貴集團」)列載於第127至237頁之綜合財務報表，包括：

- 於二零一七年十二月三十一日之綜合財務狀況表；
- 截至該日止年度之綜合收益表；
- 截至該日止年度之綜合全面收入報表；
- 截至該日止年度之綜合權益變動表；
- 截至該日止年度的綜合現金流量表；及
- 綜合財務報表附註，包括主要會計政策概要。

我們的意見

我們認為，該等綜合財務報表已根據香港會計師公會頒佈的「香港財務報告準則」真實而中肯地反映了貴集團於二零一七年十二月三十一日的綜合財務狀況及其截至該日止年度的綜合財務表現及綜合現金流量，並已遵照香港「公司條例」的披露規定妥為擬備。

Basis for Opinion

We conducted our audit in accordance with Hong Kong Standards on Auditing ("HKSAs") issued by the HKICPA. Our responsibilities under those standards are further described in the Auditor's Responsibilities for the Audit of the Consolidated Financial Statements section of our report.

We believe that the audit evidence we have obtained is sufficient and appropriate to provide a basis for our opinion.

Independence

We are independent of the Group in accordance with the HKICPA's Code of Ethics for Professional Accountants ("the Code"), and we have fulfilled our other ethical responsibilities in accordance with the Code.

Key Audit Matters

Key audit matters are those matters that, in our professional judgement, were of most significance in our audit of the consolidated financial statements as at and for the year ended 31st December 2017. These matters were addressed in the context of our audit of the consolidated financial statements as a whole, and in forming our opinion thereon, we do not provide a separate opinion on these matters.

Key audit matters identified in our audit are summarised as follows:

- Valuation of investment properties
- Recoverability of prepayments for acquisition of land
- Recoverability of properties under development for sale and completed properties for sale

意見的基礎

我們已根據香港會計師公會頒佈的「香港審計準則」進行審計。我們在該等準則下承擔的責任已在本報告「核數師就審計綜合財務報表承擔的責任」部分中作進一步闡述。

我們相信，我們所獲得的審計憑證能充足及適當地為我們的審計意見提供基礎。

獨立性

根據香港會計師公會頒佈的「專業會計師道德守則」(以下簡稱「守則」)，我們獨立於貴集團，並已履行守則中的其他專業道德責任。

關鍵審計事項

關鍵審計事項是根據我們的專業判斷，認為對截至二零一七年十二月三十一日止年度綜合財務報表的審計最為重要的事項。這些事項是在我們審計整體綜合財務報表及出具意見時處理的。我們不會對這些事項提供單獨的意見。

我們在審計中識別的關鍵審計事項概述如下：

- 投資物業的估值
- 收購土地預付款項的可收回性
- 可供出售之發展中物業及可供出售之已落成物業的可收回性

| Key Audit Matter 關鍵審計事項 | How our audit addressed the Key Audit Matter 我們的審計如何處理關鍵審計事項 |
|--|---|
| <p>Valuation of investment properties 投資物業的估值</p> <p>Refer to Notes 4.1(a) and 8 to the consolidated financial statements 茲提述綜合財務報表附註4.1(a)及8</p> <p>Management has estimated the fair value of the Group's investment properties to be HK\$42,971 million at 31st December 2017, with a revaluation gain for the year ended 31st December 2017 recorded in the consolidated income statement of HK\$5,003 million. External valuations were obtained for all the investment properties in order to support management's estimates. Fair values of completed investment properties are derived using the income capitalisation method, and fair values of investment properties under development are derived using the residual method. The valuations are dependent on certain key assumptions that require significant judgement, including capitalisation rates and prevailing market rents. The valuations of investment properties under development are also dependent upon the estimated costs to completion and estimated developer's profit.</p> <p>管理層已估計貴集團於二零一七年十二月三十一日的投資物業公平值為42,971百萬港元，而於綜合收益表確認之截至二零一七年十二月三十一日止年度之重估收益則為5,003百萬港元。所有投資物業經已獲取外部估值，藉以支持管理層之估計。已落成投資物業的公平值乃以收入資本化法得出，而發展中投資物業的公平值則以剩餘法得出。估值乃取決於若干需要重大判斷的重要假設，包括資本化比率及現行市場租金。發展中投資物業的估值亦取決於估計落成成本及估計發展商利潤。</p> <p>Due to the existence of significant judgement in making assumptions used in the valuation of investment properties, we considered it a key audit matter.</p> <p>由於作出投資物業估值所用之假設存在重大判斷，故我們將其視為關鍵審計事項。</p> | <p>Our procedures in relation to management's valuation of investment properties included:</p> <p>就管理層進行投資物業的估值而言，我們的程序包括：</p> <ul style="list-style-type: none"> Evaluating the independent external valuers' competence, capabilities and objectivity; 評估獨立外部估值師的才幹、能力及客觀程度； Obtaining valuation reports and meeting with the independent valuers to discuss valuation methodologies; 獲取估值報告並與獨立估值師會面，以討論估值方法； Assessing the methodologies used and the appropriateness of the key assumptions, including capitalisation rates, estimated developer's profit and prevailing market rents, based on our knowledge of the property industry, comparing to available market information for comparable properties and using our internal valuation experts; and 基於我們對物業行業的認識，比較市場上可供使用的可比較物業資料並使用我們的內部估值專家，以評估所用方法及重要假設是否恰當，包括資本化比率、估計發展商利潤及現行市場租金；及 Checking, on a sample basis, the data provided by the Group to the independent external valuers, including agreeing the rental information to the underlying lease contracts and/or market rental information of comparable properties as applicable, agreeing the costs incurred and the budgeted costs to the construction contracts and/or the supporting documentation. 按抽樣方式基準，檢查貴集團提供予獨立外部估值師的數據，包括協定相關租賃合約的租金資料及／或可資比較物業市場租金資料(按適用者)，協定工程合約所涉及成本及預算成本及／或證明文件。 <p>We found the key assumptions were supported by the available audit evidence.</p> <p>我們發現重要假設乃由可得審計憑證所支持。</p> |

| Key Audit Matter 關鍵審計事項 | How our audit addressed the Key Audit Matter 我們的審計如何處理關鍵審計事項 |
|---|---|
| <p>Recoverability of prepayments for acquisition of land 收購土地預付款項的可收回性</p> <p>Refer to Notes 4.1(b), 16, 38(e) and 38(f) to the consolidated financial statements 茲提述綜合財務報表附註4.1(b)、16、38(e)及38(f)</p> <p>The Group had prepayments for acquisition of land of HK\$10,206 million as at 31st December 2017. Prepayments for acquisition of land represent advances made for the acquisitions of land use rights, for which the formal land use right certificates have not yet been obtained. 貴集團於二零一七年十二月三十一日有收購土地預付款項為10,206百萬港元。收購土地預付款項乃用於收購土地使用權的墊款，而相關正式土地使用權證尚未取得。</p> <p>The balance includes an amount of approximately HK\$4,486 million for the land situated in Chaoyang District, Beijing, Mainland China, through the acquisition of a company from Mr. Chu Mang Yee ("Mr. Chu"), the controlling shareholder and Chairman of the Board of Directors of the Company, in 2007 which possesses the right to develop the project on the land. Mr. Chu has undertaken to the Group to be responsible for the excess amount, if any, payable by the project company in respect of any increase in plot ratio as the government may approve. 結餘包括約為4,486百萬港元的款項，用於一塊位於中國內地北京朝陽區的土地，其乃透過收購一家貴公司控股股東及董事會主席朱孟依先生（「朱先生」）擁有的公司所得，其於二零零七年具有在該土地發展項目的權利。朱先生已向貴集團承諾承擔項目公司因政府可能批准增加任何容積率產生之額外款項（如有）。</p> | <p>Our procedures in relation to management's assessment of the recoverability of prepayments for the acquisition of land included:</p> <p>就管理層評估收購土地預付款項的可收回性而言，我們的程序包括：</p> <ul style="list-style-type: none"> • Discussing with management on the latest status and development plans of the underlying property projects, such as expected dates in obtaining the formal land use right certificates and expected completion dates of the projects; • 與管理層討論相關物業項目的最新狀態及發展計劃，如取得正式土地使用權證的預期日期及預期項目竣工日期； • Inspecting the Group's correspondence with the relevant government authorities and Hanjiang; • 查閱貴集團與相關政府機關及韓江的通訊； • Obtaining the opinions received by management from independent legal counsels and discussing with them on the legality of the land transfer contracts and the undertakings provided by Mr. Chu, and whether any idle land penalties have been imposed by the relevant government authorities; and • 獲取管理層從獨立法律顧問收取的意見，及與彼等討論土地轉讓合約的合法性，以及朱先生作出的承諾及相關政府機關有否施加任何閒置土地罰款；及 • Evaluating management's assessment by comparing, on a sample basis, the estimated market value of the land with the recent market transaction prices of land parcels with comparable locations. • 藉按抽樣方式比較土地的估計市值與可資比較地點地塊的近期市場交易價格，以評核管理層的評估。 <p>We found that management's assessment on recoverability of prepayments for acquisition of land is supported by the available evidence. 我們發現管理層就收購土地預付款項的可收回性的評估乃由可得證據所支持。</p> |

| Key Audit Matter 關鍵審計事項 | How our audit addressed the Key Audit Matter 我們的審計如何處理關鍵審計事項 |
|---|---|
| <p>The balance also includes an amount of approximately HK\$4,069 million for the land situated in Panyu District, Guangdong, Mainland China, which the Group has obtained the right to develop the land through the acquisition of a wholly owned subsidiary from Guangdong Hanjiang Engineering Construction Limited (formerly known as Guangdong Hanjiang Construction Installation Project Limited) ("Hanjiang"), a related company, in 2010. Hanjiang agreed to perform and complete all necessary demolition and preparation work to obtain the land use right certificate at its own expense. Mr. Chu has undertaken to the Group to guarantee the due and punctual performance by Hanjiang of its obligations in relation to the land (subject to a maximum amount of RMB3,600 million).</p> <p>結餘亦包括有關一塊位於中國大陸廣東番禺區的土地的款項約4,069百萬港元。貴集團乃透過於二零一零年向關連公司廣東韓江工程總承包有限公司(前稱廣東韓江建築安裝工程有限公司)(「韓江」)收購一間全資附屬公司而取得該土地的發展權。韓江同意自費處理並完成全部所需的拆除及準備工作以獲得土地使用權證。朱先生已向貴集團保證韓江妥善如期履行其有關土地的責任(最高款項為人民幣3,600百萬元)。</p> <p>Management assessed the likelihood of obtaining the related land use rights by reference to the latest discussions with the relevant government authorities and Hanjiang. Management took into consideration opinions from independent legal counsels on the legality of the land transfer contracts and the undertakings provided by Mr. Chu, and whether any idle land penalties have been imposed by the relevant government authorities.</p> <p>管理層評估了取得相關土地使用權的可能性，其乃參照近期與相關政府機關及韓江的討論而定。管理層考慮了獨立法律顧問對土地轉讓合約及朱先生提供的承諾的合法性的意見，以及相關政府機關有否施加任何閒置土地罰款。</p> | |

| Key Audit Matter 關鍵審計事項 | How our audit addressed the Key Audit Matter 我們的審計如何處理關鍵審計事項 |
|----------------------------|--|
| | <p>Management also assessed the recoverability of prepayments for acquisition of land, taking into account the estimated market value of the land, and concluded that no provision for impairment is necessary. Provision is made when events or changes in circumstances indicate that the carrying amounts may not be recoverable.</p> <p>管理層亦於評估收購土地預付款項的可收回性時，將土地預計市值併入考慮，並總結毋須作出減值撥備。倘發生事件或情況變動顯示賬面值不一定可收回時，則會作出撥備。</p> <p>Due to the existence of significant management judgement in making assumptions used in the recoverability of prepayments for acquisition of land, we considered it a key audit matter.</p> <p>由於作出收購土地預付款項的可收回性所用之假設存在管理層的重大判斷，我們將其視為關鍵審計事項。</p> |

| Key Audit Matter 關鍵審計事項 | How our audit addressed the Key Audit Matter 我們的審計如何處理關鍵審計事項 |
|---|--|
| <p>Recoverability of properties under development for sale and completed properties for sale 可供出售之發展中物業及可供出售之已落成物業的可收回性</p> <p>Refer to Notes 4.1(c) and 9 to the consolidated financial statements 茲提述綜合財務報表附註4.1(c)及9</p> <p>The Group had properties under development for sale and completed properties for sale of HK\$42,112 million and HK\$27,358 million respectively as at 31st December 2017. Management assessed the recoverability of the properties under development for sale and completed properties for sale, taking into account the estimated costs to completion and estimated net sales value under prevailing market conditions. Provision is made when events or changes in circumstances indicate that the carrying amounts may not be recoverable. 貴集團於二零一七年十二月三十一日有可供出售之發展中物業及可供出售之已落成物業分別為42,112百萬港元及27,358百萬港元。管理層於評估可供出售之發展中物業及可供出售之已落成物業的可收回性時，將現行市況下的估計竣工成本及估計銷售淨額列入考慮。倘發生事件或情況變動顯示賬面值可能無法收回時，則會作出撥備。</p> <p>Due to the existence of significant management judgement in making assumptions used in the recoverability of properties under development for sale and completed properties for sale, we considered it a key audit matter. 由於作出可供出售之發展中物業及可供出售之已落成物業的可收回性所用之假設存在管理層的重大判斷，我們將其視為關鍵審計事項。</p> | <p>Our procedures in relation to management's assessment of the recoverability of completed properties for sale included: 就管理層評估可供出售之已落成物業的可收回性而言，我們的程序包括：</p> <ul style="list-style-type: none"> Evaluating management's assessment by comparing, on a sample basis, the estimated selling price used in the assessment with the recent price or market prices of properties with comparable locations and conditions. 藉按抽樣方式比較近期價格評估所用的估計售價或相若地點及狀況物業的市價，以評核管理層的評估。 <p>Our procedures in relation to management's assessment of the recoverability of properties under development for sale included: 就管理層評估可供出售之發展中物業的可收回性而言，我們的程序包括：</p> <ul style="list-style-type: none"> Testing the key controls around the property construction cycle with particular focus on, but not limited to control over cost budgeting for estimated costs to completion; and 測試物業工程週期的主要監控，尤其專注於(但不限於)就估計竣工成本的成本預算監控；及 Evaluating management's assessment by comparing, on a sample basis, the estimated selling price and the estimated cost to completion used in the assessment with the recent market price of properties with comparable locations and conditions and latest approved budgets on total construction costs by checking to supporting documentation such as quantity surveyor reports and signed contracts. 藉按抽樣方式比較評估估計的售價及估計竣工成本與所用相若地點及狀況物業的近期市價及藉檢查工料測量報告和已簽訂合約等證明文件所得有關總建築成本的最新經批准預算，以評核管理層的評估。 <p>We found that management's assessment on recoverability of properties under development for sale and completed properties for sale is supported by the available evidence. 我們發現管理層就可供出售之發展中物業及可供出售之已落成物業的可收回性的評估乃由可得證據所支持。</p> |

Other Information

The directors of the Company are responsible for the other information. The other information comprises all of the information included in the annual report other than the consolidated financial statements and our auditor's report thereon.

Our opinion on the consolidated financial statements does not cover the other information and we do not express any form of assurance conclusion thereon.

In connection with our audit of the consolidated financial statements, our responsibility is to read the other information and, in doing so, consider whether the other information is materially inconsistent with the consolidated financial statements or our knowledge obtained in the audit or otherwise appears to be materially misstated. If, based on the work we have performed, we conclude that there is a material misstatement of this other information, we are required to report that fact. We have nothing to report in this regard.

Responsibilities of Directors and the Audit Committee for the Consolidated Financial Statements

The directors of the Company are responsible for the preparation of the consolidated financial statements that give a true and fair view in accordance with HKFRSs issued by the HKICPA and the disclosure requirements of the Hong Kong Companies Ordinance, and for such internal control as the directors determine is necessary to enable the preparation of consolidated financial statements that are free from material misstatement, whether due to fraud or error.

In preparing the consolidated financial statements, the directors are responsible for assessing the Group's ability to continue as a going concern, disclosing, as applicable, matters related to going concern and using the going concern basis of accounting unless the directors either intend to liquidate the Group or to cease operations, or have no realistic alternative but to do so.

The Audit Committee are responsible for overseeing the Group's financial reporting process.

其他信息

貴公司董事須對其他信息負責。其他信息包括年報內的所有信息，但不包括綜合財務報表及我們的核數師報告。

我們對綜合財務報表的意見並不涵蓋其他信息，我們亦不對該等其他信息發表任何形式的鑒證結論。

結合我們對綜合財務報表的審計，我們的責任是閱讀其他信息，在此過程中，考慮其他信息是否與綜合財務報表或我們在審計過程中所了解的情況存在重大抵觸或者似乎存在重大錯誤陳述的情況。基於我們已執行的工作，如果我們認為其他信息存在重大錯誤陳述，我們需要報告該事實。在這方面，我們沒有任何報告。

董事及審核委員會就綜合財務報表須承擔的責任

貴公司董事須負責根據香港會計師公會頒佈的「香港財務報告準則」及香港「公司條例」之披露規定擬備真實而中肯的綜合財務報表，並對其認為為使綜合財務報表的擬備不存在由於欺詐或錯誤而導致的重大錯誤陳述所需的內部控制負責。

在擬備綜合財務報表時，董事負責評估貴集團持續經營的能力，並在適用情況下披露與持續經營有關的事項，以及使用持續經營為會計基礎，除非董事有意將貴集團清盤或停止經營，或別無其他實際的替代方案。

審核委員會須負責監督貴集團的財務報告過程。

Auditor's Responsibilities for the Audit of the Consolidated Financial Statements

Our objectives are to obtain reasonable assurance about whether the consolidated financial statements as a whole are free from material misstatement, whether due to fraud or error, and to issue an auditor's report that includes our opinion. We report our opinion solely to you, as a body, in accordance with Section 90 of the Companies Act 1981 of Bermuda and for no other purpose. We do not assume responsibility towards or accept liability to any other person for the contents of this report. Reasonable assurance is a high level of assurance, but is not a guarantee that an audit conducted in accordance with HKSA's will always detect a material misstatement when it exists. Misstatements can arise from fraud or error and are considered material if, individually or in the aggregate, they could reasonably be expected to influence the economic decisions of users taken on the basis of these consolidated financial statements.

As part of an audit in accordance with HKSA's, we exercise professional judgement and maintain professional scepticism throughout the audit. We also:

- Identify and assess the risks of material misstatement of the consolidated financial statements, whether due to fraud or error, design and perform audit procedures responsive to those risks, and obtain audit evidence that is sufficient and appropriate to provide a basis for our opinion. The risk of not detecting a material misstatement resulting from fraud is higher than for one resulting from error, as fraud may involve collusion, forgery, intentional omissions, misrepresentations, or the override of internal control.
- Obtain an understanding of internal control relevant to the audit in order to design audit procedures that are appropriate in the circumstances, but not for the purpose of expressing an opinion on the effectiveness of the Group's internal control.
- Evaluate the appropriateness of accounting policies used and the reasonableness of accounting estimates and related disclosures made by the directors.
- Conclude on the appropriateness of the directors' use of the going concern basis of accounting and, based on the audit evidence obtained, whether a material uncertainty exists related to events or conditions that may cast significant doubt on the Group's ability to continue as a going concern. If we conclude that a material uncertainty exists, we are required to draw attention in our auditor's report to the related disclosures in the consolidated financial statements or, if such disclosures are inadequate, to modify our opinion. Our conclusions are based on the audit evidence obtained up to the date of our auditor's report. However, future events or conditions may cause the Group to cease to continue as a going concern.

核數師就審計綜合財務報表承擔的責任

我們的目標，是對綜合財務報表整體是否不存在由於欺詐或錯誤而導致的重大錯誤陳述取得合理保證，並出具包括我們意見的核數師報告。我們僅向閣下(作為整體)按照百慕達一九八一年「公司法」第90條報告，除此之外本報告別無其他目的。我們不會就本報告的內容向任何其他人士負上或承擔任何責任。合理保證是高水平的保證，但不能保證按照「香港審計準則」進行的審計，在某一重大錯誤陳述存在時總能發現。錯誤陳述可以由欺詐或錯誤引起，如果合理預期它們單獨或滙總起來可能影響綜合財務報表使用者依賴綜合財務報表所作出的經濟決定，則有關的錯誤陳述可被視作重大。

在根據「香港審計準則」進行審計的過程中，我們運用了專業判斷，保持了專業懷疑態度。我們亦：

- 識別和評估由於欺詐或錯誤而導致綜合財務報表存在重大錯誤陳述的風險，設計及執行審計程序以應對這些風險，以及獲取充足和適當的審計憑證，作為我們意見的基礎。由於欺詐可能涉及串謀、偽造、蓄意遺漏、虛假陳述，或凌駕於內部控制之上，因此未能發現因欺詐而導致的重大錯誤陳述的風險高於未能發現因錯誤而導致的重大錯誤陳述的風險。
- 了解與審計相關的內部控制，以設計適當的審計程序，但目的並非對貴集團內部控制的有效性發表意見。
- 評價董事所採用會計政策的恰當性及作出會計估計和相關披露的合理性。
- 對董事採用持續經營會計基礎的恰當性作出結論。根據所獲取的審計憑證，確定是否存在與事項或情況有關的重大不確定性，從而可能導致對貴集團的持續經營能力產生重大疑慮。果我們認為存在重大不確定性，則有必要在核數師報告中提請使用者注意綜合財務報表中的相關披露。假若有關的披露不足，則我們應當發表非無保留意見。我們的結論是基於核數師報告日止所取得的審計憑證。然而，未來事項或情況可能導致貴集團不能持續經營。

Independent Auditor's Report (continued)

獨立核數師報告(續)

- Evaluate the overall presentation, structure and content of the consolidated financial statements, including the disclosures, and whether the consolidated financial statements represent the underlying transactions and events in a manner that achieves fair presentation.
- Obtain sufficient appropriate audit evidence regarding the financial information of the entities or business activities within the Group to express an opinion on the consolidated financial statements. We are responsible for the direction, supervision and performance of the group audit. We remain solely responsible for our audit opinion.
- 評價綜合財務報表的整體列報方式、結構和內容，包括披露，以及綜合財務報表中是否中肯反映相關交易和事項。
- 就貴集團內實體或業務活動的財務信息獲取充足、適當的審計憑證，以便對綜合財務報表發表意見。我們負責貴集團審計的方向、監督和執行。我們為審計意見承擔全部責任。

We communicate with the Audit Committee regarding, among other matters, the planned scope and timing of the audit and significant audit findings, including any significant deficiencies in internal control that we identify during our audit.

We also provide the Audit Committee with a statement that we have complied with relevant ethical requirements regarding independence, and to communicate with them all relationships and other matters that may reasonably be thought to bear on our independence, and where applicable, related safeguards.

From the matters communicated with the Audit Committee, we determine those matters that were of most significance in the audit of the consolidated financial statements of the current period and are therefore the key audit matters. We describe these matters in our auditor's report unless law or regulation precludes public disclosure about the matter or when, in extremely rare circumstances, we determine that a matter should not be communicated in our report because the adverse consequences of doing so would reasonably be expected to outweigh the public interest benefits of such communication.

The engagement partner on the audit resulting in this independent auditor's report is Chan Chui Man.

除其他事項外，我們與審核委員會溝通了計劃的審計範圍、時間安排、重大審計發現等，包括我們在審計中識別出內部控制的任何重大缺陷。

我們還向審核委員會提交聲明，說明我們已符合有關獨立性的相關專業道德要求，並與他們溝通有可能合理地被認為會影響我們獨立性的所有關係和其他事項，以及在適用的情況下，相關的防範措施。

從與審核委員會溝通的事項中，我們確定哪些事項對本期綜合財務報表的審計最為重要，因而構成關鍵審計事項。我們在核數師報告中描述這些事項，除非法律法規不允許公開披露這些事項，或在極端罕見的情況下，如果合理預期在我們報告中溝通某事項造成的負面後果超過產生的公眾利益，我們決定不應在報告中溝通該事項。

出具本獨立核數師報告的審計項目合夥人為陳翠敏。

PricewaterhouseCoopers
Certified Public Accountants

Hong Kong, 29th March 2018

羅兵咸永道會計師事務所
執業會計師

香港，二零一八年三月二十九日

Consolidated Balance Sheet

綜合財務狀況表

As at 31st December 2017 於二零一七年十二月三十一日

| | | | 2017 二零一七年 HK\$'000 千港元 | 2016 二零一六年 HK\$'000 千港元 |
|---|------------|-----------------|----------------------------------|----------------------------------|
| | Note 附註 | | | |
| ASSETS | | 資產 | | |
| Non-current assets | | 非流動資產 | | |
| Land costs | 6 | 土地成本 | 1,846,674 | 1,776,499 |
| Prepayments for acquisition of land | 16 | 收購土地預付款項 | 127,264 | 118,927 |
| Prepayments for construction work | 16 | 建設工程之預付款項 | — | 28,682 |
| Loan receivables | 15 | 應收貸款 | 1,536,051 | — |
| Properties and equipment | 7 | 物業及設備 | 3,724,771 | 3,486,335 |
| Investment properties | 8 | 投資物業 | 42,971,253 | 31,300,936 |
| Goodwill | 10 | 商譽 | 33,552 | 31,818 |
| Investments in associates | 11 | 於聯營公司之投資 | 153,106 | 140,747 |
| Investments in joint ventures | 12 | 於合營公司之投資 | 8,035,057 | 7,424,805 |
| Available-for-sale financial assets | 13 | 可供出售財務資產 | 4,039,343 | 3,406,109 |
| Deferred tax assets | 22 | 遞延稅項資產 | 740,160 | 495,525 |
| | | | 63,207,231 | 48,210,383 |
| Current assets | | 流動資產 | | |
| Prepayments for acquisition of land | 16 | 收購土地預付款項 | 10,079,270 | 9,058,323 |
| Properties under development for sale | 9 | 可供出售之發展中物業 | 42,112,261 | 44,761,847 |
| Completed properties for sale | | 可供出售之已落成物業 | 27,358,063 | 21,233,257 |
| Financial assets at fair value through profit or loss | 14 | 按公平值透過損益列賬之財務資產 | 174,852 | 83,584 |
| Accounts receivable | 17 | 應收賬款 | 630,653 | 542,974 |
| Loan receivables | 15 | 應收貸款 | 299,075 | — |
| Available-for-sale financial assets | 13 | 可供出售財務資產 | 220,000 | — |
| Prepayments, deposits and other current assets | 16 | 預付款項、按金及其他流動資產 | 3,879,004 | 2,749,500 |
| Due from a joint venture | 38 | 應收一間合營公司款項 | 42,230 | 34,738 |
| Due from associates | 38 | 應收聯營公司款項 | 211 | 197 |
| Due from related companies | 38 | 應收關連公司款項 | 7,713 | 3,190 |
| Pledged/charged bank deposits | 18 | 已抵押／押記銀行存款 | 405,842 | 261,215 |
| Cash and cash equivalents | 18 | 現金及現金等價物 | 5,396,990 | 6,053,733 |
| | | | 90,606,164 | 84,782,558 |
| Total assets | | 總資產 | 153,813,395 | 132,992,941 |

Consolidated Balance Sheet (continued)

綜合財務狀況表(續)

As at 31st December 2017 於二零一七年十二月三十一日

| | | | 2017 二零一七年 HK\$'000 千港元 | 2016 二零一六年 HK\$'000 千港元 |
|--|------------|------------------------|----------------------------------|----------------------------------|
| | Note 附註 | | | |
| EQUITY | | 權益 | | |
| Capital and reserves attributable to the Company's equity holders | | 本公司股權持有人應佔股本及儲備 | | |
| Share capital | 24 | 股本 | 222,556 | 222,556 |
| Reserves | 26 | 儲備 | 63,871,569 | 54,194,334 |
| | | | | |
| Non-controlling interests | 25 | 非控制性權益 | 64,094,125 2,143,533 | 54,416,890 1,988,176 |
| Total equity | | 權益總額 | 66,237,658 | 56,405,066 |
| LIABILITIES | | 負債 | | |
| Non-current liabilities | | 非流動負債 | | |
| Land cost payable | 19 | 應付土地成本 | 92,830 | 86,827 |
| Borrowings | 21 | 借貸 | 37,626,814 | 35,213,845 |
| Due to non-controlling interests | 38 | 應付非控制性權益之款項 | 539,409 | 504,071 |
| Deferred tax liabilities | 22 | 遞延稅項負債 | 7,646,741 | 6,080,408 |
| | | | | |
| | | | 45,905,794 | 41,885,151 |
| Current liabilities | | 流動負債 | | |
| Accounts payable | 20 | 應付賬款 | 7,881,015 | 5,715,064 |
| Land cost payable | 19 | 應付土地成本 | 5,327 | 44,104 |
| Borrowings | 21 | 借貸 | 15,562,973 | 9,538,378 |
| Deferred revenue | | 遞延收入 | 5,766,727 | 8,667,718 |
| Accruals and other payables | | 應計款項及其他應付款項 | 3,979,917 | 3,167,043 |
| Due to an associate | 38 | 應付一間聯營公司之款項 | 6,603 | 6,170 |
| Due to related companies | 38 | 應付關連公司之款項 | 223,907 | 476,471 |
| Due to joint ventures | 38 | 應付合營公司之款項 | 3,208,176 | 3,253,214 |
| Current tax liabilities | 23 | 本期稅項負債 | 5,035,298 | 3,834,562 |
| | | | | |
| | | | 41,669,943 | 34,702,724 |
| Total liabilities | | 負債總額 | 87,575,737 | 76,587,875 |
| Total equity and liabilities | | 權益及負債總額 | 153,813,395 | 132,992,941 |

Chu Mang Yee

朱孟依

Director

董事

Chu Kut Yung

朱桔榕

Director

董事

The accompanying notes are an integral part of the consolidated financial statements.

隨附之附註乃綜合財務報表的組成部份。

Consolidated Income Statement

綜合收益表

For the year ended 31st December 2017 截至二零一七年十二月三十一日止年度

| | | | 2017 二零一七年 HK\$'000 千港元 | 2016 二零一六年 HK\$'000 千港元 |
|--|-------------------------------------|------------|----------------------------------|----------------------------------|
| | | Note 附註 | | |
| Revenues | 收益 | 5 | 13,823,946 | 16,255,697 |
| Cost of sales | 銷售成本 | | (8,738,475) | (11,776,266) |
| Gross profit | 毛利 | | 5,085,471 | 4,479,431 |
| Fair value gain on investment properties | 投資物業公平值收益 | 8 | 5,003,235 | 2,604,091 |
| Other gains, net | 其他收益·淨額 | 27 | 207,580 | 84,110 |
| Selling and marketing expenses | 銷售及市場推廣費用 | | (328,673) | (413,440) |
| General and administrative expenses | 一般及行政費用 | | (1,349,594) | (1,218,331) |
| Finance income | 財務收入 | 31 | 43,918 | 79,439 |
| Finance costs | 財務成本 | 31 | (5,242) | (132,484) |
| Share of profit of associates | 分佔聯營公司溢利 | 11 | 2,408 | 1,645 |
| Share of profit of joint ventures | 分佔合營公司溢利 | 12 | 86,701 | 143,844 |
| Profit before taxation | 除稅前溢利 | | 8,745,804 | 5,628,305 |
| Taxation | 稅項 | 32 | (2,933,984) | (1,785,631) |
| Profit for the year | 年度溢利 | | 5,811,820 | 3,842,674 |
| Attributable to: | 應佔： | | | |
| Equity holders of the Company | 本公司股權持有人 | | 5,796,385 | 3,868,433 |
| Non-controlling interests | 非控制性權益 | | 15,435 | (25,759) |
| | | | 5,811,820 | 3,842,674 |
| Earnings per share for profit attributable to equity holders of the Company during the year (in HK\$ per share) | 按年內本公司股權持有人應佔溢利計算之每股盈利(每股港元) | | | |
| — basic and diluted | — 基本及攤薄 | 33 | 2.60 | 1.74 |

The accompanying notes are an integral part of the consolidated financial statements.

隨附之附註乃綜合財務報表的組成部份。

Consolidated Statement of Comprehensive Income

綜合全面收入報表

For the year ended 31st December 2017 截至二零一七年十二月三十一日止年度

| | | | 2017 二零一七年 HK\$'000 千港元 | 2016 二零一六年 HK\$'000 千港元 |
|---|------------|----------------------------|----------------------------------|----------------------------------|
| | Note 附註 | | | |
| Profit for the year | | 年度溢利 | 5,811,820 | 3,842,674 |
| Other comprehensive income | | 其他全面收入 | | |
| Items that may be reclassified subsequently to profit or loss: | | 其後可重新分類至損益之項目： | | |
| Fair value gains on available-for-sale financial assets | 13 | 可供出售財務資產之公平值收益 | 378,207 | 47,336 |
| Assets revaluation reserve realised upon disposal of completed properties held for sale | 26 | 出售持作出售已落成物業時變現之資產重估儲備 | (335,845) | (37,181) |
| Deferred tax | | 遞延稅項 | 62,672 | 5,882 |
| Currency translation differences | | 貨幣匯兌差額 | 4,138,294 | (3,657,544) |
| Other comprehensive income/(loss) for the year, net of tax | | 年度其他全面收入／(虧損)，扣除稅項後 | 4,243,328 | (3,641,507) |
| Total comprehensive income for the year | | 年度全面收入總額 | 10,055,148 | 201,167 |
| Attributable to: | | 應佔： | | |
| Equity holders of the Company | | 本公司股權持有人 | 9,899,791 | 362,050 |
| Non-controlling interests | | 非控制性權益 | 155,357 | (160,883) |
| | | | 10,055,148 | 201,167 |

The accompanying notes are an integral part of the consolidated financial statements. 隨附之附註乃綜合財務報表的組成部份。

Consolidated Cash Flow Statement

綜合現金流量表

For the year ended 31st December 2017 截至二零一七年十二月三十一日止年度

| | | | 2017 二零一七年 HK\$'000 千港元 | 2016 二零一六年 HK\$'000 千港元 |
|---|------------|-----------------------|----------------------------------|----------------------------------|
| | Note 附註 | | | |
| Cash flows from operating activities | | 經營活動之現金流量 | | |
| Cash generated from operations | 35(a) | 經營產生之現金 | 3,626,732 | 6,263,388 |
| Interest received | | 已收利息 | 39,019 | 74,545 |
| Hong Kong profits tax refunded | | 已退還香港利得稅 | 10,104 | — |
| Mainland China corporate income tax paid | | 已付中國大陸企業所得稅 | (803,835) | (643,051) |
| Mainland China land appreciation tax paid | | 已付中國大陸土地增值稅 | (278,469) | (428,375) |
| Net cash generated from operating activities | | 經營活動產生之現金淨額 | 2,593,551 | 5,266,507 |
| Cash flows from investing activities | | 投資活動之現金流量 | | |
| Dividend income | | 股息收入 | 146,993 | 129,600 |
| Additions of properties and equipment | | 購入物業及設備 | (205,910) | (105,291) |
| Additions of investment properties | | 新增投資物業 | (1,347,393) | (890,433) |
| Additions of loan receivables | | 新增應收貸款 | (1,835,126) | — |
| Additions of available-for-sale financial assets | | 購入可供出售財務資產 | (222,991) | (443,113) |
| Additions of financial assets at fair value through profit or loss | | 新增按公平值透過損益列賬之財務資產 | (91,607) | (70,407) |
| Loss on investments | | 投資虧損 | — | (46,427) |
| Acquisition of the non-controlling interests of a subsidiary | | 收購一間附屬公司之非控制性權益 | — | (10,595) |
| Prepayment for acquisitions of subsidiaries | | 收購附屬公司之預付款項 | (812,227) | — |
| Proceeds from disposal of land | | 處置土地所得款項 | 18,739 | — |
| Proceeds from disposal of financial assets at fair value through profit or loss | | 處置按公平值透過損益列賬之財務資產所得款項 | 63,773 | — |
| Decrease in amount due from related companies | | 應收關連公司款項減少 | — | 477 |
| Acquisition of a subsidiary, net of cash acquired | 35(b) | 收購一間附屬公司，扣除已獲得現金 | (377,054) | — |
| (Increase)/decrease in pledged/charged bank deposits | | 已抵押／押記銀行存款(增加)／減少 | (122,037) | 384,140 |
| Net cash used in investing activities | | 投資活動所用之現金淨額 | (4,784,840) | (1,052,049) |

Consolidated Cash Flow Statement (continued)

綜合現金流量表(續)

For the year ended 31st December 2017 截至二零一七年十二月三十一日止年度

| | | Note 附註 | 2017 二零一七年 HK\$'000 千港元 | 2016 二零一六年 HK\$'000 千港元 |
|---|---------------------------|------------|----------------------------------|----------------------------------|
| Cash flows from financing activities | 融資活動之現金流量 | 35(c) | | |
| Interest paid | 已付利息 | | (3,181,608) | (3,347,241) |
| Additions of short-term bank loans | 新增短期銀行貸款 | | 2,249,203 | 6,839,973 |
| Additions of long-term bank loans | 新增長期銀行貸款 | | 17,317,270 | 11,464,273 |
| Additions of corporate bonds | 新增公司債券 | | — | 3,680,178 |
| Additions of asset-backed securities | 新增資產支持證券 | | — | 3,521,534 |
| Repayments of bank loans | 償還銀行貸款 | | (13,101,642) | (22,044,618) |
| Repayments of asset-backed securities | 償還資產抵押證券 | | (1,369,610) | — |
| Redemption and repayment of senior notes | 贖回及償還優先票據 | | — | (2,325,288) |
| Capital contribution by non-controlling interests | 非控制性權益出資 | | — | 17,318 |
| Repayment to related companies | 償還予關連公司 | | (280,436) | (84,725) |
| Repayment to a joint venture | 償還予一間合營公司 | | (263,850) | — |
| Dividends paid to equity holders of the Company | 已付本公司股權持有人股息 | | (222,556) | (223,020) |
| Repurchase of own shares | 購回本身股份 | | — | (58,533) |
| Net cash generated from/(used in) financing activities | 融資活動產生/(所用)之現金淨額 | | 1,146,771 | (2,560,149) |
| Net (decrease)/increase in cash and cash equivalents | 現金及現金等價物之(減少)/增加淨額 | | (1,044,518) | 1,654,309 |
| Cash and cash equivalents at 1st January | 於一月一日之現金及現金等價物 | | 6,053,733 | 4,753,340 |
| Exchange difference on cash and cash equivalents | 現金及現金等價物之匯兌差額 | | 387,775 | (353,916) |
| Cash and cash equivalents at 31st December | 於十二月三十一日之現金及現金等價物 | | 5,396,990 | 6,053,733 |

The accompanying notes are an integral part of the consolidated financial statements.

隨附之附註乃綜合財務報表的組成部份。

Consolidated Statement of Changes in Equity

綜合權益變動表

For the year ended 31st December 2017 截至二零一七年十二月三十一日止年度

| | | Attributable to equity holders of the Company 本公司股權持有人應佔 | | | |
|--|-------------------------------|--|-----------------------------------|---|--------------------------------|
| | | Share capital 股本 HK\$'000 千港元 | Reserves 儲備 HK\$'000 千港元 | Non- controlling interests 非控制性 權益 HK\$'000 千港元 | Total 總計 HK\$'000 千港元 |
| Balance at 1st January 2017 | 於二零一七年 一月一日之結餘 | 222,556 | 54,194,334 | 1,988,176 | 56,405,066 |
| Profit for the year | 年度溢利 | — | 5,796,385 | 15,435 | 5,811,820 |
| Other comprehensive income/(loss): | 其他全面收入／(虧損): | | | | |
| Fair value gains on available- for-sale financial assets | 可供出售財務資產之 公平值收益 | — | 378,207 | — | 378,207 |
| Assets revaluation reserve realised upon disposal of completed properties held for sale | 出售持作出售已落成 物業時變現之資產 重估儲備 | — | (335,845) | — | (335,845) |
| Deferred tax | 遞延稅項 | — | 62,672 | — | 62,672 |
| Currency translation differences | 貨幣匯兌差額 | — | 3,998,372 | 139,922 | 4,138,294 |
| Other comprehensive income for the year, net of tax | 年度其他全面收入， 扣除稅項 | — | 4,103,406 | 139,922 | 4,243,328 |
| Total comprehensive income for the year | 年度全面收入總額 | — | 9,899,791 | 155,357 | 10,055,148 |
| Transactions with owners: | 與持有者交易： | | | | |
| Dividends paid | 已付股息 | — | (222,556) | — | (222,556) |
| Balance at 31st December 2017 | 於二零一七年十二月 三十一日之結餘 | 222,556 | 63,871,569 | 2,143,533 | 66,237,658 |

Consolidated Statement of Changes in Equity (continued)

綜合權益變動表(續)

For the year ended 31st December 2017 截至二零一七年十二月三十一日止年度

| | | Attributable to equity holders of the Company 本公司股權持有人應佔 | | | |
|--|-------------------------------|--|-----------------------------------|---|--------------------------------|
| | | Share capital 股本 HK\$'000 千港元 | Reserves 儲備 HK\$'000 千港元 | Non- controlling interests 非控制性 權益 HK\$'000 千港元 | Total 總計 HK\$'000 千港元 |
| Balance at 1st January 2016 | 於二零一六年 一月一日之結餘 | 223,412 | 54,112,981 | 2,181,998 | 56,518,391 |
| Profit for the year | 年度溢利 | — | 3,868,433 | (25,759) | 3,842,674 |
| Other comprehensive income/(loss): | 其他全面收入／(虧損): | | | | |
| Fair value gains on available- for-sale financial assets | 可供出售財務資產之 公平值收益 | — | 47,336 | — | 47,336 |
| Assets revaluation reserve realised upon disposal of completed properties held for sale | 出售持作出售已落成 物業時變現之資產 重估儲備 | — | (37,181) | — | (37,181) |
| Deferred tax | 遞延稅項 | — | 5,882 | — | 5,882 |
| Currency translation differences | 貨幣匯兌差額 | — | (3,522,420) | (135,124) | (3,657,544) |
| Other comprehensive loss for the year, net of tax | 年度其他全面虧損， 扣除稅項 | — | (3,506,383) | (135,124) | (3,641,507) |
| Total comprehensive income/ (loss) for the year | 年度全面收入／(虧損) 總額 | — | 362,050 | (160,883) | 201,167 |
| Transactions with owners: | 與持有者交易： | | | | |
| Repurchase of own shares | 購回本身股份 | (856) | (57,677) | — | (58,533) |
| Dividends paid | 已付股息 | — | (223,020) | — | (223,020) |
| Capital contribution by non-controlling interests of a subsidiary | 一間附屬公司之 非控制性權益出資 | — | — | 17,318 | 17,318 |
| Acquisition of interests in subsidiaries | 收購附屬公司權益 | — | — | (50,257) | (50,257) |
| | | (856) | (280,697) | (32,939) | (314,492) |
| Balance at 31st December 2016 | 於二零一六年十二月 三十一日之結餘 | 222,556 | 54,194,334 | 1,988,176 | 56,405,066 |

The accompanying notes are an integral part of the consolidated financial statements.

隨附之附註乃綜合財務報表的組成部份。

Notes to the Consolidated Financial Statements

綜合財務報表附註

1 General Information

Hopson Development Holdings Limited (the “Company”) and its subsidiaries (together “the Group”) are mainly engaged in the development of residential properties in Mainland China. The Group is also involved in property investment, hotel operations and property management.

The Company is a limited liability company incorporated in Bermuda. The address of its registered office is Clarendon House, 2 Church Street, Hamilton HM11, Bermuda.

The Company is listed on The Stock Exchange of Hong Kong Limited (the “Stock Exchange”).

The consolidated financial statements have been approved for issue by the Board of Directors on 29th March 2018.

2 Summary of Significant Accounting Policies

The principal accounting policies applied in the preparation of these consolidated financial statements are set out below. These policies have been consistently applied to the two years presented, unless otherwise stated.

2.1 Basis of preparation

The consolidated financial statements of the Company have been prepared in accordance with Hong Kong Financial Reporting Standards (“HKFRS”). The consolidated financial statements have been prepared under the historical cost convention, as modified by the revaluation of investment properties, available-for-sale financial assets and financial assets at fair value through profit or loss, which are measured at fair value.

The preparation of financial statements in conformity with HKFRS requires the use of certain critical accounting estimates. It also requires management to exercise its judgement in the process of applying the Group’s accounting policies. The areas involving a higher degree of judgement or complexity, or areas where assumptions and estimates are significant to the consolidated financial statements, are disclosed in Note 4.

1 一般資料

合生創展集團有限公司(「本公司」)及其附屬公司(統稱「本集團」)主要於中國大陸從事住宅物業發展。本集團亦參與物業投資、酒店經營及物業管理。

本公司為於百慕達註冊成立的有限責任公司，其註冊辦事處地址為Clarendon House, 2 Church Street, Hamilton HM11, Bermuda。

本公司於香港聯合交易所有限公司(「聯交所」)上市。

本綜合財務報表已於二零一八年三月二十九日經董事會批准刊發。

2 主要會計政策概要

編製本綜合財務報表採用之主要會計政策載列如下。除另有說明外，該等政策已於兩個呈報年度內獲貫徹應用。

2.1 編製基準

本公司之綜合財務報表乃根據香港財務報告準則(「香港財務報告準則」)編製。綜合財務報表乃採用歷史成本慣例，並經按公平值計量的重估投資物業、可供出售財務資產及按公平值透過損益列賬之財務資產而予以修訂。

按香港財務報告準則編製財務報表時需採用若干重要之會計估計，亦要求管理層於採用本集團會計政策之過程中作出判斷。涉及較多判斷或複雜性之方面，或對本綜合財務報表而言屬重要之假設及估計，已在附註4內披露。

2 Summary of Significant Accounting Policies (Continued)

2.1 Basis of preparation (Continued)

In 2017, the Group has applied the followings amendments to HKFRS issued by the Hong Kong Institute of Certified Public Accountants (the "HKICPA") which are relevant to the Group and are effective for accounting periods beginning on or after 1st January 2017.

| | |
|----------------------|--|
| HKAS 7 (Amendments) | Disclosure Initiative |
| HKAS 12 (Amendments) | Recognition of Deferred Tax Assets for Unrealised Losses |

The Group has assessed the impact of the adoption of amendments and considered that there was no significant impact on the Group's results and financial position.

New standards and amendments to existing standards and interpretation that are not yet effective

2 主要會計政策概要(續)

2.1 編製基準(續)

於二零一七年，本集團採納以下由香港會計師公會(「香港會計師公會」)頒佈，於二零一七年一月一日或之後開始的會計期間生效，並與本集團有關的香港財務報告準則之修訂。

| | |
|-----------------|----------------|
| 香港會計準則第7號(修訂本) | 披露計劃 |
| 香港會計準則第12號(修訂本) | 對未實現損失確認遞延稅項資產 |

本集團已評估採納該等修訂之影響，且認為並無對本集團之業績及財務狀況構成重大影響。

尚未生效之新準則及對現有準則之修訂及詮釋

Effective for accounting
periods beginning
on or after
於以下日期或之後開始
的會計期間生效

| | | |
|-----------------------------------|---|------------------|
| HKAS 28 (Amendment) | Investments in Associates and Joint Ventures | 1st January 2019 |
| 香港會計準則第28號(修訂本) | 於聯營公司及合營公司之投資 | 二零一九年一月一日 |
| HKAS 28 (Amendment) | Long-term Interests in Associates and Joint Ventures | 1st January 2019 |
| 香港會計準則第28號(修訂本) | 於聯營公司及合營公司之長期權益 | 二零一九年一月一日 |
| HKAS 40 (Amendment) | Transfers of Investment Property | 1st January 2018 |
| 香港會計準則第40號(修訂本) | 轉讓投資物業 | 二零一八年一月一日 |
| HKFRS 2 (Amendments) | Classification and Measurement of Share-based Payment Transactions | 1st January 2018 |
| 香港財務報告準則第2號(修訂本) | 股份支付交易的分類和計量 | 二零一八年一月一日 |
| HKFRS 4 (Amendments) | Applying HKFRS 9 Financial Instruments with HKFRS 4 Insurance Contracts | 1st January 2018 |
| 香港財務報告準則第4號(修訂本) | 與香港財務報告準則第4號保險合約應用香港財務報告準則第9號金融工具 | 二零一八年一月一日 |
| HKFRS 9 | Financial Instruments | 1st January 2018 |
| 香港財務報告準則第9號 | 金融工具 | 二零一八年一月一日 |
| HKFRS 9 (Amendment) | Prepayment Features with Negative Compensation | 1st January 2019 |
| 香港財務報告準則第9號(修訂本) | 提早還款特性及負補償 | 二零一九年一月一日 |
| HKFRS 10 and HKAS 28 (Amendments) | Sale or Contribution of Assets between an Investor and Its Associate or Joint Venture | To be determined |
| 香港財務報告準則第10號及香港會計準則第28號(修訂本) | 投資者及其聯營公司或合營公司之間的資產出售或注入 | 有待釐定 |
| HKFRS 15 | Revenue from Contracts with Customers | 1st January 2018 |
| 香港財務報告準則第15號 | 來自客戶合約之收益 | 二零一八年一月一日 |

2 Summary of Significant Accounting Policies (Continued)

2.1 Basis of preparation (Continued)

New standards and amendments to existing standards and interpretation that are not yet effective (Continued)

| | | Effective for accounting periods beginning on or after 於以下日期或之後開始的會計期間生效 |
|--|--|---|
| HKFRS 16 香港財務報告準則第16號 | Leases 租賃 | 1st January 2019 二零一九年一月一日 |
| HKFRS 17 香港財務報告準則第17號 | Insurance Contracts 保險合約 | 1st January 2021 二零二一年一月一日 |
| Annual Improvements to 2015–2017 Cycle 二零一五年至二零一七年週期之年度改進 | Improvements to HKFRSs 對香港財務報告準則之改進 | 1st January 2019 二零一九年一月一日 |
| HK (IFRIC) 22 香港(國際財務報告詮釋委員會)第22號 | Foreign Currency Transactions and Advance Consideration 外幣交易及預付代價 | 1st January 2018 二零一八年一月一日 |
| HK (IFRIC) 23 香港(國際財務報告詮釋委員會)第23號 | Uncertainty over Income Tax Treatments 所得稅處理之不確定性 | 1st January 2019 二零一九年一月一日 |

Certain new standards, amendments to existing standards and interpretations, which are effective after 1st January 2018, have been published and will be adopted by the Group from their effective dates. The Group is currently assessing the potential impact of these standards and amendments but expects their adoption will not have a significant effect on the Group's consolidated financial statements except as set out below.

2 主要會計政策概要(續)

2.1 編製基準(續)

尚未生效之新準則及對現有準則之修訂及詮釋(續)

於二零一八年一月一日後生效之部分新準則、對現有準則之修訂及詮釋經已公佈，本集團將於其各自生效日期起開始採納有關新準則、對現有準則之修訂及詮釋。本集團目前正評估該等準則及修訂的潛在影響，但預期採納該等準則及修訂將不會對本集團之綜合財務報表造成重大影響，惟以下所載者除外。

2 Summary of Significant Accounting Policies (Continued)

2.1 Basis of preparation (Continued)

HKFRS 9 Financial Instruments

Nature of change

HKFRS 9 addresses the classification, measurement and derecognition of financial assets and financial liabilities, introduces new rules for hedge accounting and a new impairment model for financial assets.

Impact

The Group has reviewed its financial assets and liabilities and is expecting the following impact from the adoption of the new standard on 1st January 2018. HKFRS 9 introduces a new classification and measurement approach for financial assets that reflects the business model in which assets are managed and their cash flow characteristics. HKFRS 9 contains three principal classification categories for financial assets: measured at amortised cost, fair value through other comprehensive income ("FVOCI") and fair value through profit or loss ("FVPL"). The new financial instruments standard eliminates the existing HKAS 39 Financial Instruments: Recognition and Measurement categories of held to maturity, loans and receivables and available-for-sale ("AFS").

Certain financial assets that are currently classified as loans and receivables and measured at amortised cost will be classified and measured as FVOCI or as FVPL under the new standard and certain financial assets that are currently classified as AFS equity securities will be classified and measured as FVPL under the new standard. Other than these changes, the Group does not expect the new guidance to result in any significant change on the classification and measurement of its financial assets.

There will be no impact on the Group's accounting for financial liabilities, as the new requirements only affect the accounting for financial liabilities that are designated at fair value through profit or loss and the Group does not have any such liabilities. The derecognition rules have been transferred from HKAS 39 *Financial Instruments: Recognition and Measurement* and have not been changed.

The new hedge accounting rules will align the accounting for hedging instruments more closely with the Group's risk management practices. As a general rule, more hedge relationships might be eligible for hedge accounting, as the standard introduces a more principles-based approach. While the Group does not involve any hedging accounting, it does not expect a significant impact on the accounting for its hedging relationships.

2 主要會計政策概要(續)

2.1 編製基準(續)

香港財務報告準則第9號金融工具

變動性質

香港財務報告準則第9號闡述財務資產及財務負債之分類、計量及終止確認，引入對沖會計新規則及財務資產之新減值模式。

影響

本集團已審閱其財務資產與負債並預期於二零一八年一月一日採納新準則將產生下列影響。香港財務報告準則第9號引入一項新的金融資產分類及計量方法。該方法反映了管理資產之業務模式及其現金流量特徵。香港財務報告準則第9號將金融資產分為如下三大主要類別：按攤銷成本計量、按公平價值於其他全面收益內列賬(「FVOCI」)以及按公平價值於損益內列賬(「FVPL」)。該準則取消了現有之香港會計準則第39號「金融工具：確認及計量」所定義之持至到期、貸款及應收款項以及可供銷售(「AFS」)金融資產之類別。

現時分類為貸款及應收款項並按攤銷成本計量之若干金融資產，在新準則下將會分類並計量為FVOCI或FVPL。現時分類為可供銷售股權證券之若干金融資產，在新準則下將會分類並計量為FVPL。除上述變更外，集團並不預期新指引會導致其金融資產之分類及計量有任何重大變動。

由於新規定僅影響指定按公平值透過損益列賬之財務負債的會計處理，而本集團並不持有任何該等負債，因此，本集團財務負債的會計處理將不會受影響。終止確認的規則已由香港會計準則第39號金融工具：確認及計量轉移且並無變動。

新對沖會計規則將令對沖工具之會計處理調整至更接近本集團之風險管理常規。作為普遍規則，由於該準則引進更以原則為基準的方法，故可能有更多合資格採用對沖會計方法的對沖關係。由於本集團並無進行任何對沖會計處理，故預期並不會對其對沖關係之會計處理產生重大影響。

2 Summary of Significant Accounting Policies (Continued)

2.1 Basis of preparation (Continued)

HKFRS 9 Financial Instruments (Continued)

Impact (Continued)

The new impairment model requires the recognition of impairment provisions based on expected credit losses rather than only incurred credit losses as is the case under HKAS 39. It applies to financial assets classified at amortised cost, debt instruments measured at FVOCI, contract assets under HKFRS 15 *Revenue from Contracts with Customers*, lease receivables, loan commitments and certain financial guarantee contracts.

The new standard also introduces expanded disclosure requirements and changes in presentation. These are expected to change the nature and extent of the Group's disclosures about its financial instruments particularly in the year of the adoption of the new standard.

Date of adoption by Group

Must be applied for financial years commencing on or after 1st January 2018. The Group will apply the new rules retrospectively from 1st January 2018, with the practical expedients permitted under the standard. Comparatives for 2017 will not be restated.

HKFRS 15 Revenue from Contracts with Customers

Nature of change

The HKICPA has issued a new standard for the recognition of revenue. This will replace HKAS 18 which covers contracts for goods and services and HKAS 11 which covers construction contracts and the related literature. The new standard is based on the principle that revenue is recognised when control of a good or service transfers to a customer. The standard permits either a full retrospective or a modified retrospective approach for the adoption.

2 主要會計政策概要(續)

2.1 編製基準(續)

香港財務報告準則第9號金融工具(續)

影響(續)

新減值模型規定以預期信用虧損，而非香港會計準則第39號項下僅以已產生信用虧損確認減值撥備。該規定適用於按攤銷成本分類之財務資產、按公平值透過其他全面收入列賬之債務工具、香港財務報告準則第15號項下來自客戶合約之收益之合約資產、應收租金、貸款承擔及若干財務擔保合約。

新準則亦引入延伸的披露規定及呈列方式變動。該等規定及變動預期將改變本集團有關其金融工具披露之性質及程度(尤其是於採納新準則之年度)。

本集團之採納日期

該準則必須於二零一八年一月一日或之後開始的財政年度應用。本集團將自二零一八年一月一日起追溯應用新規則以及該準則項下所允許之可行權宜處理。二零一七年之比較數據將不予重列。

香港財務報告準則第15號來自客戶合約之收益

變動性質

香港會計師公會已頒佈收入確認之新準則。該準則將取代涵蓋產品和服務合約的香港會計準則第18號及涵蓋建築合約和相關文獻的香港會計準則第11號。新準則乃基於產品或服務之控制權轉移至客戶時確認收入的原則。該準則允許在採納時採用全面追溯法或修改追溯法。

2 Summary of Significant Accounting Policies (Continued)

2.1 Basis of preparation (Continued)

HKFRS 15 Revenue from Contracts with Customers (Continued)

Impact

Management has assessed the effects of applying the new standard on the Group's financial statements and has identified the following areas that will be affected:

- Revenue from pre-sales of properties under development is recognised when or as the control of the asset is transferred to the customer. Depending on the terms of the contract and laws that apply to the contract, control of the properties under development may transfer over time or at a point in time.
- The timing of revenue recognition for sale of completed properties, which is currently based on whether significant risk and reward of ownership of properties transfer, will be recognised at a point of time when the control transferred to the customer under the control transfer model.
- The Group currently offers different payment schemes to customers, the transaction price and the amount of revenue for the sale of property will be adjusted when significant financing component exists in that contract.
- The Group provides different incentives to customers when they sign a property sale contract. Certain incentives (e.g. free gift and property management service) represent separate performance obligations in a contract. Part of the consideration of the contract will be allocated to those performance obligations and recognised as revenue only when performance obligation is satisfied. The amount of revenue for the sale of property will also be reduced for any cash payment to customer which does not represent fair value of good or service provided by the customer.
- Certain costs incurred for obtaining a pre-sale property contract (e.g. sale commission), which is currently expensed off in profit or loss directly, will be eligible for capitalisation under HKFRS 15 and match with revenue recognition pattern of related contract in the future.

2 主要會計政策概要(續)

2.1 編製基準(續)

香港財務報告準則第15號來自客戶合約之收益(續)

影響

管理層已評估應用新準則對本集團財務報表之影響，並已識別下列將受影響之範疇：

- 預售發展中物業所得收入於資產控制權轉移至客戶時予以確認。視乎合約條款和適用於合約的法例，發展中物業之控制權可能隨時間逐步或於某一時點轉移。
- 銷售已落成物業的收入確認時間，目前基於物業擁有權的重大風險及回報是否已轉移，將於相關物業依照控制權轉移模式於控制權轉移時點予以確認。
- 本集團現時向客戶提供不同的付款計劃，當合約存在重大財務部份時，將會調整交易價格及銷售物業的收入金額。
- 本集團為簽訂物業買賣合約的客戶提供不同優惠。若干優惠(如饋贈禮物及物業管理服務)代表合約中單獨的履約義務。合約代價的一部分將分配予該等履約義務，並於履約義務達成時方確認為收入。銷售物業的收入金額中亦將扣除向客戶支付的任何現金付款，後者並不代表客戶提供的產品或服務的公平值。
- 為取得預售物業合約所產生的若干成本(如銷售佣金)，目前直接於損益中支銷，將會可以根據香港財務報告準則第15號作資本化處理，並且與未來相關合約的收入確認模式相符。

2 Summary of Significant Accounting Policies (Continued)

2.1 Basis of preparation (Continued)

HKFRS 15 Revenue from Contracts with Customers (Continued)

Date of adoption by Group

The Group intends to adopt the standard on all uncompleted contracts as at 1st January 2018 using the modified retrospective approach which means that the cumulative impact of the adoption will be recognised in retained earnings as of 1st January 2018 and that comparatives will not be restated.

The Group is estimating the overall impact of the above on the Group's retained earnings on 1st January 2018.

HKFRS 16, Leases

Nature of change

HKFRS 16 will result in almost all leases being recognised on the consolidated balance sheet, as the distinction between operating and finance leases is removed. Under the new standard, an asset (the right to use the leased item) and a financial liability to pay rentals are recognised. The only exceptions are short-term and low-value leases.

The accounting for lessors will not significantly change.

Impact

The standard will affect primarily the accounting for the Group's operating leases. As at the reporting date, the Group has non-cancellable operating lease commitments of HK\$56 million. The Group estimates those relate to payments for short-term and low value leases which will be recognised on a straight-line basis as an expense in profit or loss are insignificant.

However, the Group has not yet assessed what other adjustments, if any, are necessary for example because of the change in the definition of the lease term and the different treatment of variable lease payments and of extension and termination options. It is therefore not yet possible to estimate the amount of right-of-use assets and lease liabilities that will have to be recognised on adoption of the new standard and how this may affect the Group's profit or loss and classification of cash flows going forward.

2 主要會計政策概要(續)

2.1 編製基準(續)

香港財務報告準則第15號來自客戶合約之收益(續)

本集團之採納日期

本集團擬對於二零一八年一月一日之所有未完成合約以修改追溯法採納該準則，即表示採納之累計影響將於截至二零一八年一月一日的保留盈利中確認，並且將不會重列比較數據。

本集團正在對上文對本集團於二零一八年一月一日之保留盈利之整體影響進行估計。

香港財務準則第16號租賃

變動性質

香港財務報告準則第16號將導致絕大部分租賃於綜合財務狀況表內確認，對經營租賃與融資租賃之間的區別被移除。根據新準則，資產(使用租賃項目之權利)及支付租金之財務負債予以確認。豁免僅適用於短期及低價值租賃。

出租人之會計處理將不會有重大變動。

影響

該準則將主要影響本集團經營租賃之會計處理。於報告日期，本集團之不可註銷經營租賃承擔為56百萬港元。本集團估計，涉及將以直線法於損益中確認為費用之短期及低價值租賃付款金額並不重大。

然而，本集團尚未評估須作出何種其他調整(如有)，例如，由於租期的釋義變動以及可變租金與續租及終止選擇權的不同處理而須作出之調整。因此，尚未能估計於採納新準則時必須確認的使用權資產及租賃負債金額及有關金額如何影響本集團之損益與未來現金流量分類。

2 Summary of Significant Accounting Policies (Continued)

2.1 Basis of preparation (Continued)

HKFRS 16, Leases (Continued)

Date of adoption by Group

Mandatory for financial years commencing on or after 1st January 2019. At this stage, the Group does not intend to adopt the standard before its effective date. The Group intends to apply the simplified transition approach and will not restate comparative amounts for the year prior to first adoption.

There are no other HKFRSs that are not yet effective that would be expected to have a material impact on the Group.

2.2 Consolidation

The consolidated financial statements include the financial statements of the Company and all of its subsidiaries made up to 31st December 2017.

(a) Subsidiaries

Subsidiaries are all entities (including structured entities) over which the Group has control. The Group controls an entity when the Group is exposed to, or has rights to, variable returns from its involvement with the entity and has the ability to affect those returns through its power over the entity. Subsidiaries are consolidated from the date on which control is transferred to the Group. They are deconsolidated from the date that control ceases.

The Group uses the acquisition method of accounting to account for business combinations. The consideration transferred for the acquisition of a subsidiary is the fair values of the assets transferred, the liabilities incurred and the equity interests issued by the Group. The consideration transferred includes the fair value of any asset or liability resulting from a contingent consideration arrangement. Acquisition-related costs are expensed as incurred. Identifiable assets acquired and liabilities and contingent liabilities assumed in a business combination are measured initially at their fair values at the acquisition date. On an acquisition-by-acquisition basis, the Group recognises any non-controlling interest in the acquiree either at fair value or at the non-controlling interest's proportionate share of the acquiree's net assets.

2 主要會計政策概要(續)

2.1 編製基準(續)

香港財務準則第16號租賃(續)

本集團之採納日期

該準則將於二零一九年一月一日或其後開始的財政年度強制採納。現階段本集團無意於生效日期前採納該準則。本集團擬應用簡化過渡方法，並不會在首次採納時重列比較數字。

概無其他尚未生效且預期將對本集團構成重大影響之香港財務報告準則。

2.2 綜合賬目

綜合財務報表包括本公司及其所有附屬公司截至二零一七年十二月三十一日止的財務報表。

(a) 附屬公司

附屬公司乃本集團擁有控制權的所有實體(包括結構化實體)。倘本集團享有或有權擁有參與實體所得之可變回報，且有能力透過其對實體之權力影響該等回報，則本集團控制該實體。附屬公司自控制權轉移至本集團當日起綜合入賬。附屬公司自控制權終止當日起停止綜合入賬。

本集團利用購買法將業務合併入賬。收購附屬公司所轉讓的對價根據本集團所給予的資產、所產生的負債及所發行的股本權益的公平值計算。所轉讓的對價包括或有對價安排所產生的任何資產或負債的公平值。購買相關成本在產生時支銷。在業務合併中所購買可識別的資產以及所承擔的負債及或有負債，首先以彼等於購買日期的公平值計量。就個別收購基準，本集團可按公平值或按非控制性權益應佔被購買方淨資產的比例，確認被收購方的非控制性權益。

2 Summary of Significant Accounting Policies (Continued)

2.2 Consolidation (Continued)

(a) Subsidiaries (Continued)

The excess of the consideration transferred, the amount of any non-controlling interest in the acquiree and the acquisition-date fair value of any previous equity interest in the acquiree over the fair value of the identifiable net assets acquired is recorded as goodwill. If this is less than the fair value of the net assets of the subsidiary acquired in the case of a bargain purchase, the difference is recognised directly in the consolidated income statement. Acquisition-related costs are expensed as incurred.

Intra-group transactions, balances and unrealised gains on transactions between group companies are eliminated. Unrealised losses are also eliminated unless the transaction provides evidence of an impairment of the transferred asset. When necessary, amounts reported by subsidiaries have been adjusted to conform with the Group's accounting policies.

(b) Transactions with non-controlling interests

Transactions with non-controlling interests that do not result in loss of control are accounted for as equity transactions—that is, as transactions with the owners in their capacity as owners. The difference between fair value of any consideration paid and the relevant share acquired of the carrying value of net assets of the subsidiary is recorded in equity. Gains or losses on disposals to non-controlling interests are also recorded in equity.

When the Group ceases to have control or significant influence, any retained interest in the entity is remeasured to its fair value, with the change in carrying amount recognised in profit or loss. The fair value is the initial carrying amount for the purposes of subsequently accounting for the retained interest as an associate, joint venture or financial asset. In addition, any amounts previously recognised in other comprehensive income in respect of that entity are accounted for as if the Group had directly disposed of the related assets or liabilities. This may mean that amounts previously recognised in other comprehensive income are reclassified to profit or loss.

2 主要會計政策概要(續)

2.2 綜合賬目(續)

(a) 附屬公司(續)

轉讓的對價、被購買方任何非控制性權益的款項，以及被收購方任何之前權益在購買日期的公平值，超過所購買可識別淨資產公平值，列為商譽。就廉價購買而言，若該數額低於所購入附屬公司淨資產的公平值，該差額直接在綜合收益表中確認。收購相關成本於產生時予以支銷。

集團內公司之間的交易、交易的結餘及未實現收益予以對消。除非交易提供所轉讓資產減值之憑證，否則未變現損失亦予以對消。必要時，附屬公司申報的款項已獲調整，以與本集團的會計政策一致。

(b) 與非控制性權益之交易

倘與非控制性權益之交易並未造成失去控制權的情況，則入賬為權益交易——即與擁有人以其作為擁有人的身份進行的交易。任何已付對價之公平值與相關應佔收購附屬公司淨資產之賬面值的差額入賬為權益。出售非控制性權益之損益亦入賬為權益。

當本集團不再持有控制權或重大影響力，在實體的任何保留權益重新計量至公平值，賬面值的變動在損益中確認。公平值為就保留權益的後續入賬而言的初始賬面值，作為聯營公司、合營公司或財務資產。此外，之前就實體在其他全面收入中確認的任何數額猶如本集團已直接處置相關資產或負債。這可能意味著之前在其他全面收入中確認的數額重新分類至損益。

2 Summary of Significant Accounting Policies (Continued)

2.2 Consolidation (Continued)

(c) Associates

Associates are all entities over which the Group has significant influence but not control, generally accompanying a shareholding of between 20% and 50% of the voting rights. Investments in associates are accounted for using the equity method of accounting and are initially recognised at cost.

If the ownership interest in an associate is reduced but significant influence is retained, only a proportionate share of the amounts previously recognised in other comprehensive income are reclassified to profit or loss where appropriate.

The Group's share of its associates' post-acquisition profits or losses is recognised in the consolidated income statement, and its share of post-acquisition movements in other comprehensive income is recognised in other comprehensive income. The cumulative post-acquisition movements are adjusted against the carrying amount of the investment. When the Group's share of losses in an associate equals or exceeds its interest in the associate, including any other unsecured receivables, the Group does not recognise further losses, unless it has incurred obligations or made payments on behalf of the associate.

Unrealised gains on transactions between the Group and its associates are eliminated to the extent of the group's interest in the associates. Unrealised losses are also eliminated unless the transaction provides evidence of an impairment of the asset transferred. Accounting policies of associates have been changed where necessary to ensure consistency with the policies adopted by the Group.

2 主要會計政策概要(續)

2.2 綜合賬目(續)

(c) 聯營公司

聯營公司是指凡本集團對其有重大影響力而無控制權的所有實體，通常附帶有20%至50%投票權的股權。於聯營公司之投資以權益會計法入賬，初始以成本確認。

如於聯營公司的擁有人權益被削減但仍保留重大影響力，僅按比例將之前在其他全面收入中確認的數額重新分類至損益(如適用)。

本集團應佔收購後聯營公司的溢利或虧損於綜合收益表內確認，而應佔收購後其他全面收入的變動則於其他全面收入內確認。投資賬面值會根據累計之收購後變動而作出調整。如本集團應佔一間聯營公司之虧損等於或超過其在該聯營公司之權益，包括任何其他無抵押應收款項，本集團不會確認進一步虧損，除非本集團已代聯營公司承擔責任或作出付款。

本集團與其聯營公司之間交易的未變現收益按集團在聯營公司權益的數額對消。除非交易提供所轉讓資產減值之憑證，否則未變現虧損亦予以對消。聯營公司的會計政策已按需要作出改變，以確保與本集團採用的政策一致。

2 Summary of Significant Accounting Policies (Continued)

2.2 Consolidation (Continued)

(d) Joint arrangements

The Group applies HKFRS 11 to all joint arrangements. Under HKFRS 11, investments in joint arrangements are classified as either joint operations or joint ventures depending on the contractual rights and obligations each investor. The Group has assessed the nature of its joint arrangements. Joint ventures are accounted for using the equity method. The assets that the Group controls and liabilities that the Group incurs in relation to the joint operations are recognised in the consolidated balance sheets on an accrual basis and classified according to the nature of the item. The expenses that the Group incurs and its share of revenue that it earns from the joint operations are included in the consolidated income statement.

Under the equity method of accounting, interests in joint ventures are initially recognised at cost and adjusted thereafter to recognise the Group's share of the post-acquisition profits or losses and movements in other comprehensive income. When the Group's share of losses in a joint venture equals or exceeds its interests in the joint ventures (which includes any long-term interests that, in substance, form part of the Group's net investment in the joint ventures), the Group does not recognise further losses, unless it has incurred obligations or made payments on behalf of the joint ventures.

Unrealised gains on transactions between the Group and its joint ventures are eliminated to the extent of the Group's interest in the joint ventures. Unrealised losses are also eliminated unless the transaction provides evidence of an impairment of the asset transferred. Accounting policies of the joint ventures have been changed where necessary to ensure consistency with the policies adopted by the Group.

2.3 Segment reporting

Operating segments are reported in a manner consistent with the internal reporting provided to the chief operating decision-makers. The Executive Directors, who are responsible for allocating resources and assessing performance of the operating segments, have been identified as the chief operating decision-makers who make strategic and operational decisions.

2 主要會計政策概要(續)

2.2 綜合賬目(續)

(d) 合營安排

本集團對所有合營安排應用香港財務報告準則第11號。根據香港財務報告準則第11號，在合營安排之投資可分類為共同經營或合營公司，視乎每個投資者之合同權益和義務而定。本集團已評估其合營安排之性質。合營公司按權益法入賬。本集團就共同經營所控制之資產及所產生之負債已於綜合財務狀況表中以應計基準確認及因應項目之性質分類。本集團自共同經營所產生之費用及賺取之應佔收入已計入綜合收益表。

根據權益法，合營公司之權益初步以成本確認，其後經調整以確認本集團應佔之收購後溢利或虧損以及其他全面收入變動。當本集團應佔某一合營公司之虧損等於或超過在該等合營公司之權益(包括任何實質上構成本集團在該等合營公司淨投資的長期權益)，則本集團不會確認進一步虧損，除非本集團已產生義務或已代合營公司付款。

本集團與其合營公司之間交易的未變現收益按本集團在該等合營公司的權益予以對消。未變現虧損也予以對消，除非交易提供證據證明所轉讓的資產出現減值。合營公司之會計政策已按需要作出改變，以確保與本集團採用的政策符合一致。

2.3 分部報告

經營分部乃按向主要營運決策人提供之內部報告一致之方式呈報。負責分配資源及評估經營分部表現之執行董事，已獲確定為作出策略及經營決策之主要營運決策人。

2 Summary of Significant Accounting Policies (Continued)

2.4 Foreign currency translation

(a) Functional and presentation currency

Items included in the financial statements of each of the Group's entities are measured in Renminbi, which is the currency of the primary economic environment in which the Company and its subsidiaries operate (the "functional currency"). The consolidated financial statements are presented in Hong Kong dollars, which is the presentation currency.

(b) Transactions and balances

Foreign currency transactions are translated into the functional currency using the exchange rates prevailing at the dates of the transactions. Foreign exchange gains and losses resulting from the settlement of such transactions and from the translation at year-end exchange rates of monetary assets and liabilities denominated in foreign currencies are recognised in the consolidated income statement.

(c) Group companies

The results and financial position of all the Group entities (none of which has the currency of a hyperinflationary economy) that have a functional currency different from the presentation currency are translated into the presentation currency as follows:

- (i) assets and liabilities for each balance sheet presented are translated at the closing rate at the date of that balance sheet;
- (ii) income and expenses for each consolidated income statement are translated at average exchange rates (unless this average is not a reasonable approximation of the cumulative effect of the rates prevailing on the transaction dates, in which case income and expenses are translated at the dates of the transactions); and
- (iii) all resulting exchange differences are recognised as a separate component of equity.

Goodwill and fair value adjustments arising on the acquisition of a foreign entity are treated as assets and liabilities of the foreign entity and translated at the closing rate.

2 主要會計政策概要(續)

2.4 外幣換算

(a) 功能和呈列貨幣

本集團每個實體的財務報表所列項目均以人民幣(即本公司及其附屬公司營運所在的主要經濟環境的貨幣)(「功能貨幣」)計量。綜合財務報表以港元呈報,港元為本公司的呈列貨幣。

(b) 交易及結餘

外幣交易採用交易日的匯率換算為功能貨幣。結算此等交易產生的匯兌盈虧以及將外幣計值的貨幣資產和負債以年終匯率換算產生的匯兌盈虧在綜合收益表確認。

(c) 集團公司

所有功能貨幣與呈列貨幣不同之本集團實體(概無擁有惡性通貨膨脹經濟體系之貨幣)之業績及財務狀況均按以下方法換算為呈列貨幣:

- (i) 各財務狀況表呈列之資產及負債均以該財務狀況表結算日之收市匯率換算;
- (ii) 各綜合收益表之收入及開支均按平均匯率換算(除非該平均值並非於交易日通行匯率累計影響之合理近似值,在此情況下收入及開支乃按交易日之匯率換算);及
- (iii) 所有產生之匯兌差額均確認為權益內之獨立項目。

收購境外實體時產生之商譽及公平值調整乃作為該境外實體之資產及負債處理,並以期終匯率換算。

2 Summary of Significant Accounting Policies (Continued)

2.4 Foreign currency translation (Continued)

(d) Disposal of foreign operation and partial disposal

On the disposal of a foreign operation (that is, a disposal of the Group's entire interest in a foreign operation, or a disposal involving loss of control over a subsidiary that includes a foreign operation, a disposal involving loss of joint control over a joint venture that includes a foreign operation, or a disposal involving loss of significant influence over an associate that includes a foreign operation), all of the exchange differences accumulated in equity in respect of that operation attributable to the equity holders of the Company are reclassified to profit or loss.

In the case of a partial disposal that does not result in the Group losing control over a subsidiary that includes a foreign operation, the proportionate share of accumulated exchange differences are re-attributed to non-controlling interests and are not recognised in profit or loss. For all other partial disposals (that is, reductions in the Group's ownership interest in associates or joint ventures that do not result in the Group losing significant influence or joint control) the proportionate share of the accumulated exchange difference is reclassified to profit or loss.

2.5 Properties and equipment

Properties and equipment other than construction-in-progress are stated at historical cost less accumulated depreciation and accumulated impairment losses. Historical cost includes expenditure that is directly attributable to the acquisition of the items.

Subsequent costs are included in the asset's carrying amount or recognised as a separate asset, as appropriate, only when it is probable that future economic benefits associated with the item will flow to the Group and the cost of the item can be measured reliably. All other repairs and maintenance are expensed in the consolidated income statement during the period in which they are incurred.

2 主要會計政策概要(續)

2.4 外幣換算(續)

(d) 出售海外業務及部份出售

於出售海外業務(即出售本集團於海外業務之全部權益、或出售涉及失去包括海外業務的附屬公司的控制權、出售涉及失去對包括海外業務的合營公司的共同控制權、或出售涉及失去對包括海外業務的聯營公司的重大影響力),於本公司權益持有人應佔之業務之權益累計之全部匯兌差額被重新分類為損益。

倘部份出售並未導致本集團失去對包括海外業務的附屬公司的控制權,則按比例分佔累計匯兌差額的部份被重新分配至非控制性權益及不會確認為損益。就所有其他部份出售(即本集團於聯營公司或合營公司之擁有權權益減少而並未令本集團失去重大影響力或共同控制權)而言,按比例分佔累計匯兌差額的部份被重新分類為損益。

2.5 物業及設備

物業及設備(在建工程除外)按歷史成本減累計折舊和累計減值虧損列賬。歷史成本包括收購該項目直接應佔的開支。

其後成本只有在與該項目有關的未來經濟利益有可能流入本集團,而該項目的成本能可靠計量時,才包括在資產的賬面值或確認為獨立資產(視乎適用情況)。所有其他維修及保養在產生的期間內於綜合收益表支銷。

2 Summary of Significant Accounting Policies (Continued)

2.5 Properties and equipment (Continued)

Depreciation of properties and equipment is calculated using the straight-line method to allocate cost to their residual values over their estimated useful lives, as follows:

| | |
|-----------------------------------|---|
| Hotel properties (superstructure) | 28 to 30 years |
| Buildings | Shorter of useful life of 50 years or lease term |
| Furniture and office equipment | 5 years |
| Motor vehicles | 3 to 5 years |

The assets' residual values and useful lives are reviewed, and adjusted if appropriate, at each balance sheet date. An asset's carrying amount is written down immediately to its recoverable amount if the asset's carrying amount is greater than its estimated recoverable amount (Note 2.9).

Construction-in-progress is investments in buildings on which construction work has not been completed and which, upon completion, management intends to hold for providing goods or services in the ordinary course of business. These properties are carried at cost which includes construction expenditures, borrowing costs directly attributable to construction of such properties and other direct costs, less any impairment losses. On completion, the properties are transferred to the appropriate categories of properties and equipment at cost less accumulated impairment losses. No depreciation is provided for construction-in-progress until they are completed and put into commercial use.

Gains and losses on disposals are determined by comparing proceeds with carrying amount. These are included in the consolidated income statement.

2.6 Investment properties

Property that is held for long-term rental yields or for capital appreciation or both, and that is not occupied by the Group, is classified as investment property. Investment property also includes property that is being constructed or developed for future use as investment property.

Investment property comprises land held under operating leases and buildings held under finance leases. Land held under operating leases are classified and accounted for as investment property when the rest of the definition of investment property is met. The operating lease is accounted for as if it were a finance lease.

Investment property is measured initially at its cost, including related transaction costs and borrowing costs.

2 主要會計政策概要(續)

2.5 物業及設備(續)

物業及設備的折舊採用以下的估計可使用年期將成本按直線法分攤至剩餘價值計算：

| | |
|----------|---------------------|
| 酒店物業(結構) | 28至30年 |
| 樓宇 | 50年可使用年期 或租期的較短者 |
| 傢俬及辦公室設備 | 5年 |
| 汽車 | 3至5年 |

資產的剩餘價值及可使用年期在每個結算日進行檢討，及在適當時調整。若資產的賬面值高於其估計可收回金額，其賬面值即時撇減至可收回金額(附註2.9)。

在建工程指於建設工程尚未完工，而於完工後，管理層擬因在日常業務過程中提供貨品或服務而持有之樓宇之投資。該等物業按成本列賬，當中包括就建設該等物業直接應計的建設開支、借貸成本及其他直接成本減去任何減值虧損。物業於完工後轉撥至適當的物業及設備分項，按成本減累計減值虧損列賬。在建工程直至完工及投入作商業用途前不作折舊。

出售之收益及虧損乃按所得款項與賬面值之差額釐定，並列入綜合收益表中。

2.6 投資物業

為獲得長期租金收益或資本增值或兩者兼備而持有，且並非由本集團佔用的物業分類為投資物業。投資物業亦包括屬於在建或發展作未來用途之投資物業。

投資物業包括以經營租賃持有的土地及以融資租賃持有的樓宇。以經營租賃持有的土地，如符合投資物業其餘定義，按投資物業分類及記賬。經營租賃猶如其為融資租賃而記賬。

投資物業初始按其成本計量，包括相關交易成本及借貸成本。

2 Summary of Significant Accounting Policies (Continued)

2.6 Investment properties (Continued)

After initial recognition, investment property is carried at fair value. Valuation processes and techniques are described in Note 8.

The fair value of investment property reflects, among other things, rental income from current leases and assumptions about rental income from future leases in the light of current market conditions. The fair value also reflects, on a similar basis, any cash outflows that could be expected in respect of the property. Some of those outflows are recognised as a liability, including finance lease liabilities in respect of land classified as investment property; others, including contingent rent payments, are not recognised in the financial statements.

Subsequent expenditure is charged to the asset's carrying amount only when it is probable that future economic benefits associated with the item will flow to the Group and the cost of the item can be measured reliably. All other repairs and maintenance costs are expensed in the income statement during the financial period in which they are incurred.

Changes in fair values of investment property are recognised in the consolidated income statement.

If an investment property becomes owner-occupied, it is reclassified as properties and equipment, and its fair value at the date of reclassification becomes its cost for accounting purposes.

If an item of properties and equipment becomes an investment property because its use has changed, any difference between the carrying amount and the fair value of this item at the date of transfer is recognised in other comprehensive income and taken directly to equity as a valuation of properties and equipment under HKAS 16. However, if a fair value gain reverses a previous impairment loss, the gain is recognised in the consolidated income statement.

Where a property for sale undergoes a change in use, evidenced by commencement of an operating lease to another party, the property is transferred to investment property.

Where an investment property undergoes a change in use, evidenced by commencement of development with a view to sale, the property is transferred to inventories. A property's deemed cost for subsequent accounting as inventories is its fair value at the date of change in use.

2 主要會計政策概要(續)

2.6 投資物業(續)

於初始確認後，投資物業按公平值列賬。估值程序及技術詳載於附註8。

投資物業的公平值反映(其中包括)來自現有租賃的租金收入及在現時市場情況下未來租賃的租金收入假設。公平值亦反映在類似基準下物業預期的任何現金流出。此等現金流出部份確認為負債，包括列為投資物業的土地有關的融資租賃負債；而其他(包括或然租金款項)則不在財務報表列賬。

其後支出只有在與該項目有關的未來經濟利益有可能流入本集團，而該項目的成本能可靠衡量時，才計入在資產的賬面值中。所有其他維修及保養成本在產生的財政期間內於收益表支銷。

投資物業公平值變動於綜合收益表中確認。

倘投資物業成為業主自用，則重新分類為物業及設備，而就會計而言，其於重新分類當日之公平值成為其成本。

倘物業及設備項目因其用途改變而成為投資物業，根據香港會計準則第16號，該項目於轉讓當日之賬面值與公平值間之差額將於其他全面收入內確認，並作為物業及設備估值直接計入權益。然而，倘公平值收益導致過往之減值虧損出現轉回，有關收益將於綜合收益表內確認。

若某項出售物業更改用途(以給予另一方經營租賃開始為證明)，則該物業會撥入投資物業。

若某項投資物業更改用途(以開始發展以作出售用途為證明)，則該物業會撥入存貨。有關物業於更改用途日期之公平值將被視為其存貨日後會計之成本。

2 Summary of Significant Accounting Policies (Continued)

2.7 Properties under development for sale and completed properties for sale

Properties under development for sale and completed properties for sale are included in current assets at the lower of cost and net realisable value.

The costs of properties under development for sale and completed properties for sale consist of land costs, construction expenditures, borrowing costs capitalised and other direct costs. Net realisable value is based on estimated selling price in the ordinary course of business as determined by management with reference to the prevailing market conditions, less further costs expected to be incurred to completion and selling and marketing costs.

2.8 Goodwill

Goodwill arises on the acquisition of subsidiaries represents the excess of the consideration transferred, the amount of any non-controlling interests in the acquiree and the acquisition-date fair value of any previous equity interest in the acquiree over the fair value of the identified net assets acquired.

For the purpose of impairment testing, goodwill acquired in a business combination is allocated to each of the cash generating units ("CGUs"), or groups of CGUs, that is expected to benefit from the synergies of the combination. Each unit or group of units to which the goodwill is allocated represents the lowest level within the entity at which the goodwill is monitored for internal management purposes. Goodwill is monitored at the operating segment level.

Goodwill impairment reviews are undertaken annually or more frequently if events or changes in circumstances indicate a potential impairment. The carrying value of goodwill is compared to the recoverable amount, which is the higher of value in use and the fair value less costs to sell. Any impairment is recognised immediately as an expense and is not subsequently reversed.

2 主要會計政策概要(續)

2.7 可供出售之發展中物業及可供出售之已落成物業

可供出售之發展中物業及可供出售之已落成物業乃按成本值及可變現淨值兩者中的較低者列入流動資產內。

可供出售之發展中物業及可供出售之已落成物業之成本包括土地成本、建造開支、已資本化之借貸成本及其他直接成本。變現淨值乃於日常業務過程中管理層參照當時市況釐定的估計售價，減去預期至完工時產生的其他成本以及銷售及市場推廣費用計算。

2.8 商譽

商譽於收購附屬公司時產生，代表轉讓代價、於被購買方的任何非控股權益金額及於收購日期於被購買方的先前股權公平值超出本公司於已收購可識別資產淨值中之公平值。

就減值測試而言，於業務合併中收購的商譽被分配至預期受惠於合併之協同效應之各現金產生單位（「現金產生單位」）或一組現金產生單位。獲分配商譽之各單位或一組單位代表就內部管理目的而言，商譽被監察之實體之最低層面。商譽於營運分部層面被監察。

商譽減值審閱每年或倘出現事件或變動顯著出現潛在減值的情況下更頻密地進行。商譽的賬面值與可收回金額（即使用價值與公平值減銷售成本之較高者）比較。任何減值即時確認為開支，其後不會被撥回。

2 Summary of Significant Accounting Policies (Continued)

2.9 Impairment of assets

Assets that have an indefinite useful life are not subject to amortisation, which are at least tested annually for impairment and are reviewed for impairment whenever events or changes in circumstances indicate that the carrying amount may not be recoverable. Assets that are subject to amortisation are reviewed for impairment whenever events or changes in circumstances indicate that the carrying amount may not be recoverable. An impairment loss is recognised for the amount by which the asset's carrying amount exceeds its recoverable amount. The recoverable amount is the higher of an asset's fair value less costs to sell and value in use. For the purposes of assessing impairment, assets are grouped at the lowest levels for which there are separately identifiable cash flows (cash-generating units). Non-financial assets other than goodwill that suffered an impairment are reviewed for possible reversal of the impairment at each reporting date.

2.10 Financial assets

The Group classifies its financial assets in the following categories: (a) at fair value through profit or loss, (b) loans and receivable, and (c) available-for-sale. The classification depends on the purpose for which the financial assets were acquired. Management determines the classification of its financial assets at initial recognition.

2.10.1 Classification

(a) Financial assets at fair value through profit or loss

A financial asset is classified in this category if acquired principally for the purpose of selling in the short term. Derivatives are also categorised as held for trading unless they are designated as hedges. Assets in this category are classified as current asset if expected to be settled within 12 months; otherwise, they are classified as non-current.

(b) Loans and receivables

Loans and receivables are non-derivative financial assets with fixed or determinable payments that are not quoted in an active market. They are included in current assets, except for maturities greater than 12 months after the balance sheet date, which are classified as non-current assets.

(c) Available-for-sale financial assets

Available-for-sale financial assets are non-derivatives that are either designated in this category or not classified in any of the other categories. They are included in non-current assets unless management intends to dispose of the investment within 12 months of the balance sheet date.

2 主要會計政策概要(續)

2.9 資產減值

擁有無限可用年期之資產毋須攤銷，並於每年進行減值測試及每當出現事項或情況轉變顯示不可收回賬面值時檢討有否減值。受攤銷所限之資產在每當出現事項或情況轉變顯示賬面值不可收回時檢討有否減值。減值虧損按資產賬面值超出其可收回金額之金額確認。可收回金額為資產之公平值減銷售成本與使用價值之較高者。於評估減值時，資產將按可單獨識別現金流量之最低水平（現金產生單位）集中歸類。出現減值之非財務資產（商譽除外）將於各個呈報日期就減值是否有機會撥回進行檢討。

2.10 財務資產

本集團將其財務資產分類為以下類別：(a) 按公平值透過損益列賬之財務資產、(b) 貸款及應收款項，及(c) 可供出售財務資產。分類取決於收購財務資產之目的。管理層於初步確認時釐定其財務資產之分類。

2.10.1 分類

(a) 按公平值透過損益列賬之財務資產

主要收購目的為在短期內出售之財務資產分類為此類別。衍生工具亦分類為持作買賣用途，惟指定為對沖項目者則除外。此類別內之資產如預期於十二個月內結算，會分類為流動資產，否則分類為非流動資產。

(b) 貸款及應收款項

貸款及應收款項為非衍生財務資產，有固定或可釐定付款額且不會在活躍市場上報價。此等款項計入流動資產內，但到期日由結算日起計超過十二個月者，則分類為非流動資產。

(c) 可供出售財務資產

可供出售財務資產為指定劃入該類別或未分類為任何其他類別之非衍生項目，除非管理層計劃於結算日起計十二個月內出售有關投資，否則可供出售財務資產將計入非流動資產內。

2 Summary of Significant Accounting Policies (Continued)

2.10 Financial assets (Continued)

2.10.2 Recognition and measurement

Regular way purchases and sales of financial assets are recognised on the trade-date — the date on which the Group commits to purchase or sell the assets. Investments are initially recognised at fair value plus transaction costs for all financial assets not carried at fair value through profit or loss. Financial assets carried at fair value through profit or loss are initially recognised at fair value and transaction costs are expensed in the consolidated income statement. Financial assets are derecognised when the rights to receive cash flows from the investments have expired or have been transferred and the Group has transferred substantially all risks and rewards of ownership. Available-for-sale financial assets and financial assets at fair value through profit or loss are subsequently carried at fair value. Loans and receivables are carried at amortised cost using the effective interest method.

Gains or losses arising from changes in the fair value of the “financial assets at fair value through profit or loss” category are presented in the consolidated income statement within “other income/gains, net”, in the period in which they arise. Dividend income from financial assets at fair value through profit or loss is recognised in the consolidated income statement as part of “other income/gains, net” when the Group’s right to receive payments is established.

Changes in the fair value of monetary and non-monetary securities classified as available-for-sale are recognised in other comprehensive income.

When securities classified as available-for-sale are sold or impaired, the accumulated fair value adjustments recognised in equity are included in the consolidated income statement.

Interest on available-for-sale debt securities calculated using the effective interest method is recognised in the consolidated income statement as part of “other income/gains, net”. Dividends on available-for-sale equity instruments are recognised in the consolidated income statement as part of “other income/gains, net” when the Group’s right to receive payments is established.

The fair values of quoted investments are based on current bid prices. If the market for a financial asset is not active (and for unlisted securities), the Group established fair value by using valuation techniques. These include the use of recent arm’s length transactions, reference to other instruments that are substantially the same, discounted cash flow analysis, and option pricing models, making maximum use of market inputs and relying as little as possible on entity-specific inputs.

2 主要會計政策概要(續)

2.10 財務資產(續)

2.10.2 確認及計量

常規購買及出售之財務資產均於交易日(即本集團承諾購入或出售該等資產當日)確認。對於並非按公平值透過損益列賬之所有財務資產，其投資初始按公平值加交易成本確認。按公平值透過損益列賬之財務資產則初始按公平值確認，而交易成本則在綜合收益表支銷。當從投資收取現金流量之權利已到期或已轉讓，而本集團已將擁有權之絕大部份風險和回報實際轉移時，財務資產即終止確認。可供出售財務資產及按公平值透過損益列賬之財務資產其後則按公平值列賬。貸款及應收款項利用實際利率法按攤銷成本列賬。

「按公平值透過損益列賬之財務資產」類別之公平值變動所產生損益，於產生期間在綜合收益表內呈列為「其他收入／收益，淨額」。按公平值透過損益列賬之財務資產之股息收入於本集團收取有關款項之權利確立時於綜合收益表確認為「其他收入／收益，淨額」一部份。

分類為可供出售之貨幣及非貨幣證券公平值變動乃於其他全面收入中確認。

分類為可供出售之證券於售出或減值時，於權益中確認之累計公平值調整會計入綜合收益表。

可供出售債務證券以實際利率法計算之利息在綜合收益表內確認為「其他收入／收益，淨額」一部份。可供出售股本工具之股息則於本集團收取有關款項之權利確立時在綜合收益表內確認為「其他收入／收益，淨額」一部份。

有報價之投資之公平值根據當時之買盤價計算。若某項財務資產之市場並不活躍(及就非上市證券而言)，本集團利用估值方法設定公平值。該等方法包括利用近期公平原則交易、參考大致相同之其他工具、貼現現金流量分析法和期權定價模式，充分利用市場數據而盡量少依賴實體特有之數據。

2 Summary of Significant Accounting Policies (Continued)

2.10 Financial assets (Continued)

2.10.3 Impairment of financial assets

The Group assesses at each balance sheet date whether there is objective evidence that a financial asset or a group of financial assets is impaired. In the case of equity securities classified as available-for-sale, a significant or prolonged decline in the fair value of the security below its cost is considered as an indicator that the securities are impaired. If any such evidence exists for available-for-sale financial assets, the cumulative loss — measured as the difference between the acquisition cost and the current fair value, less any impairment loss on that financial asset previously recognised in profit or loss — is removed from equity and recognised in the consolidated income statement. Impairment losses recognised in the consolidated income statement on equity instruments are not reversed through the consolidated income statement.

Impairment testing of accounts receivable is described in Note 2.11.

2.11 Accounts receivable

Accounts receivable are non-derivative financial assets with fixed or determinable payments that are not quoted in an active market. They are recognised initially at fair value and subsequently measured at amortised cost using the effective interest method, less provision for impairment. A provision for impairment of accounts receivable is established when there is objective evidence that the Group will not be able to collect all amounts due according to the original terms of receivable. The amount of the provision is the difference between the asset's carrying amount and the present value of estimated future cash flows, discounted at the effective interest rate. The amount of the provision is recognised in the consolidated income statement.

2.12 Cash and cash equivalents

Cash and cash equivalents include cash on hand, deposits held at call with banks and other short-term highly liquid investments with original maturities of three months or less.

2 主要會計政策概要(續)

2.10 財務資產(續)

2.10.3 財務資產減值

本集團於各結算日評估是否有客觀證據表明某項財務資產或某組財務資產經已減值。對於分類為可供出售之股本證券，證券公平值若大幅度或長期跌至低於其成本值，會被視為證券已經顯示減值。若可供出售財務資產存在此等證據，累計虧損(按收購成本與當時公平值之差額，減該財務資產之前在損益確認之任何減值虧損計算)自權益中剔除並在綜合收益表確認。在綜合收益表確認之股本工具減值虧損不會透過綜合收益表撥回。

應收賬款之減值測試於附註2.11概述。

2.11 應收賬款

應收賬款為非衍生財務資產，有固定或可釐定付款額且不會在活躍市場上報價。這些款項初始按公平值確認，而其後則採用實際利率法按已攤銷成本扣除減值撥備計量。倘有客觀憑證顯示本集團將不能按應收賬款之原有條款收回所有到期款項，則會對應收賬款作出減值撥備。撥備之數額為資產賬面值與估計未來現金流量現值之間之差額，並按實際利率貼現。撥備之數額於綜合收益表中確認。

2.12 現金及現金等價物

現金及現金等價物包括手頭現金、存於銀行之通知存款，及其他原定期限為三個月或以內而流通量極高之短期投資。

2 Summary of Significant Accounting Policies (Continued)

2.13 Share capital

Ordinary shares are classified as equity. Incremental costs directly attributable to the issue of new shares or options are shown in equity as a deduction, net of tax, from the proceeds.

Where any group company purchases the Company's equity share capital, the consideration paid, including any directly attributable incremental costs (net of income taxes), is deducted from equity attributable to the Company's equity holders until the shares are cancelled.

2.14 Borrowings

Borrowings are recognised initially at fair value, net of transaction costs incurred. Transaction costs are incremental costs that are directly attributable to the acquisition, issue or disposal of a financial asset or financial liability, including fees and commissions paid to agents, advisers, brokers and dealers, levies by regulatory agencies and securities exchanges, and transfer taxes and duties. Borrowings are subsequently stated at amortised cost; any difference between the proceeds (net of transaction costs) and the redemption value is recognised in the consolidated income statement over the period of the borrowings using the effective interest method.

2.15 Borrowing costs

General and specific borrowing costs directly attributable to the acquisition, construction or production of qualifying assets, which are assets that necessarily take a substantial period of time to get ready for their intended use or sale, are added to the cost of those assets, until such time as the assets are substantially ready for their intended use or sale.

Investment income earned on the temporary investment of specific borrowings pending their expenditure on qualifying assets is deducted from the borrowing costs eligible for capitalisation.

All other borrowing costs are recognised in profit or loss in the period in which they are incurred.

Borrowing costs include interest expense, finance charges in respect of finance lease and exchange differences arising from foreign currency borrowings to the extent that they are regarded as an adjustment to interest costs. The exchange gains and losses that are an adjustment to interest costs include the interest rate differential between borrowing costs that would be incurred if the entity had borrowed funds in its functional currency, and the borrowing costs actually incurred on foreign currency borrowings. Such amounts are estimated based on forward currency rates at the inception of the borrowings.

2 主要會計政策概要(續)

2.13 股本

普通股份類為股本。發行新股或購股權直接應佔之新增成本乃於股本內列作所得款項(扣除稅項)之扣減。

倘任何集團成員公司購買本公司之權益股本，則所支付之代價(包括任何直接應佔之新增成本減去所得稅)乃從本公司股權持有人應佔股本中扣除，直至該等股份被註銷。

2.14 借貸

借貸初始按公平值(扣除已產生之交易成本)確認。交易成本為收購、發行或出售財務資產或財務負債直接應佔之新增成本，包括向代理、顧問、經紀及交易商支付之費用及佣金、監管代理機構及證券交易所徵收之款項及過戶登記稅項及稅款。借貸其後按已攤銷成本列賬；所得款項(扣除交易成本)與贖回價值間之任何差額於借貸期使用實際利率法於綜合收益表內確認。

2.15 借貸成本

可直接歸屬且需經較長時間的收購、建造或生產活動方能達至預定可使用或出售狀態的合資格資產的一般及特定借貸成本，計入該等資產的成本，直至達至其預定可使用或出售狀況為止。

尚未使用於合資格資產的特定借貸作短期投資賺取的投資收入，於合資格資本化的借貸成本中扣除。

所有其他借貸成本於其產生期間於損益確認。

借貸成本包括利息費用、融資租賃的融資費用和被視為對利息費用的調整的外幣借款匯兌差額。作為利息費用的調整項目的匯兌收益和損失包括主體以功能貨幣借入資金本應發生的借貸成本與外幣借貸實際發生的借貸成本之間的利率差額。該等金額根據貸款開始日的遠期貨幣匯率估計。

2 Summary of Significant Accounting Policies (Continued)

2.15 Borrowing costs (Continued)

When the construction of the qualifying assets takes more than one accounting period, the amount of foreign exchange differences eligible for capitalisation is determined for each annual period and are limited to the difference between the hypothetical interest amount for the aforesaid functional currency borrowings and the actual interest incurred for foreign currency borrowings. Foreign exchange differences that did not meet the criteria for capitalisation in previous years are included in other (losses)/gains, net and are not capitalised in subsequent years.

The difference between the carrying amount of a financial liability extinguished or transferred to another party and the consideration paid, including any non-cash assets transferred or liabilities assumed, shall be recognised in profit or loss.

2.16 Current and deferred income tax

The tax expense for the year comprises current tax and deferred tax. Tax is recognised in the consolidated income statement, except to the extent that it relates to items recognised in other comprehensive income or directly in equity. In this case the tax is also recognised in other comprehensive income or directly in equity, respectively.

The current income tax charge is calculated on the basis of the tax laws enacted or substantively enacted at the balance sheet date in the countries where the Company and its subsidiaries, associates and joint ventures operate and generate taxable income. Management periodically evaluates positions taken in tax returns with respect to situations in which applicable tax regulation is subject to interpretation. It establishes provisions where appropriate on the basis of amounts expected to be paid to the tax authorities.

Deferred income tax is provided in full, using the liability method, on temporary differences arising between the tax bases of assets and liabilities and their carrying amounts in the consolidated financial statements. However, if the deferred income tax arises from initial recognition of an asset or liability in a transaction other than a business combination that at the time of the transaction affects neither accounting nor taxable profit or loss, it is not accounted for. Deferred income tax is determined using tax rates and laws that have been enacted or substantively enacted by the balance sheet date and are expected to apply when the related deferred income tax asset is realised or the deferred income tax liability is settled.

2 主要會計政策概要(續)

2.15 借貸成本(續)

如果合資格資產的建造期跨越一個以上會計期間，符合資本化條件的匯兌差額在每一年度期間確定，且該金額以上述功能貨幣借貸的虛擬利息金額與外幣借貸實際發生的利息之間的差額為限。以前年度不符合資本化條件的匯兌差額已包含於其他(虧損)/收益，淨額內，且在後續年度不得予以資本化。

終止確認財務負債賬面值或將其轉移至另一方與已支付代價(包括任何非現金資產轉讓或負債承擔)之間的差額於損益中確認。

2.16 即期及遞延所得稅

年內稅項費用包括即期稅項及遞延稅項。稅項均於綜合收益表確認，惟如有關稅項與於其他全面收入確認或直接於權益內確認之項目相關之情況則除外。在此情況下，稅項亦分別於其他全面收入確認或直接於權益中確認。

即期所得稅開支乃按結算日本公司及其附屬公司、聯營公司及合營公司經營業務及產生應課稅收入所在國家已頒佈或實質已頒佈之稅法計算。管理層定期評估適用稅法須受到相關詮釋規限情況下之納稅申報狀況，並在適當情況下按預期將支付稅務機關的款項基準計提撥備。

遞延所得稅乃利用負債法就資產與負債之稅基與彼等在綜合財務報表之賬面值兩者之暫時差額作全數撥備。然而，若遞延所得稅來自在交易(不包括業務合併)中對資產或負債的初始確認，而在交易時不影響會計損益或應課稅盈虧，則不作記賬。遞延所得稅採用在結算日前已頒佈或實質頒佈，並在有關之遞延所得稅資產變現或遞延所得稅負債結算時預期將會適用之稅率及法例而釐定。

2 Summary of Significant Accounting Policies (Continued)

2.16 Current and deferred income tax (Continued)

Deferred income tax assets are recognised to the extent that it is probable that future taxable profit will be available against which the temporary differences can be utilised.

Deferred income tax is provided on temporary differences arising on investments in subsidiaries, associates and joint ventures, except where the timing of the reversal of the temporary difference is controlled by the Group and it is probable that the temporary difference will not reverse in the foreseeable future.

Deferred income tax assets and liabilities are offset when there is a legally enforceable right to offset current tax assets against current tax liabilities and when the deferred income taxes assets and liabilities relate to income taxes levied by the same taxation authority on either the taxable entity or different taxable entities where there is an intention to settle the balances on a net basis.

2.17 Employee benefits

Group companies operate defined contribution plans only. The Group pays contributions to publicly or privately administered pension insurance plans on a mandatory or contractual basis. The Group has no further payment obligations once the contributions have been paid. The contributions are recognised as employee benefit expense when they are due. Prepaid contributions are recognised as an asset to the extent that a cash refund or a reduction in the future payments is available.

2.18 Provisions

Provisions are recognised when: the Group has a present legal or constructive obligation as a result of past events; it is probable that an outflow of resources will be required to settle the obligation; and the amount has been reliably estimated. Provisions are not recognised for future operating losses.

Where there are a number of similar obligations, the likelihood that an outflow will be required in settlement is determined by considering the class of obligations as a whole. A provision is recognised even if the likelihood of an outflow with respect to any one item included in the same class of obligations may be small.

2 主要會計政策概要(續)

2.16 即期及遞延所得稅(續)

遞延所得稅資產乃就有可能將未來應課稅溢利與可動用之暫時差額抵銷而確認。

遞延所得稅會就有關在附屬公司、聯營公司及合營公司之投資所產生之暫時差額而撥備，但假若本集團可控制暫時差額之撥回，並有可能在可預見未來不會撥回則除外。

當存在法律上可執行權利以將本期稅項資產抵銷本期稅項負債，以及當遞延收入稅項資產及負債乃關於同一稅務機關對應課稅實體或不同應課稅實體(而其有意按淨額基準償付餘款)所徵收之所得稅時，遞延所得稅資產可抵銷負債。

2.17 僱員福利

本集團屬下公司僅設有界定供款計劃。本集團向公營或私人管理退休保險計劃作出強制或合約性質供款。作出供款後，本集團毋須作進一步供款承擔。該等供款會於到期支付時確認為僱員福利開支。可提供現金退還或扣減未來付款之預付供款會確認為資產。

2.18 撥備

在出現以下情況時作出撥備：本集團因已發生的事件而產生現有的法律或推定責任；可能需要有資源流出以償付責任；金額已經可靠估計。未來經營虧損概不作撥備。

如有多項類似責任，其需要在償付中流出資源的可能性是根據責任的類別作整體考慮。即使在同一責任類別所包含的任何一個項目相關的資源流出的可能性極低，仍須確認撥備。

2 Summary of Significant Accounting Policies (Continued)

2.19 Revenue recognition

Revenue comprises the fair value of the consideration received or receivable for the sales of properties and services rendered in the ordinary course of the Group's activities. Revenue is recognised as follows:

(a) Sales of properties

Revenue from sales of properties is recognised when the significant risks and rewards of the properties are transferred to the buyers, which is when the construction of the relevant properties have been completed, notification of delivery of properties have been issued to the buyers and collectability of related receivables pursuant to the sale agreements is reasonably assured.

Deposits and instalments received on properties sold prior to transfer of the significant risks and rewards of the properties are included as deferred revenue under current liabilities.

(b) Rental income

Rental income is recognised on a straight-line basis over the period of the relevant leases.

(c) Property management fees

Property management fees are recognised when the services are rendered.

(d) Hotel operations

Revenue from hotel operations is recognised upon provision of services.

(e) Interest income

Interest income is recognised on a time-proportion basis using the effective interest method.

(f) Government grants

A government grant is recognised when there is reasonable assurance that the Group will comply with the conditions attaching with it and that the grant will be received.

Grants relating to income are deferred and recognised in the consolidated income statement over the period necessary to match them with the costs they are intended to compensate. Grants relating to the purchase of properties and equipment are included in non-current liabilities as deferred income and are credited to the consolidated income statement on a straight-line basis over the expected lives of the related assets. Amounts received for which the earning process has not been completed are accounted for as deferred revenue.

2 主要會計政策概要(續)

2.19 收入確認

收入包括於本集團一般業務中出售物業及提供服務收取或應收之代價之公平值。收入確認如下：

(a) 物業銷售

銷售物業所得之收入乃於物業之重大風險及回報轉移至買家時(即於已完成有關物業之興建、已向買家發出交付物業之通知及可合理確定根據銷售協議相關應收款項之可收回性之時)確認。

於物業之重大風險及回報轉移之前就銷售物業所收取之按金及分期款項乃計入流動負債項下之遞延收入。

(b) 租金收入

租金收入按有關租賃期限以直線法確認。

(c) 物業管理費

物業管理費於提供服務時確認。

(d) 酒店營運

酒店營運收益於提供服務時確認。

(e) 利息收入

利息收入採用實際利率法按時間比例確認。

(f) 政府補助

政府補助於可合理地確定將會收取而本集團符合所有相關條件時確認入賬。

有關收入之補助均會於符合擬彌償成本所需之期間遞延並在綜合收益表確認入賬。有關購入物業及設備之補助計入非流動負債為遞延收入，在相關資產之預計年期內以直線基準計入綜合收益表內。賺取收益過程尚未完成的已收款項入賬列作遞延收入。

2 Summary of Significant Accounting Policies (Continued)

2.19 Revenue recognition (Continued)

(g) Dividend income

Dividend income is recognised when the right to receive payment is established.

2.20 Operating leases (as the lessee)

Leases where a significant portion of the risks and rewards of ownership are retained by the lessor are classified as operating leases.

(a) The Group is the lessee other than operating lease of land use rights

Payments made under operating leases (net of any incentives received from the lessor) are charged to the consolidated income statement on a straight-line basis over the period of the leases.

(b) The Group is the lessee under operating lease of land use rights

The Group made upfront payments to obtain operating leases of land use rights for property development.

For land use rights to be developed for investment properties which are measured at fair values, the upfront payments are included in the cost of investment properties and accounted for as finance lease (Note 2.6).

For land use rights to be developed for hotel properties and self-use buildings, the upfront payments are separately recorded as assets and amortised over the periods of the land use rights on a straight-line basis. During the period of time that is required to develop the properties for their intended use, the land amortisation is capitalised as the cost of construction-in-progress. During other periods, the land amortisation is charged to the consolidated income statement.

For land use rights to be developed for properties for sale, the upfront payments are included as properties under development for sale or completed properties for sale.

2 主要會計政策概要(續)

2.19 收入確認(續)

(g) 股息收入

股息收入在收取款項的權利確定時確認。

2.20 經營租賃(作為承租人)

當擁有權的重大部份風險及回報由出租人保留時，有關租賃分類為經營租賃。

(a) 本集團為承租人(土地使用權經營租賃除外)

根據經營租賃支付的款項(扣除收取出租人的任何獎勵)於租賃期內以直線法在綜合收益表支銷。

(b) 本集團為土地使用權經營租賃下之承租人

本集團就物業發展獲取土地使用權之經營租賃需預先支付款項。

用作發展投資物業的土地使用權按公平值計量，而所支付款項則計入投資物業的成本並入賬列為融資租賃(附註2.6)。

用作發展酒店物業及自用樓宇之土地使用權，所付款項分開記錄為資產並於土地使用權期內以直線法攤銷。於按其擬定用途發展物業之期間，土地攤銷會被資本化以作為在建工程之成本。於其他期間，土地攤銷於綜合收益表中支銷。

有關發展作銷售用途的物業所使用的土地使用權，預付支付款項計入可供出售之發展中物業或可供出售之已落成物業。

2 Summary of Significant Accounting Policies (Continued)

2.21 Insurance contracts

The Group regards its financial guarantee contracts in respect of mortgage facilities provided to certain property purchasers and guarantees provided to its joint ventures and subsidiaries as insurance contracts.

The Group assesses at each balance sheet date the liabilities under its insurance contracts using current estimates of future cash flows. Changes in carrying amount of these insurance liabilities are recognised in the consolidated income statement.

2.22 Dividend distribution

Dividend distribution to the Company's shareholders is recognised as a liability in the Group's and the Company's financial statements in the period in which the dividends are approved by the Company's shareholders.

3 Financial Risk Management

3.1 Financial risk factors

The Group's activities expose it to a variety of financial risks: foreign exchange risk, credit risk, liquidity risk and cash flow and fair value interest-rate risk. The Group's overall risk management policy focuses on the unpredictability of financial markets and seeks to minimise potential adverse effect on the Group's financial performance. The Group regularly monitors its exposure and currently considers not necessary to hedge any of these financial risks.

(a) Foreign exchange risk

Foreign exchange risks as defined by HKFRS 7 arise on account of monetary assets and liabilities being denominated in a currency that is not the functional currency; differences resulting from the translation of financial statements into the Group's presentation currency are not taken into consideration.

Majority of the Group's subsidiaries operate in Mainland China, with most of the transactions denominated in Renminbi. The Group is exposed to foreign exchange risk arising from the exposure of Renminbi against US dollar, Hong Kong dollar and Euro. It has not hedged its foreign exchange rate risk.

In addition, the conversion of Renminbi into foreign currencies is subject to the rules and regulations of the foreign exchange control promulgated by the Mainland China government.

2 主要會計政策概要(續)

2.21 保險合約

本集團將有關給予若干物業買家之按揭信貸及給予其合營公司及附屬公司之擔保之財務擔保合約視為保險合約。

本集團會於各結算日利用現時對未來現金流量之估計評估其於保險合約下之責任。此等保險責任之賬面值變動會於綜合收益表確認。

2.22 股息分派

向本公司股東分派的股息在股息獲本公司股東批准的期間內於本集團及本公司的財務報表內列為負債。

3 財務風險管理

3.1 財務風險因素

本集團之業務令其承受多種財務風險：外匯風險、信貸風險、流動資金風險及現金流及公平值利率風險。本集團的整體風險管理政策專注於金融市場的不可預測性，並力求減低對本集團財務表現的潛在不利影響。本集團定期監察其承受風險情況，並認為至目前為止無須為任何此等財務風險進行對沖。

(a) 外匯風險

香港財務報告準則第7號所界定之外匯風險乃因以功能貨幣以外之貨幣計值之貨幣資產及負債而產生；但並無計及因將財務賬目換算為本集團之呈列貨幣所產生之匯兌差額。

本集團大部份附屬公司均於中國大陸經營，而大部份交易均以人民幣計值。本集團須承受之外匯風險由人民幣兌美元、港元及歐元匯率引致。本集團並無就外幣匯率風險作出對沖。

此外，將人民幣換算為外幣須受中國大陸政府所頒佈之外匯管制規則及規例監管。

3 Financial Risk Management (Continued)

3.1 Financial risk factors (Continued)

(a) Foreign exchange risk (Continued)

At 31st December 2017, if Renminbi had weakened/strengthened by one percentage-point against US dollar with all other variables held constant (assuming no capitalization of exchange difference), post-tax profit for the year would have been HK\$0.9 million higher/lower (2016: HK\$0.5 million higher/lower), mainly as a result of foreign exchange gains/losses on translation of US dollar denominated bank deposits and borrowings.

At 31st December 2017, if Renminbi had weakened/strengthened by one percentage-point against HK dollar with all other variables held constant (assuming no capitalisation of exchange difference), post-tax profit for the year would have been HK\$17.8 million lower/higher (2016: HK\$9.8 million higher/lower), mainly as a result of foreign exchange gains/losses on translation of HK dollar denominated bank deposits and borrowings.

At 31st December 2017, if Renminbi had weakened/strengthened by one percentage-point against Euro with all other variables held constant (assuming no capitalisation of exchange difference), post-tax profit for the year would have been HK\$0.1 million higher/lower (2016: HK\$10.1 million lower/higher), mainly as a result of foreign exchange losses/gains on translation of Euro denominated bank deposits and borrowings.

(b) Credit risk

The Group's credit risk is primarily attributable to deposits with banks and financial institutions and credit exposures to customers. The Group has credit policies in place and exposures to these credit risks are monitored on an ongoing basis.

The Group manages its deposits with banks and financial institutions by monitoring credit ratings. At 31st December 2017, deposits with banks amounted to HK\$5,801 million (2016: HK\$6,313 million) were placed with a number of international/national/provincial/municipal financial institutions with sound credit ratings.

In respect of credit exposures to customers, the Group normally receives deposits or progress payments from sales of residential properties prior to completion of the sales transactions, and bills customers in advance for property management service.

3 財務風險管理(續)

3.1 財務風險因素(續)

(a) 外匯風險(續)

於二零一七年十二月三十一日，倘人民幣兌美元下跌／上升1個百分點，而所有其他變數保持不變(假設概無資本化匯兌差額)，則年度除稅後溢利將增加／減少0.9百萬港元(二零一六年：增加／減少0.5百萬港元)，主要是由於換算以美元計值之銀行存款及借貸而產生外匯收益／虧損所致。

於二零一七年十二月三十一日，倘人民幣兌港元下跌／上升1個百分點，而所有其他變數保持不變(假設概無資本化匯兌差額)，則年度除稅後溢利將減少／增加17.8百萬港元(二零一六年：增加／減少9.8百萬港元)，主要是由於換算以港元計值之銀行存款及借貸而產生外匯收益／虧損所致。

於二零一七年十二月三十一日，倘人民幣兌歐元下跌／上升1個百分點，而所有其他變數保持不變(假設概無資本化匯兌差額)，則年度除稅後溢利將增加／減少0.1百萬港元(二零一六年：減少／增加10.1百萬港元)，主要是由於換算以歐元計值之銀行存款及借貸而產生外匯虧損／收益所致。

(b) 信貸風險

本集團之信貸風險主要是由銀行及財務機構存款及客戶信貸風險所引致。本集團已制定信貸政策並持續監控該等信貸風險。

本集團透過監控信貸評級管理其銀行及財務機構之存款。於二零一七年十二月三十一日，銀行存款為數5,801百萬港元(二零一六年：6,313百萬港元)乃存置於具良好信貸評級之多家國際／全國性／省級／市級財務機構。

就客戶所承受之信貸風險而言，本集團通常於完成有關交易前就出售住宅物業銷售而收取按金或進度款項，並於提供物業管理服務前向客戶收取款項。

3 Financial Risk Management (Continued)

3.1 Financial risk factors (Continued)

(b) Credit risk (Continued)

The Group has arranged bank financing for certain purchasers of property units and has provided guarantees to secure the purchasers' obligations for repayments. If a purchaser defaults on the payment of its mortgage during the term of the guarantee, the bank holding the mortgage may demand the Group to repay the outstanding amount under the loan and any accrued interest thereon. Under such circumstances, the Group is able to retain the property sales proceeds received from the customers and sell the property to recover any amounts paid by the Group to the bank. In this regard, the Directors of the Company consider that the Group's credit risk is minimal.

The Group monitors the exposure to credit risk in respect of amounts due from joint ventures through jointly controlling their financial and operating policy decisions and reviewing their financial positions on a regular basis.

The maximum exposure to credit risk is represented by the carrying amount of each financial asset (other than equity securities included in available-for-sale financial assets and financial assets at fair value through profit or loss) in the balance sheet after deducting any impairment allowance, and guarantees provided to third parties. The Group's exposure to credit risk arising from accounts receivable is set out in Note 17.

(c) Liquidity risk

In managing the liquidity risk, the Group regularly and closely monitors its current and expected liquidity requirements to maintain its rolling cash flow at a level which is considered adequate by the Group to finance the Group's operations and to maintain sufficient cash to meet its business development requirements.

Management has periodically prepared cash flow projections and the Group has a number of alternative plans to offset the potential impact on the Group's business development and current operation, should there be circumstances that the anticipated cash flow may be affected by any unexpected changes in global/Mainland China economic conditions. The Company's directors consider that the Group will be able to maintain sufficient financial resources to meet its needs.

3 財務風險管理(續)

3.1 財務風險因素(續)

(b) 信貸風險(續)

本集團已為若干物業單位之買家安排銀行融資，並提供擔保以確保買家承擔還款之責任。倘買家於擔保期限內未能支付其按揭，則持有按揭之銀行可能會要求本集團償還貸款之未償還款項及其任何應計利息。在該等情況下，本集團可扣留自客戶收取之物業銷售所得款項並出售物業以收回任何本集團支付予銀行之款項。就此而言，本公司董事認為，本集團之信貸風險已降至最低。

本集團透過共同控制合營公司的財政及營運政策決定及定期審閱其財務狀況監控就應收合營公司款項所面對的信貸風險。

所承受之最大信貸風險為財務狀況表各財務資產(可供出售財務資產及計入按公平值透過損益列賬之財務資產之股本證券除外)之賬面值(扣減任何減值撥備)及向第三方提供的擔保。本集團就應收賬款所承受之信貸風險載於附註17。

(c) 流動資金風險

管理流動資金風險時，本集團定期並密切監控其現時及預期流動資金需求，以維持其滾存現金流量在本集團認為足夠之水平，以為本集團業務運作提供資金，以及維持足夠現金應付其業務發展所需。

管理層定期編製現金流量預測，且本集團備有不同方案，一旦全球／中國大陸經濟出現突變而對預期的現金流產生影響，該等方案可抵銷事件對本集團業務發展及目前經營的影響。本公司董事認為本集團將能維持足夠的財務資源，應付其營運所需。

3 Financial Risk Management (Continued)

3.1 Financial risk factors (Continued)

(c) Liquidity risk (Continued)

The table below analyses the Group's financial liabilities by relevant maturity groupings based on the remaining period at the balance sheet date to the contractual maturity dates. The amounts disclosed in the table are the contractual undiscounted cash flows.

| | | Less than 1 year 1年內 HK\$'000 千港元 | Between 1 and 2 years 1至2年 HK\$'000 千港元 | Between 2 and 5 years 2至5年 HK\$'000 千港元 | Over 5 years 超過5年 HK\$'000 千港元 |
|---|------------------------------|---|---|---|--|
| At 31st December 2017 | 於二零一七年 十二月三十一日 | | | | |
| Borrowings (including interests) | 借貸(包含利息) | 14,666,877 | 16,245,325 | 24,549,538 | 6,455,407 |
| Accounts payable and accruals and other payables (Note) | 應付賬款、應計款項 及其他應付款項 (附註) | 11,600,759 | — | — | — |
| Land cost payable | 應付土地成本 | 5,327 | 92,830 | — | — |
| Due to an associate | 應付一間聯營公司之 款項 | 6,603 | — | — | — |
| Due to related companies | 應付關連公司之款項 | 223,907 | — | — | — |
| Due to joint ventures | 應付合營公司之款項 | 3,208,176 | — | — | — |
| Due to non-controlling interests | 應付非控制性權益之 款項 | — | — | — | 539,409 |
| | | 29,711,649 | 16,338,155 | 24,549,538 | 6,994,816 |
| At 31st December 2016 | 於二零一六年 十二月三十一日 | | | | |
| Borrowings (including interests) | 借貸(包含利息) | 11,928,792 | 14,131,601 | 11,423,505 | 9,618,513 |
| Accounts payable and accruals and other payables (Note) | 應付賬款、應計款項 及其他應付款項 (附註) | 8,695,625 | — | — | — |
| Land cost payable | 應付土地成本 | 44,104 | 86,827 | — | — |
| Due to an associate | 應付一間聯營公司之 款項 | 6,170 | — | — | — |
| Due to related companies | 應付關連公司之款項 | 476,471 | — | — | — |
| Due to joint ventures | 應付合營公司之款項 | 3,253,214 | — | — | — |
| Due to non-controlling interests | 應付非控制性權益之 款項 | — | — | — | 504,071 |
| | | 24,404,376 | 14,218,428 | 11,423,505 | 10,122,584 |

Note: Excluding other taxes payable.

附註：不包括其他應付稅項。

3 財務風險管理(續)

3.1 財務風險因素(續)

(c) 流動資金風險(續)

下表顯示按相關到期組別劃分之本集團財務負債，根據由結算日至合約到期日之剩餘期間進行分析。表內所披露之金額為合約性未貼現現金流量。

3 Financial Risk Management (Continued)

3.1 Financial risk factors (Continued)

(c) Liquidity risk (Continued)

The table above excludes guarantees given to banks for mortgage facilities granted to certain buyers of the Group's properties (see Notes 3.1(b) and 36) as management considers the likely crystallisation of the guarantees to be as minimal.

(d) Cash flow and fair value interest-rate risk

The Group's interest-rate risk arises from interest bearing bank deposits/balances, borrowings and advances from/to joint ventures. Bank deposits/balances and borrowings issued at variable rates expose the Group to cash flow interest-rate risk. Borrowings issued at fixed rates expose the Group to fair value interest-rate risk. The Group has not hedged its cash flow and fair value interest-rate risk.

At 31st December 2017, if interest rates had increased/decreased by one percentage-point and all other variables were held constant, the net finance income (after taking into account the interest expenses capitalised in the properties under development, investment properties and construction-in-progress) would increase/decrease the Group's post-tax profit by approximately HK\$35 million (2016: HK\$44 million).

3.2 Capital risk management

The Group's objectives when managing capital are to safeguard the Group's ability to continue as a going concern in order to provide returns for equity owners and benefits for other stakeholders and to maintain an optimal capital structure to reduce the cost of capital.

In order to maintain or adjust the capital structure, the Group may adjust the amount of dividends paid to equity owners, issue new shares or sell assets to reduce debt.

The Group monitors capital based on gearing ratio. Gearing ratio is calculated as net debt divided by total equity as shown in the consolidated balance sheet. Net debt is calculated as total borrowings (including current and non-current borrowings, as shown in the consolidated balance sheet) less pledged/charged bank deposits and cash and cash equivalents.

3 財務風險管理(續)

3.1 財務風險因素(續)

(c) 流動資金風險(續)

上表不包括就授予本集團物業之若干買家之按揭貸款而向銀行作出之擔保(參見附註3.1(b)及36)，原因為管理層認為有關履行擔保之可能性已降至最低。

(d) 現金流及公平值利率風險

本集團之利率風險乃由有息銀行存款／結餘、借貸及應收／應付合營公司墊款產生。銀行存款／結餘及以浮動利率發放之借貸令本集團承受現金流利率風險。而以固定利率發放之借貸則令本集團承受公平值利率風險。本集團並無就其現金流及公平值利率風險作出對沖。

於二零一七年十二月三十一日，倘利率上升／下降1個百分點，而所有其他變數保持不變，則財務收入淨額(計入發展中物業、投資物業及在建工程中已資本化之利息開支)將會使本集團之稅後溢利上升／下降約35百萬港元(二零一六年：44百萬港元)。

3.2 資金風險管理

本集團管理資本之目標乃保障本集團能夠繼續根據持續基準經營，從而為股權持有人創造回報並使其他利益相關者受惠，以及維持最佳資本架構以降低資本成本。

本集團可透過調整派付予股權持有人之股息數額、發行新股或出售資產減少債務，藉以維持或調整資本架構。

本集團按資本負債比率基準監控資本。資本負債比率乃以負債淨額除以於綜合財務狀況表所示的權益總額計算。負債淨額乃以總借貸(包括綜合財務狀況表所示之流動及非流動借貸)減已抵押／押記銀行存款及現金及現金等價物計算。

3 Financial Risk Management (Continued)

3.2 Capital risk management (Continued)

The gearing ratios at 31st December 2017 and 2016 were as follows:

| | | 2017 二零一七年 HK\$'000 千港元 | 2016 二零一六年 HK\$'000 千港元 |
|---|-----------------------|----------------------------------|----------------------------------|
| Total borrowings | 總借貸 | 53,189,787 | 44,752,223 |
| Less: pledged/charged bank deposits and cash and cash equivalents | 減：已抵押／押記銀行存款及現金及現金等價物 | (5,802,832) | (6,314,948) |
| Net debt | 負債淨額 | 47,386,955 | 38,437,275 |
| Total equity | 權益總額 | 66,237,658 | 56,405,066 |
| Gearing ratio | 資本負債比率 | 72% | 68% |

The increase in the gearing ratio was mainly attributable to the increase in borrowings that finance property constructions.

3.3 Fair value estimation

The table below analyses financial instruments carried at fair value, by valuation method. The different levels have been defined as follows:

- Quoted prices (unadjusted) in active markets for identical assets or liabilities (Level 1).
- Inputs other than quoted prices included within Level 1 that are observable for the asset or liabilities, either directly (that is, as prices) or indirectly (that is, derived from prices) (Level 2).
- Inputs for the assets or liabilities that are not based on observable market data (that is, unobservable inputs) (Level 3).

3 財務風險管理(續)

3.2 資金風險管理(續)

於二零一七年及二零一六年十二月三十一日之資本負債比率如下：

資本負債比率上升主要由於投資於物業建築的借款增加所致。

3.3 公平值估算

下表以估值法分析按公平值計量之金融工具。不同級別之定義如下：

- 就相同資產或負債於活躍市場之報價(未調整)(第1級)。
- 就資產或負債可觀察之直接輸入數據(即如價格)或間接輸入數據(即自價格所計算者)(包括於第1級內的報價除外)(第2級)。
- 就資產或負債而言並非根據可觀察市場數據之輸入數據(即不可觀察數據)(第3級)。

3 Financial Risk Management (Continued)

3.3 Fair value estimation (Continued)

The following table presents the Group's financial assets that are measured at fair value at 31st December 2017. See Note 8 for disclosure relating to the investment properties which are measured at fair value.

| | | Level 1 第1級 HK\$'000 千港元 | Level 3 第3級 HK\$'000 千港元 | Total 總計 HK\$'000 千港元 |
|---|-----------------|-----------------------------------|-----------------------------------|--------------------------------|
| Financial assets at fair value through profit or loss | 按公平值透過損益列賬之財務資產 | 174,493 | 359 | 174,852 |
| Available-for-sale financial assets | 可供出售財務資產 | — | 4,259,343 | 4,259,343 |
| | | 174,493 | 4,259,702 | 4,434,195 |

The following table presents the Group's financial assets that are measured at fair value at 31st December 2016. See Note 8 for disclosure relating to the investment properties which are measured at fair value.

| | | Level 1 第1級 HK\$'000 千港元 | Level 3 第3級 HK\$'000 千港元 | Total 總計 HK\$'000 千港元 |
|---|-----------------|-----------------------------------|-----------------------------------|--------------------------------|
| Financial assets at fair value through profit or loss | 按公平值透過損益列賬之財務資產 | 83,249 | 335 | 83,584 |
| Available-for-sale financial assets | 可供出售財務資產 | — | 3,406,109 | 3,406,109 |
| | | 83,249 | 3,406,444 | 3,489,693 |

The fair value of financial instruments traded in active markets is based on quoted market prices at the balance sheet date. A market is regarded as active if quoted prices are readily and regularly available from an exchange, dealer, broker, industry group, pricing service, or regulatory agency, and those prices represent actual and regularly occurring market transactions on an arm's length basis. The quoted market price used for financial assets held by the Group is the current bid price. These instruments are included in Level 1. Instruments included in Level 1 comprise primarily equity investments in Mainland China and Hong Kong classified as trading securities.

The fair value of financial instruments that are not traded in an active market (for example, over-the-counter derivatives) is determined by using valuation techniques. These valuation techniques maximise the use of observable market data where it is available and rely as little as possible on entity specific estimates. If all significant inputs required to fair value an instrument are observable, the instrument is included in Level 2. There was no instrument included in Level 2 at 31st December 2016 and 2017.

3 財務風險管理(續)

3.3 公平值估算(續)

下表呈列於二零一七年十二月三十一日按公平值計量之本集團財務資產。有關按公平值計量的投資物業的披露見附註8。

下表呈列於二零一六年十二月三十一日按公平值計量之本集團財務資產。有關按公平值計量的投資物業的披露見附註8。

於活躍市場所買賣金融工具之公平值乃根據於結算日之所報市場價格計算。倘即時及定時透過交易所、交易商、經紀、業界組別、報價服務或監管機構獲得報價，且該等價格屬實際及定期按公平基準進行之市場交易，則市場可視為活躍。本集團所持財務資產所用之市場報價為目前之買入價。此等工具已計入第1級。第1級計入之工具主要包括分類為貿易證券的中國大陸及香港的股權投資。

未有在活躍市場買賣之金融工具(如場外衍生工具)之公平值乃採用估值法釐定。此等估值方法盡量運用所得之可觀察市場數據，並盡可能減少依賴實體特定估計。倘所有計算一項工具之公平值所需重大輸入數據屬可觀察時，有關工具會計入第2級。截至二零一六年及二零一七年十二月三十一日止並無工具計入第2級。

3 Financial Risk Management (Continued)

3.3 Fair value estimation (Continued)

If one or more of the significant inputs is not based on observable market data, the instrument is included in Level 3. Instruments included in Level 3 represent unlisted equity securities, which are primarily classified as available-for-sale financial assets.

Fair values of available-for-sale financial assets were derived using the income approach. Under the income approach, the net present value of the forecast dividend is estimated by applying an appropriate discount rate which reflects the risk profile of the investments. The Directors considered that the income approach reflects the long-term investment purpose of the available-for-sale financial assets, and the stage of development of the investees' businesses.

The following unobservable inputs were used to determine the fair value of the available-for-sale financial assets.

3 財務風險管理(續)

3.3 公平值估算(續)

倘一個或多個重大輸入數據並非根據可觀察市場數據計算，有關工具會計入第3級。計入第3級之工具主要指分類為可供出售財務資產之非上市股本證券。

可供出售財務資產之公平值乃以收入法得出。根據收入法，預測股息的淨現值乃透過應用反映投資風險情況的合適貼現率估計。董事認為收入法反映可供出售財務資產之長期投資目的以及被投資方業務的發展階段。

以下不可觀察數據乃用以釐定可供出售財務資產的公平值。

| Fair value at 31st December 於十二月三十一日之公平值 | | | | |
|---|----------------------------------|---|--|--|
| 2017 二零一七年 HK\$'000 千港元 | 2016 二零一六年 HK\$'000 千港元 | Unobservable inputs 不可觀察數據 | Range of unobservable inputs 不可觀察數據範圍 | Relationship of unobservable inputs to fair value 不可觀察數據與公平值的關係 |
| Equity securities 股本證券 | | Dividend growth rate for the year 2018 to 2022 (2016: 2017 to 2021) | 10%–42% (2016:14%–31%) | The higher the growth rate, the higher the fair value. |
| 3,578,733 | 2,997,048 | 二零一八年至二零二二年的股息增長率(二零一六年：二零一七年至二零二一年) | 10%–42%(二零一六年：14%–31%) | 增長率越高，公平值越高。 |
| | | Terminal growth rate | 3% p.a. (2016: 3% p.a.) | The higher the growth rate, the higher the fair value. |
| | | 長期增長率 | 每年3%(二零一六年：每年3%) | 增長率越高，公平值越高。 |
| | | Discount rate | 11% p.a. (2016: 11% p.a.) | The higher the discount rate, the lower the fair value. |
| | | 貼現率 | 每年11%(二零一六年：每年11%) | 貼現率越高，公平值越低。 |
| | | Lack of marketability discount | 16% (2016: 16%) | The higher the discount rate, the lower the fair value. |
| | 市場流通性貼現率 | 16%(二零一六年：16%) | 貼現率越高，公平值越低。 | |
| Debt securities 債務證券 | | Dividend yield | 5.5%–10% (2016: 5.5%) | The higher the dividend yield, the higher the fair value. |
| 680,610 | 429,061 | 股息收益率 | 5.5%–10%(二零一六年：5.5%) | 股息收益率越高，公平值越高。 |
| | | Discount rate | 5.5% (2016: 5.5%) | The higher the discount rate, the lower the fair value. |
| | | 貼現率 | 5.5%(二零一六年：5.5%) | 貼現率越高，公平值越低。 |

3 Financial Risk Management (Continued)

3.3 Fair value estimation (Continued)

The nominal value less estimated credit adjustments of accounts receivable, accounts payable, balances with related parties, amounts due to minority shareholders of subsidiaries and land cost payables are assumed to approximate their fair values. The fair value of financial liabilities for disclosure purposes is estimated by discounting the future contractual cash flows at the current market interest rate that is available to the Group for similar financial instruments or based on the current bid price in the market.

4 Critical Accounting Estimates and Judgements

Estimates and judgements are continually evaluated and are based on historical experience and other factors, including expectations relating to future events which are believed to be reasonable under the circumstances.

4.1 Critical accounting estimates and assumptions

The Group makes estimates and assumptions concerning the future. The resulting accounting estimates will, by definition, seldom equal the related actual results. The estimates and assumptions that have a significant risk of causing a material adjustment to the carrying amounts of assets and liabilities within the next financial year are discussed below.

(a) Estimated fair value of investment properties

The fair value of each investment property is individually determined at each reporting date by independent external valuers based on a market value assessment. Fair values of completed investment properties are derived using the income capitalisation method, and fair value of investment properties under development are derived using the residual method. The valuations are dependent on certain key assumptions that require significant judgement, including capitalisation rates and prevailing market rents. The valuations of investment properties under development are also dependent upon the estimated costs to completion and estimated developer's profit. Details of the valuation techniques and key assumptions used in the valuation of the investment properties which are measured at fair value are set out in Note 8.

3 財務風險管理(續)

3.3 公平值估算(續)

應收賬款、應付賬款、與關連人士之結餘、應付附屬公司少數股東款項及應付土地成本之面值減去估計信貸調整後，乃假設與其公平值相若。就披露而言，財務負債之公平值乃按本集團可取得之類似金融工具之現行市場利率或根據市場現時之買入價，把未來合約現金流量貼現作出估算。

4 重要會計推算及判斷

推算及判斷乃持續進行之評估，並以過往經驗及其他因素作為基礎，包括在目前情況下關於未來事件之合理預期。

4.1 重要會計推算及假設

本集團就未來作出推算及假設。在定義上，由此而生之會計推算極少與相關之實際結果相同。具相當風險導致下個財政年度之資產與負債賬面值作重大調整之推算及假設將於下文論述。

(a) 投資物業之公平值估值

每項投資物業於每個報告日期由獨立外部估值師按其市場價值獨立評估。已落成之投資物業之公平值乃採用收入資本化方法計算，而發展中之投資物業之公平值乃採用餘值估價法計算。評計乃依賴需要重大判斷(包括資本化比率及當前市場租金)的若干關鍵假設。發展中之投資物業之估值亦依賴估計完工成本及估計發展商盈利。有關投資物業計量公平值之估值所採用之估值方法及關鍵假設之詳情，載於附註8。

4 Critical Accounting Estimates and Judgements (Continued)

4.1 Critical accounting estimates and assumptions (Continued)

(b) Recoverability of prepayments for acquisition of land

Prepayments for acquisition of land represent advances made for the acquisitions of land use rights, for which the land use right certificates have not yet been obtained. Management assesses the likelihood of obtaining the related land use rights by reference to the latest discussions with the relevant government authorities and other relevant parties. Management also takes into consideration opinions from independent legal counsels on the legality of the land transfer contracts and undertakings provided by related parties, if any. The Group assesses the recoverability of the land parcels by comparing their respective carrying amounts to the estimated market value of the land. Provision is made when events or changes in circumstances indicate that the carrying amounts may not be recoverable. The assessment requires the use of judgement and estimates. Details of prepayments for acquisition of land are set out in Notes 16(i), 38(e) and 38(f).

(c) Recoverability of properties under development for sale and completed properties for sale

The Group assesses the carrying amounts of properties under development and completed properties for sale based on their net realisable value, taking into account estimated costs to completion based on past experience and estimated net sales value based on prevailing and expected market conditions. Provision is made when events or changes in circumstances indicate that the carrying amounts may not be realised. The assessment requires the use of judgement and estimates.

(d) Recoverability of properties and equipment

Properties and equipment are reviewed for impairment whenever events or changes in circumstances indicate that the carrying amount may not be recoverable. The recoverable amounts of properties and equipment have been determined based on value-in-use calculations, taking into account latest market information and past experience. These calculation require the use of judgements and estimates.

4 重要會計推算及判斷(續)

4.1 重要會計推算及假設(續)

(b) 收購土地預付款項之可收回性

收購土地預付款項指購買土地使用權，並於取得該土地使用權憑證前所作出之預付款項。管理層估定取得相關土地使用權的可能性乃經參考與相關政府機關及其他相關人士最近的討論得出。管理層亦考慮來自獨立法律顧問就土地轉讓合約及相關人士作出保證(如有)的合法性的意見。本集團估定有關土地之可收回性乃經比較彼等各自有關土地之估計市值賬面值得出。當事件或情況變化表明賬面值為不可收回時，將會作出撥備。該估計須作出判斷及估計。有關收購土地預付款項之詳情，載於附註16(i)、38(e)及38(f)。

(c) 可供出售之發展中物業及可供出售之已落成物業之可收回性

本集團根據可供出售之發展中物業及已落成物業(計及基於過往經驗而釐定之估計完工成本以及基於當前及預期市況而釐定之估計銷售淨值)估定其賬面值。當事件或情況變化表明賬面值為不可收回時，將會作出撥備。該估計須作出判斷及估計。

(d) 物業及設備之可收回性

物業及設備在事件或情況變化表明賬面值為不可收回時，將會考慮作出減值。物業及設備之可收回金額乃根據計算使用價值(計及最新市場資料及過往經驗)而釐定。該等計算須作出判斷及估計。

4 Critical Accounting Estimates and Judgements (Continued)

4.1 Critical accounting estimates and assumptions (Continued)

(e) Estimated fair value of available-for-sale financial assets

The fair value of available-for-sale financial assets that are not traded in an active market is determined by using valuation techniques. The Group uses its judgement to select the income approach and evaluates, among other factors, the duration and extent to which the fair value of an investment is less than its cost; and the financial health and business outlook for the investee. The key assumptions adopted on the valuation methodologies as set out in Note 3.3 are based on management's best estimates.

(f) Current taxation and deferred taxation

The Group is subject to taxation in Mainland China and Hong Kong. Judgement is required in determining the amount of the provision for taxation and the timing of payment of the related taxation. There are many transactions and calculations for which the ultimate tax determination is uncertain during the ordinary course of business. Where the final tax outcome of these matters is different from the amounts that were initially recorded, such differences will impact the income tax and deferred tax provisions in the periods in which such determination are made.

Deferred tax assets relating to certain temporary differences and tax losses are recognised as management considers it is probable that future taxable profit will be available against which the temporary differences or tax losses can be utilised. Where the expectation is different from the original estimate, such differences will impact the recognition of deferred taxation assets and taxation in the periods in which such estimate is changed.

The Group is subject to land appreciation taxes in Mainland China. However, the implementation and settlement of these taxes varies among various tax jurisdictions in provinces/cities of Mainland China, and the Group has not finalised most of its land appreciation taxes clearance and payments with the local tax authorities in Mainland China. Accordingly, significant judgement is required in determining the amount of the land appreciation and its related taxes. The Group recognises its obligation to land appreciation taxes based on management's best estimates according to the tax rules. The final tax outcome could be different from the amounts that were initially recorded, and these differences will impact the taxation and tax provisions in the periods in which such taxes have been finalised with local tax authorities.

4 重要會計推算及判斷(續)

4.1 重要會計推算及假設(續)

(e) 可供出售財務資產之公平值估計

未有在活躍市場買賣之可供出售財務資產之公平值乃採用估值法釐定。本集團通過判斷選擇收入法並評估(包括其他因素)投資之公平值低於其成本的時間及程度；及被投資公司的財務穩健狀況以及業務前景。載於附註3.3之估值方法採用的主要假設乃根據管理層的最佳估計作出。

(f) 本期稅項及遞延稅項

本集團須繳納中國內地及香港稅項。於釐訂相關稅項之稅項撥備金額及支付時間時須作出判斷。於日常業務過程中有頗多未能確定最終稅項之交易及計算。倘該等事宜之最終稅務結果與初始記錄之金額不同，有關差異將影響作出釐定之期間內之所得稅及遞延稅項撥備。

倘管理層認為未來應課稅溢利可用作對銷暫時性差異或稅項虧損可予動用時，則會確認與若干暫時性差異及稅項虧損有關之遞延稅項資產。倘預期結果與原先之估算不同，有關差異會對有關估算出現變動之期間內遞延稅項資產及稅項之確構成影響。

本集團須於中國大陸繳納土地增值稅。然而，該等稅項的執行及支付因應中國大陸各省份／城市的不同稅務司法權區而有異，而本集團尚未與中國大陸地方稅務機關落實大部份土地增值稅的結算及付款方法。因此，須作出重大判斷以釐定土地增值及其相關稅項的金額。本集團根據管理層就稅務規則作出的最佳估計，確認其就此等土地增值稅所負之責任。最終稅務結果可能與最初記錄的金額不同，而因當地稅務機關落實該等稅項而出現的有關差異將影響期間內的稅項及稅項撥備。

4 Critical Accounting Estimates and Judgements (Continued)

4.2 Critical accounting judgements

(a) Revenue recognition

The Group has recognised revenue from the sale of properties in the ordinary course of business, as disclosed in Note 2.19. The assessment of when an entity has transferred the significant risks and rewards of ownership to buyers requires the examination of the circumstances of the transaction. In most cases, the transfer of risks and rewards of ownership coincides with the date when the equitable interest in the property vests with the buyer upon handover of the respective property to the buyer.

As disclosed in Note 36, the Group provides guarantees in respect of mortgage facilities granted by certain banks relating to the mortgage loans arranged for certain purchasers of the Group's properties. These guarantees will expire when the relevant property ownership certificates are lodged with the various banks. In order to obtain mortgages, the purchasers would have settled certain percentage of the total contract amount in accordance with the related PRC regulations upon delivery of the properties. The Directors are of the opinion that such settlements provide sufficient evidence of the purchasers' commitment to honour their contractual obligations of the bank loans. In addition, based on past experiences, there were no significant defaults of mortgage facilities by the purchasers resulting in execution of the bank guarantees. Accordingly, the Directors believe that significant risks and rewards associated with ownership of the properties have been transferred to the purchasers.

(b) Financial implication of regulations of idle land

Under the PRC laws and regulations, if a property developer fails to develop land according to the terms of a land grant contract, including the designated use of the land and the time of commencement and completion of the property development, the Mainland China government may regard the land as idle and issue a warning or impose a penalty on the developer or reclaim the land. The Group has certain tracts of land for which development has not commenced according to the specified terms of the respective land grant contracts. Judgement is required in assessing whether these tracts of land will be subject to the penalty of idle land or may be reclaimed by the Government and thereby resulting in any adverse financial impact to the Group. In making this judgement, the Group evaluates the extent of development of the whole tracts of land, status of negotiation with the government authorities as to the extension of time of commencement or revision of development plans.

4 重要會計推算及判斷(續)

4.2 重要會計判斷

(a) 收入確認

誠如附註2.19所披露，本集團已確認來自一般業務中出售物業的收益。對於實體何時將擁有權的重大風險及回報轉移至買家須對交易狀況進行審查。大多數情況下，在各物業交付予買家之後，所有權風險和回報的轉移時間會與物業的衡平權益轉歸買家的時間相一致。

誠如附註36所披露本集團就有關為本集團物業若干買家安排按揭貸款並由若干銀行授出的按揭融資提供擔保。當相關物業所有權證交予各銀行時，該等擔保將告到期。根據中國有關法規，為取得按揭，買家在物業交吉之前，需已交付合同總金額的一定比例。董事認為，該等付款為買家履行銀行貸款的合約責任提供了充分證據。再者，根據過往經驗，買家並無重大按揭貸款拖欠事件，以致進行銀行擔保賠付。因此，董事認為，物業所有權的重大風險與回報已被轉移至買家。

(b) 閒置土地法規之財務涵義

根據中國法例及法規，倘物業發展商未能根據土地批授合約之條款發展土地，包括土地指定用途以及物業發展之施工及完工時限，則中國大陸政府可能視土地為閒置，並向該發展商發出警告或徵收罰款或收回土地。本集團有若干土地並無按照各自之土地批授合約特定條款進行發展。本集團在評估該等土地會否面臨閒置土地之懲罰或遭政府收回而帶來任何不利財務影響時須作出判斷。在作出此判斷時，本集團將評估土地整體之發展程度，以及就延長施工時限或修訂發展規劃與政府機關進行磋商之狀況。

5 Segment Information

Executive Directors of the Company (the “Executive Directors”) are regarded as the chief operating decision makers of the Group. The Executive Directors review the Group’s internal reporting in order to assess performance and allocate resources. Management has determined the operating segments based on these reports.

The Executive Directors consider the business from both business and geographic perspectives. Reportable business segments identified are property development, property investment, hotel operations and property management. Geographically, the reportable business segments are further segregated into three main geographical areas, namely Southern China (SC) (including Guangzhou, Huizhou, Zhongshan and Hong Kong), Northern China (NC) (including Beijing, Tianjin, Dalian, Taiyuan and Qinhuangdao) and Eastern China (EC) (including Shanghai, Hangzhou, Kunshan, Ningbo, Cixi and Taicang).

The Executive Directors assess the performance of the operating segments based on the segment results. Corporate income/ expenses, finance income and costs, dividend income and gain on disposal of financial assets at fair value through profit or loss are not included in the results for each operating segment that is reviewed by the Executive Directors.

Segment assets consist of all operating assets and exclude available-for-sale financial assets, which are managed on a central basis, and deferred tax assets.

Sales between segments are carried out on terms similar to those that prevail in arm’s length transactions. The revenue from external parties reported to the Executive Directors is measured in a manner consistent with that in the consolidated income statement.

Revenues comprise turnover which included gross proceeds from sales of properties, property management income, income from hotel operations and rental income.

5 分部資料

本公司的執行董事(「執行董事」)被視為本集團之最高營運決策者。執行董事審閱本集團內部報告，以評估表現及分配資源。管理層已根據該等報告釐定營運分部。

執行董事會從商業及地理角度考慮業務。已識別之可呈報業務分部包括物業發展、物業投資、酒店營運及物業管理。就地理方面而言，可呈報業務分部進一步劃分為三個主要地區，即華南(包括廣州、惠州、中山及香港)、華北(包括北京、天津、大連、太原及秦皇島)及華東(包括上海、杭州、昆山、寧波、慈溪及太倉)。

執行董事根據分部業績評估營運分部之表現。公司收入／開支、財務收入及成本、股息收入及處置按公平值透過損益列賬之財務資產收益並無計入執行董事所審閱之各營運分部業績。

分部資產包括所有經營資產，且並不包括集中管理之可供出售財務資產以及遞延稅項資產。

分部間銷售乃按與公平交易條款相似的條款進行。向執行董事呈報之外來收益按與綜合收益表一致之方式計量。

收益由物業銷售所得款項總額、物業管理收入、酒店營運收入及租金收入組成。

| | | 2017 二零一七年 HK\$'000 千港元 | 2016 二零一六年 HK\$'000 千港元 |
|------------------------------|--------|----------------------------------|----------------------------------|
| Sales of properties | 物業銷售 | 11,125,122 | 14,142,282 |
| Property management income | 物業管理收入 | 936,085 | 843,197 |
| Income from hotel operations | 酒店營運收入 | 408,269 | 247,192 |
| Rental income | 租金收入 | | |
| — Investment properties | — 投資物業 | 1,127,631 | 837,407 |
| — Others | — 其他 | 226,839 | 185,619 |
| | | 13,823,946 | 16,255,697 |

5 Segment Information (Continued)

The segment results by business lines and by geographical areas for the year ended 31st December 2017 are as follows:

5 分部資料(續)

截至二零一七年十二月三十一日止年度按業務及地區劃分之分部業績如下：

| | | Property development | | | Property investment | | | Hotel operations | | | Property management | Group |
|---|----------------|----------------------|-----------|-----------|---------------------|-----------|-----------|------------------|----------|-----------|---------------------|-------------|
| | | 物業發展 | | | 物業投資 | | | 酒店營運 | | | 物業管理 | |
| | | SC | EC | NC | SC | EC | NC | SC | EC | NC | | |
| | | 華南 | 華東 | 華北 | 華南 | 華東 | 華北 | 華南 | 華東 | 華北 | | |
| | | HK\$'000 | HK\$'000 | HK\$'000 | HK\$'000 | HK\$'000 | HK\$'000 | HK\$'000 | HK\$'000 | HK\$'000 | HK\$'000 | HK\$'000 |
| | | 千港元 | 千港元 | 千港元 | 千港元 | 千港元 | 千港元 | 千港元 | 千港元 | 千港元 | 千港元 | 千港元 |
| Year ended | 截至二零一七年 | | | | | | | | | | | |
| 31st December 2017 | 十二月三十一日 | | | | | | | | | | | |
| | 止年度 | | | | | | | | | | | |
| Total revenues | 總收益 | 7,862,483 | 2,451,317 | 2,752,975 | 271,458 | 581,008 | 316,542 | 49,693 | 231,698 | 139,589 | 997,153 | 15,653,916 |
| Intra/inter-segment revenues | 分部內／間收益 | (1,019,522) | (68,160) | (627,132) | (31,510) | — | (9,867) | (142) | — | (12,569) | (61,068) | (1,829,970) |
| Revenues | 收益 | 6,842,961 | 2,383,157 | 2,125,843 | 239,948 | 581,008 | 306,675 | 49,551 | 231,698 | 127,020 | 936,085 | 13,823,946 |
| Segment results | 分部業績 | 2,533,006 | (128,250) | 431,207 | 388,321 | 1,143,404 | 4,143,965 | 2,242 | 62,313 | (125,394) | 109,327 | 8,560,141 |
| Depreciation | 折舊 | (10,195) | (1,872) | (18,089) | (1,728) | (623) | (417) | (7,937) | (21,459) | (108,472) | (3,792) | (174,584) |
| Amortisation | 攤銷 | — | — | — | — | — | — | (17,518) | (24,408) | (10,358) | — | (52,284) |
| Provision for impairment of accounts receivable | 應收賬款減值撥備 | — | — | — | — | — | — | — | — | — | (14,694) | (14,694) |
| Fair value gain on investment properties | 投資物業之公平值收益 | — | — | — | 251,380 | 786,013 | 3,965,842 | — | — | — | — | 5,003,235 |
| Share of profit of associates | 分佔聯營公司溢利 | 582 | — | 1,826 | — | — | — | — | — | — | — | 2,408 |
| Share of profit/(loss) of joint ventures | 分佔合營公司溢利／(虧損) | 47,999 | — | (26,069) | — | — | 64,771 | — | — | — | — | 86,701 |

5 Segment Information (Continued)

The segment results by business lines and by geographical areas for the year ended 31st December 2016 are as follows:

5 分部資料(續)

截至二零一六年十二月三十一日止年度按業務及地區劃分之分部業績如下：

| | | Property development | | | Property investment | | | Hotel operations | | | Property management | Group |
|---|---------------|----------------------|-----------|-----------|---------------------|-----------|----------|------------------|----------|-----------|---------------------|-------------|
| | | 物業發展 | | | 物業投資 | | | 酒店營運 | | | 物業管理 | |
| | | SC | EC | NC | SC | EC | NC | SC | EC | NC | | |
| | | 華南 | 華東 | 華北 | 華南 | 華東 | 華北 | 華南 | 華東 | 華北 | | |
| | | HK\$'000 | HK\$'000 | HK\$'000 | HK\$'000 | HK\$'000 | HK\$'000 | HK\$'000 | HK\$'000 | HK\$'000 | HK\$'000 | HK\$'000 |
| | | 千港元 | 千港元 | 千港元 | 千港元 | 千港元 | 千港元 | 千港元 | 千港元 | 千港元 | 千港元 | 千港元 |
| Year ended | 截至二零一六年 | | | | | | | | | | | |
| 31st December 2016 | 十二月三十一日 | | | | | | | | | | | |
| | 止年度 | | | | | | | | | | | |
| Total revenues | 總收益 | 5,639,278 | 2,893,302 | 6,988,921 | 211,707 | 375,945 | 269,234 | 61,443 | 75,629 | 112,526 | 855,650 | 17,483,635 |
| Intra/inter-segment revenues | 分部內/間收益 | (822,607) | — | (370,993) | (12,988) | — | (6,491) | (290) | — | (2,116) | (12,453) | (1,227,938) |
| Revenues | 收益 | 4,816,671 | 2,893,302 | 6,617,928 | 198,719 | 375,945 | 262,743 | 61,153 | 75,629 | 110,410 | 843,197 | 16,255,697 |
| Segment results | 分部業績 | 1,646,716 | (4,979) | 1,030,264 | 902,090 | 1,294,398 | 885,412 | 5,942 | (52,011) | (161,179) | 68,508 | 5,615,161 |
| Depreciation | 折舊 | (10,669) | (1,998) | (19,899) | (733) | (11,911) | (258) | (16,425) | (1,774) | (109,845) | (2,552) | (176,064) |
| Amortisation | 攤銷 | — | — | — | — | — | — | (17,799) | (24,386) | (10,538) | — | (52,723) |
| Reversal of impairment of accounts receivable | 應收賬款減值之回撥 | — | — | — | — | — | — | — | — | — | 9,875 | 9,875 |
| Fair value gain on investment properties | 投資物業之公平值收益 | — | — | — | 807,968 | 1,120,870 | 675,253 | — | — | — | — | 2,604,091 |
| Share of profit of associates | 分佔聯營公司溢利 | 1,065 | — | 580 | — | — | — | — | — | — | — | 1,645 |
| Share of profit/(loss) of joint ventures | 分佔合營公司溢利/(虧損) | 72,352 | — | (8,153) | 14,623 | — | 65,022 | — | — | — | — | 143,844 |

5 Segment Information (Continued)

The segment assets by business lines and by geographical areas as at 31st December 2017 are as follows:

| | | Property development | | | Property investment | | | Hotel operations | | | Property management | Group |
|--|--------------------------|----------------------|------------|------------|---------------------|------------|------------|------------------|-----------|-----------|---------------------|-------------|
| | | 物業發展 | | | 物業投資 | | | 酒店營運 | | | 物業管理 | 集團 |
| | | SC | EC | NC | SC | EC | NC | SC | EC | NC | | |
| | | 華南 | 華東 | 華北 | 華南 | 華東 | 華北 | 華南 | 華東 | 華北 | | |
| | | HK\$'000 | HK\$'000 | HK\$'000 | HK\$'000 | HK\$'000 | HK\$'000 | HK\$'000 | HK\$'000 | HK\$'000 | HK\$'000 | HK\$'000 |
| | | 千港元 | 千港元 | 千港元 | 千港元 | 千港元 | 千港元 | 千港元 | 千港元 | 千港元 | 千港元 | 千港元 |
| As at and for the year ended 31st December 2017 | 於二零一七年十二月三十一日及截至該日止年度 | 35,753,844 | 16,090,939 | 45,230,696 | 8,193,164 | 16,298,681 | 21,156,817 | 963,704 | 1,493,637 | 2,552,612 | 1,079,798 | 148,813,892 |
| Segment assets include: Investments in associates | 分部資產包括：於聯營公司之投資 | 4,008 | — | 149,098 | — | — | — | — | — | — | — | 153,106 |
| Investments in joint ventures | 於合營公司之投資 | 4,894,529 | — | 1,093,126 | 77,024 | — | 1,970,378 | — | — | — | — | 8,035,057 |
| Additions to non-current assets (other than financial instruments and deferred tax assets) | 添置非流動資產 (不包括金融工具及遞延稅項資產) | 85,158 | 53,075 | 11,397 | 580,449 | 106,591 | 3,437,481 | 678 | 20,983 | 25,350 | 7,948 | 4,329,110 |

The segment assets by business lines and by geographical areas as at 31st December 2016 are as follows:

| | | Property development 物業發展 | | | Property investment 物業投資 | | | Hotel operations 酒店營運 | | | Property management 物業管理 | Group 集團 |
|--|--------------------------|------------------------------|-----------------------------|-----------------------------|-----------------------------|-----------------------------|-----------------------------|-----------------------------|-----------------------------|-----------------------------|-----------------------------|-----------------|
| | | SC 華南 HK\$'000 千港元 | EC 華東 HK\$'000 千港元 | NC 華北 HK\$'000 千港元 | SC 華南 HK\$'000 千港元 | EC 華東 HK\$'000 千港元 | NC 華北 HK\$'000 千港元 | SC 華南 HK\$'000 千港元 | EC 華東 HK\$'000 千港元 | NC 華北 HK\$'000 千港元 | HK\$'000 千港元 | HK\$'000 千港元 |
| As at and for the year ended 31st December 2016 | 於二零一六年十二月三十一日及截至該日止年度 | 33,098,277 | 15,955,949 | 40,651,380 | 6,910,155 | 14,331,943 | 12,435,616 | 931,257 | 1,417,191 | 2,453,204 | 906,335 | 129,091,307 |
| Segment assets include: | 分部資產包括： | | | | | | | | | | | |
| Investments in associates | 於聯營公司之投資 | 3,185 | — | 137,562 | — | — | — | — | — | — | — | 140,747 |
| Investments in joint ventures | 於合營公司之投資 | 4,528,883 | — | 1,046,728 | 70,549 | — | 1,778,645 | — | — | — | — | 7,424,805 |
| Additions to non-current assets (other than financial instruments and deferred tax assets) | 添置非流動資產 (不包括金融工具及遞延稅項資產) | 2,118 | 4,172 | 8,896 | 73,724 | 417,126 | 418,348 | 144 | 67,939 | 6,545 | 4,670 | 1,003,682 |

5 分部資料(續)

於二零一七年十二月三十一日按業務及地區劃分之分部資產如下：

於二零一六年十二月三十一日按業務及地區劃分之分部資產如下：

5 Segment Information (Continued)

Reconciliation of reportable segment profit from operations to profit before taxation is as follows:

| | | 2017 二零一七年 HK\$'000 千港元 | 2016 二零一六年 HK\$'000 千港元 |
|--|-------------------------|----------------------------------|----------------------------------|
| Reportable segment profit from operations | 可呈報分部經營溢利 | 8,560,141 | 5,615,161 |
| Unallocated corporate expenses (including exchange loss), net | 未分配公司開支 (包括匯兌虧損), 淨額 | (6,880) | (63,411) |
| Gain on disposal of financial assets at fair value through profit or loss | 處置按公平值透過損益列賬之 財務資產收益 | 6,874 | — |
| Dividend income | 股息收入 | 146,993 | 129,600 |
| Finance income | 財務收入 | 43,918 | 79,439 |
| Finance costs | 財務成本 | (5,242) | (132,484) |
| Profit before taxation | 除稅前溢利 | 8,745,804 | 5,628,305 |

Reconciliation of reportable segment assets to total assets is as follows:

| | | 2017 二零一七年 HK\$'000 千港元 | 2016 二零一六年 HK\$'000 千港元 |
|-------------------------------------|----------|----------------------------------|----------------------------------|
| Total segment assets | 分部資產總值 | 148,813,892 | 129,091,307 |
| Available-for-sale financial assets | 可供出售財務資產 | 4,259,343 | 3,406,109 |
| Deferred tax assets | 遞延稅項資產 | 740,160 | 495,525 |
| Total assets | 總資產 | 153,813,395 | 132,992,941 |

The Group primarily operates in Mainland China. All revenues for the years ended 31st December 2017 and 2016 are from Mainland China.

As at 31st December 2017 and 2016, all non-current assets are located in Mainland China.

可呈報分部之經營溢利與除稅前溢利對賬如下：

可呈報分部之資產與總資產對賬如下：

本集團主要於中國大陸經營業務。截至二零一七年及二零一六年十二月三十一日止年度，所有收益均來自中國大陸。

於二零一七年及二零一六年十二月三十一日，所有非流動資產均位於中國大陸。

6 Land Costs

Land costs represent prepaid operating lease payments for hotel properties and buildings which are held for self-use.

6 土地成本

土地成本指酒店物業及自用樓宇之預付經營租賃款項。

| | | 2017 二零一七年 HK\$'000 千港元 | 2016 二零一六年 HK\$'000 千港元 |
|---|---------------|----------------------------------|----------------------------------|
| At 1st January | 於一月一日 | 1,776,499 | 1,976,377 |
| Transfer to properties under development for sale | 轉撥至可供出售之發展中物業 | (238) | (21,217) |
| Amortisation | 攤銷 | (52,284) | (52,723) |
| Exchange difference | 匯兌差額 | 122,697 | (125,938) |
| At 31st December | 於十二月三十一日 | 1,846,674 | 1,776,499 |

Land costs primarily represent land use rights of between 10 and 50 years located in Mainland China.

土地成本主要指位於中國內地介乎10年至50年的土地使用權。

7 Properties and Equipment

7 物業及設備

| | | Construction- in-progress | Hotel properties | Buildings | Furniture and office equipment 傢俬及 辦公室設備 | Motor vehicles 汽車 | Total |
|---|--------------------------|------------------------------|-------------------------|-----------------------|--|-------------------------|-----------------------|
| | | 在建工程 HK\$'000 千港元 | 酒店物業 HK\$'000 千港元 | 樓宇 HK\$'000 千港元 | 辦公設備 HK\$'000 千港元 | 汽車 HK\$'000 千港元 | 總額 HK\$'000 千港元 |
| Year ended 31st December 2017 | 截至二零一七年十二月三十一日止年度 | | | | | | |
| Opening net book amount | 期初賬面淨值 | 232,444 | 2,616,983 | 500,365 | 122,055 | 14,488 | 3,486,335 |
| Additions | 新增 | 5,851 | 45,765 | 138,148 | 12,994 | 3,152 | 205,910 |
| Transfer to properties under development for sale | 轉撥至可供出售之發展中物業 | (6,080) | — | — | — | — | (6,080) |
| Depreciation | 折舊 | — | (120,574) | (18,471) | (31,547) | (3,992) | (174,584) |
| Disposals | 出售 | — | (235) | (5,494) | (2,368) | (227) | (8,324) |
| Exchange difference | 匯兌差額 | 16,326 | 157,260 | 39,078 | 7,872 | 978 | 221,514 |
| Closing net book amount | 期終賬面淨值 | 248,541 | 2,699,199 | 653,626 | 109,006 | 14,399 | 3,724,771 |
| At 31st December 2017 | 於二零一七年十二月三十一日 | | | | | | |
| Cost | 成本 | 248,541 | 3,691,767 | 789,444 | 505,267 | 75,067 | 5,310,086 |
| Less: Accumulated depreciation | 減：累計折舊 | — | (992,568) | (135,818) | (396,261) | (60,668) | (1,585,315) |
| Net book amount | 賬面淨值 | 248,541 | 2,699,199 | 653,626 | 109,006 | 14,399 | 3,724,771 |
| Year ended 31st December 2016 | 截至二零一六年十二月三十一日止年度 | | | | | | |
| Opening net book amount | 期初賬面淨值 | 857,133 | 2,225,236 | 714,768 | 144,242 | 16,671 | 3,958,050 |
| Additions | 新增 | 69,081 | 3,377 | 2,283 | 27,193 | 3,357 | 105,291 |
| Transfer to properties under development for sale | 轉撥至可供出售之發展中物業 | — | — | (156,410) | — | — | (156,410) |
| Depreciation | 折舊 | — | (110,223) | (20,460) | (40,985) | (4,396) | (176,064) |
| Transfer upon completion | 完工後轉撥 | (658,107) | 657,169 | — | 938 | — | — |
| Disposals | 出售 | — | — | — | (612) | (123) | (735) |
| Exchange difference | 匯兌差額 | (35,663) | (158,576) | (39,816) | (8,721) | (1,021) | (243,797) |
| Closing net book amount | 期終賬面淨值 | 232,444 | 2,616,983 | 500,365 | 122,055 | 14,488 | 3,486,335 |
| At 31st December 2016 | 於二零一六年十二月三十一日 | | | | | | |
| Cost | 成本 | 232,444 | 3,427,902 | 609,374 | 470,091 | 68,784 | 4,808,595 |
| Less: Accumulated depreciation | 減：累計折舊 | — | (810,919) | (109,009) | (348,036) | (54,296) | (1,322,260) |
| Net book amount | 賬面淨值 | 232,444 | 2,616,983 | 500,365 | 122,055 | 14,488 | 3,486,335 |

Construction-in-progress mainly represents buildings and hotel properties, which are intended to be held for the long-term.

在建工程主要指打算長期持有之樓宇及酒店物業。

8 Investment Properties

8 投資物業

| | | 2017 二零一七年 HK\$'000 千港元 | 2016 二零一六年 HK\$'000 千港元 |
|---|---------|----------------------------------|----------------------------------|
| Completed investment properties | 已落成投資物業 | 34,707,205 | 24,598,943 |
| Investment properties under development | 發展中投資物業 | 8,264,048 | 6,701,993 |
| | | 42,971,253 | 31,300,936 |

| | | Completed properties (Level 3) 已落成物業 (第3級) HK\$'000 千港元 | Properties under development (Level 3) 發展中物業 (第3級) HK\$'000 千港元 | Total 總計 HK\$'000 千港元 |
|--|-----------------------|--|--|--------------------------------|
| At 1st January 2017 | 於二零一七年一月一日 | 24,598,943 | 6,701,993 | 31,300,936 |
| Additions (including capitalisation of interest) | 新增(包括資本化利息) | 144,696 | 857,996 | 1,002,692 |
| Acquisition of a subsidiary (Note 35(b)) | 收購一間附屬公司 (附註35(b)) | 544,595 | — | 544,595 |
| Transfer from completed properties for sale | 轉撥自可供出售之已落成物業 | 2,604,595 | — | 2,604,595 |
| Fair value gain on investment properties | 投資物業公平值收益 | 4,805,996 | 197,239 | 5,003,235 |
| Exchange difference | 匯兌差額 | 2,008,380 | 506,820 | 2,515,200 |
| At 31st December 2017 | 於二零一七年十二月三十一日 | 34,707,205 | 8,264,048 | 42,971,253 |
| At 1st January 2016 | 於二零一六年一月一日 | 10,717,611 | 18,218,386 | 28,935,997 |
| Additions (including capitalisation of interest) | 新增(包括資本化利息) | 510,384 | 946,466 | 1,456,850 |
| Transfer from completed properties for sale | 轉撥自可供出售之已落成物業 | 276,670 | — | 276,670 |
| Transfer upon completion | 完工後轉撥 | 12,662,702 | (12,662,702) | — |
| Fair value gain on investment properties | 投資物業公平值收益 | 2,078,517 | 525,574 | 2,604,091 |
| Exchange difference | 匯兌差額 | (1,646,941) | (325,731) | (1,972,672) |
| At 31st December 2016 | 於二零一六年十二月三十一日 | 24,598,943 | 6,701,993 | 31,300,936 |

8 Investment Properties (Continued)

Valuation processes

The Group's investment properties were valued at 31st December 2017 by DTZ Debenham Tie Leung Limited, independent qualified valuers, who hold a recognised relevant professional qualification and have recent experience in the locations and segments of the investment properties valued.

The Group's finance department reviews the valuations performed by the independent valuers for financial reporting purposes and discuss with the valuers regarding the valuation processes and results. The finance department also verifies all major inputs to the independent valuation report and assesses property valuation movements when compared to prior year valuation report.

Valuation techniques

Fair values of completed investment properties are generally derived using the income capitalisation method. This valuation method is based on the capitalisation of the net income and reversionary income potential by adopting appropriate capitalisation rates, which are derived from analysis of sale transactions and valuers' interpretation of prevailing investor requirements or expectations. The prevailing market rents adopted in the valuation have reference to recent lettings within the subject properties and other comparable properties.

Fair values of investment properties under development are generally derived using the residual method. This valuation method is essentially a means of valuing the land by reference to its development potential by deducting development costs together with developer's profit and risk from the estimated capital value of the proposed development assuming the properties were completed as at the date of valuation. The estimated capital value of the proposed development is derived using the income capitalisation method as mentioned above.

During the year, there were no changes to the valuation techniques.

8 投資物業(續)

估值流程

本集團的投資物業於二零一七年十二月三十一日經獨立合資格估值師戴德梁行有限公司估值，該估值公司持有相關認可專業資格，並對所估值的投資物業的地點和領域擁有近期經驗。

本集團財務部門就財務報告目的審閱由獨立估值師進行的估值，並與該等估值師就估值流程及結果進行討論。財務部門亦核證獨立估值報告之全部主要輸入數據，並於與往年估值報告作比較時評估物業估值變動。

估值方法

已落成投資物業的公平值一般以收入資本化法得出。此估值方法乃基於通過採用適當的資本化比率，將收入淨額及收入變化潛力予以資本化，而資本化比率乃通過對銷售交易及估值師分析當時投資者的要求或期望而得出。在估值中採用的現行市值租金乃根據該等物業及其他可比較物業的近期租務情況釐定。

發展中投資物業的公平值一般以剩餘法得出。此估值方法主要為以參考土地的發展潛力而對其進行估值的方法，方式為從擬發展項目(假設物業已於估值日落成)的估計資本值中扣除發展成本以及發展商的利潤及風險。擬發展項目的估計資本價值透過使用上述收入資本化方法計算。

估值方法於年內概無改變。

8 Investment Properties (Continued)

Significant unobservable inputs used to determine fair value

8 投資物業(續)

釐定公平值所用的重要不可觀察數據

| Description | Fair value | | Valuation technique | Unobservable inputs | Range of unobservable inputs | Relationship of unobservable inputs to fair value |
|----------------------------|--------------------|--------------------|-----------------------|-------------------------|--|--|
| | 31st December 2017 | 31st December 2016 | | | | |
| | 二零一七年十二月三十一日 | 二零一六年十二月三十一日 | 估值方法 | 不可觀察數據 | 不可觀察數據範圍 | 不可觀察數據與公平值的關係 |
| | HK\$'000 | HK\$'000 | | | | |
| | 千港元 | 千港元 | | | | |
| Office units (completed) | 10,976,181 | 9,230,752 | Income capitalisation | Prevailing market rents | RMB40–260/sq.m./month (2016: RMB100–230/sq.m./month) | The higher the prevailing market rents, the higher the fair value. |
| 辦公室單位(已落成) | | | 收入資本化 | 現行市場租金 | 每月每平方米人民幣40元至260元(二零一六年: 每月每平方米人民幣100元至230元) | 現行市場租金越高, 公平值越高。 |
| | | | | Capitalisation rate | 3.8%–6.5% p.a. (2016: 5.5%–6.5% p.a.) | The higher the capitalisation rate, the lower the fair value. |
| | | | | 資本化比率 | 每年3.8%至6.5%(二零一六年: 每年5.5%至6.5%) | 資本化比率越高, 公平值越低。 |
| Shopping malls (completed) | 23,731,024 | 15,368,191 | Income capitalisation | Prevailing market rents | RMB90–640/sq.m./month (2016: RMB80–600/sq.m./month) | The higher the prevailing market rents, the higher the fair value. |
| 購物商場(已落成) | | | 收入資本化 | 現行市場租金 | 每月每平方米人民幣90元至640元(二零一六年: 每月每平方米人民幣80元至600元) | 現行市場租金越高, 公平值越高。 |
| | | | | Capitalisation rate | 5.5%–6.5% p.a. (2016: 5.5%–6.5% p.a.) | The higher the capitalisation rate, the lower the fair value. |
| | | | | 資本化比率 | 每年5.5%至6.5%(二零一六年: 每年5.5%至6.5%) | 資本化比率越高, 公平值越低。 |

8 Investment Properties (Continued)

Significant unobservable inputs used to determine fair value (Continued)

| Description | Fair value | | Valuation technique | Unobservable inputs | Range of unobservable inputs | Relationship of unobservable inputs to fair value |
|----------------------------------|---------------------------------|---------------------------------|---------------------|--|---|---|
| | 31st December 2017 | 31st December 2016 | | | | |
| 概況 | 二零一七年十二月三十一日 HK\$'000 千港元 | 二零一六年十二月三十一日 HK\$'000 千港元 | 估值方法 | 不可觀察數據 | 不可觀察數據範圍 | 不可觀察數據與公平值的關係 |
| Office units (under development) | 7,256,763 | 5,871,371 | Residual | Prevailing market rents | RMB90–100/sq.m./month (2016: RMB90–100/sq.m./month) | The higher the prevailing market rents, the higher the fair value. |
| 辦公室單位(發展中) | | | 剩餘 | 現行市場租金 | 每月每平方米人民幣90元至100元(二零一六年: 每月每平方米人民幣90元至100元) | 現行市場租金越高, 公平值越高。 |
| | | | | Capitalisation rate | 6.5% p.a. (2016: 6.5% p.a.) | The higher the capitalisation rate, the lower the fair value. |
| | | | | 資本化比率 | 每年6.5%(二零一六年: 每年6.5%) | 資本化比率越高, 公平值越低。 |
| | | | | Estimated costs to completion | RMB4,100–4,200/sq.m. (2016: RMB4,100–4,200/sq.m.) | The higher the estimated costs to completion, the lower the fair value. |
| | | | | 估計完工成本 | 每平方米人民幣4,100元至4,200元(二零一六年: 每平方米人民幣4,100元至4,200元) | 估計完工成本越高, 公平值越低。 |
| | | | | Estimated developer's profit and risk margins (depending on the progress of development) | 0%–15% (2016: 5%–20%) | The higher the estimated developer's profit and risk margins, the lower the fair value. |
| | | | | 發展商的估計利潤及風險(視乎發展進度而定) | 0%–15%(二零一六年: 5%–20%) | 發展商的估計利潤及風險越高, 公平值越低。 |

8 投資物業(續)

釐定公平值所用的重要不可觀察數據(續)

8 Investment Properties (Continued)

Significant unobservable inputs used to determine fair value (Continued)

8 投資物業(續)

釐定公平值所用的重要不可觀察數據(續)

| Description | Fair value | | Valuation technique | Unobservable inputs | Range of unobservable inputs | Relationship of unobservable inputs to fair value |
|------------------------------------|---------------------------------|---------------------------------|---------------------|--|---|---|
| | 31st December 2017 | 31st December 2016 | | | | |
| | 二零一七年十二月三十一日 HK\$'000 千港元 | 二零一六年十二月三十一日 HK\$'000 千港元 | | | | |
| Shopping malls (under development) | 1,007,285 | 830,622 | Residual | Prevailing market rents | RMB80-140/sq.m./month (2016: RMB80-140/sq.m./month) | The higher the prevailing market rents, the higher the fair value. |
| 購物商場(發展中) | | | 剩餘 | 現行市場租金 | 每月每平方米人民幣80元至140元(二零一六年: 每月每平方米人民幣80元至140元) | 現行市場租金越高, 公平值越高。 |
| | | | | Capitalisation rate | 7% p.a. (2016: 7%p.a.) | The higher the capitalisation rate, the lower the fair value. |
| | | | | 資本化比率 | 每年7%(二零一六年: 每年7%) | 資本化比率越高, 公平值越低。 |
| | | | | Estimated costs to completion | RMB4,100-4,200/sq.m. (2016: RMB4,100-4,200/sq.m.) | The higher the estimated costs to completion, the lower the fair value. |
| | | | | 估計完工成本 | 每平方米人民幣4,100元至4,200元(二零一六年: 每平方米人民幣4,100元至4,200元) | 估計完工成本越高, 公平值越低。 |
| | | | | Estimated developer's profit and risk margins (depending on the progress of development) | 0%-15% (2016: 5%-20%) | The higher the estimated developer's profit and risk margins, the lower the fair value. |
| | | | | 發展商的估計利潤及風險(視乎發展進度而定) | 0%-15%(二零一六年: 5%-20%) | 發展商的估計利潤及風險越高, 公平值越低。 |

9 Properties Under Development for Sale

9 可供出售之發展中物業

| | | 2017 二零一七年 HK\$'000 千港元 | 2016 二零一六年 HK\$'000 千港元 |
|---|--------------------|----------------------------------|----------------------------------|
| Expected to be completed and available for sale within twelve months | 預期將於十二個月內竣工及可供出售 | 7,915,495 | 10,763,465 |
| Expected to be completed and available for sale after more than twelve months | 預期將於超過十二個月後竣工及可供出售 | 34,196,766 | 33,998,382 |
| | | 42,112,261 | 44,761,847 |

10 Goodwill

10 商譽

| | | 2017 二零一七年 HK\$'000 千港元 | 2016 二零一六年 HK\$'000 千港元 |
|------------------------------|----------|----------------------------------|----------------------------------|
| At 1st January | 於一月一日 | 31,818 | 39,912 |
| Impairment | 減值 | (459) | (5,510) |
| Exchange difference | 匯兌差額 | 2,193 | (2,584) |
| At 31st December | 於十二月三十一日 | 33,552 | 31,818 |
| Cost | 成本 | 66,335 | 48,643 |
| Less: Accumulated impairment | 減：累計減值 | (32,783) | (16,825) |
| Net book amount | 賬面淨值 | 33,552 | 31,818 |

Goodwill mainly relates to the property management segment.

商譽主要與物業管理分部有關。

11 Investments in Associates

11 於聯營公司之投資

| | | 2017 二零一七年 HK\$'000 千港元 | 2016 二零一六年 HK\$'000 千港元 |
|--|-----------------|----------------------------------|----------------------------------|
| Share of net assets | 分佔淨資產 | 153,106 | 140,747 |
| | | 2017 二零一七年 HK\$'000 千港元 | 2016 二零一六年 HK\$'000 千港元 |
| Share of profit for the year and total comprehensive income for the year | 分佔年度溢利及年度全面收入總額 | 2,408 | 1,645 |

Details of the associates, which are unlisted, as at 31st December 2017 are set out in Note 41. Details of capital commitment relating to the Group's interests in associates are set out in Note 37(a).

於二零一七年十二月三十一日之聯營公司(其並無上市)詳情載於附註41。有關本集團於聯營公司權益的資本承擔之詳情載列於附註37(a)。

12 Investments in Joint Ventures

12 於合營公司之投資

| | | 2017 二零一七年 HK\$'000 千港元 | 2016 二零一六年 HK\$'000 千港元 |
|---------------------------|---------|----------------------------------|----------------------------------|
| Share of net assets | 分佔淨資產 | 7,270,338 | 6,710,185 |
| Advance to joint ventures | 墊款予合營公司 | 764,719 | 714,620 |
| | | 8,035,057 | 7,424,805 |

Set out below are the summarised financial information for Beijing Dongfangwenhua International Properties Company Limited ("BJDFWH") and Guangzhou Diyi Dyeing Factory Company Limited ("GDDFCL"), which in the opinion of the Directors, are material joint ventures of the Group. The Group holds 60.98% of the issued share capital of BJDFWH, which owns a piece of land for property development in Dongcheng District, Beijing, Mainland China (known as the "DFWH Project"). The Group holds 65% of the issued share capital of GDDFCL, which owns a piece of land for property development in Haizhu District, Guangzhou, Guangdong Province, Mainland China.

下文載列董事認為對本集團屬重要的合營公司北京東方文華國際置業有限公司(「北京東方文華」)及廣州第一染織廠有限公司(「廣州第一染織廠」)的財務資料概要。本集團持有北京東方文華已發行股本的60.98%，而北京東方文華於中國大陸北京東城區擁有一幅土地作物業發展之用(稱為「東方文華項目」)。本集團持有廣州第一染織廠已發行股本的65%，而廣州第一染織廠於中國大陸廣東省廣州海珠區擁有一幅土地作物業發展之用。

12 Investments in Joint Ventures (Continued)

12 於合營公司之投資(續)

Summarised balance sheets

財務狀況表概要

| | | BJDFWH | | GDDFCL | |
|-------------------------|------------|-------------|-------------|-----------|-----------|
| | | 北京東方文華 | | 廣州第一染織廠 | |
| | | 2017 | 2016 | 2017 | 2016 |
| | | 二零一七年 | 二零一六年 | 二零一七年 | 二零一六年 |
| | | HK\$'000 | HK\$'000 | HK\$'000 | HK\$'000 |
| | | 千港元 | 千港元 | 千港元 | 千港元 |
| Assets | 資產 | | | | |
| Non-current assets | 非流動資產 | 5,401,051 | 4,958,908 | 229 | 260 |
| Current assets | 流動資產 | 3,243,859 | 3,115,096 | 7,369,775 | 6,830,747 |
| Total assets | 資產總值 | 8,644,910 | 8,074,004 | 7,370,004 | 6,831,007 |
| Liabilities | 負債 | | | | |
| Non-current liabilities | 非流動負債 | (3,356,274) | (3,323,434) | — | — |
| Current liabilities | 流動負債 | (943,092) | (802,332) | (18,785) | (27,136) |
| Total liabilities | 負債總額 | (4,299,366) | (4,125,766) | (18,785) | (27,136) |
| Net assets | 淨資產 | 4,345,544 | 3,948,238 | 7,351,219 | 6,803,871 |

The DFWH Project owned by BJDFWH consists of two office buildings and a musical hall. The Group is entitled to 100% interest of the office building (South), 45% interest of the office building (North) and none of the interest of the musical hall in the property development project.

北京東方文華所擁有之東方文華項目包括兩棟寫字樓及一個音樂廳。本集團有權分佔來自物業發展項目的寫字樓(南)之100%權益及寫字樓(北)之45%權益，但無權分佔音樂廳之權益。

12 Investments in Joint Ventures (Continued)

Reconciliation of the summarised financial information presented to the carrying amounts of their interests in the joint ventures are as follows:

12 於合營公司之投資(續)

所呈列的財務資料概要與其於合營公司的權益賬面值之對賬如下：

| | | BJDFWH 北京東方文華 | | | GDDFCL 廣州第一染織廠 | |
|--------------------------------------|--------------------------|--|--|--|--------------------------------|--------------------------------|
| | | Office Building (South) 寫字樓(南) HK\$'000 千港元 | Office Building (North) 寫字樓(北) HK\$'000 千港元 | Musical Hall 音樂廳 HK\$'000 千港元 | Total 總計 HK\$'000 千港元 | Total 總計 HK\$'000 千港元 |
| Year ended 31st December 2017 | 截至二零一七年十二月三十一日止年度 | | | | | |
| Net assets at 1st January 2017 | 於二零一七年一月一日之淨資產 | 813,780 | 3,163,687 | (29,229) | 3,948,238 | 6,803,871 |
| Post-acquisition results | 收購後業績 | (26,069) | 143,938 | (1,430) | 116,439 | 67,990 |
| Exchange difference | 匯兌差額 | 56,136 | 226,830 | (2,098) | 280,868 | 479,358 |
| Net assets at 31st December 2017 | 於二零一七年十二月三十一日之淨資產 | 843,847 | 3,534,455 | (32,757) | 4,345,545 | 7,351,219 |
| Shared by the Group | 本集團分佔 | 100% | 45% | 0% | | 65% |
| Other costs/differences | 其他成本／差額 | 843,847 | 1,590,505 | — | 2,434,352 | 4,778,292 |
| | | — | (20,912) | — | (20,912) | (4,736) |
| Investments in joint ventures | 於合營公司之投資 | 843,847 | 1,569,593 | — | 2,413,440 | 4,773,556 |
| Year ended 31st December 2016 | 截至二零一六年十二月三十一日止年度 | | | | | |
| Net assets at 1st January 2016 | 於二零一六年一月一日之淨資產 | 877,314 | 3,228,532 | (29,007) | 4,076,839 | 7,149,514 |
| Post-acquisition results | 收購後業績 | (8,153) | 144,491 | (2,128) | 134,210 | 111,310 |
| Exchange difference | 匯兌差額 | (55,381) | (209,336) | 1,906 | (262,811) | (456,953) |
| Net assets at 31st December 2016 | 於二零一六年十二月三十一日之淨資產 | 813,780 | 3,163,687 | (29,229) | 3,948,238 | 6,803,871 |
| Shared by the Group | 本集團分佔 | 100% | 45% | 0% | | 65% |
| Other costs/differences | 其他成本／差額 | 813,780 | 1,423,659 | — | 2,237,439 | 4,422,516 |
| | | — | (19,541) | — | (19,541) | (4,438) |
| Investments in joint ventures | 於合營公司之投資 | 813,780 | 1,404,118 | — | 2,217,898 | 4,418,078 |

12 Investments in Joint Ventures (Continued)

12 於合營公司之投資(續)

Summarised statements of comprehensive income

全面收益表概要

| | | BJDFWH 北京東方文華 | | GDDFCL 廣州第一染織廠 | |
|---|-------------------|----------------------------------|----------------------------------|----------------------------------|----------------------------------|
| | | 2017 二零一七年 HK\$'000 千港元 | 2016 二零一六年 HK\$'000 千港元 | 2017 二零一七年 HK\$'000 千港元 | 2016 二零一六年 HK\$'000 千港元 |
| Revenues | 收益 | 287,255 | 290,532 | — | — |
| Fair value gain on investment properties | 投資物業公平值收益 | 91,307 | 66,963 | — | — |
| Profit before taxation | 除稅前溢利 | 183,359 | 193,560 | 90,719 | 147,326 |
| Taxation | 稅項 | (66,919) | (59,350) | (22,729) | (36,016) |
| Profit for the year and total comprehensive income for the year | 年度溢利及年度全面收入總額 | 116,440 | 134,210 | 67,990 | 111,310 |
| Share by the Group of profit for the year and total comprehensive income for the year | 集團應佔年度溢利及年度全面收入總額 | 38,703 | 56,868 | 44,193 | 72,352 |

The information above reflects the amounts presented in the financial statements of the joint ventures, adjusted for differences in accounting policies between the Group and the joint ventures.

上述資料反映呈列於合營公司之財務報表的金額，並已就本集團及該合營公司的會計政策的差異作出調整。

The Group has one remaining immaterial joint venture and the Group's share of result of the joint venture for the year ended 31st December 2016 and 2017 is as follows:

本集團還擁有一間不重大的合營公司，而本集團於截至二零一六年及二零一七年十二月三十一日止年度分佔該合營公司的業績如下：

| | | 2017 二零一七年 HK\$'000 千港元 | 2016 二零一六年 HK\$'000 千港元 |
|--|-----------------|----------------------------------|----------------------------------|
| Share of profit for the year and total comprehensive income for the year | 分佔年度溢利及年度全面收入總額 | 3,805 | 14,624 |

Details of the joint ventures as at 31st December 2017 are set out in Note 42.

於二零一七年十二月三十一日之合營公司詳情載於附註42。

13 Available-For-Sale Financial Assets

13 可供出售財務資產

| | | 2017 二零一七年 HK\$'000 千港元 | 2016 二零一六年 HK\$'000 千港元 |
|--|----------------------------|----------------------------------|----------------------------------|
| At 1st January | 於一月一日 | 3,406,109 | 3,129,699 |
| Additions | 新增 | 222,991 | 443,113 |
| Fair value gain recognised in other comprehensive income (Note 26) | 於其他全面收入中確認之 公平值收益(附註26) | 378,207 | 47,336 |
| Exchange difference | 匯兌差額 | 252,036 | (214,039) |
| At 31st December | 於十二月三十一日 | 4,259,343 | 3,406,109 |
| Non-current assets: | 非流動資產: | | |
| Unlisted securities: | 非上市證券: | | |
| — Equity securities, Mainland China | — 股本證券, 中國大陸 | 3,578,733 | 2,977,048 |
| — Debt securities, Mainland China | — 債務證券, 中國大陸 | 460,610 | 429,061 |
| Current assets: | 流動資產: | | |
| — Debt securities, Hong Kong | — 債務證券, 香港 | 220,000 | — |
| At 31st December | 於十二月三十一日 | 4,259,343 | 3,406,109 |

Available-for-sale financial assets include 3.57% and 4.32% equity interests in two financial institutions in Mainland China. All investments are denominated in Renminbi.

可供出售財務資產包括兩間中國大陸金融機構3.57%及4.32%之股本權益。所有投資均以人民幣計值。

14 Financial Assets at Fair Value Through Profit or Loss

14 按公平值透過損益列賬之財務資產

| | | 2017 二零一七年 HK\$'000 千港元 | 2016 二零一六年 HK\$'000 千港元 |
|--|-------------------|----------------------------------|----------------------------------|
| Listed securities: | 上市證券: | | |
| — Equity securities, Hong Kong, at quoted market value | — 股本證券, 香港, 按所報市價 | 174,493 | 83,249 |
| Unlisted securities: | 非上市證券: | | |
| — Equity securities, Mainland China | — 股本證券, 中國大陸 | 359 | 335 |
| | | 174,852 | 83,584 |

Changes in fair values of financial assets at fair value through profit or loss are recorded in other gains, net, in the consolidated income statement (Note 27).

按公平值透過損益列賬之財務資產之公平值變動乃列入綜合收益表之其他收益, 淨額內(附註27)。

15 Loan Receivables

15 應收貸款

| | | 2017 二零一七年 HK\$'000 千港元 | 2016 二零一六年 HK\$'000 千港元 |
|-----------------|-----------|----------------------------------|----------------------------------|
| Non-current (i) | 非流動部分 (i) | 1,536,051 | — |
| Current (ii) | 流動部分 (ii) | 299,075 | — |
| | | 1,835,126 | — |

- (i) The balance includes an amount of approximately HK\$1,452 million (2016: nil) which bears interest at 13.2% per annum and will mature in 2 years from the date of provision of the loan. The loan is secured by various parcels of land and properties in Huizhou, Guangdong Province, Mainland China.

The balance also includes an amount of approximately HK\$84 million (2016: nil) which is unsecured, bears interest at 14.4% per annum and will mature in 2 years from the date of provision of the loan.

- (ii) The balance represents a loan to a non-controlling interest of a subsidiary of the Group. The loan bears interest at 12% per annum, repayable upon sale of properties by the subsidiary, and is secured by various properties in Hebei Province, Mainland China.

All balances are dominated in Renminbi. The carrying amounts of the balances approximate their fair values. There is no provision for impairment of the loan receivables.

- (i) 結餘包括約1,452百萬港元(二零一六年：零)的款項，有關款項按年利率13.2厘計息，將於提供貸款當日起計兩年到期。貸款以位於中國大陸廣東省惠州多幅土地及物業作抵押。

結餘亦包括約84百萬港元(二零一六年：零)的款項，有關款項並無抵押、按年利率14.4厘計息，並將於提供貸款當日起計兩年到期。

- (ii) 結餘指向本集團一間附屬公司非控制權益提供的貸款。貸款按年利率12厘計息、於附屬公司出售物業時償還，並以位於中國大陸河北省多間物業作抵押。

全部結餘均以人民幣計值。結餘賬面值與其公平值相若。概無就應收貸款作出減值撥備。

16 Prepayments for Acquisition of Land, Prepayments for Construction Work and Prepayments, Deposits and Other Current Assets

16 收購土地預付款項、建設工程之預付款項及預付款項、按金及其他流動資產

| | | 2017 二零一七年 HK\$'000 千港元 | 2016 二零一六年 HK\$'000 千港元 |
|--|----------------|----------------------------------|----------------------------------|
| Non-current | 非流動 | | |
| Prepayments for acquisition of land (i) | 收購土地預付款項(i) | 127,264 | 118,927 |
| Prepayments for construction work (ii) | 建設工程之預付款項(ii) | — | 28,682 |
| Current | 流動 | | |
| Prepayments for acquisition of land (i) | 收購土地預付款項(i) | 10,079,270 | 9,058,323 |
| Other receivables (iii) | 其他應收款項(iii) | 641,207 | 201,998 |
| Deposits for acquisition of equity interest (iv) | 收購股本權益之按金(iv) | 616,980 | 17,550 |
| Guarantee deposits | 擔保按金 | 70,582 | 65,958 |
| Prepayments for construction work | 建設工程之預付款項 | 235,956 | 186,443 |
| Land tender deposits | 土地投標按金 | 23,926 | 293,792 |
| Prepaid sales taxes | 預付銷售稅 | 344,773 | 503,668 |
| Utility and other deposits | 公用設施及其他按金 | 933,889 | 693,612 |
| Others | 其他 | 1,011,691 | 786,479 |
| Prepayments, deposits and other current assets | 預付款項、按金及其他流動資產 | 3,879,004 | 2,749,500 |

- (i) Prepayments for acquisition of land for owner-occupied properties are classified as non-current, whereas the prepayments for acquisition of land for development for sale are classified as current.

Prepayments for acquisition of land represent advances made for the acquisitions of land use rights in Beijing, Shanghai, Guangzhou and Tianjin, Mainland China. Formal land use right certificates have not yet been obtained as at 31st December 2017.

The balance includes an amount of approximately HK\$4,486 million (2016: HK\$4,192 million) for the land situated in Chaoyang District, Beijing, Mainland China in connection with the Group's acquisition of 80% equity interest in Believe Best Investments Limited, which, through its wholly owned subsidiary, possesses the right to develop the Jing Run Project on the land (Note 38(f)).

The balance also includes an amount of approximately HK\$4,069 million (2016: HK\$3,802 million) for the land situated in Panyu District, Guangdong, Mainland China in connection with the Group's acquisition of 100% equity interest in Panyu Zhujiang Real Estate Limited, which possesses the right to develop the land (see also Note 38(e)).

- (i) 為自用物業收購土地預付款項分類為非流動，而用作開發以銷售的收購土地預付款項則分類為流動。

收購土地之預付款項指就於中國大陸北京、上海、廣州及天津收購土地使用權而作出之墊款。於二零一七年十二月三十一日，尚未取得正式土地使用權證。

結餘包括位於中國大陸北京朝陽區之地塊約4,486百萬港元(二零一六年：4,192百萬港元)，該地塊乃與本集團收購信佳投資有限公司之80%權益有關，而該公司透過其全資附屬公司持有發展京潤項目地塊之權利(附註38(f))。

結餘款項亦包括位於中國大陸廣東番禺區之地塊約4,069百萬港元(二零一六年：3,802百萬港元)，該地塊乃與本集團收購番禺珠江房地產有限公司之100%權益有關，而該公司擁有發展該土地之開發權(亦請參閱附註38(e))。

16 Prepayments for Acquisition of Land, Prepayments for Construction Work and Prepayments, Deposits and Other Current Assets (Continued)

- (ii) Prepayments for construction work relate to construction work to be performed by Farrich Investments Limited, a related company, on a piece of land situated in Tongzhou District, Beijing, Mainland China (Note 38(g)).
- (iii) Other receivables relate to the Group's participation in land development projects in Beijing and Huizhou, Guangdong Province, Mainland China with returns based on a pre-determined percentage of funds invested by the Group. Other receivables are denominated in Renminbi. Their carrying amounts approximate fair values.
- (iv) This represents deposits made to independent third parties for the acquisition of equity interests in entities whose principal activities are property holding and development. The acquisitions are not yet completed as at 31st December 2017.

17 Accounts Receivable

Accounts receivable mainly arise from sales of properties, and property management services. No credit terms were granted.

Accounts receivable is related to a number of independent customers, and denominated in Renminbi. The carrying value of accounts receivable approximates their fair values.

The maximum exposure to credit risk is the carrying amount of accounts receivable mentioned above.

As at 31st December 2017, accounts receivable of HK\$630,653,000 (2016: HK\$542,974,000) were past due but not impaired. These relate to a number of independent customers.

16 收購土地預付款項、建設工程之預付款項及預付款項、按金及其他流動資產(續)

- (ii) 將由一間關連公司遠富投資有限公司在一幅位於中國大陸北京通州區之土地上進行的建設工程有關的建設工程之預付款項(附註38(g))。
- (iii) 其他應收款項與本集團參與中國大陸北京及廣東省惠州有回報(根據本集團所投入資金預先釐訂百分比計算)之土地開發項目有關。其他應收款項以人民幣計值，賬面值與公平值相若。
- (iv) 此乃指就收購實體(其主要業務為物業持有及開發)之權益而向獨立第三方作出之按金。於二零一七年十二月三十一日，收購尚未完成。

17 應收賬款

應收賬款主要從物業銷售及物業管理服務產生。概無授予任何信貸條款。

應收賬款與多名獨立客戶有關並以人民幣計值。應收賬款之賬面值與其公平值相若。

本集團所面臨之最大信貸風險為上文所述應收賬款之賬面值。

於二零一七年十二月三十一日，應收賬款630,653,000港元(二零一六年：542,974,000港元)已逾期但未減值。該等款項與多名獨立客戶有關。

17 Accounts Receivable (Continued)

The ageing analysis of accounts receivable (excluding those impaired) is as follows:

| | | 2017 二零一七年 HK\$'000 千港元 | 2016 二零一六年 HK\$'000 千港元 |
|----------------|--------|----------------------------------|----------------------------------|
| 0 to 3 months | 0至3個月 | 374,540 | 291,302 |
| 3 to 6 months | 3至6個月 | 38,552 | 29,686 |
| 6 to 9 months | 6至9個月 | 26,467 | 24,326 |
| 9 to 12 months | 9至12個月 | 23,705 | 20,717 |
| Over 12 months | 超過12個月 | 167,389 | 176,943 |
| | | 630,653 | 542,974 |

As at 31st December 2017, accounts receivable of HK\$ 131,620,000 (2016: HK\$108,785,000) were past due for over 12 months and were fully provided for impairment. These related to a number of independent customers.

此等應收賬款(不包括減值者)之賬齡分析如下:

於二零一七年十二月三十一日, 應收賬款131,620,000港元(二零一六年: 108,785,000港元)已逾期超過十二個月並已全數作減值撥備。此等款項與多名獨立客戶有關。

Movements on the provision for impairment of accounts receivable are as follows:

應收賬款減值撥備之變動如下:

| | | 2017 二零一七年 HK\$'000 千港元 | 2016 二零一六年 HK\$'000 千港元 |
|---|------------------|----------------------------------|----------------------------------|
| At 1st January | 於一月一日 | 108,785 | 126,210 |
| Provision for/(reversal of) recognised in the consolidated income statement | 綜合收益表內確認之撥備/(回撥) | 14,694 | (9,875) |
| Exchange difference | 匯兌差額 | 8,141 | (7,550) |
| At 31st December | 於十二月三十一日 | 131,620 | 108,785 |

18 Pledged/Charged Bank Deposits and Cash and Cash Equivalents

18 已抵押／押記銀行存款以及現金及現金等價物

| | | 2017 二零一七年 HK\$'000 千港元 | 2016 二零一六年 HK\$'000 千港元 |
|-------------------------------------|--------------|----------------------------------|----------------------------------|
| Cash at bank and on hand | 銀行及手頭現金 | 5,802,782 | 6,314,898 |
| Short-term bank deposits | 短期銀行存款 | 50 | 50 |
| | | 5,802,832 | 6,314,948 |
| Less: pledged/charged bank deposits | 減：已抵押／押記銀行存款 | (405,842) | (261,215) |
| Cash and cash equivalents | 現金及現金等價物 | 5,396,990 | 6,053,733 |

As at 31st December 2017, the Group's pledged/charged bank deposits mainly represented deposits charged by certain banks in relation to the granting of banking facilities and the processing of mortgage facilities granted by the banks to buyers of the Group's properties.

於二零一七年十二月三十一日，本集團之已抵押／押記銀行存款主要代表已抵押予若干銀行，以便授出銀行信貸及銀行處理有關向本集團物業買家授予按揭信貸額。

As required by the PRC State-Owned Land and Resource Bureau, certain property development companies of the Group are required to place in designated bank accounts certain amount of pre-sale proceeds of properties to finance the construction of the related properties. Such restricted bank deposits represent normal operating fund and are presented as part of cash and cash equivalents. As at 31st December 2017, cash and cash equivalents include pre-sale proceeds of HK\$1,250,502,000 (2016: HK\$897,813,000) placed in designated bank accounts.

根據中國國土資源局規定，本集團若干物業發展公司須向指定銀行戶口存入物業預售所得的部分款項，作為興建相關物業的資金。有關受限制存款為一般營運資金，並作為現金及現金等價物之部分列賬。於二零一七年十二月三十一日，現金及現金等價物包括存於指定銀行戶口的預售所得款項1,250,502,000港元(二零一六年：897,813,000港元)。

Pledged/charged bank deposits and cash and cash equivalents are denominated in the following currencies:

已抵押／押記銀行存款以及現金及現金等價物乃以下列貨幣列值：

| | | 2017 二零一七年 HK\$'000 千港元 | 2016 二零一六年 HK\$'000 千港元 |
|------------------|-----|----------------------------------|----------------------------------|
| Renminbi | 人民幣 | 5,472,564 | 5,308,535 |
| Hong Kong dollar | 港元 | 224,582 | 945,603 |
| US dollar | 美元 | 92,000 | 45,311 |
| Euro | 歐元 | 13,676 | 15,485 |
| Others | 其他 | 10 | 14 |
| | | 5,802,832 | 6,314,948 |

19 Land Cost Payable

| | | 2017 二零一七年 HK\$'000 千港元 | 2016 二零一六年 HK\$'000 千港元 |
|--|--------------------|----------------------------------|----------------------------------|
| Land cost payable | 應付土地成本 | 98,157 | 130,931 |
| Less: Amount due within one year included in current liabilities | 減：計入流動負債須於一年內償還之金額 | (5,327) | (44,104) |
| | | 92,830 | 86,827 |

Land cost payable is denominated in Renminbi. Their carrying amounts approximate fair values.

應付土地成本以人民幣計值，賬面值與公平值相若。

20 Accounts Payable

Ageing analysis of accounts payable (including amounts due to related companies of trading in nature) is as follows:

| | | 2017 二零一七年 HK\$'000 千港元 | 2016 二零一六年 HK\$'000 千港元 |
|----------------|--------|----------------------------------|----------------------------------|
| 0 to 3 months | 0至3個月 | 3,084,449 | 382,073 |
| 3 to 6 months | 3至6個月 | 38,683 | 192,173 |
| 6 to 9 months | 6至9個月 | 403 | 277,598 |
| 9 to 12 months | 9至12個月 | 10,705 | 333,951 |
| Over 12 months | 超過12個月 | 4,746,775 | 4,529,269 |
| | | 7,881,015 | 5,715,064 |

As at 31st December 2017, approximately HK\$603,393,000 (2016: HK\$585,989,000) of accounts payable were due to certain related companies in respect of property construction.

於二零一七年十二月三十一日，應付賬款中約603,393,000港元(二零一六年：585,989,000港元)為就物業建築應付若干關連公司之賬款。

Accounts payable are denominated in Renminbi. The carrying value of accounts payable approximates their fair values.

應付賬款以人民幣計值。應付賬款之賬面值與其公平值相若。

21 Borrowings

21 借貸

| | | 2017 二零一七年 HK\$'000 千港元 | 2016 二零一六年 HK\$'000 千港元 |
|---|---------------|----------------------------------|----------------------------------|
| Non-current | 非流動 | | |
| Bank and financial institution borrowings | 銀行及財務機構借貸 | 35,810,619 | 29,183,000 |
| Corporate bonds (Note (a)) | 公司債券(附註(a)) | — | 3,449,758 |
| Asset-backed securities (Note (b)) | 資產支持證券(附註(b)) | 1,816,195 | 2,581,087 |
| | | 37,626,814 | 35,213,845 |
| Current | 流動 | | |
| Bank and financial institution borrowings | 銀行及財務機構借貸 | 11,537,211 | 8,810,163 |
| Corporate bonds (Note (a)) | 公司債券(附註(a)) | 3,698,135 | — |
| Asset-backed securities (Note (b)) | 資產支持證券(附註(b)) | 327,627 | 728,215 |
| | | 15,562,973 | 9,538,378 |
| | | 53,189,787 | 44,752,223 |

Notes:

附註:

- (a) In June 2016, the Group issued 4.95% corporate bonds with an aggregate nominal value of RMB3,100,000,000 (equivalent to approximately HK\$3,708,533,000) (the "Bonds"). The Bonds will mature in June 2019 and are repayable at their nominal value of RMB3,100,000,000. The Group has the right to adjust the coupon rate and the investors are entitled at its option to sell back the Bonds to the Group at the end of the second year from the date of issue, subject to the terms and conditions specified in the offering circular.
- (b) In March 2016, the Group issued asset-backed securities with an aggregate nominal value of RMB2,107,000,000 (equivalent to approximately HK\$2,520,606,000) (the "Securities"). The Securities will mature in 2017, 2018, 2019, 2020, 2021 and 2022 and are repayable at their nominal value of RMB2,107,000,000. Subject to the terms and conditions specified in the offering circular, the Group has the right to redeem all of the Securities which mature in 2020, 2021 and 2022 ("the Redeemable Securities") at the end of the third year from the date of issue, the investors are also entitled to sell back the Redeemable Securities to the Group on the same date.

- (a) 於二零一六年六月，本集團發行總面值為人民幣3,100,000,000元(相等於約3,708,533,000港元)之4.95厘公司債券(「債券」)。債券於二零一九年六月到期，並將按其面值人民幣3,100,000,000元償還。根據發售通函列明之條款及條件，本集團有權調整票面利率，而投資者有權選擇於發行日期起計第二年年末向本集團售回債券。
- (b) 於二零一六年三月，本集團發行總面值為人民幣2,107,000,000元(相等於約2,520,606,000港元)之資產支持證券(「證券」)。證券將於二零一七年、二零一八年、二零一九年、二零二零年、二零二一年及二零二二年到期，並將按其面值人民幣2,107,000,000元償還。根據發售通函列明之條款及條件，本集團有權於發行日期起計第三年年底贖回所有於二零二零年、二零二一年及二零二二年到期的證券(「可贖回證券」)，而投資者亦有權於相同日期向本集團售回可贖回證券。

In October 2016, the Group issued asset-backed securities with an aggregate nominal value of RMB880,000,000 (equivalent to approximately HK\$1,052,745,000) (the "Securities"). The Securities will mature in 2017 and 2018 and are repayable at their nominal value of RMB880,000,000. In May 2017, the Group redeemed all the Securities at the principal amount of RMB880,000,000 (equivalent to approximately HK\$1,052,745,000) according to the mechanism specified in the offering circular, plus accrued and unpaid interest to the redemption date. The redemption amount was equal to its nominal value. The unamortised borrowing costs totalling HK\$5,242,000 were charged to the consolidated income statement for the year ended 31st December 2017.

於二零一六年十月，本集團發行總面值為人民幣880,000,000元(相等於約1,052,745,000港元)之資產支持證券(「證券」)。證券將於二零一七年及二零一八年到期，並將按其面值人民幣880,000,000元償還。於二零一七年五月，本集團根據發售通函列明之機制贖回所有證券，本金金額為人民幣880,000,000元(相等於約1,052,745,000港元)，另加直至贖回日期應計及未支付的利息。贖回金額等於其面值。未攤銷借貸成本合計5,242,000港元已計入截至二零一七年十二月三十一日止年度的綜合收益表內。

21 Borrowings (Continued)

The maturity analysis of the borrowings is as follows:

| | | Bank and financial institution borrowings 銀行及財務機構借貸 | | Corporate bonds 公司債券 | | Asset-backed securities 資產支持證券 | | Total 總計 | |
|----------------------------|-------|---|------------|-------------------------|-----------|-----------------------------------|-----------|-------------|------------|
| | | 2017 | 2016 | 2017 | 2016 | 2017 | 2016 | 2017 | 2016 |
| | | 二零一七年 | 二零一六年 | 二零一七年 | 二零一六年 | 二零一七年 | 二零一六年 | 二零一七年 | 二零一六年 |
| | | HK\$'000 | HK\$'000 | HK\$'000 | HK\$'000 | HK\$'000 | HK\$'000 | HK\$'000 | HK\$'000 |
| | | 千港元 | 千港元 | 千港元 | 千港元 | 千港元 | 千港元 | 千港元 | 千港元 |
| Within one year | 一年內 | 11,537,211 | 8,810,163 | 3,698,135 | — | 327,627 | 728,215 | 15,562,973 | 9,538,378 |
| Between one and two years | 一年至兩年 | 8,793,157 | 11,309,800 | — | — | 1,816,195 | 942,283 | 10,609,352 | 12,252,083 |
| Between two and five years | 兩年至五年 | 21,572,306 | 9,201,794 | — | 3,449,758 | — | 1,638,804 | 21,572,306 | 14,290,356 |
| Over five years | 超過五年 | 5,445,156 | 8,671,406 | — | — | — | — | 5,445,156 | 8,671,406 |
| | | 47,347,830 | 37,993,163 | 3,698,135 | 3,449,758 | 2,143,822 | 3,309,302 | 53,189,787 | 44,752,223 |

The borrowings are denominated in the following currencies and with the following respective weighted average effective interest rates:

借貸以下列貨幣為單位及按下列各實際加權平均利率計息：

| | | 2017 二零一七年 | | 2016 二零一六年 | |
|--|-----------------|---------------|----------------------------|---------------|----------------------------|
| | | HK\$'000 | Effective interest rate | HK\$'000 | Effective interest rate |
| | | 千港元 | 實際利率 | 千港元 | 實際利率 |
| Renminbi | 人民幣 | | | | |
| — Bank and financial institution borrowings | — 銀行及財務 機構借貸 | 45,285,813 | 5.99% | 36,998,122 | 6.50% |
| — Corporate bonds | — 公司債券 | 3,698,135 | 5.15% | 3,449,758 | 5.15% |
| — Asset-backed securities | — 資產支持證券 | 2,143,822 | 6.28% | 3,309,302 | 5.84% |
| EUR | 歐元 | | | | |
| — Bank borrowings | — 銀行借貸 | — | N/A | 995,041 | 1.68% |
| HK dollar | 港元 | | | | |
| — Bank borrowings | — 銀行借貸 | 2,062,017 | 1.34% | — | N/A |
| | | 53,189,787 | | 44,752,223 | |

21 Borrowings (Continued)

The carrying amounts and the fair values of the borrowings are as follows:

| | | Carrying amount 賬面值 | | Fair values 公平值 | |
|---|-----------|----------------------------------|----------------------------------|----------------------------------|----------------------------------|
| | | 2017 二零一七年 HK\$'000 千港元 | 2016 二零一六年 HK\$'000 千港元 | 2017 二零一七年 HK\$'000 千港元 | 2016 二零一六年 HK\$'000 千港元 |
| Bank and financial institution borrowings | 銀行及財務機構借貸 | 47,347,830 | 37,993,163 | 47,514,000 | 39,100,423 |
| Corporate bonds | 公司債券 | 3,698,135 | 3,449,758 | 3,703,067 | 3,457,259 |
| Asset-backed securities | 資產支持證券 | 2,143,822 | 3,309,302 | 2,147,111 | 3,311,862 |
| | | 53,189,787 | 44,752,223 | 53,364,178 | 45,869,544 |

The fair values of the bank and financial institution borrowings, corporate bonds and asset-backed securities are based on cash flows discounted using the Group's average borrowings rate of 1.4% to 7.0% per annum as at the year end (2016: 1.5% to 6.3% per annum), depending on the currency of the borrowings. The fair values of the senior notes are based on the market price as at the year end date.

As at 31st December 2017, the Group's bank and financial institution borrowings were secured by:

- (i) the Group's land (prepaid operating lease payments for hotel properties and self-use buildings) of approximately HK\$404,475,000 (2016: HK\$172,226,000);
- (ii) the Group's hotel properties of approximately HK\$1,558,617,000 (2016: HK\$1,343,186,000);
- (iii) the Group's properties under development for sale of approximately HK\$16,710,038,000 (2016: HK\$17,880,067,000);
- (iv) the Group's completed properties for sale of approximately HK\$3,831,990,000 (2016: HK\$4,137,655,000);
- (v) the Group's investment properties of approximately HK\$17,441,687,000 (2016: HK\$13,011,915,000);
- (vi) the Group's available-for-sale financial assets of approximately HK\$3,396,705,000 (2016: HK\$2,977,048,000);

21 借貸(續)

借貸之賬面值及公平值如下：

於年結日，銀行及財務機構借貸、公司債券及資產支持證券的公平值乃根據本集團平均借貸年利率1.4厘至7.0厘（二零一六年：年利率1.5厘至6.3厘）（視乎借貸貨幣）計算之折算現金流釐訂。優先票據之公平值乃以年結日時市場價格為基準。

於二零一七年十二月三十一日，本集團之銀行及財務機構之借貸乃以下列抵押品擔保：

- (i) 本集團約404,475,000港元（二零一六年：172,226,000港元）之土地（酒店物業及自用樓宇之預付經營租賃款項）；
- (ii) 本集團約1,558,617,000港元（二零一六年：1,343,186,000港元）之酒店物業；
- (iii) 本集團約16,710,038,000港元（二零一六年：17,880,067,000港元）之可供出售之發展中物業；
- (iv) 本集團約3,831,990,000港元（二零一六年：4,137,655,000港元）之可供出售之已落成物業；
- (v) 本集團約17,441,687,000港元（二零一六年：13,011,915,000港元）之投資物業；
- (vi) 本集團約3,396,705,000港元（二零一六年：2,977,048,000港元）之可供出售財務資產；

21 Borrowings (Continued)

- (vii) the Group's bank deposits of HK\$33,436,000 (2016: nil); and
- (viii) the Group's equity interests in subsidiaries of HK\$1,792,368,000 (2016: HK\$961,899,000).

21 借貸(續)

- (vii) 本集團為33,436,000港元(二零一六年:零)之銀行存款;及
- (viii) 本集團於附屬公司之股本權益1,792,368,000港元(二零一六年:961,899,000港元)。

22 Deferred Income Tax

Deferred tax assets and deferred tax liabilities are offset when there is a legally enforceable right to offset current tax assets against current tax liabilities and when the deferred income taxes relate to the same tax authority. The offset amounts are as follows:

22 遞延所得稅

遞延稅項資產及遞延稅項負債僅在本期稅項資產及本期稅項負債有合法可強制執行權利互相抵銷及遞延所得稅與同一稅務機關有關,方可互相抵銷。抵銷金額如下:

| | | 2017 二零一七年 HK\$'000 千港元 | 2016 二零一六年 HK\$'000 千港元 |
|---|--------------------|----------------------------------|----------------------------------|
| Deferred tax assets: | 遞延稅項資產: | | |
| — Deferred tax assets to be recovered after more than twelve months | — 將於十二個月後收回之遞延稅項資產 | 653,413 | 425,029 |
| — Deferred tax assets to be recovered within twelve months | — 將於十二個月內收回之遞延稅項資產 | 86,747 | 70,496 |
| | | 740,160 | 495,525 |
| Deferred tax liabilities: | 遞延稅項負債: | | |
| — Deferred tax liabilities to be realised after more than twelve months | — 將於十二個月後變現之遞延稅項負債 | (7,412,051) | (5,644,940) |
| — Deferred tax liabilities to be realised within twelve months | — 將於十二個月內變現之遞延稅項負債 | (234,690) | (435,468) |
| | | (7,646,741) | (6,080,408) |
| | | (6,906,581) | (5,584,883) |

22 Deferred Income Tax (Continued)

22 遞延所得稅(續)

The net movements in deferred taxation are as follows:

遞延稅項淨變動如下：

| | | 2017 二零一七年 HK\$'000 千港元 | 2016 二零一六年 HK\$'000 千港元 |
|---|--------------------------|----------------------------------|----------------------------------|
| Assets/(liabilities) | 資產/(負債) | | |
| At 1st January | 於一月一日 | (5,584,883) | (5,461,742) |
| Recognised in the consolidated income statement (Note 32) | 於綜合收益表確認(附註32) | (961,346) | (490,792) |
| (Credited directly to)/released directly from other comprehensive income (Note 26) | (直接計入)/直接解除自其他全面收入(附註26) | | |
| — Fair value gain on available-for-sale financial assets | — 可供出售財務資產之公平值收益 | (94,552) | (11,834) |
| — Assets revaluation reserve realised upon disposal of completed properties held for sale | — 出售持作出售已落成物業時變現之資產重估儲備 | 157,224 | 17,716 |
| Exchange difference | 匯兌差額 | (423,024) | 361,769 |
| At 31st December | 於十二月三十一日 | (6,906,581) | (5,584,883) |

The movements in deferred tax assets and deferred tax liabilities, without taking into consideration the offsetting of balances within the same tax jurisdiction, are as follows:

遞延稅項資產及遞延稅項負債之變動(並無考慮相同稅務司法權區內之結餘抵銷)如下：

Deferred tax assets

遞延稅項資產

| | | Tax losses 稅項虧損 | |
|---|----------|----------------------------------|----------------------------------|
| | | 2017 二零一七年 HK\$'000 千港元 | 2016 二零一六年 HK\$'000 千港元 |
| At 1st January | 於一月一日 | 495,525 | 402,162 |
| Recognised in the consolidated income statement | 於綜合收益表確認 | 202,789 | 122,761 |
| Exchange difference | 匯兌差額 | 41,846 | (29,398) |
| At 31st December | 於十二月三十一日 | 740,160 | 495,525 |

22 Deferred Income Tax (Continued)

Deferred tax liabilities

| | | Withholding income tax on undistributed profits 來自未分派 溢利之預扣 所得稅 HK\$'000 千港元 | Revaluation surplus 重估盈餘 HK\$'000 千港元 | Total 總計 HK\$'000 千港元 |
|---|--------------------|--|---|--------------------------------|
| At 1st January 2016 | 於二零一六年一月一日 | (71,216) | (5,792,688) | (5,863,904) |
| Recognised in the consolidated income statement | 於綜合收益表確認 | (2,842) | (610,711) | (613,553) |
| Released directly from other comprehensive income, net | 直接解除自其他全面 收入，淨額 | — | 5,882 | 5,882 |
| Exchange difference | 匯兌差額 | 4,606 | 386,561 | 391,167 |
| At 31st December 2016 | 於二零一六年 十二月三十一日 | (69,452) | (6,010,956) | (6,080,408) |
| Recognised in the consolidated income statement | 於綜合收益表確認 | (1,935) | (1,162,200) | (1,164,135) |
| Released directly from other comprehensive income, net | 直接解除自其他全面 收入，淨額 | — | 62,672 | 62,672 |
| Exchange difference | 匯兌差額 | (4,937) | (459,933) | (464,870) |
| At 31st December 2017 | 於二零一七年十二月 三十一日 | (76,324) | (7,570,417) | (7,646,741) |

The recognised deferred tax assets relate to tax losses amounting to approximately HK\$2,960,640,000 (2016: HK\$1,982,100,000) which are expiring from 2018 through 2022.

Deferred tax assets are recognised for tax loss carried forward to the extent that the realisation of the related tax benefit through future taxable profits is probable. As at 31st December 2017, the Group did not recognise deferred tax assets of approximately HK\$386,039,000 (2016: HK\$398,847,000) in respect of tax losses amounting to approximately HK\$1,925,642,000 (2016: HK\$2,114,646,000).

As at 31st December 2017, deferred tax liabilities of HK\$2,301,160,000 (2016: HK\$1,772,743,000) have not been recognised for withholding tax on the unremitted earnings of certain subsidiaries in Mainland China, as these earnings are expected to be reinvested in Mainland China.

22 遞延所得稅(續)

遞延稅項負債

約2,960,640,000港元(二零一六年：1,982,100,000港元)之已確認有關稅項虧損之遞延稅項資產將於二零一八年至二零二二年期間屆滿。

遞延稅項資產乃因應相關稅務利益可透過未來應課稅溢利變現而就所結轉之稅項虧損作確認。於二零一七年十二月三十一日，本集團並無確認遞延稅項資產約386,039,000港元(二零一六年：398,847,000港元)，涉及稅項虧損約1,925,642,000港元(二零一六年：2,114,646,000港元)。

於二零一七年十二月三十一日，本集團尚未就若干中國大陸附屬公司未匯出盈利的預扣稅確認遞延稅項負債2,301,160,000港元(二零一六年：1,772,743,000港元)，原因為此等盈利預期將於中國大陸用作再投資。

23 Current Tax Liabilities

Current tax liabilities mainly represent payable for Mainland China corporate income tax and Mainland China land appreciation tax.

23 本期稅項負債

本期稅項負債主要指應付中國大陸企業所得稅及應付中國大陸土地增值稅。

24 Share Capital

24 股本

| | | Number of ordinary shares 普通股數目 '000 千股 | Par value 面值 HK\$'000 千港元 |
|---|--|--|------------------------------------|
| At 1st January 2016 | 於二零一六年一月一日 | 2,234,118 | 223,412 |
| Repurchase of own shares | 購回本身股份 | (8,558) | (856) |
| At 31st December 2016, 1st January 2017 and 31st December 2017 | 於二零一六年十二月三十一日、 二零一七年一月一日及 二零一七年十二月三十一日 | 2,225,560 | 222,556 |

The total authorised number of ordinary shares is 3,000,000,000 shares (2016: 3,000,000,000 shares), with a par value of HK\$0.1 per share (2016: HK\$0.1 per share).

法定普通股總數為3,000,000,000股(二零一六年：3,000,000,000股)每股面值0.1港元(二零一六年：每股面值0.1港元)之股份。

All issued shares are fully paid.

所有已發行股份均已繳足股款。

25 Non-Controlling Interests

The total non-controlling interests as at 31st December 2017 is HK\$2,143,533,000 (2016: HK\$1,988,176,000), of which HK\$2,084,930,000 (2016: HK\$1,901,901,000) relates to Believe Best Investments Limited ("Believe Best Group"). Believe Best Group is 80% owned by the Group and is principally engaged in property development in Chaoyang District, Beijing, Mainland China. The non-controlling interests in respect of the remaining subsidiaries are not material individually.

Set out below are the summarised financial information of Believe Best Group, which have included fair value adjustments resulted from the acquisition of Believe Best Group in prior years.

25 非控制性權益

於二零一七年十二月三十一日，非控制性權益總額為2,143,533,000港元(二零一六年：1,988,176,000港元)，其中2,084,930,000港元(二零一六年：1,901,901,000港元)與信佳投資有限公司(「信佳集團」)有關。信佳集團由本集團擁有80%權益，主要於中國大陸北京朝陽區從事物業發展。有關其餘附屬公司的非控制性權益各自並不重大。

信佳集團的財務資料概要載列於下文，已包括過往年度之收購信佳集團所導致之公平值調整。

25 Non-Controlling Interests (Continued)

25 非控制性權益(續)

Summarised consolidated balance sheet

綜合財務狀況表概要

| | | Believe Best Group 信佳集團 | |
|-------------------------|------------|----------------------------------|----------------------------------|
| | | 2017 二零一七年 HK\$'000 千港元 | 2016 二零一六年 HK\$'000 千港元 |
| Assets | 資產 | | |
| Non-current assets | 非流動資產 | 528,596 | 481,180 |
| Current assets | 流動資產 | 24,653,053 | 18,942,914 |
| Total assets | 總資產 | 25,181,649 | 19,424,094 |
| Liabilities | 負債 | | |
| Non-current liabilities | 非流動負債 | (9,541,200) | (6,821,684) |
| Current liabilities | 流動負債 | (5,849,380) | (3,548,125) |
| Total liabilities | 負債總額 | (15,390,580) | (10,369,809) |
| Net assets | 淨資產 | 9,791,069 | 9,054,285 |

Summarised consolidated statement of comprehensive income

綜合全面收益表概要

| | | Believe Best Group 信佳集團 | |
|---|----------------------|----------------------------------|----------------------------------|
| | | 2017 二零一七年 HK\$'000 千港元 | 2016 二零一六年 HK\$'000 千港元 |
| Revenues | 收益 | 767,627 | 469,234 |
| Profit/(loss) before taxation | 除稅前溢利／(虧損) | 219,522 | (75,743) |
| Taxation | 稅項 | (56,587) | 5,232 |
| Profit for the year and total comprehensive income/(loss) for the year | 年度溢利及年度全面收入／(虧損)總額 | 162,935 | (70,511) |
| Total comprehensive profit/(loss) attributable to non-controlling interests | 非控制性權益應佔之全面溢利／(虧損)總額 | 32,587 | (14,102) |

25 Non-Controlling Interests (Continued)

25 非控制性權益(續)

Summarised consolidated cash flow statement

綜合現金流量表概要

| | | Believe Best Group 信佳集團 | |
|--|--------------------|----------------------------------|----------------------------------|
| | | 2017 二零一七年 HK\$'000 千港元 | 2016 二零一六年 HK\$'000 千港元 |
| Cash flows from operating activities | 經營活動之現金流量 | | |
| Cash generated from operations | 經營產生之現金 | 189,506 | 5,828,170 |
| Mainland China corporate income tax paid | 已付中國大陸企業所得稅 | (4,628) | — |
| Mainland China land appreciation tax paid | 已付中國大陸土地增值稅 | (19,201) | (8,244) |
| Net cash generated from operating activities | 經營活動產生之現金淨額 | 165,677 | 5,819,926 |
| Net cash used in investing activities | 投資活動所用之現金淨額 | (15,903) | (453,764) |
| Net cash used in financing activities | 融資活動所用之現金淨額 | (106,932) | (5,530,927) |
| Net increase/(decrease) in cash and cash equivalents | 現金及現金等價物之增加／(減少)淨額 | 42,842 | (164,765) |
| Cash and cash equivalents at 1st January | 於一月一日之現金及現金等價物 | 145,063 | 325,227 |
| Exchange gain/(loss) on cash and cash equivalents | 現金及現金等價物之匯兌收益／(虧損) | 11,671 | (15,399) |
| Cash and cash equivalents at 31st December | 於十二月三十一日之現金及現金等價物 | 199,576 | 145,063 |

26 Reserves

26 儲備

For the year ended 31st December 2017

截至二零一七年十二月三十一日止年度

| | | Share premium 股份溢價 HK\$'000 千港元 | Statutory reserve (i) 法定儲備(ii) HK\$'000 千港元 | Assets revaluation reserve (ii) 資產重估 儲備(ii) HK\$'000 千港元 | Currency translation differences 貨幣 匯兌差額 HK\$'000 千港元 | Retained earnings 保留盈利 HK\$'000 千港元 | Total 總計 HK\$'000 千港元 |
|---|--------------------------|---|---|--|---|---|--------------------------------|
| Balance at 1st January 2017 | 於二零一七年一月一日 之結餘 | 15,800,776 | 161,117 | 1,735,612 | (189,495) | 36,686,324 | 54,194,334 |
| Profit for the year | 年度溢利 | — | — | — | — | 5,796,385 | 5,796,385 |
| Currency translation differences | 貨幣匯兌差額 | — | — | — | 3,998,372 | — | 3,998,372 |
| Fair value gains on available-for-sale financial assets | 可供出售財務資產之 公平值收益 | — | — | 378,207 | — | — | 378,207 |
| Realised upon disposal of completed properties held for sale | 出售持作出售 已落成物業時變現 | — | — | (335,845) | — | — | (335,845) |
| Dividends paid | 已付股息 | — | — | — | — | (222,556) | (222,556) |
| Deferred tax | 遞延稅項 | — | — | 62,672 | — | — | 62,672 |
| Balance at 31st December 2017 | 於二零一七年 十二月三十一日之 結餘 | 15,800,776 | 161,117 | 1,840,646 | 3,808,877 | 42,260,153 | 63,871,569 |

For the year ended 31st December 2016

截至二零一六年十二月三十一日止年度

| | | Share premium 股份溢價 HK\$'000 千港元 | Statutory reserve (i) 法定儲備(ii) HK\$'000 千港元 | Assets revaluation reserve (ii) 資產重估 儲備(ii) HK\$'000 千港元 | Currency translation differences 貨幣 匯兌差額 HK\$'000 千港元 | Retained earnings 保留盈利 HK\$'000 千港元 | Total 總計 HK\$'000 千港元 |
|---|--------------------------|---|---|--|---|---|--------------------------------|
| Balance at 1st January 2016 | 於二零一六年一月一日 之結餘 | 15,861,535 | 161,117 | 1,719,575 | 3,332,925 | 33,037,829 | 54,112,981 |
| Profit for the year | 年度溢利 | — | — | — | — | 3,868,433 | 3,868,433 |
| Currency translation differences | 貨幣匯兌差額 | — | — | — | (3,522,420) | — | (3,522,420) |
| Repurchase of own shares | 購回本身股份 | (60,759) | — | — | — | 3,082 | (57,677) |
| Fair value gains on available-for-sale financial assets | 可供出售財務資產之 公平值收益 | — | — | 47,336 | — | — | 47,336 |
| Realised upon disposal of completed properties held for sale | 出售持作出售 已落成物業時變現 | — | — | (37,181) | — | — | (37,181) |
| Dividends paid | 已付股息 | — | — | — | — | (223,020) | (223,020) |
| Deferred tax | 遞延稅項 | — | — | 5,882 | — | — | 5,882 |
| Balance at 31st December 2016 | 於二零一六年 十二月三十一日之 結餘 | 15,800,776 | 161,117 | 1,735,612 | (189,495) | 36,686,324 | 54,194,334 |

Notes:

附註：

- (i) As stipulated by regulations in Mainland China, the Company's subsidiaries established and operated in Mainland China are required to appropriate a portion of their after-tax profit (after offsetting prior year losses) to the statutory reserves and enterprise expansion fund, at rates determined by their respective boards of directors. The statutory reserves can be utilised to offset prior year losses or be utilised for the issuance of bonus shares, whilst the enterprise expansion fund can be utilised for the development of business operations. When the statutory reserves reaches an amount equal to 50% of the registered capital of the Company's subsidiaries, further appropriation needs not be made.

- (ii) 按照中國大陸法規所訂明，本公司於中國大陸成立及經營之附屬公司須自其除稅後溢利(經抵銷過往年度虧損後)中撥出一部分至法定儲備及企業發展基金，比率乃由各董事會釐定。法定儲備可用作抵銷過往年度虧損或用作發行紅股，而企業發展基金則可用作發展業務。當法定儲備達到相當於本公司的附屬公司註冊資本50%之金額時，將毋須進一步作出撥款。

26 Reserves (Continued)

Notes: (Continued)

- (ii) Assets revaluation reserve represents revaluation reserve of available-for-sale financial assets and the balance of fair value gain in respect of 69.5% interest in Guangzhou Zhujiang Qiaodu Real Estate Limited ("GZQREL").

Upon completion of the acquisition of Guangzhou Nonggongshang Construction and Development Company Limited in 2007, GZQREL became a subsidiary of the Group. The fair value gain in respect of the 69.5% interest in GZQREL previously held by the Group (as a joint venture) of approximately HK\$2,180,096,000, net of tax, has been credited to an asset revaluation reserve directly in other comprehensive income.

Subsequent sales of the properties developed by GZQREL are regarded as partial disposal of the business of GZQREL and accordingly the related portion of the asset revaluation reserve is released to the consolidated income statement. As at 31st December 2017, the asset revaluation reserve of GZQREL amounted to approximately HK\$746,859,000 (2016: HK\$925,480,000).

26 儲備(續)

附註：(續)

- (ii) 資產重估儲備指可供出售財務資產之重估儲備，及廣州珠江橋都房地產有限公司（「橋都」）69.5%權益公平值收益餘額之重估儲備。

於二零零七年完成收購廣州市農工商集團建設開發公司後，橋都成為本集團之附屬公司。本集團先前持有橋都（作為一間合營公司）的69.5%權益之公平值收益約2,180,096,000港元（已扣除稅項）已直接在其他全面收入計入資產重估儲備。

往後銷售由橋都開發之物業視為出售橋都部分業務，資產重估儲備之有關部分因此撥入綜合收益表。於二零一七年十二月三十一日，橋都的資產重估儲備約746,859,000港元（二零一六年：925,480,000港元）。

27 Other Gains, Net

27 其他收益，淨額

| | | 2017 二零一七年 HK\$'000 千港元 | 2016 二零一六年 HK\$'000 千港元 |
|---|-----------------------|----------------------------------|----------------------------------|
| Dividend income from | 股息收入來自 | | |
| — available-for-sale financial assets | — 可供出售財務資產 | 141,511 | 129,250 |
| — financial assets at fair value through profit or loss | — 按公平值透過損益列賬之財務資產 | 5,482 | 350 |
| Government grants | 政府補助 | 14,493 | 2,715 |
| Fair value gain on financial assets at fair value through profit or loss | 按公平值透過損益列賬之財務資產之公平值收益 | 47,808 | 97 |
| Net foreign exchange losses charged in consolidated income statement | 於綜合收益表內支銷之匯兌虧損淨額 | | |
| — net foreign exchange losses | — 匯兌虧損淨額 | (69,742) | (24,680) |
| — exchange losses arising from foreign currency borrowings capitalised | — 已資本化的外幣借貸的匯兌虧損 | 42,874 | 15,441 |
| Provision for impairment of goodwill | 商譽減值撥備 | (459) | (5,510) |
| Loss on investments | 投資虧損 | — | (46,427) |
| Gain on disposal of land | 處置土地收益 | 18,739 | 12,874 |
| Gain on disposal of financial assets at fair value through profit or loss | 處置按公平值透過損益列賬之財務資產收益 | 6,874 | — |
| | | 207,580 | 84,110 |

28 Expenses by Nature

Expenses included in cost of sales, selling and marketing expenses and general and administrative expenses are analysed as follows:

| | | 2017 二零一七年 HK\$'000 千港元 | 2016 二零一六年 HK\$'000 千港元 |
|---|----------------------|----------------------------------|----------------------------------|
| Advertising and promotion costs | 廣告及推廣開支 | 94,875 | 156,790 |
| Amortisation of land costs | 土地成本攤銷 | 52,284 | 52,723 |
| Auditor's remuneration | 核數師酬金 | 10,965 | 9,953 |
| Other professional fees | 其他專業費用 | 7,415 | 4,674 |
| Cost of completed properties sold | 出售已落成物業之成本 | 7,119,168 | 10,158,010 |
| Depreciation of properties and equipment | 物業及設備折舊 | 174,584 | 176,064 |
| Direct operating expenses arising from investment properties that | 以下類別投資物業產生之直接經營開支 | | |
| — generate rental income | — 產生租金收入 | 415,668 | 301,938 |
| — did not generate rental income | — 並無產生租金收入 | 4,880 | 10,002 |
| Employees' benefits costs (including Directors' emoluments) (Note 29) | 僱員福利成本(包括董事酬金)(附註29) | 928,598 | 890,024 |
| Loss on disposal of properties and equipment | 出售物業及設備虧損 | 8,324 | 735 |
| Operating lease rental in respect of premises | 物業之經營租賃租金 | 14,294 | 16,800 |
| Provision for/(reversal of) impairment of accounts receivable | 應收賬款減值撥備/(回撥) | 14,694 | (9,875) |

28 按性質劃分之開支

開支包括銷售成本、銷售及市場推廣費用，以及一般及行政費用，分析如下：

29 Employees' Benefits Costs

| | | 2017 二零一七年 HK\$'000 千港元 | 2016 二零一六年 HK\$'000 千港元 |
|--|----------------|----------------------------------|----------------------------------|
| Salaries and allowances | 薪金及津貼 | 588,230 | 573,470 |
| Sales commission and bonus | 銷售佣金及花紅 | 202,898 | 182,882 |
| Pension costs | 退休金成本 | | |
| — Defined contribution plans | — 定額供款計劃 | 137,460 | 133,684 |
| — Provision for/(written back of provision for) long-service payment | — 長期服務金撥備/(回撥) | 10 | (12) |
| | | 928,598 | 890,024 |

29 僱員福利成本

(a) Pensions — Defined contribution plans

The Group has arranged its Hong Kong employees to join the Mandatory Provident Fund Scheme ("the MPF Scheme"), a defined contribution scheme managed by an independent trustee. Under the MPF scheme, each of the Group (the employer) and its employees make monthly contributions to the scheme at 5% of the employees' earnings as defined under the Mandatory Provident Fund legislation. The monthly contributions of each of the employer and employees are subject to a cap of HK\$1,500 and thereafter contributions are voluntary.

(a) 退休金 — 定額供款計劃

本集團已替其香港僱員安排參與一項由一位獨立信託人管理之定額供款計劃，即強制性公積金計劃（「強積金計劃」）。根據強積金計劃，本集團（僱主）及其僱員各自須按強制性公積金法例所界定各自按該僱員收入之5%向該計劃作每月供款。僱主及僱員各自所作之每月供款之上限為1,500港元，多於上限之供款則屬自願性質。

29 Employees' Benefits Costs (Continued)

(a) Pensions — Defined contribution plans (Continued)

As stipulated by rules and regulations in Mainland China, the Group contributes to state-sponsored retirement plans for its employees in Mainland China. The Group's employees make monthly contributions to the plans at approximately 8% of the income (comprising salaries, allowances and bonus), while the Group contributes 12% to 22% of such income and has no further obligations for the actual payment of pensions beyond the contributions. The state-sponsored retirement plans are responsible for the entire pension obligations payable to the retired employees.

No forfeited contributions (2016: nil) were utilised during the year. There is no forfeited contributions leaving available at the year-end to reduce future contributions.

Contributions totalling HK\$13,025,000 (2016: HK\$5,799,000) were payable to the fund at the year-end.

(b) Five highest paid individuals

The five individuals whose emoluments were the highest in the Group for the year include two (2016: three) directors, whose emoluments are reflected in the analysis presented above. The emoluments for the remaining three (2016: two) individuals are as follows:

| | | 2017 二零一七年 HK\$'000 千港元 | 2016 二零一六年 HK\$'000 千港元 |
|---|-------------|----------------------------------|----------------------------------|
| Salaries and allowances | 薪金及津貼 | 6,616 | 5,059 |
| Employer's contribution to pension scheme | 僱主對退休金計劃之供款 | 356 | 197 |
| | | 6,972 | 5,256 |

The emoluments fell within the following band:

酬金介乎以下組別：

| | | Number of individuals 人數 | |
|--------------------------------|-------------------------|-----------------------------|---------------|
| | | 2017 二零一七年 | 2016 二零一六年 |
| HK\$1,500,001 to HK\$2,000,000 | 1,500,001港元至2,000,000港元 | 1 | — |
| HK\$2,000,001 to HK\$2,500,000 | 2,000,001港元至2,500,000港元 | 1 | 1 |
| HK\$2,500,001 to HK\$3,000,000 | 2,500,001港元至3,000,000港元 | 1 | — |
| HK\$3,000,001 to HK\$3,500,000 | 3,000,001港元至3,500,000港元 | — | 1 |

29 僱員福利成本(續)

(a) 退休金 — 定額供款計劃(續)

按照中國大陸之規則及法規所規定，本集團為其於中國大陸之僱員選擇一個由國家資助之退休計劃。本集團僱員每月按其收入(包括薪金、津貼及花紅)約8%對計劃作出供款，本集團則按該等收入12%至22%作出供款。除這些供款外，本集團並無其他對實際退休金付款責任。國家資助之退休計劃負責支付退休僱員之全部退休金。

年內並無已沒收的供款(二零一六年：零)被動用。概無已沒收供款剩餘於年末可供使用以減少未來供款。

合共13,025,000港元(二零一六年：5,799,000港元)的供款於年末應付予基金。

(b) 五名最高薪人士

本年度本集團五名最高薪人士包括兩名(二零一六年：三名)董事，彼等之酬金已於上文所呈列之分析反映。其餘三名(二零一六年：兩名)個別人士之酬金如下：

30 Benefits and Interests of Directors

The remuneration of each director for the year ended 31st December 2017 is set out below:

30 董事利益及權益

截至二零一七年十二月三十一日止年度，各董事之酬金載列如下：

| Name of director | 董事姓名 | As director (i) 作為董事(i) | | As management (ii) 作為管理層(ii) | |
|--|----------------|----------------------------|--|---------------------------------|-----------------------|
| | | Fees | Basic salaries, allowances and benefits-in-kind (iii) 基本薪金、津貼及實物利益(iii) | Employee benefits | Total |
| | | 袍金 HK\$'000 千港元 | 實物利益(iii) HK\$'000 千港元 | 僱員福利 HK\$'000 千港元 | 總計 HK\$'000 千港元 |
| Executive directors | 執行董事 | | | | |
| Mr. Au Wai Kin | 歐偉建先生 | — | — | 252 | 252 |
| Mr. Bao Wenge | 鮑文格先生 | — | — | 1,586 | 1,586 |
| Ms. Chu Kut Yung | 朱桔榕女士 | — | — | 2,288 | 2,288 |
| Mr. Chu Mang Yee | 朱孟依先生 | — | — | — | — |
| Mr. Liao Ruo Qing | 廖若清先生 | — | — | 3,508 | 3,508 |
| Mr. Xie Bao Xin | 謝寶鑫先生 | — | — | 1,599 | 1,599 |
| | | — | — | 9,233 | 9,233 |
| Independent non-executive directors | 獨立非執行董事 | | | | |
| Mr. Lee Tsung Hei, David | 李頌熹先生 | 310 | — | — | 310 |
| Mr. Tan Leng Cheng, Aaron | 陳龍清先生 | 310 | — | — | 310 |
| Mr. Ching Yu Lung | 程如龍先生 | 310 | — | — | 310 |
| | | 930 | — | — | 930 |

30 Benefits and Interests of Directors (Continued)

The remuneration of each director for the year ended 31st December 2016 is set out below:

30 董事利益及權益(續)

截至二零一六年十二月三十一日止年度，各董事之酬金載列如下：

| Name of director | 董 事 姓 名 | As director (i) 作為董事(i) | | As management (ii) 作為管理層(ii) | |
|--|---------|-------------------------------|---|--|--------------------------------|
| | | Fees 袍金 HK\$'000 千港元 | Basic salaries, allowances and benefits-in-kind (iii) 基本薪金、津貼及 實物利益(iii) HK\$'000 千港元 | Employee benefits 僱員福利 HK\$'000 千港元 | Total 總計 HK\$'000 千港元 |
| | | | | | |
| | | | | | |
| Executive directors | | 執行董事 | | | |
| Mr. Au Wai Kin | 歐偉建先生 | — | — | 252 | 252 |
| Mr. Bao Wenge | 鮑文格先生 | — | — | 1,581 | 1,581 |
| Ms. Chu Kut Yung | 朱桔榕女士 | — | — | 2,290 | 2,290 |
| Mr. Chu Mang Yee | 朱孟依先生 | — | — | — | — |
| Mr. Liao Ruo Qing | 廖若清先生 | — | — | 3,530 | 3,530 |
| Mr. Xie Bao Xin | 謝寶鑫先生 | — | — | 1,413 | 1,413 |
| | | — | — | 9,066 | 9,066 |
| Independent non-executive directors | | 獨立非執行董事 | | | |
| Mr. Lee Tsung Hei, David | 李頌熹先生 | 300 | — | — | 300 |
| Mr. Tan Leng Cheng, Aaron | 陳龍清先生 | 300 | — | — | 300 |
| Mr. Ching Yu Lung | 程如龍先生 | 300 | — | — | 300 |
| | | 900 | — | — | 900 |

During the year, Mr. Chu Mang Yee waived emoluments of HK\$240,000 (2016: HK\$240,000).

年內，朱孟依先生放棄酬金240,000港元（二零一六年：240,000港元）。

Notes:

附註：

- (i) The amounts represented emoluments paid or payable in respect of a person's services as a director, whether of the Company or its subsidiary undertakings.
- (ii) The amounts represented emoluments paid or payable in respect of a person's other services in connection with the management of the affairs of the Company or its subsidiary undertakings and included salaries, allowances, discretionary bonuses and employer's contribution to a pension scheme.
- (iii) The amounts include salaries, discretionary bonus, housing allowances and employer's contribution to a pension scheme.
- (iv) During the year, no emoluments were paid by the Group to the directors as an inducement to join or upon joining the Group or as compensation for loss of office (2016: nil).

- (i) 該款項指就相關人士提供本公司或其附屬公司董事服務的已付或應付酬金。
- (ii) 該款項指就相關人士提供管理本公司或其附屬公司事務的其他服務的已付或應付酬金，包括薪金、津貼、酌情花紅及僱主對退休金計劃的供款。
- (iii) 該款項包括薪金、酌情花紅、房屋津貼及僱主對退休金計劃的供款。
- (iv) 年內，本集團概無向董事支付酬金，以作為吸引加入或加入本集團時的獎勵或因離職而所作的補償（二零一六年：無）。

31 Finance Income and Costs

31 財務收入及成本

| | | 2017 二零一七年 HK\$'000 千港元 | 2016 二零一六年 HK\$'000 千港元 |
|--|--------------------------------------|----------------------------------|----------------------------------|
| Finance income | 財務收入 | | |
| Interest income from banks and a joint venture | 來自銀行及一間合營公司之利息收入 | 43,918 | 79,439 |
| Finance costs | 財務成本 | | |
| Interest expenses and other borrowing costs: | 利息開支及其他借貸成本： | | |
| — loans from banks and financial institutions | — 銀行及財務機構貸款 | (2,819,268) | (2,899,794) |
| — corporate bonds and asset-backed securities | — 公司債券及資產支持證券 | (338,465) | (219,732) |
| — senior notes | — 優先票據 | — | (46,440) |
| Total borrowing costs incurred | 所發生之總借貸成本 | (3,157,733) | (3,165,966) |
| Less: Amount capitalised as part of the cost of properties under development, investment properties under development and properties and equipment | 減：撥充作為發展中物業、發展中投資物業及物業及設備之部份成本之資本化款項 | 3,157,733 | 3,165,966 |
| | | — | — |
| Cost on early redemption of asset-backed securities (Note 21) | 提早贖回資產支持證券之成本 (附註21) | (5,242) | — |
| Cost on early redemption of senior notes | 提早贖回優先票據之成本 | — | (132,484) |
| | | (5,242) | (132,484) |
| Net finance income/(costs) | 財務收入／(成本)淨額 | 38,676 | (53,045) |

The weighted average interest rate of borrowing costs capitalised during the year ended 31st December 2017 was approximately 5.8% (2016: 6.2%) per annum.

截至二零一七年十二月三十一日止年度，撥充資本的借貸成本的加權平均年利率約為5.8厘(二零一六年：6.2厘)。

32 Taxation

32 稅項

| | | 2017 二零一七年 HK\$'000 千港元 | 2016 二零一六年 HK\$'000 千港元 |
|--|----------------------|----------------------------------|----------------------------------|
| Current tax | 本期稅項 | | |
| Hong Kong profits tax (Note (a)) | 香港利得稅(附註(a)) | 1,990 | — |
| Mainland China corporate income tax (Note (b)) | 中國大陸企業所得稅 (附註(b)) | 864,639 | 817,917 |
| Mainland China land appreciation tax (Note (c)) | 中國大陸土地增值稅 (附註(c)) | 1,106,009 | 476,151 |
| Mainland China withholding income tax (Note (d)) | 中國大陸預扣所得稅 (附註(d)) | — | 771 |
| | | 1,972,638 | 1,294,839 |
| Deferred tax | 遞延稅項 | | |
| Mainland China corporate income tax (Note (b)) | 中國大陸企業所得稅 (附註(b)) | 1,011,350 | 508,302 |
| Mainland China land appreciation tax (Note (c)) | 中國大陸土地增值稅 (附註(c)) | (51,939) | (20,354) |
| Mainland China withholding income tax (Note (d)) | 中國大陸預扣所得稅 (附註(d)) | 1,935 | 2,844 |
| | | 961,346 | 490,792 |
| Taxation (Note (e)) | 稅項(附註(e)) | 2,933,984 | 1,785,631 |

The Company is exempted from taxation in Bermuda until March 2035. Subsidiaries in the British Virgin Islands are incorporated under the International Business Companies Act (now the BVI Business Companies Act, 2004) of the British Virgin Islands, or the BVI Business Companies Act, 2004 of the British Virgin Islands, and are not liable to any form of taxation in the British Virgin Islands.

本公司獲豁免繳納百慕達稅項，直至二零三五年三月止。英屬處女群島附屬公司乃根據英屬處女群島國際商業公司法(現為英屬處女群島商業公司法2004)，或英屬處女群島之英屬處女群島商業公司法2004註冊成立，故毋須支付任何形式之英屬處女群島稅項。

32 Taxation (Continued)

Notes:

(a) Hong Kong profits tax

Hong Kong profits tax has been provided at 16.5% on the estimated assessable profit for the year ended 31st December 2017. No Hong Kong profits tax was provided for the year ended 31st December 2016.

(b) Mainland China corporate income tax

Subsidiaries established and operated in Mainland China are subject to Mainland China corporate income tax at the rate of 25% for the year ended 31st December 2017 (2016: 25%).

(c) Mainland China land appreciation tax

Mainland China land appreciation tax is levied at progressive rates ranging from 30% to 60% on the appreciation of land value, being the proceeds of sales of properties less deductible expenditures including costs of land, development expenditures and construction costs.

(d) Mainland China withholding income tax

Dividend distribution made by Mainland China subsidiaries and joint ventures to shareholders outside of Mainland China in respect of their profits earned after 1st January 2008 is subject to withholding income tax at tax rates of 5% or 10%, where applicable.

(e) The tax on the Group's profit before taxation differs from the theoretical amount that would arise using the weighted average tax rate applicable to profits of the group companies as follows:

32 稅項(續)

附註：

(a) 香港利得稅

截至二零一七年十二月三十一日止年度，香港利得稅已按年內估計應課稅溢利之16.5%計提撥備。概無就截至二零一六年十二月三十一日止年度之香港利得稅計提撥備。

(b) 中國大陸企業所得稅

截至二零一七年十二月三十一日止年度，於中國大陸成立及營運之附屬公司須按25%之稅率繳納中國大陸企業所得稅(二零一六年：25%)。

(c) 中國大陸土地增值稅

中國大陸土地增值稅就土地增值，即出售房地產所得款項扣除可扣減開支(包括土地成本、發展開支及建築成本)，按累進稅率30%至60%徵收。

(d) 中國大陸預扣所得稅

中國大陸附屬公司及合營公司向中國大陸以外的股東就彼等於二零零八年一月一日後賺取之溢利所作出之股息分派須按5%或10%(如適用)之稅率繳納預扣所得稅。

(e) 本集團除稅前溢利與按照集團公司加權平均適用溢利稅率計算之理論金額之差異如下：

| | | 2017 二零一七年 HK\$'000 千港元 | 2016 二零一六年 HK\$'000 千港元 |
|--|----------------------|----------------------------------|----------------------------------|
| Profit before taxation | 除稅前溢利 | 8,745,804 | 5,628,305 |
| Less: Share of profit of associates | 減：分佔聯營公司溢利 | (2,408) | (1,645) |
| Less: Share of profit of joint ventures | 減：分佔合營公司溢利 | (86,701) | (143,844) |
| | | 8,656,695 | 5,482,816 |
| Tax calculated at domestic tax rates applicable to profits in the respective regions | 按於各地區之溢利適用國內稅率計算之稅項 | 2,166,558 | 1,387,649 |
| Income not subject to tax | 不用課稅收入 | (78,178) | (71,738) |
| Expenses not deductible for tax | 不可扣稅支出 | 29,177 | 57,740 |
| Utilisation of previously unrecognised tax losses | 動用過往未確認稅項虧損 | (13,212) | (9,035) |
| Deferred tax asset not recognised | 未確認遞延稅項資產 | 37,230 | 75,552 |
| Land appreciation tax deductible for calculation of corporate income tax purposes | 可扣減作為計算所得稅用途之土地增值稅 | (263,596) | (113,949) |
| Withholding tax on dividend income from PRC subsidiaries and joint ventures | 中國附屬公司及合營公司之股息收入之預扣稅 | 1,935 | 3,615 |
| | | 1,879,914 | 1,329,834 |
| Land appreciation tax | 土地增值稅 | 1,054,070 | 455,797 |
| | | 2,933,984 | 1,785,631 |
| Taxation | 稅項 | | |

The weighted average applicable tax rate was approximately 25% (2016: 25%).

加權平均適用稅率約為25%(二零一六年：25%)。

33 Earnings Per Share

Basic

Basic earnings per share is calculated by dividing the profit attributable to equity holders of the Company by the weighted average number of ordinary shares in issue during the year.

| | | 2017 二零一七年 | 2016 二零一六年 |
|---|-----------------------|---------------|---------------|
| Profit attributable to equity holders of the Company (HK\$'000) | 本公司股權持有人應佔溢利 (千港元) | 5,796,385 | 3,868,433 |
| Weighted average number of ordinary shares in issue ('000) | 已發行普通股之加權平均數 (千股) | 2,225,560 | 2,227,872 |
| Basic earnings per share (HK\$ per share) | 每股基本盈利(每股港元) | 2.60 | 1.74 |

Diluted

Diluted earnings per share is calculated by adjusting the weighted average number of ordinary shares outstanding to assume conversion of all dilutive potential ordinary shares. Since there was no dilutive potential ordinary share for the years ended 31st December 2017 and 2016, diluted earnings per share is equal to basic earnings per share.

基本

每股基本盈利乃根據本公司股權持有人應佔溢利除以年內已發行普通股之加權平均數得出。

攤薄

計算每股攤薄盈利時，已對已發行在外普通股之加權平均數作出調整，以假設所有具攤薄潛力之普通股獲悉數轉換。由於截至二零一七年及二零一六年十二月三十一日止年度，並沒有具攤薄潛力之普通股，因此每股攤薄盈利與每股基本盈利一致。

34 Dividend

| | | 2017 二零一七年 HK\$'000 千港元 | 2016 二零一六年 HK\$'000 千港元 |
|---|---|----------------------------------|----------------------------------|
| Proposed final dividend of HK\$0.20 (2016: HK\$0.10) per ordinary share | 擬派末期股息 每股普通股0.20港元 (二零一六年：0.10港元) | 445,112 | 222,556 |

Final dividend of HK\$0.20 per share in respect of the financial year ended 31st December 2017 (2016: HK\$0.10 per share) has been proposed by the Board and is subject to approval by the shareholders at the forthcoming Annual General Meeting. The financial statements as at 31st December 2017 have not reflected this dividend payable.

董事會已建議就截至二零一七年十二月三十一日止財政年度派付末期股息每股0.20港元(二零一六年：0.10港元)，該股息須待股東於應屆股東週年大會上批准。於二零一七年十二月三十一日的財務報表並未反映此應付股息。

35 Note to the Consolidated Cash Flow Statement

35 綜合現金流量表附註

(a) Cash generated from operations

(a) 經營產生之現金

| | | 2017 二零一七年 HK\$'000 千港元 | 2016 二零一六年 HK\$'000 千港元 |
|---|------------------------------------|----------------------------------|----------------------------------|
| Profit before taxation | 除稅前溢利 | 8,745,804 | 5,628,305 |
| Adjustments for: | 調整： | | |
| — Finance income | — 財務收入 | (43,918) | (79,439) |
| — Finance costs | — 財務成本 | 5,242 | 132,484 |
| — Dividend income | — 股息收入 | (146,993) | (129,600) |
| — Share of profit of joint ventures | — 分佔合營公司溢利 | (86,701) | (143,844) |
| — Share of profit of associates | — 分佔聯營公司溢利 | (2,408) | (1,645) |
| — Depreciation of properties and equipment | — 物業及設備折舊 | 174,584 | 176,064 |
| — Loss on disposal of properties and equipment | — 出售物業及設備虧損 | 8,324 | 735 |
| — Amortisation of land costs | — 土地成本攤銷 | 52,284 | 52,723 |
| — Provision for/(reversal of) impairment of accounts receivable | — 應收賬款減值撥備／(回撥) | 14,694 | (9,875) |
| — Fair value gain on investment properties | — 投資物業公平值收益 | (5,003,235) | (2,604,091) |
| — Fair value gain on financial assets at fair value through profit or loss | — 按公平值透過損益列賬之財務資產之公平值收益 | (47,808) | (97) |
| — Gain on disposal of financial assets at fair value through profit or loss | — 處置按公平值透過損益列賬之財務資產收益 | (6,874) | — |
| — Gain on disposal of land | — 處置土地收益 | (18,739) | — |
| — Net exchange loss | — 匯兌虧損淨額 | 26,868 | 9,239 |
| — Provision for impairment of goodwill | — 商譽減值撥備 | 459 | 5,510 |
| — Loss on investments | — 投資虧損 | — | 46,427 |
| Changes in working capital (excluding the effects of acquisition/disposal of subsidiaries and exchange differences on consolidation): | 營運資金變動(不包括收購／出售附屬公司及匯兌差額對綜合賬目之影響)： | | |
| — Properties under development for sale and completed properties for sale | — 可供出售之發展中物業及可供出售之已落成物業 | 1,228,601 | 7,055,996 |
| — Accounts receivable | — 應收賬款 | (62,629) | (139,512) |
| — Prepayments for acquisition of land | — 收購土地之預付款項 | (4,751) | (12,802) |
| — Prepayments, deposits and other current assets | — 預付款項、按金及其他流動資產 | (92,665) | (423,644) |
| — Accounts payable | — 應付賬款 | 1,705,525 | (980,507) |
| — Land cost payable | — 應付土地成本 | (40,532) | (903) |
| — Deferred revenue | — 遞延收入 | (3,389,808) | (2,609,585) |
| — Accruals and other payables | — 應計款項及其他應付款項 | 611,408 | 291,449 |
| Cash generated from operations | 經營產生之現金 | 3,626,732 | 6,263,388 |

35 Note to the Consolidated Cash Flow Statement (Continued)

(b) Business combination

In August 2017, the Group acquired a 100% equity interests in Wilcon Investments Limited and its subsidiary ("Wilcon") for a consideration of RMB370,000,000 (equivalent to HK\$427,642,000).

| | | HK\$'000 千港元 |
|--|---------------|-----------------|
| Net assets acquired: | 已收購資產淨值： | |
| Investment property | 投資物業 | 544,595 |
| Other liabilities | 其他負債 | (116,957) |
| Cash and cash equivalents | 現金及現金等價物 | 4 |
| | | 427,642 |
| Satisfied by: | 以下列方式償付： | |
| Cash consideration | 現金代價 | 377,058 |
| Consideration payable | 應付代價 | 50,584 |
| | | 427,642 |
| Analysis of the net cash outflow arising on acquisition: | 收購產生的淨現金流出分析： | |
| Total cash consideration | 現金代價總額 | (377,058) |
| Cash and cash equivalents acquired | 已收購現金及現金等價物 | 4 |
| Net cash outflow arising on acquisition | 收購產生的淨現金流出 | (377,054) |

The acquired business contributed revenues of nil and net profit of HK\$2,026,000 to the group for the period from 1st August to 31st December 2017.

If the acquisition had occurred on 1st January 2017, consolidated pro-forma revenue and profit for the year ended 31st December 2017 would have been HK\$30,138,168 and HK\$13,007,040 respectively.

35 綜合現金流量表附註(續)

(b) 業務合併

於二零一七年八月，本集團收購香港耀安投資有限公司及其附屬公司(「耀安」)全部股權，代價為人民幣370,000,000元(相等於427,642,000港元)。

於二零一七年八月一日至十二月三十一日期間，已收購業務為集團帶來零港元的收益及2,026,000港元的純利。

倘收購於二零一七年一月一日進行，截至二零一七年十二月三十一日止年度綜合備考收益及溢利將分別為30,138,168港元及13,007,040港元。

35 Note to the Consolidated Cash Flow Statement (Continued)

(c) Reconciliation of liabilities arising from financing activities

| | | Borrowings | Interest payable | Dividend payable | Due to related companies | Due to joint ventures | Due to an associate | Due to non-controlling interests | Total |
|-------------------------------------|---------------|--------------|------------------|------------------|--------------------------|-----------------------|---------------------|----------------------------------|--------------|
| | | 借貸 | 應付利息 | 應付股息 | 關連公司款項 | 合營公司款項 | 聯營公司款項 | 應付非控制權益 | 總計 |
| At 1st January 2017 | 於二零一七年一月一日 | 44,752,223 | 288,938 | — | 476,471 | 3,253,214 | 6,170 | 504,071 | 49,281,087 |
| Cash flows | 現金流量 | | | | | | | | |
| — inflow from financing activities | — 融資活動之流入 | 19,566,473 | — | — | — | — | — | — | 19,566,473 |
| — outflow from financing activities | — 融資活動之流出 | (14,471,252) | (3,181,608) | (222,556) | (280,436) | (263,850) | — | — | (18,419,702) |
| Foreign exchange adjustment | 匯兌調整 | 3,342,343 | 12,166 | — | 23,718 | 218,812 | 433 | 35,338 | 3,632,810 |
| Other non-cash movements | 其他非現金變動 | — | 3,157,733 | 222,556 | 4,154 | — | — | — | 3,384,443 |
| At 31st December 2017 | 於二零一七年十二月三十一日 | 53,189,787 | 277,229 | — | 223,907 | 3,208,176 | 6,603 | 539,409 | 57,445,111 |

35 綜合現金流量表附註(續)

(c) 融資活動產生之負債對賬

36 Contingent Liabilities

- (a) Financial guarantees not provided for in the financial statements are as follows:

36 或然負債

- (a) 未於財務報表中作出撥備之財務擔保如下：

| | | 2017 二零一七年 HK\$'000 千港元 | 2016 二零一六年 HK\$'000 千港元 |
|---|------------------------------|----------------------------------|----------------------------------|
| Guarantees given to banks for mortgage facilities granted to certain buyers of the Group's properties | 就購買本集團物業之若干買家提供按揭貸款而向銀行作出之擔保 | 10,039,498 | 10,294,980 |
| Guarantees given to a bank for bank borrowings of a joint venture | 就一間合營公司銀行借貸而向銀行作出之擔保 | 1,790,161 | 1,905,222 |
| | | 11,829,659 | 12,200,202 |

36 Contingent Liabilities (Continued)

(a) (Continued)

Guarantees given to banks for mortgage facilities granted to certain buyers of the Group's properties represented the guarantees in respect of mortgage facilities granted by certain banks relating to the mortgage loans arranged for certain purchasers of the Group's properties. Pursuant to the terms of the guarantees, upon default in mortgage payments by these purchasers, the Group is responsible to repay the outstanding mortgage principals together with accrued interest and penalty owed by the defaulted purchasers to the banks and the Group is entitled to take over the legal title and possession of the related properties. Such guarantees were to be discharged upon earlier of (i) issuance of the real estate ownership certificate which are generally be available within 1 year after the purchasers take possession of the relevant properties; or (ii) the full repayment of the mortgage loan by the purchasers of properties.

The Directors consider that in case of default in payments, the net realisable value of the related properties can cover the repayment of the outstanding mortgage principals together with the accrued interest and penalty (see also Note 3.1(b)).

- (b) Certain subsidiaries of the Group are involved in litigation arising in the ordinary course of their respective businesses. Having reviewed outstanding claims and taking into account legal advice received, the Directors are of the opinion that adequate provisions have been made in the consolidated financial statements for the years ended 31st December 2016 and 2017.

36 或然負債(續)

(a) (續)

就購買本集團物業之若干買家提供按揭貸款而向銀行作出之擔保代表若干銀行授出之按揭融資之擔保，乃有關為本集團物業之若干買家安排之按揭貸款。根據該擔保的條款，倘該等買家拖欠按揭付款，本集團須負責償還違約買方拖欠銀行之尚未償還按揭本金連同應計利息及罰款，而本集團有權取得相關物業之法定所有權以及佔用權。當(i)發出房地產所有權證(一般於買家佔用相關物業後一年內發出)，或(ii)該等物業的買家已悉數償清按揭貸款(以較早者為準)，該擔保將會解除。

董事認為，倘出現拖欠付款的情況，相關物業的可變現淨值足以彌補尚未償還的按揭本金連同累計利息及罰款(請同時參閱附註3.1(b))。

- (b) 本集團的若干附屬公司參與其在平等業務過程中產生的訴訟。經評估未決索償及獲取法律意見後，董事認為，截至二零一六年及二零一七年十二月三十一日止年度的綜合財務報表已作出充足撥備。

37 Commitments

(a) Capital commitments

Capital expenditures at the balance sheet date but not yet incurred are as follows:

| | | 2017 二零一七年 HK\$'000 千港元 | 2016 二零一六年 HK\$'000 千港元 |
|---|----------------------|----------------------------------|----------------------------------|
| Contracted but not provided for | 已訂約但未撥備 | | |
| – Acquisition of land and equity interests in certain land holding entities | – 收購若干持有土地實體之土地及股本權益 | 1,340,124 | 1,753,186 |
| – Property construction costs | – 物業建築成本 | 1,841,710 | 1,337,793 |
| – Capital contribution to an associate | – 一間聯營公司之出資 | 256,343 | 239,550 |
| | | 3,438,177 | 3,330,529 |

(b) Operating lease commitments

The Group has operating lease commitments in respect of premises under various non-cancellable operating lease agreements. The future aggregate minimum lease payments under non-cancellable operating lease are as follows:

| | | 2017 二零一七年 HK\$'000 千港元 | 2016 二零一六年 HK\$'000 千港元 |
|----------------------------|----------|----------------------------------|----------------------------------|
| Amounts payable | 應付款項 | | |
| – Within one year | – 一年內 | 10,261 | 4,392 |
| – Within two to five years | – 兩年至五年內 | 10,142 | 928 |
| – After five years | – 五年後 | 35,565 | 33,235 |
| | | 55,968 | 38,555 |

(c) Future minimum rental receivable

The Group leased out certain properties under operating leases. The future minimum rental receivable under non-cancellable operating leases is as follows:

| | | 2017 二零一七年 HK\$'000 千港元 | 2016 二零一六年 HK\$'000 千港元 |
|----------------------------|----------|----------------------------------|----------------------------------|
| – Within one year | – 一年內 | 1,535,337 | 965,842 |
| – Within two to five years | – 兩年至五年內 | 3,343,211 | 2,439,196 |
| – After five years | – 五年後 | 937,419 | 780,269 |
| | | 5,815,967 | 4,185,307 |

37 承擔

(a) 資本承擔

於結算日尚未產生之資本開支如下：

| | | 2017 二零一七年 HK\$'000 千港元 | 2016 二零一六年 HK\$'000 千港元 |
|---|----------------------|----------------------------------|----------------------------------|
| Contracted but not provided for | 已訂約但未撥備 | | |
| – Acquisition of land and equity interests in certain land holding entities | – 收購若干持有土地實體之土地及股本權益 | 1,340,124 | 1,753,186 |
| – Property construction costs | – 物業建築成本 | 1,841,710 | 1,337,793 |
| – Capital contribution to an associate | – 一間聯營公司之出資 | 256,343 | 239,550 |
| | | 3,438,177 | 3,330,529 |

(b) 經營租賃承擔

本集團就多份有關租賃物業之不可註銷經營租賃協議而有經營租賃承擔。根據不可註銷經營租賃，於日後之最低應付租金總額如下：

| | | 2017 二零一七年 HK\$'000 千港元 | 2016 二零一六年 HK\$'000 千港元 |
|----------------------------|----------|----------------------------------|----------------------------------|
| Amounts payable | 應付款項 | | |
| – Within one year | – 一年內 | 10,261 | 4,392 |
| – Within two to five years | – 兩年至五年內 | 10,142 | 928 |
| – After five years | – 五年後 | 35,565 | 33,235 |
| | | 55,968 | 38,555 |

(c) 未來最低應收租金

本集團根據經營租賃出租若干物業。依據不可撤銷經營租賃之未來最低應收租金如下：

| | | 2017 二零一七年 HK\$'000 千港元 | 2016 二零一六年 HK\$'000 千港元 |
|----------------------------|----------|----------------------------------|----------------------------------|
| – Within one year | – 一年內 | 1,535,337 | 965,842 |
| – Within two to five years | – 兩年至五年內 | 3,343,211 | 2,439,196 |
| – After five years | – 五年後 | 937,419 | 780,269 |
| | | 5,815,967 | 4,185,307 |

38 Related Party Transactions

The Company is controlled by Mr. Chu Mang Yee, who owns approximately 55.22% (2016: 55.01% to 55.22%) of the Company's shares during the year ended 31st December 2017. The remaining shares are widely held.

The ultimate holding company is Sounda Properties Limited, a company incorporated in the British Virgin Islands.

(a) The following significant connected transactions were carried out with related parties:

Sales of goods and services (Note)

| | | 2017 二零一七年 HK\$'000 千港元 | 2016 二零一六年 HK\$'000 千港元 |
|---|----------------------|----------------------------------|----------------------------------|
| Property management services to a related company | 提供予一間關連公司之物業管理服務 | 19,752 | 5,807 |
| Property design services to a related company | 提供予一間關連公司之物業設計服務 | 127 | 99 |
| Shop and office lease services to a related company | 提供予一間關連公司之商舖及辦公室租賃服務 | 2,002 | 1,904 |
| Office lease services to related companies | 提供予關連公司之辦公室租賃服務 | 10,371 | 16,137 |
| | | 32,252 | 23,947 |

Purchase of goods and services (Note)

| | | 2017 二零一七年 HK\$'000 千港元 | 2016 二零一六年 HK\$'000 千港元 |
|--|--|----------------------------------|----------------------------------|
| Property construction services from a related company | 一間關連公司提供之物業建築服務 | 90,309 | 396,719 |
| Property construction supervision services from a related company | 一間關連公司提供之物業建築監督服務 | 1,167 | 506 |
| Electricity installation, low voltage system and intelligent building system installation and consultancy service on budgeting and cost control for construction work from a related company | 一間關連公司提供之電力安裝、弱電系統及智能樓宇系統安裝以及建築工程預算及成本控制諮詢服務 | 6,341 | 36,798 |
| Office lease services from a related company | 一間關連公司提供之辦公室租賃服務 | 6,625 | 7,708 |
| Informatisation and computerisation related services from a related company | 一間關連公司提供之信息化及電腦化相關服務 | 40,365 | 1,876 |
| | | 144,807 | 443,607 |

38 關連人士交易

本公司由朱孟依先生控制，其於截至二零一七年十二月三十一日止年度內擁有約55.22%（二零一六年：55.01%至55.22%）本公司股份。餘下股份由其他人士廣泛持有。

最終控股公司為於英屬處女群島註冊成立的新達置業有限公司。

(a) 下列為與關連人士進行之重要關連交易：

銷售貨品及服務(附註)

購買貨品及服務(附註)

38 Related Party Transactions (Continued)

(a) The following significant connected transactions were carried out with related parties: (Continued)

Note:

Office lease services are provided to Zhujiang Life Insurance Company Limited (珠江人壽保險股份有限公司) ("Zhujiang Life"), and Beijing Zhujiang Real Estate Development Company Limited (北京珠江房地產開發有限公司) ("Zhujiang Real Estate").

Zhujiang Life is majority-controlled company, held indirectly, by the family members and relatives of Mr. Chu Mang Yee (the controlling shareholder and Chairman of the Board of Directors of the Company) ("Mr. Chu") and Ms. Chu Kut Yung (Deputy Chairman of the Board of Directors of the Company) ("Ms. Chu") together, namely Mr. Chu Yat Hong and Mr. Chu Wai Hong (the sons of Mr. Chu and the brothers of Ms. Chu), Mr. Zhu La Yi (a brother of Mr. Chu and an uncle of Ms. Chu) and Mr. Xie Bing Zhao (the brother-in-law of Mr. Chu and an uncle of Ms. Chu). Zhujiang Real Estate is majority-controlled company, held indirectly by Mr. Chu Wai Hong (a son of Mr. Chu and a brother of Ms. Chu).

Apart from the above, all other transactions were carried out with Guangdong Hanjiang Engineering Construction Limited ("Hanjiang"), is 99% owned by the son of Mr. Chu Mang Yee (the controlling shareholder and Chairman of the Board of Directors of the Company) and brother of Ms. Chu Kut Yung (Deputy Chairman of the Board of Directors of the Company).

All the services mentioned above were charged in accordance with the terms of the underlying agreements.

(b) Amounts due from/to related parties were as follows:

| | | 2017 二零一七年 HK\$'000 千港元 | 2016 二零一六年 HK\$'000 千港元 |
|-----------------------------------|---------------|----------------------------------|----------------------------------|
| Due from a joint venture | 應收一間合營公司之款項 | 42,230 | 34,738 |
| Due from associates | 應收聯營公司款項 | 211 | 197 |
| Due from related companies (Note) | 應收關連公司款項(附註) | 7,713 | 3,190 |
| Due to an associate | 應付一間聯營公司之款項 | 6,603 | 6,170 |
| Due to related companies (Note) | 應付關連公司之款項(附註) | 223,907 | 476,471 |
| Due to joint ventures | 應付合營公司之款項 | 3,208,176 | 3,253,214 |

38 關連人士交易(續)

(a) 下列為與關連人士進行之重要關連交易：(續)

附註：

辦公室租賃服務是提供予珠江人壽保險股份有限公司(「珠江人壽」)及北京珠江房地產開發有限公司(「珠江房地產」)。

珠江人壽為朱孟依先生(本公司控股股東及董事會主席「朱先生」)及朱桔榕女士(本公司董事會副主席「朱女士」)共同的家屬及親屬，即朱一航先生及朱偉航先生(均為朱先生之子及朱女士之胞兄)、朱拉依先生(朱先生之胞兄及朱女士之伯父)及謝炳釗先生(朱先生之妹夫及朱女士之姑丈)間接持有的佔多數控制權的公司。珠江房地產為朱偉航先生(為朱先生之子及朱女士之胞兄)間接持有的佔多數控制權的公司。

除上文所述外，廣東韓江工程總承包有限公司(「韓江」)為朱孟依先生(本公司控股股東兼董事會主席)之子及朱桔榕女士(本公司董事會副主席)之胞兄擁有99%之公司。

上述所有服務乃根據相關協議的條款收費。

(b) 應收／付關連人士之款項如下：

38 Related Party Transactions (Continued)

(b) Amounts due from/to related parties were as follows: (Continued)

As at 31st December 2017, all outstanding balances with related companies, associates and joint ventures were denominated in Renminbi, unsecured, non-interest bearing and without predetermined repayment terms.

As at 31st December 2017, the Group also had accounts payable of approximately HK\$603,393,000 (2016: HK\$585,989,000) due to certain related companies (Note) in respect of property construction (Note 20).

Note:

These related companies are owned by the son, the brother and the brother-in-law of Mr. Chu Mang Yee (the controlling shareholder and Chairman of the Board of Directors of the Company) and brother and uncles of Ms. Chu Kut Yung (Deputy Chairman of the Board of Directors of the Company).

(c) Amount due to non-controlling interests

The amount due to non-controlling interests represents shareholders' loans to subsidiaries from the non-controlling interests, which are denominated in Renminbi and non-interest bearing. The amount is not repayable within the next twelve months. Certain portion of land has been pledged for the amount due to non-controlling interests.

(d) Key management compensation:

| | | 2017 二零一七年 HK\$'000 千港元 | 2016 二零一六年 HK\$'000 千港元 |
|-------------------------|-------|----------------------------------|----------------------------------|
| Salaries and allowances | 薪金及津貼 | 12,338 | 13,988 |
| Pension costs | 退休金成本 | 483 | 588 |
| | | 12,821 | 14,576 |

38 關連人士交易(續)

(b) 應收／付關連人士之款項如下：(續)

於二零一七年十二月三十一日，與關連公司、聯營公司及合營公司之全部結餘均以人民幣計值、無抵押、免息及並無預定還款期。

於二零一七年十二月三十一日，本集團亦有應付若干關連公司(附註)物業建築款項約603,393,000港元(二零一六年：585,989,000港元)(附註20)。

附註：

該等關連公司為朱孟依先生(本公司控股股東兼董事會主席)之兒子、胞弟及妹夫及朱桔榕女士(本公司董事會副主席)之胞兄、叔父及姑丈擁有之公司。

(c) 應付非控制性權益之款項

應付非控制性權益之款項指非控制性權益向附屬公司借出之股東貸款，有關款項為以人民幣計值及免息。有關款項不需於未來十二個月內償還。部分土地已就應付非控制性權益款項質押。

(d) 主要管理層報酬：

38 Related Party Transactions (Continued)

(e) Undertaking provided by Mr. Chu Mang Yee, the Chairman of the Board of Directors of the Company, to the Group in relation to the acquisition of Panyu Zhujiang Real Estate Limited*

In March 2010, the Group completed the acquisition of the entire interest in Panyu Zhujiang Real Estate Limited ("Panyu Zhujiang") from Hanjiang.

Panyu Zhujiang possesses the right to develop a piece of land in Panyu District, Guangdong, Mainland China. Hanjiang agreed to perform and complete all necessary demolition and preparation work to obtain the land use right certificate at its own expense. In relation to the Group's acquisition of Panyu Zhujiang, Mr. Chu Mang Yee has undertaken to the Group to guarantee the due and punctual performance by Hanjiang of its obligations in relation to the land (subject to a maximum amount of RMB3,600 million). As at 31st December 2017, Hanjiang was in the process of applying the land use right certificates.

(f) Undertaking provided by Mr. Chu Mang Yee, the Chairman of the Board of Directors of the Company, to the Group in relation to acquisition of Believe Best Investments Limited*

In 2007, the Group completed the acquisition of 80% of the issued share capital of Believe Best Investments Limited ("Believe Best") from Mr. Chu Mang Yee. Believe Best has, through its indirect wholly-owned subsidiary (the project company), a piece of land for property development in Chaoyang District, Beijing, Mainland China (known as the "Jing Run Project").

In relation to the Group's interest in the Jing Run Project (through its 80% interest in Believe Best), Mr. Chu Mang Yee, has (i) fully guaranteed the bank loans which were used by the project company for the demolition and relocation of the extra public greenfield site peripheral to the Jing Run Project at the request of the local government; and (ii) undertaken to the Group to be responsible for the excess amount, if any, being the difference in the unit cost per square metre (including the demolition and relocation fees for the extra public greenfield site and the land transfer fees as compared with the original agreed valuation price of Jing Run Project) for the gross floor area to be developed, payable by the project company in respect of any increase in plot ratio as the government may approve. The demolition and relocation work on the extra public greenfield is ongoing and related costs of approximately RMB1,493 million had been incurred by the Group up to 31st December 2017 (2016: RMB1,493 million). Such additional costs may be compensated by an increase in plot ratio for the Jing Run Project, although government approval for increase in plot ratio is pending.

38 關連人士交易(續)

(e) 本公司董事會主席朱孟依先生就收購番禺珠江房地產有限公司向本集團作出之承諾*

於二零一零年三月，本集團完成向韓江收購番禺珠江房地產有限公司(「番禺珠江」)之全部權益。

番禺珠江擁有中國大陸廣東番禺區內一塊土地的發展權。韓江同意自費處理並完成全部所需的拆除及準備工作以獲得土地使用權證。就有關本集團收購番禺珠江而言，朱孟依先生已向本集團保證韓江如期履行其有關土地的債務(最高款項可達人民幣3,600百萬元)。於二零一七年十二月三十一日，韓江正在申請土地使用權憑證。

(f) 本公司董事會主席朱孟依先生就收購信佳投資有限公司向本集團作出之承諾*

於二零零七年，本集團完成向朱孟依先生收購信佳投資有限公司(「信佳」)已發行股本之80%權益。信佳已透過其間接全資附屬公司(項目公司)擁有一幅位於中國大陸北京市朝陽區之土地作物業發展之用(名為「京潤項目」)。

就有關本集團於京潤項目之權益(透過其於信佳之80%權益)而言，朱孟依先生已(i)全數擔保項目公司應當地政府之要求，就京潤項目周邊額外公用綠化土地之拆遷而可能需要之銀行貸款；及(ii)向本集團承諾倘當地政府就完成額外公用綠化土地之拆遷而增加批出之容積率，而每平方米之單位成本(包括較京潤項目原本議定之估價為高之額外公共綠化土地之拆遷費用及土地轉讓費)高於原本議定之估價，朱孟依先生承擔支付該項目公司可建築面積超出之金額(如有)。額外公用綠化土地之拆遷工作正在進行中，而本集團於截至二零一七年十二月三十一日已產生約人民幣1,493百萬元(二零一六年：人民幣1,493百萬元)之相關成本。額外成本或會於增加京潤項目之容積率得以補償，然而政府尚未發出增加容積率之批准。

38 Related Party Transactions (Continued)

(g) Acquisition of Sun Excel Investments Limited*

On 3rd November 2010, the Group entered into an agreement with Farrich Investments Limited ("Farrich"), a related company, to acquire 100% equity interests in Sun Excel Investments Limited ("Sun Excel") at a total consideration of RMB6,605,066,000. The consideration would be satisfied by (i) cash of RMB2,313,787,000, and (ii) the issuance of 523,247,000 shares of the Company for RMB4,291,279,000 (equivalent to approximately HK\$5,387,332,000), on the basis that the construction will be fully completed by Farrich at its own cost.

The sole asset of Sun Excel is its 100% interests in Beijing Chuanghe Fengwei Real Property Development Co. Limited (formerly known as Beijing Chuanghe Fengwei Technology Investment and Management Co. Limited) ("Project Co A") and Beijing Shengchuang Hengda Real Property Development Co. Limited (formerly known as Beijing Shengchuang Hengda Technology Investment and Management Co. Limited) ("Project Co D"). Project Co A and Project Co D hold the land use rights of a piece of land in Tongzhou District, Beijing, Mainland China (the "Project").

The acquisition of Sun Excel was completed in October 2013 and 523,247,000 shares were issued by the Company. As at 31st December 2017, cash consideration of RMB1,308,704,000 (31st December 2016: RMB887,791,000) out of the total cash consideration of RMB2,313,787,000 were paid, representing the amount of construction work completed by Farrich. The acquisition costs paid were recognised as investment properties under development and prepayments for construction work (Note 16(ii)).

(h) Disposals of land use rights to Mr. Chu Mang Yee, the Chairman of the Board of Directors of the Company*

In May 2012, the Group entered into agreements to dispose of its land use rights of two pieces of land in Panyu District, Guangdong, Mainland China and Baodi District, Tianjin, Mainland China to Mr. Chu Mang Yee, for considerations of RMB29,258,305 and RMB2,500,000, respectively.

The transactions have not yet been completed as at 31st December 2017. It is expected that the Group will recognise gain on disposals, net of tax, of approximately RMB9,834,000 upon completion of the transactions.

* Represented connected transactions with connected persons of the Company under the Listing Rules.

38 關連人士交易(續)

(g) 收購日佳投資有限公司*

於二零一零年十一月三日，本集團與一間關連公司遠富投資有限公司(「遠富」)訂立協議，以總代價人民幣6,605,066,000元收購日佳投資有限公司(「日佳」)之100%股本權益。代價將以(i)現金人民幣2,313,787,000元，及(ii)就人民幣4,291,279,000元(相等於約5,387,332,000港元)發行523,247,000股本公司股份的方式支付，以上乃基於遠富自行負擔完全完成興建之費用。

日佳唯一的資產為其於北京創合豐威房地產開發有限公司(前稱北京創合豐威科技投資管理有限公司)(「項目公司A」)及北京盛創恒達房地產開發有限公司(前稱北京盛創恒達科技投資管理有限公司)(「項目公司D」)的100%權益。項目公司A及項目公司D持有中國大陸北京通州區內一幅土地之土地使用權(「項目」)。

收購日佳已於二零一三年十月完成以及本公司已發行523,247,000股股份。截至二零一七年十二月三十一日總現金代價共人民幣2,313,787,000元中的人民幣1,308,704,000元(二零一六年十二月三十一日：人民幣887,791,000元)現金代價已獲支付，即遠富已完成之興建工程金額。已付收購成本已確認為發展中投資物業及建設工程之預付款項(附註16(ii))。

(h) 向本公司董事會主席朱孟依先生出售土地使用權*

於二零一二年五月，本集團訂立協議，分別以人民幣29,258,305元及人民幣2,500,000元作為代價，向朱孟依先生出售其位於中國大陸廣東番禺區及中國大陸天津寶坻區的兩幅土地的土地使用權。

於二零一七年十二月三十一日，交易尚未完成。預期本集團將於交易完成時確認出售收益(扣除稅項後)約人民幣9,834,000元。

* 根據上市規則，所呈列之關連交易乃與本公司關連人士作出。

39 Company Statement of Financial Position

39 本公司財務狀況表

| | | 2017 二零一七年 HK\$'000 千港元 | 2016 二零一六年 HK\$'000 千港元 |
|--|-----------------|----------------------------------|----------------------------------|
| Assets | 資產 | | |
| Non-current assets | 非流動資產 | | |
| Investments in subsidiaries | 於附屬公司之投資 | 21,882,351 | 20,837,294 |
| Current assets | 流動資產 | | |
| Prepayments, deposits and other current assets | 預付款項、按金及其他流動資產 | 44,903 | 917 |
| Financial assets at fair value through profit and loss | 按公平值透過損益列賬之財務資產 | 55,450 | — |
| Cash and cash equivalents | 現金及現金等價物 | 35,374 | 125,226 |
| | | 135,727 | 126,143 |
| Total assets | 總資產 | 22,018,078 | 20,963,437 |
| Equity | 權益 | | |
| Share capital | 股本 | 222,556 | 222,556 |
| Reserves (Note) | 儲備(附註) | 17,986,578 | 17,187,206 |
| Total equity | 權益總額 | 18,209,134 | 17,409,762 |
| Liabilities | 負債 | | |
| Non-current liabilities | 非流動負債 | | |
| Borrowings | 借貸 | — | 3,449,758 |
| Current liabilities | 流動負債 | | |
| Accruals and other payables | 應計款項及其他應付款項 | 101,952 | 95,640 |
| Current tax liabilities | 本期稅項負債 | 8,857 | 8,277 |
| Borrowings | 借貸 | 3,698,135 | — |
| | | 3,808,944 | 103,917 |
| Total liabilities | 負債總額 | 3,808,944 | 3,553,675 |
| Total equity and liabilities | 權益及負債總額 | 22,018,078 | 20,963,437 |

**39 Company Statement of Financial Position
(Continued)**

Note:

Reserve movement of the Company

39 本公司財務狀況表(續)

附註：

本公司之儲備變動

| | | Share premium 股份溢價 HK\$'000 千港元 | Currency translation differences 貨幣匯兌差額 HK\$'000 千港元 | Retained earnings 保留盈利 HK\$'000 千港元 | Total 總計 HK\$'000 千港元 |
|--|-------------------------------|---|---|---|--------------------------------|
| For the year ended 31st December 2017 | 截至二零一七年 十二月三十一日止年度 | | | | |
| Balance at 1st January 2017 | 於二零一七年一月一日之 結餘 | 15,800,776 | 4,604 | 1,381,826 | 17,187,206 |
| Loss for the year | 年度虧損 | — | — | (183,595) | (183,595) |
| Currency translation differences | 貨幣匯兌差額 | — | 1,205,523 | — | 1,205,523 |
| Dividends paid | 已付股息 | — | — | (222,556) | (222,556) |
| Balance at 31st December 2017 | 於二零一七年 十二月三十一日之結餘 | 15,800,776 | 1,210,127 | 975,675 | 17,986,578 |
| For the year ended 31st December 2016 | 截至二零一六年 十二月三十一日止年度 | | | | |
| Balance at 1st January 2016 | 於二零一六年一月一日之 結餘 | 15,861,535 | 1,165,183 | 928,143 | 17,954,861 |
| Profit for the year | 年度溢利 | — | — | 673,621 | 673,621 |
| Currency translation differences | 貨幣匯兌差額 | — | (1,160,579) | — | (1,160,579) |
| Repurchase of own shares | 購回本身股份 | (60,759) | — | 3,082 | (57,677) |
| Dividends paid | 已付股息 | — | — | (223,020) | (223,020) |
| Balance at 31st December 2016 | 於二零一六年 十二月三十一日之結餘 | 15,800,776 | 4,604 | 1,381,826 | 17,187,206 |

40 Details of Principal Subsidiaries

The following is a list of the principal subsidiaries at 31st December 2017:

40 主要附屬公司詳情

以下為於二零一七年十二月三十一日之
主要附屬公司名單：

| Name of company 公司名稱 | Place of incorporation and kind of legal entity 註冊成立地點及法律實體類別 | Issued and fully paid capital 已發行及繳足股本 | Percentage of equity interest attributable to the Group 集團應佔股權百分比 | | Principal activities and place of operation 主要業務及營運地點 |
|--|---|--|--|------------------|---|
| | | | Directly 直接 | Indirectly 間接 | |
| Hopson Development International Limited 合生創展國際有限公司 | British Virgin Islands, limited liability company 英屬處女群島，有限責任公司 | US\$2,000 2,000美元 | 100% | — | Investment holding in Hong Kong 於香港投資控股 |
| Sun Excel Investments Limited 日佳投資有限公司 | British Virgin Islands, limited liability company 英屬處女群島，有限責任公司 | US\$2,600,001 2,600,001美元 | 100% | — | Investment holding in Hong Kong 於香港投資控股 |
| Addup International Limited 永熹國際有限公司 | Hong Kong, limited liability company 香港，有限責任公司 | HK\$1 1港元 | — | 100% | Investment holding in Hong Kong 於香港投資控股 |
| Archibald Properties Limited 愛寶置業有限公司 | British Virgin Islands, limited liability company 英屬處女群島，有限責任公司 | US\$2 2美元 | — | 100% | Investment holding in Hong Kong 於香港投資控股 |
| Beijing Chuanghe Fengwei Real Property Development Co. Limited 北京創合豐威房地產開發有限公司 | Mainland China, limited liability company 中國大陸，有限責任公司 | US\$61,920,330 61,920,330美元 | — | 100% | Property development in Mainland China 於中國大陸發展物業 |
| Beijing Hopson Beifang Real Estate Development Limited 北京合生北方房地產開發有限公司 | Mainland China, limited liability company 中國大陸，有限責任公司 | US\$220,580,000 220,580,000美元 | — | 100% | Property development in Mainland China 於中國大陸發展物業 |
| Beijing Hopson Longhui Restaurant Management Company Limited 北京合生龍匯餐飲管理有限公司 | Mainland China, limited liability company 中國大陸，有限責任公司 | RMB3,000,000 人民幣3,000,000元 | — | 100% | Restaurant management in Mainland China 於中國大陸管理餐飲 |
| Beijing Hopson Luzhou Real Estate Development Limited 北京合生綠洲房地產開發有限公司 | Mainland China, limited liability company 中國大陸，有限責任公司 | RMB1,793,370,000 人民幣1,793,370,000元 | — | 100% | Property development in Mainland China 於中國大陸發展物業 |
| Beijing Hopson Shiguang Investment Management Limited 北京合生時光投資管理有限公司 | Mainland China, limited liability company 中國大陸，有限責任公司 | RMB3,000,000 人民幣3,000,000元 | — | 100% | Investment holding in Mainland China 於中國大陸投資控股 |
| Beijing Hopson Wangjing Real Estate Development Company Limited 北京合生望景房地產開發有限公司 | Mainland China, limited liability company 中國大陸，有限責任公司 | RMB364,990,000 人民幣364,990,000元 | — | 100% | Property development in Mainland China 於中國大陸發展物業 |
| Beijing Hopson Xingye Real Estate Development Limited 北京合生興業房地產開發有限公司 | Mainland China, limited liability company 中國大陸，有限責任公司 | US\$31,600,000 31,600,000美元 | — | 100% | Property development in Mainland China 於中國大陸發展物業 |
| Beijing Hopson Yujing Real Estate Development Limited 北京合生愉景房地產開發有限公司 | Mainland China, limited liability company 中國大陸，有限責任公司 | US\$165,760,000 165,760,000美元 | — | 100% | Property development in Mainland China 於中國大陸發展物業 |
| Beijing Longjia Runhe Real Estate Development Limited 北京龍嘉潤合房地產開發有限公司 | Mainland China, limited liability company 中國大陸，有限責任公司 | RMB10,000,000 人民幣10,000,000元 | — | 100% | Property development in Mainland China 於中國大陸發展物業 |

40 Details of Principal Subsidiaries (Continued)

40 主要附屬公司詳情(續)

| Name of company 公司名稱 | Place of incorporation and kind of legal entity 註冊成立地點及法律實體類別 | Issued and fully paid capital 已發行及繳足股本 | Percentage of equity interest attributable to the Group 集團應佔股權百分比 | | Principal activities and place of operation 主要業務及營運地點 |
|---|---|---|--|------------------|---|
| | | | Directly 直接 | Indirectly 間接 | |
| Beijing Longyuan Shunjing Real Estate Development Limited 北京龍源順房地產開發有限公司 | Mainland China, limited liability company 中國大陸，有限責任公司 | RMB20,000,000 人民幣20,000,000元 | — | 100% | Property development in Mainland China 於中國大陸發展物業 |
| Beijing Shengchuang Hengda Real Property Development Co. Limited 北京盛創恒達房地產開發有限公司 | Mainland China, limited liability company 中國大陸，有限責任公司 | US\$67,385,504 67,385,504美元 | — | 100% | Property development in Mainland China 於中國大陸發展物業 |
| Beijing Shengfengqi Architecture Consultant Company Limited 北京晟峰棋建築設計諮詢有限公司 | Mainland China, limited liability company 中國大陸，有限責任公司 | RMB2,000,000 人民幣2,000,000元 | — | 100% | Architectural design in Mainland China 於中國大陸設計建築 |
| Beijing Xinjingrun Property Co., Ltd. 北京新京潤房地產有限公司 | Mainland China, limited liability company 中國大陸，有限責任公司 | US\$444,540,000 444,540,000美元 | — | 80% | Property development in Mainland China 於中國大陸發展物業 |
| Beijing Yichuang Nuoyi Investment Management Company Limited 北京意創諾依投資管理有限公司 | Mainland China, limited liability company 中國大陸，有限責任公司 | RMB10,000,000 人民幣10,000,000元 | — | 100% | Investment holding in Mainland China 於中國大陸投資控股 |
| Beijing Yihai Yinuo Investment Management Company Limited 北京怡海易諾投資管理有限公司 | Mainland China, limited liability company 中國大陸，有限責任公司 | RMB10,000,000 人民幣10,000,000元 | — | 100% | Investment holding in Mainland China 於中國大陸投資控股 |
| Believe Best Investments Limited 信佳投資有限公司 | British Virgin Islands, limited liability company 英屬處女群島，有限責任公司 | US\$200 200美元 | — | 80% | Investment holding in Hong Kong 於香港投資控股 |
| Chia Lung Group Company Limited 佳龍集團有限公司 | Samoa, limited liability company 薩摩亞國，有限責任公司 | US\$6,500,000 6,500,000美元 | — | 100% | Investment holding in Hong Kong 於香港投資控股 |
| Dalian Hopson Fubang Real Estate Development Company Limited 大連合生富邦房地產發展有限公司 | Mainland China, limited liability company 中國大陸，有限責任公司 | US\$32,747,000 32,747,000美元 | — | 100% | Property development in Mainland China 於中國大陸發展物業 |
| Dalian Hopson Xingye Real Estate Development Company Limited 大連合生興業房地產開發有限公司 | Mainland China, limited liability company 中國大陸，有限責任公司 | RMB50,000,000 人民幣50,000,000元 | — | 100% | Property development in Mainland China 於中國大陸發展物業 |
| Dynawell Investment Limited 頤和投資有限公司 | Hong Kong, limited liability company 香港，有限責任公司 | HK\$10,000 10,000港元 | — | 100% | Investment holding in Hong Kong 於香港投資控股 |
| Ever New Properties Limited 恒新置業有限公司 | Hong Kong, limited liability company 香港，有限責任公司 | HK\$2 ordinary HK\$3 non-voting deferred shares (Note) 2港元普通股3港元無投票權遞延股份(附註) | — | 100% | Investment holding and property investment in Hong Kong 於香港投資控股及投資物業 |
| Funland Properties Limited 奔騰置業有限公司 | British Virgin Islands, limited liability company 英屬處女群島，有限責任公司 | US\$2 2美元 | — | 100% | Investment holding in Hong Kong 於香港投資控股 |

40 Details of Principal Subsidiaries (Continued)

40 主要附屬公司詳情(續)

| Name of company 公司名稱 | Place of incorporation and kind of legal entity 註冊成立地點及法律實體類別 | Issued and fully paid capital 已發行及繳足股本 | Percentage of equity interest attributable to the Group 集團應佔股權百分比 | | Principal activities and place of operation 主要業務及營運地點 |
|---|---|--|--|------------------|---|
| | | | Directly 直接 | Indirectly 間接 | |
| Grand Avenue Limited 勁途有限公司 | Hong Kong, limited liability company 香港，有限責任公司 | HK\$22,500,000 22,500,000港元 | — | 100% | Investment holding in Hong Kong 於香港投資控股 |
| Guangdong Esteem Property Services Limited 廣東康景物業服務有限公司 | Mainland China, limited liability company 中國大陸，有限責任公司 | HK\$5,000,000 5,000,000港元 | — | 100% | Property management in Mainland China 於中國大陸管理物業 |
| Guangdong Hopson Dijing Real Estate Co. Ltd. 廣東合生帝景房地產有限公司 | Mainland China, limited liability company 中國大陸，有限責任公司 | US\$37,500,000 37,500,000美元 | — | 100% | Property development in Mainland China 於中國大陸發展物業 |
| Guangdong Hopson Hongjing Real Estate Company Limited 廣東合生泓景房地產有限公司 | Mainland China, limited liability company 中國大陸，有限責任公司 | RMB200,280,000 人民幣200,280,000元 | — | 100% | Property development in Mainland China 於中國大陸發展物業 |
| Guangdong Hopson Leijing Real Estate Co. Limited 廣東合生樂景房地產有限公司 | Mainland China, limited liability company 中國大陸，有限責任公司 | RMB44,500,000 人民幣44,500,000元 | — | 100% | Property development in Mainland China 於中國大陸發展物業 |
| Guangdong Hopson Minghui Real Estate Limited 廣東合生明暉房地產有限公司 | Mainland China, limited liability company 中國大陸，有限責任公司 | RMB41,500,000 人民幣41,500,000元 | — | 90% | Property development in Mainland China 於中國大陸發展物業 |
| Guangdong Hopson Yuehua Real Estate Limited 廣東合生越華房地產有限公司 | Mainland China, limited liability company 中國大陸，有限責任公司 | RMB41,500,000 人民幣41,500,000元 | — | 100% | Property development in Mainland China 於中國大陸發展物業 |
| Guangdong Huajing New City Real Estate Limited 廣東華景新城房地產有限公司 | Mainland China, limited liability company 中國大陸，有限責任公司 | RMB93,500,018 人民幣93,500,018元 | — | 100% | Property development in Mainland China 於中國大陸發展物業 |
| Guangdong Huanan New City Real Estate Limited 廣東華南新城房地產有限公司 | Mainland China, limited liability company 中國大陸，有限責任公司 | RMB464,750,000 人民幣464,750,000元 | — | 100% | Property development in Mainland China 於中國大陸發展物業 |
| Guangdong Huanan Real Estate Limited 廣東華南房地產有限公司 | Mainland China, limited liability company 中國大陸，有限責任公司 | RMB48,074,420 人民幣48,074,420元 | — | 70% | Property development in Mainland China 於中國大陸發展物業 |
| Guangdong Jinan Real Estate Limited 廣東暨南房地產有限公司 | Mainland China, limited liability company 中國大陸，有限責任公司 | RMB65,084,340 人民幣65,084,340元 | — | 90% | Property development in Mainland China 於中國大陸發展物業 |
| Guangdong New Tai An Real Estate Limited 廣東新泰安房地產有限公司 | Mainland China, limited liability company 中國大陸，有限責任公司 | RMB19,100,000 人民幣19,100,000元 | — | 100% | Property development in Mainland China 於中國大陸發展物業 |
| Guangdong Zhongfu Real Estate Investment Co., Ltd. 廣東中福房地產投資有限公司 | Mainland China, limited liability company 中國大陸，有限責任公司 | RMB10,010,000 人民幣10,010,000元 | — | 100% | Investment holding in Mainland China 於中國大陸投資控股 |
| Guangzhou Chuangda Investment Development Company Limited 廣州創達投資發展有限公司 | Mainland China, limited liability company 中國大陸，有限責任公司 | RMB100,000,000 人民幣100,000,000元 | — | 100% | Property development in Mainland China 於中國大陸發展物業 |

40 Details of Principal Subsidiaries (Continued)

40 主要附屬公司詳情(續)

| Name of company 公司名稱 | Place of incorporation and kind of legal entity 註冊成立地點及法律實體類別 | Issued and fully paid capital 已發行及繳足股本 | Percentage of equity interest attributable to the Group 集團應佔股權百分比 | | Principal activities and place of operation 主要業務及營運地點 |
|---|---|--|--|------------------|---|
| | | | Directly 直接 | Indirectly 間接 | |
| Guangzhou Hechuang Construction Company Limited 廣州合創工程總承包有限公司 | Mainland China, limited liability company 中國大陸，有限責任公司 | RMB200,000,000 人民幣200,000,000元 | — | 100% | Provision of construction service in Mainland China 於中國大陸提供建築服務 |
| Guangzhou Hopson Cuijing Real Estate Limited 廣州合生翠景房地產有限公司 | Mainland China, limited liability company 中國大陸，有限責任公司 | RMB53,550,000 人民幣53,550,000元 | — | 97% | Property development in Mainland China 於中國大陸發展物業 |
| Guangzhou Hopson Dongyu Real Estate Limited 廣州合生東宇房地產有限公司 | Mainland China, limited liability company 中國大陸，有限責任公司 | RMB42,500,000 人民幣42,500,000元 | — | 100% | Property development in Mainland China 於中國大陸發展物業 |
| Guangzhou Hopson Junjing Real Estate Limited 廣州合生駿景房地產有限公司 | Mainland China, limited liability company 中國大陸，有限責任公司 | RMB221,619,440 人民幣221,619,440元 | — | 95% | Property development in Mainland China 於中國大陸發展物業 |
| Guangzhou Hopson Keji Garden Real Estate Limited 廣州合生科技園房地產有限公司 | Mainland China, limited liability company 中國大陸，有限責任公司 | RMB133,340,000 人民幣133,340,000元 | — | 95% | Property development in Mainland China 於中國大陸發展物業 |
| Guangzhou Hopson Qinghui Real Estate Limited 廣州合生清輝房地產有限公司 | Mainland China, limited liability company 中國大陸，有限責任公司 | RMB42,287,624 人民幣42,287,624元 | — | 100% | Property development in Mainland China 於中國大陸發展物業 |
| Guangzhou Hopson Qingyuan Water Supply Limited 廣州合生清源淨水有限公司 | Mainland China, limited liability company 中國大陸，有限責任公司 | RMB3,000,000 人民幣3,000,000元 | — | 100% | Water supply in Mainland China 於中國大陸供水 |
| Guangzhou Hopson Xingjing Business Services Limited 廣州合生星景商務有限公司 | Mainland China, limited liability company 中國大陸，有限責任公司 | RMB500,000 人民幣500,000元 | — | 100% | Provision of clubhouse and residential services in Mainland China 於中國大陸提供會所及住宅服務 |
| Guangzhou Hopson Yihui Real Estate Limited 廣州合生怡輝房地產有限公司 | Mainland China, limited liability company 中國大陸，有限責任公司 | RMB131,420,019 人民幣131,420,019元 | — | 100% | Property development in Mainland China 於中國大陸發展物業 |
| Guangzhou Hopson Yijing Real Estate Limited 廣州合生逸景房地產有限公司 | Mainland China, limited liability company 中國大陸，有限責任公司 | RMB82,040,000 人民幣82,040,000元 | — | 99.5% | Property development in Mainland China 於中國大陸發展物業 |
| Guangzhou Hopson Yujing Real Estate Limited 廣州合生愉景房地產有限公司 | Mainland China, limited liability company 中國大陸，有限責任公司 | RMB47,250,000 人民幣47,250,000元 | — | 70% | Property development in Mainland China 於中國大陸發展物業 |
| Guangzhou Huayue Longting Restaurant Limited 廣州華越龍庭酒家有限公司 | Mainland China, limited liability company 中國大陸，有限責任公司 | RMB3,000,000 人民幣3,000,000元 | — | 100% | Restaurant management in Mainland China 於中國大陸管理餐飲 |

40 Details of Principal Subsidiaries (Continued)

40 主要附屬公司詳情(續)

| Name of company 公司名稱 | Place of incorporation and kind of legal entity 註冊成立地點及法律實體類別 | Issued and fully paid capital 已發行及繳足股本 | Percentage of equity interest attributable to the Group 集團應佔股權百分比 | | Principal activities and place of operation 主要業務及營運地點 |
|--|---|--|--|------------------|---|
| | | | Directly 直接 | Indirectly 間接 | |
| Guangzhou Jiannan Property Development Limited 廣州建南房產發展有限公司 | Mainland China, limited liability company 中國大陸，有限責任公司 | US\$12,000,000 12,000,000美元 | — | 100% | Property development in Mainland China 於中國大陸發展物業 |
| Guangzhou Kengding Architecture Design Consultant Company Limited 廣州經鼎建築設計諮詢有限公司 | Mainland China, limited liability company 中國大陸，有限責任公司 | RMB2,000,000 人民幣2,000,000元 | — | 100% | Architectural design in Mainland China 於中國大陸設計建築 |
| Guangzhou Nonggongshang Construction and Development Company Limited 廣州市農工商建設開發有限公司 | Mainland China, limited liability company 中國大陸，有限責任公司 | RMB2,170,243 人民幣2,170,243元 | — | 100% | Property development in Mainland China 於中國大陸發展物業 |
| Guangzhou Sanlian Huaqiao Estate Company Limited 廣州三聯華僑房產有限公司 | Mainland China, limited liability company 中國大陸，有限責任公司 | RMB30,000,000 人民幣30,000,000元 | — | 67% | Property development in Mainland China 於中國大陸發展物業 |
| Guangzhou Wanxiangying Real Estate Company Limited 廣州市萬想營物業發展有限公司 | Mainland China, limited liability company 中國大陸，有限責任公司 | RMB1,000,000 人民幣1,000,000元 | — | 100% | Property development in Mainland China 於中國大陸發展物業 |
| Guangzhou Xinchangjiang Development Limited 廣州新長江建設開發有限公司 | Mainland China, limited liability company 中國大陸，有限責任公司 | RMB60,000,000 人民幣60,000,000元 | — | 95.5% | Property development in Mainland China 於中國大陸發展物業 |
| Guangzhou Yihui Real Estate Development Limited 廣州市溢輝房地產開發有限公司 | Mainland China, limited liability company 中國大陸，有限責任公司 | RMB37,000,000 人民幣37,000,000元 | — | 100% | Property development in Mainland China 於中國大陸發展物業 |
| Guangzhou Yijing Arts and Culture Company Limited 廣州市藝景文化藝術發展有限公司 | Mainland China, limited liability company 中國大陸，有限責任公司 | RMB500,000 人民幣500,000元 | — | 100% | Investment holding in Mainland China 於中國大陸投資控股 |
| Guangzhou Yiming Real Estate Development Company Limited 廣州頤明房地產開發有限公司 | Mainland China, limited liability company 中國大陸，有限責任公司 | RMB43,800,000 人民幣43,800,000元 | — | 100% | Property development in Mainland China 於中國大陸發展物業 |
| Guangzhou Yisheng Real Estate Development Limited 廣州市溢晟房地產開發有限公司 | Mainland China, limited liability company 中國大陸，有限責任公司 | RMB52,500,000 人民幣52,500,000元 | — | 100% | Property development in Mainland China 於中國大陸發展物業 |
| Guangzhou Zhujiang Qiaodu Real Estate Limited 廣州珠江僑都房地產有限公司 | Mainland China, limited liability company 中國大陸，有限責任公司 | RMB535,500,000 人民幣535,500,000元 | — | 99.5% | Property development in Mainland China 於中國大陸發展物業 |
| Guangzhou Ziyun Village Real Estate Company Limited 廣州紫雲山莊房地產有限公司 | Mainland China, limited liability company 中國大陸，有限責任公司 | US\$36,400,259 36,400,259美元 | — | 100% | Property development in Mainland China 於中國大陸發展物業 |

40 Details of Principal Subsidiaries (Continued)

40 主要附屬公司詳情(續)

| Name of company 公司名稱 | Place of incorporation and kind of legal entity 註冊成立地點及法律實體類別 | Issued and fully paid capital 已發行及繳足股本 | Percentage of equity interest attributable to the Group 集團應佔股權百分比 | | Principal activities and place of operation 主要業務及營運地點 |
|---|---|---|--|------------------|---|
| | | | Directly 直接 | Indirectly 間接 | |
| Hopeson Holdings Limited | Hong Kong, limited liability company | HK\$2 ordinary HK\$10,000 non-voting deferred shares (Note) | — | 100% | Investment holding in Hong Kong |
| 合生集團有限公司 | 香港，有限責任公司 | 2港元普通股 10,000港元無投票權 遞延股份(附註) | | | 於香港投資控股 |
| Hopson (Guangzhou) Industries Limited | Mainland China, limited liability company | US\$4,830,000 | — | 100% | Property development in Mainland China |
| 合生(廣州)實業有限公司 | 中國大陸，有限責任公司 | 4,830,000美元 | | | 於中國大陸發展物業 |
| Hopson Development (Consultants) Limited | British Virgin Islands, limited liability company | US\$2 | — | 100% | Provision of property design and advisory services in Hong Kong |
| 合生創展(顧問)有限公司 | 英屬處女群島，有限責任公司 | 2美元 | | | 於香港提供物業設計及 顧問服務 |
| Hopson Development (Properties) Limited | Hong Kong, limited liability company | HK\$10,000 | — | 100% | Property investment in Hong Kong |
| 合生創展(置業)有限公司 | 香港，有限責任公司 | 10,000港元 | | | 於香港投資物業 |
| Hopson Properties (China) Limited | British Virgin Islands, limited liability company | US\$1 | — | 100% | Investment holding in Hong Kong |
| 合生中國房地產有限公司 | 英屬處女群島，有限責任公司 | 1美元 | | | 於香港投資控股 |
| Huidong Zhongfu Real Estate Co., Ltd. | Mainland China, limited liability company | RMB42,186,475.63 | — | 100% | Property investment in Mainland China |
| 惠東中福置業有限公司 | 中國大陸，有限責任公司 | 人民幣42,186,475.63元 | | | 於中國大陸投資物業 |
| Huizhou Daya Bay New Coastal City Development and Investment Co. Ltd. | Mainland China, limited liability company | RMB100,000,000 | — | 60% | Property investment in Mainland China |
| 惠州大亞灣新海岸城市建設投資 有限公司 | 中國大陸，有限責任公司 | 人民幣100,000,000元 | | | 於中國大陸投資物業 |
| Huizhou Haolong Industrial Development Company Limited | Mainland China, limited liability company | RMB10,000,000 | — | 100% | Property investment in Mainland China |
| 惠州市瀨龍實業發展有限公司 | 中國大陸，有限責任公司 | 人民幣10,000,000元 | | | 於中國大陸投資物業 |
| Huizhou Hopson Xinneng Properties Limited | Mainland China, limited liability company | HK\$50,000,000 | — | 100% | Property development in Mainland China |
| 惠州市合生信能置業有限公司 | 中國大陸，有限責任公司 | 50,000,000港元 | | | 於中國大陸發展物業 |
| Huizhou Yapai Real Estate Company Limited | Mainland China, limited liability company | RMB250,000,000 | — | 100% | Property development in Mainland China |
| 惠州市亞派房地產有限公司 | 中國大陸，有限責任公司 | 人民幣250,000,000元 | | | 於中國大陸發展物業 |
| Huizhou Yaxin Real Estate Company Limited | Mainland China, limited liability company | RMB119,000,000 | — | 100% | Property development in Mainland China |
| 惠州市亞新房地產有限公司 | 中國大陸，有限責任公司 | 人民幣119,000,000元 | | | 於中國大陸發展物業 |
| Ji Run Property Investments Limited | Hong Kong, limited liability company | HK\$1,000,000 | — | 80% | Investment holding in Hong Kong |
| 吉潤置業投資有限公司 | 香港，有限責任公司 | 1,000,000港元 | | | 於香港投資控股 |

40 Details of Principal Subsidiaries (Continued)

40 主要附屬公司詳情(續)

| Name of company 公司名稱 | Place of incorporation and kind of legal entity 註冊成立地點及法律實體類別 | Issued and fully paid capital 已發行及繳足股本 | Percentage of equity interest attributable to the Group 集團應佔股權百分比 | | Principal activities and place of operation 主要業務及營運地點 |
|--|---|--|--|------------------|---|
| | | | Directly 直接 | Indirectly 間接 | |
| Karworld Holdings Limited 嘉和集團有限公司 | Hong Kong, limited liability company 香港，有限責任公司 | HK\$10,000 10,000港元 | — | 100% | Investment holding in Hong Kong 於香港投資控股 |
| Kunshan Hopson Property Development Company Limited 昆山合生房地產開發有限公司 | Mainland China, limited liability company 中國大陸，有限責任公司 | RMB200,000,000 人民幣200,000,000元 | — | 100% | Property development in Mainland China 於中國大陸發展物業 |
| Malaysian Teogheew Industrial Estate Development (Guangzhou) Ltd. 廣州馬潮工業村發展有限公司 | Mainland China, limited liability company 中國大陸，有限責任公司 | HK\$25,000,000 25,000,000港元 | — | 55% | Property development in Mainland China 於中國大陸發展物業 |
| Max Clear Investments Limited 先卓投資有限公司 | Hong Kong, limited liability company 香港，有限責任公司 | HK\$1 1港元 | — | 100% | Investment holding in Hong Kong 於香港投資控股 |
| Nambour Properties Limited 南博置業有限公司 | British Virgin Islands, limited liability company 英屬處女群島，有限責任公司 | US\$2 2美元 | — | 100% | Investment holding in Hong Kong 於香港投資控股 |
| Ningbo Hopson Ci City Leisure Sports Company Limited 寧波合生慈城休閒體育發展有限公司 | Mainland China, limited liability company 中國大陸，有限責任公司 | US\$10,000,000 10,000,000美元 | — | 100% | Property development in Mainland China 於中國大陸發展物業 |
| Ningbo Hopson Kam City Real Estate Company Limited 寧波合生錦城房地產有限公司 | Mainland China, limited liability company 中國大陸，有限責任公司 | RMB150,000,000 人民幣150,000,000元 | — | 100% | Property development in Mainland China 於中國大陸發展物業 |
| Ningbo Hopson Ming City Real Estate Company Limited 寧波合生名城房地產有限公司 | Mainland China, limited liability company 中國大陸，有限責任公司 | RMB10,000,000 人民幣10,000,000元 | — | 100% | Property development in Mainland China 於中國大陸發展物業 |
| Ningbo Hopson Real Estate Company Limited 寧波合生創展房地產有限公司 | Mainland China, limited liability company 中國大陸，有限責任公司 | RMB220,000,000 人民幣220,000,000元 | — | 100% | Property development in Mainland China 於中國大陸發展物業 |
| Outward Expanse Investments Limited 廣大投資有限公司 | British Virgin Islands, limited liability company 英屬處女群島，有限責任公司 | US\$2 2美元 | — | 100% | Investment holding in Hong Kong 於香港投資控股 |
| Panyu Zhujiang Real Estate Company Limited 番禺珠江房地產有限公司 | Mainland China, limited liability company 中國大陸，有限責任公司 | RMB100,000,000 人民幣100,000,000元 | — | 100% | Property development in Mainland China 於中國大陸發展物業 |
| Plaza Royale Water Palace Convention Hotel Tianjin Co. Limited 天津帝景溫泉酒店有限公司 | Mainland China, limited liability company 中國大陸，有限責任公司 | RMB72,000,000 人民幣72,000,000元 | — | 70% | Hotel operation in Mainland China 於中國大陸經營酒店 |
| Pomeroy Properties Limited 邦萊置業有限公司 | British Virgin Islands, limited liability company 英屬處女群島，有限責任公司 | US\$2 2美元 | — | 100% | Investment holding in Hong Kong 於香港投資控股 |

40 Details of Principal Subsidiaries (Continued)

40 主要附屬公司詳情(續)

| Name of company 公司名稱 | Place of incorporation and kind of legal entity 註冊成立地點及法律實體類別 | Issued and fully paid capital 已發行及繳足股本 | Percentage of equity interest attributable to the Group 集團應佔股權百分比 | | Principal activities and place of operation 主要業務及營運地點 |
|--|---|--|--|------------------|---|
| | | | Directly 直接 | Indirectly 間接 | |
| Prestige Dragon Development Limited 譽龍發展有限公司 | Hong Kong, limited liability company 香港，有限責任公司 | HK\$10,000 10,000港元 | — | 100% | Investment holding in Hong Kong 於香港投資控股 |
| Right Strong International Limited 信能國際有限公司 | Hong Kong, limited liability company 香港，有限責任公司 | HK\$1 1港元 | — | 100% | Investment holding in Hong Kong 於香港投資控股 |
| Shanghai Anxu Warehousing Company Limited 上海安旭倉儲有限公司 | Mainland China, limited liability company 中國大陸，有限責任公司 | RMB500,000 人民幣500,000元 | — | 100% | Warehouse in Mainland China 於中國大陸倉儲 |
| Shanghai Dazhan Investment Management Company Limited 上海大展投資管理有限公司 | Mainland China, limited liability company 中國大陸，有限責任公司 | RMB3,050,000,000 人民幣3,050,000,000元 | — | 100% | Property development in Mainland China 於中國大陸發展物業 |
| Shanghai Fanmei Architecture Design Company Limited 上海樊美建築設計有限公司 | Mainland China, limited liability company 中國大陸，有限責任公司 | RMB2,000,000 人民幣2,000,000元 | — | 100% | Architectural design in Mainland China 於中國大陸設計建築 |
| Shanghai Hechuang Linhai Property Development Company Limited 上海合創臨海房地產開發有限公司 | Mainland China, limited liability company 中國大陸，有限責任公司 | RMB900,000,000 人民幣900,000,000元 | — | 100% | Property development in Mainland China 於中國大陸發展物業 |
| Shanghai Hopson Jinting Real Estate Development Limited 上海合生錦廷房地產開發有限公司 | Mainland China, limited liability company 中國大陸，有限責任公司 | RMB50,000,000 人民幣50,000,000元 | — | 100% | Property development in Mainland China 於中國大陸發展物業 |
| Shanghai Hopson Property Development Company Limited 上海合生房地產開發有限公司 | Mainland China, limited liability company 中國大陸，有限責任公司 | US\$59,900,000 59,900,000美元 | — | 100% | Property development in Mainland China 於中國大陸發展物業 |
| Shanghai Hopson Sanlin Real Estate Development Limited 上海合生三麟房地產開發有限公司 | Mainland China, limited liability company 中國大陸，有限責任公司 | RMB50,000,000 人民幣50,000,000元 | — | 100% | Property development in Mainland China 於中國大陸發展物業 |
| Shanghai Longjia Properties Limited 上海龍嘉置業有限公司 | Mainland China, limited liability company 中國大陸，有限責任公司 | RMB20,000,000 人民幣20,000,000元 | — | 100% | Property development in Mainland China 於中國大陸發展物業 |
| Shanghai Longmeng Real Estate Development Company Limited 上海龍盟房地產開發有限公司 | Mainland China, limited liability company 中國大陸，有限責任公司 | US\$44,370,000 44,370,000美元 | — | 100% | Property development in Mainland China 於中國大陸發展物業 |
| Shanghai Sanxiang Real Estate Development Company Limited 上海三象房產發展有限公司 | Mainland China, limited liability company 中國大陸，有限責任公司 | US\$8,000,000 8,000,000美元 | — | 100% | Property development in Mainland China 於中國大陸發展物業 |
| Shanghai Shangshi Haiyun Properties Company Limited 上海上實海雲置業有限公司 | Mainland China, limited liability company 中國大陸，有限責任公司 | RMB800,000,000 人民幣800,000,000元 | — | 100% | Property development in Mainland China 於中國大陸發展物業 |

40 Details of Principal Subsidiaries (Continued)

40 主要附屬公司詳情(續)

| Name of company 公司名稱 | Place of incorporation and kind of legal entity 註冊成立地點及法律實體類別 | Issued and fully paid capital 已發行及繳足股本 | Percentage of equity interest attributable to the Group 集團應佔股權百分比 | | Principal activities and place of operation 主要業務及營運地點 |
|--|---|--|--|------------------|---|
| | | | Directly 直接 | Indirectly 間接 | |
| Shanghai Tongzhen Investment and Consultant Company Limited 上海同振投資諮詢有限公司 | Mainland China, limited liability company 中國大陸，有限責任公司 | RMB5,000,000 人民幣5,000,000元 | — | 100% | Property development in Mainland China 於中國大陸發展物業 |
| Shanghai Yutai Real Estate Development Company Limited 上海御泰房地產發展有限公司 | Mainland China, limited liability company 中國大陸，有限責任公司 | RMB400,000,000 人民幣400,000,000元 | — | 100% | Property development in Mainland China 於中國大陸發展物業 |
| Shanghai Zeyu Properties Limited 上海澤宇置業有限公司 | Mainland China, limited liability company 中國大陸，有限責任公司 | RMB50,000,000 人民幣50,000,000元 | — | 100% | Property development in Mainland China 於中國大陸發展物業 |
| Shanghai Zhengze Real Estate Development Company Limited 上海正澤房地產有限公司 | Mainland China, limited liability company 中國大陸，有限責任公司 | RMB50,000,000 人民幣50,000,000元 | — | 100% | Property development in Mainland China 於中國大陸發展物業 |
| Shanxi Hopson Dijing Construction Company Limited 山西合生帝景建設有限公司 | Mainland China, limited liability company 中國大陸，有限責任公司 | RMB956,865,000 人民幣956,865,000元 | — | 100% | Property development in Mainland China 於中國大陸發展物業 |
| Shanxi Hopson Jiashi Investment Company Limited 山西合生嘉實投資有限公司 | Mainland China, limited liability company 中國大陸，有限責任公司 | RMB30,000,000 人民幣30,000,000元 | — | 100% | Property development in Mainland China 於中國大陸發展物業 |
| Shine Wealth Consultants Limited 亮豐顧問有限公司 | British Virgin Islands, limited liability company 英屬處女群島，有限責任公司 | US\$1 1美元 | — | 100% | Provision of consultancy in Hong Kong 於香港提供顧問服務 |
| Size Up Investments Limited 廣都投資有限公司 | Hong Kong, limited liability company 香港，有限責任公司 | HK\$1 1港元 | — | 100% | Investment holding in Hong Kong 於香港投資控股 |
| Solawide Properties Limited 崇偉置業有限公司 | British Virgin Islands, limited liability company 英屬處女群島，有限責任公司 | US\$2 2美元 | — | 100% | Investment holding in Hong Kong 於香港投資控股 |
| Suizhong Haisheng Tourism Development Corporation 綏中海盛旅遊置業發展有限公司 | Mainland China, limited liability company 中國大陸，有限責任公司 | RMB10,000,000 人民幣10,000,000元 | — | 51% | Property development in Mainland China 於中國大陸發展物業 |
| Sun Advance Investments Limited 日進投資有限公司 | British Virgin Islands, limited liability company 英屬處女群島，有限責任公司 | US\$1 1美元 | — | 100% | Investment holding in Hong Kong 於香港投資控股 |
| Sun Yick Properties Limited 新益置業有限公司 | British Virgin Islands, limited liability company 英屬處女群島，有限責任公司 | US\$2 2美元 | — | 100% | Investment holding in Hong Kong 於香港投資控股 |
| Suzhou Ruiyin Properties Limited 蘇州瑞銀置業有限公司 | Mainland China, limited liability company 中國大陸，有限責任公司 | RMB480,000,000 人民幣480,000,000元 | — | 100% | Property development in Mainland China 於中國大陸發展物業 |

40 Details of Principal Subsidiaries (Continued)

40 主要附屬公司詳情(續)

| Name of company 公司名稱 | Place of incorporation and kind of legal entity 註冊成立地點及法律實體類別 | Issued and fully paid capital 已發行及繳足股本 | Percentage of equity interest attributable to the Group 集團應佔股權百分比 | | Principal activities and place of operation 主要業務及營運地點 |
|--|---|--|--|------------------|---|
| | | | Directly 直接 | Indirectly 間接 | |
| Tianjin Babo Real Estate Development Company Limited 天津市巴博房地產開發有限公司 | Mainland China, limited liability company 中國大陸，有限責任公司 | RMB30,000,000 人民幣30,000,000元 | — | 100% | Property development in Mainland China 於中國大陸發展物業 |
| Tianjin Hopson Binhai Real Estate Development Company 天津合生濱海房地產開發有限公司 | Mainland China, limited liability company 中國大陸，有限責任公司 | RMB375,826,000 人民幣375,826,000元 | — | 98.9% | Property development in Mainland China 於中國大陸發展物業 |
| Tianjin Hopson Environmental Protection and Energy Saving Technology Development Company Limited 天津合生環保節能技術開發有限公司 | Mainland China, limited liability company 中國大陸，有限責任公司 | US\$500,000 500,000美元 | — | 75% | Research and development of environmental technology and product in Mainland China 於中國大陸研究及開發環保技術及產品 |
| Tianjin Hopson Zhujiang Real Estate Development Limited 天津合生珠江房地產開發有限公司 | Mainland China, limited liability company 中國大陸，有限責任公司 | RMB280,000,000 人民幣280,000,000元 | — | 92.3% | Property development in Mainland China 於中國大陸發展物業 |
| Tianjin Jade Buddha Temple Museum Management Company Limited 天津市寶坻區玉佛宮博物館經營管理有限公司 | Mainland China, limited liability company 中國大陸，有限責任公司 | RMB200,000 人民幣200,000元 | — | 100% | Museum operation in Mainland China 於中國大陸經營管理博物館 |
| Tianjin Meixin Architectural Design Company Limited 天津美新建築設計有限公司 | Mainland China, limited liability company 中國大陸，有限責任公司 | RMB3,000,000 人民幣3,000,000元 | — | 100% | Architectural design in Mainland China 於中國大陸設計建築 |
| Tianjin Ruiwan Investment and Development Company Limited 天津瑞灣投資發展有限公司 | Mainland China, limited liability company 中國大陸，有限責任公司 | RMB115,000,000 人民幣115,000,000元 | — | 100% | Property development in Mainland China 於中國大陸發展物業 |
| Tianjin Royal Garden Hot Spring Development Company Limited 天津珠江帝景溫泉開發有限公司 | Mainland China, limited liability company 中國大陸，有限責任公司 | RMB20,000,000 人民幣20,000,000元 | — | 100% | Hotel operation in Mainland China 於中國大陸經營酒店 |
| Tumen Properties Limited 祥能置業有限公司 | British Virgin Islands, limited liability company 英屬處女群島，有限責任公司 | US\$2 2美元 | — | 100% | Investment holding in Hong Kong 於香港投資控股 |
| Trisum Investment Limited 豐深投資有限公司 | Hong Kong, limited liability company 香港，有限責任公司 | HK\$5,000,000 5,000,000港元 | — | 100% | Investment holding in Hong Kong 於香港投資控股 |
| Value-Added Guangzhou Limited 廣州市加益有限公司 | Mainland China, limited liability company 中國大陸，有限責任公司 | RMB8,000,000 人民幣8,000,000元 | — | 70% | Property development in Mainland China 於中國大陸發展物業 |
| Zhejiang Kehua Digital Plaza Company Limited 浙江科華數碼廣場有限公司 | Mainland China, limited liability company 中國大陸，有限責任公司 | RMB10,000,000 人民幣10,000,000元 | — | 95% | Property development in Mainland China 於中國大陸發展物業 |
| Zhongshan Hopson Haojing Real Estate Company Limited 中山市合生灝景房地產有限公司 | Mainland China, limited liability company 中國大陸，有限責任公司 | RMB10,000,000 人民幣10,000,000元 | — | 100% | Property development in Mainland China 於中國大陸發展物業 |

40 Details of Principal Subsidiaries (Continued)

40 主要附屬公司詳情(續)

| Name of company 公司名稱 | Place of incorporation and kind of legal entity 註冊成立地點及法律實體類別 | Issued and fully paid capital 已發行及繳足股本 | Percentage of equity interest attributable to the Group 集團應佔股權百分比 | | Principal activities and place of operation 主要業務及營運地點 |
|---|---|--|--|------------------|---|
| | | | Directly 直接 | Indirectly 間接 | |
| Zhongshan Hopson Hongjing Real Estate Company Limited 中山市合生宏景房地產有限公司 | Mainland China, limited liability company 中國大陸，有限責任公司 | RMB10,000,000 人民幣10,000,000元 | — | 100% | Property development in Mainland China 於中國大陸發展物業 |
| Zhongshan Hopson Xijing Real Estate Company Limited 中山市合生熙景房地產有限公司 | Mainland China, limited liability company 中國大陸，有限責任公司 | RMB10,000,000 人民幣10,000,000元 | — | 100% | Property development in Mainland China 於中國大陸發展物業 |
| Zhongxian International Company Limited 中先國際控股有限公司 | Mainland China, limited liability company 中國大陸，有限責任公司 | RMB2,250,000,000 人民幣2,250,000,000元 | — | 100% | Property development in Mainland China 於中國大陸發展物業 |

Note:

The non-voting deferred shares have no voting rights and are not entitled to any dividend or distributions upon winding up unless a sum of HK\$100,000,000,000,000 has been distributed to the holders of the ordinary shares and thereafter one-half of the assets are distributable to holders of the non-voting deferred shares.

附註：

無投票權遞延股份並無投票權，無權收取任何股息或無權於清盤時享有分派，除非100,000,000,000,000港元已分派予普通股持有人，則其後資產之一半可分派予無投票權遞延股份持有人。

41 Details of Associates

41 聯營公司詳情

| Name 名稱 | Particulars of issued shares held 所持已發行股份詳情 | Place of incorporation 註冊成立地點 | Principle activities 主要業務 | Interest held % 所持 權益 % |
|--|---|-------------------------------------|------------------------------|----------------------------------|
| Beijing BHL Logistics Limited 北京京泰物流置業有限公司 | Registered capital of US\$20,000,000 註冊股本20,000,000美元 | Mainland China 中國大陸 | Property development 物業發展 | 25 |
| Guangdong Huasheng Cultural Development Company Limited 廣東華生教育文化發展有限公司 | Registered capital of RMB5,000,000 註冊股本人民幣5,000,000元 | Mainland China 中國大陸 | Operation of school 營辦學校 | 40 |
| Tianjing Jingjin Financial and Property Investment Company Limited 天津京津金融產業投資有限公司 | Registered capital of RMB300,000,000 註冊股本人民幣300,000,000元 | Mainland China 中國大陸 | Property development 物業發展 | 30 |

42 Details of Joint Ventures

42 合營公司詳情

| Name | Particulars of issued shares held | Place of incorporation | Principle activities | Interest held % |
|---|---|------------------------|---|---------------------------------|
| 名稱 | 所持已發行股份詳情 | 註冊成立地點 | 主要業務 | 所持權益% |
| Beijing Dongfangwenhua International Properties Company Limited 北京東方文華國際置業有限公司 | Registered capital of US\$47,890,000 註冊股本47,890,000美元 | Mainland China 中國大陸 | Property development and property investment 物業發展及物業投資 | 60.98 (Note (i)) (附註(i)) |
| Guangzhou Diyi Dyeing Factory Company Limited 廣州第一染織廠有限公司 | Registered capital of RMB82,991,973 註冊股本人民幣82,991,973元 | Mainland China 中國大陸 | Property development 物業發展 | 65 (Note (iii)) (附註(iii)) |
| Guangzhou Dongtai Textile Company Limited 廣州東泰紡織產業有限公司 | Registered capital of RMB28,570,000 註冊股本人民幣28,570,000元 | Mainland China 中國大陸 | Property development 物業發展 | 65 (Note (ii)) (附註(ii)) |

Notes:

- (i) The Group is entitled to 57.14% of the voting power in the Board of Directors of the joint venture while ordinary resolutions of the joint venture require 75% of the voting of the Board of Directors.
- (ii) The Group is entitled to 57.14% of the voting power in the Board of Directors of the joint ventures while ordinary resolutions of the joint ventures require 66.7% of the voting of the Board of Directors.

附註：

- (i) 本集團擁有合營公司57.14%董事會投票權，而合營公司之普通決議案須董事會75%投票權。
- (ii) 本集團擁有合營公司57.14%董事會投票權，而合營公司之普通決議案須董事會66.7%投票權。

Summary of Financial Information

財務資料概要

Consolidated Balance Sheets

綜合財務狀況表

| | | 2013 二零一三年 HK\$'000 千港元 | 2014 二零一四年 HK\$'000 千港元 | 2015 二零一五年 HK\$'000 千港元 | 2016 二零一六年 HK\$'000 千港元 | 2017 二零一七年 HK\$'000 千港元 |
|---|-----------------|----------------------------------|----------------------------------|----------------------------------|----------------------------------|----------------------------------|
| ASSETS | 資產 | | | | | |
| Non-current assets | 非流動資產 | | | | | |
| Land costs | 土地成本 | 1,928,700 | 1,869,029 | 1,976,377 | 1,776,499 | 1,846,674 |
| Prepayments for acquisition of land | 收購土地預付款項 | 135,305 | 134,852 | 126,980 | 118,927 | 127,264 |
| Prepayments for construction work | 建設工程之預付款項 | 1,340,636 | 1,480,246 | 587,141 | 28,682 | — |
| Loan receivables | 應收貸款 | — | — | — | — | 1,536,051 |
| Properties and equipment | 物業及設備 | 4,105,363 | 4,060,382 | 3,958,050 | 3,486,335 | 3,724,771 |
| Investment properties | 投資物業 | 22,515,040 | 25,474,413 | 28,935,997 | 31,300,936 | 42,971,253 |
| Goodwill | 商譽 | 42,528 | 42,386 | 39,912 | 31,818 | 33,552 |
| Investments in associates | 於聯營公司之投資 | 158,257 | 158,290 | 148,579 | 140,747 | 153,106 |
| Investments in joint ventures | 於合營公司之投資 | 5,599,225 | 8,102,176 | 7,778,864 | 7,424,805 | 8,035,057 |
| Available-for-sale financial assets | 可供出售財務資產 | 2,665,885 | 3,342,755 | 3,129,699 | 3,406,109 | 4,039,343 |
| Deferred tax assets | 遞延稅項資產 | 295,185 | 341,466 | 402,162 | 495,525 | 740,160 |
| | | 38,786,124 | 45,005,995 | 47,083,761 | 48,210,383 | 63,207,231 |
| Current assets | 流動資產 | | | | | |
| Prepayments for acquisition of land | 收購土地預付款項 | 10,273,666 | 10,241,218 | 9,658,469 | 9,058,323 | 10,079,270 |
| Properties under development for sale | 可供出售之發展中物業 | 55,122,056 | 50,742,439 | 49,836,168 | 44,761,847 | 42,112,261 |
| Completed properties for sale | 可供出售之已落成物業 | 21,412,298 | 28,277,161 | 25,196,674 | 21,233,257 | 27,358,063 |
| Financial assets at fair value through profit or loss | 按公平值透過損益列賬之財務資產 | 12,146 | 13,607 | 13,101 | 83,584 | 174,852 |
| Accounts receivable | 應收賬款 | 406,179 | 385,076 | 425,296 | 542,974 | 630,653 |
| Loan receivables | 應收貸款 | — | — | — | — | 299,075 |
| Available-for-sale financial assets | 可供出售財務資產 | — | — | — | — | 220,000 |
| Prepayments, deposits and other current assets | 預付款項、按金及其他流動資產 | 2,553,024 | 2,300,768 | 2,497,694 | 2,749,500 | 3,879,004 |
| Due from a joint venture | 應收一間合營公司款項 | — | — | 32,031 | 34,738 | 42,230 |
| Due from associates | 應收聯營公司款項 | 32,882 | 223 | 210 | 197 | 211 |
| Due from related companies | 應收關連公司款項 | 6,440 | 9,984 | 3,899 | 3,190 | 7,713 |
| Pledged/charged bank deposits | 已抵押／押記銀行存款 | 1,189,562 | 1,223,534 | 676,049 | 261,215 | 405,842 |
| Cash and cash equivalents | 現金及現金等價物 | 5,389,295 | 5,486,993 | 4,753,340 | 6,053,733 | 5,396,990 |
| | | 96,397,548 | 98,681,003 | 93,092,931 | 84,782,558 | 90,606,164 |

Consolidated Balance Sheets (Continued)

綜合財務狀況表(續)

| | | 2013 二零一三年 HK\$'000 千港元 | 2014 二零一四年 HK\$'000 千港元 | 2015 二零一五年 HK\$'000 千港元 | 2016 二零一六年 HK\$'000 千港元 | 2017 二零一七年 HK\$'000 千港元 |
|---|---------------------|----------------------------------|----------------------------------|----------------------------------|----------------------------------|----------------------------------|
| LIABILITIES | 負債 | | | | | |
| Current liabilities | 流動負債 | | | | | |
| Accounts payable | 應付賬款 | 7,728,568 | 8,746,455 | 7,354,186 | 5,715,064 | 7,881,015 |
| Land cost payable | 應付土地成本 | 533,335 | 88,832 | 83,092 | 44,104 | 5,327 |
| Borrowings | 借貸 | 9,472,831 | 12,638,362 | 11,188,721 | 9,538,378 | 15,562,973 |
| Deferred revenue | 遞延收入 | 15,544,864 | 10,290,304 | 11,937,499 | 8,667,718 | 5,766,727 |
| Accruals and other payables | 應計款項及其他 應付款項 | 2,990,449 | 3,184,658 | 3,177,798 | 3,167,043 | 3,979,917 |
| Due to an associate | 應付一間聯營公司之 款項 | 7,020 | 6,996 | 6,588 | 6,170 | 6,603 |
| Due to related companies | 應付關連公司之款項 | 101,939 | 88,232 | 596,329 | 476,471 | 223,907 |
| Due to joint ventures | 應付合營公司之款項 | 2,368,135 | 3,112,088 | 3,473,505 | 3,253,214 | 3,208,176 |
| Current tax liabilities | 本期稅項負債 | 5,025,763 | 4,364,813 | 3,863,892 | 3,834,562 | 5,035,298 |
| | | 43,772,904 | 42,520,740 | 41,681,610 | 34,702,724 | 41,669,943 |
| Non-current liabilities | 非流動負債 | | | | | |
| Land cost payable | 應付土地成本 | 61,418 | 61,212 | 57,638 | 86,827 | 92,830 |
| Borrowings | 借貸 | 29,900,660 | 36,747,468 | 35,516,944 | 35,213,845 | 37,626,814 |
| Due to non-controlling interests | 應付非控制性權益 之款項 | 573,493 | 571,574 | 538,205 | 504,071 | 539,409 |
| Deferred tax liabilities | 遞延稅項負債 | 5,718,011 | 5,800,566 | 5,863,904 | 6,080,408 | 7,646,741 |
| | | 36,253,582 | 43,180,820 | 41,976,691 | 41,885,151 | 45,905,794 |
| Net assets | 資產淨值 | 55,157,186 | 57,985,438 | 56,518,391 | 56,405,066 | 66,237,658 |
| EQUITY | 權益 | | | | | |
| Capital and reserves attributable to the Company's equity holders | 本公司股權持有人 應佔股本及儲備 | | | | | |
| Share capital | 股本 | 224,537 | 224,392 | 223,412 | 222,556 | 222,556 |
| Reserves | 儲備 | 52,521,442 | 55,375,974 | 54,112,981 | 54,194,334 | 63,871,569 |
| | | 52,745,979 | 55,600,366 | 54,336,393 | 54,416,890 | 64,094,125 |
| Non-controlling interests | 非控制性權益 | 2,411,207 | 2,385,072 | 2,181,998 | 1,988,176 | 2,143,533 |
| Total equity | 權益總額 | 55,157,186 | 57,985,438 | 56,518,391 | 56,405,066 | 66,237,658 |

Consolidated Income Statements

綜合收益表

| | | 2013 二零一三年 HK\$'000 千港元 | 2014 二零一四年 HK\$'000 千港元 | 2015 二零一五年 HK\$'000 千港元 | 2016 二零一六年 HK\$'000 千港元 | 2017 二零一七年 HK\$'000 千港元 |
|--|-------------------|----------------------------------|----------------------------------|----------------------------------|----------------------------------|----------------------------------|
| Revenues | 收益 | 15,648,207 | 17,044,862 | 12,845,184 | 16,255,697 | 13,823,946 |
| Cost of sales | 銷售成本 | (9,660,856) | (11,793,197) | (9,683,196) | (11,776,266) | (8,738,475) |
| Gross profit | 毛利 | 5,987,351 | 5,251,665 | 3,161,988 | 4,479,431 | 5,085,471 |
| Fair value gain on investment properties | 投資物業公平值收益 | 540,606 | 1,222,228 | 1,334,369 | 2,604,091 | 5,003,235 |
| Other gains/(losses), net | 其他收益／(虧損)·淨額 | 283,848 | 137,322 | (37,481) | 84,110 | 207,580 |
| Selling and marketing expenses | 銷售及市場推廣費用 | (544,241) | (383,522) | (494,310) | (413,440) | (328,673) |
| General and administrative expenses | 一般及行政費用 | (1,411,121) | (1,389,354) | (1,296,371) | (1,218,331) | (1,349,594) |
| Finance income | 財務收入 | 31,069 | 65,267 | 96,709 | 79,439 | 43,918 |
| Finance costs | 財務成本 | — | — | (79,311) | (132,484) | (5,242) |
| Share of (loss)/profit of associates | 分佔聯營公司 (虧損)／溢利 | (1,226) | 564 | (484) | 1,645 | 2,408 |
| Share of profit of joint ventures | 分佔合營公司溢利 | 1,423,387 | 91,023 | 154,196 | 143,844 | 86,701 |
| Profit before taxation | 除稅前溢利 | 6,309,673 | 4,995,193 | 2,839,305 | 5,628,305 | 8,745,804 |
| Taxation | 稅項 | (2,475,187) | (2,067,257) | (1,257,267) | (1,785,631) | (2,933,984) |
| Profit for the year | 年度溢利 | 3,834,486 | 2,927,936 | 1,582,038 | 3,842,674 | 5,811,820 |
| Attributable to: | 應佔： | | | | | |
| Equity holders of the Company | 本公司股權持有人 | 3,852,073 | 2,947,301 | 1,645,942 | 3,868,433 | 5,796,385 |
| Non-controlling interests | 非控制性權益 | (17,587) | (19,365) | (63,904) | (25,759) | 15,435 |
| | | 3,834,486 | 2,927,936 | 1,582,038 | 3,842,674 | 5,811,820 |
| Dividends | 股息 | — | — | 223,020 | 222,556 | 445,112 |

REGISTERED OFFICE

Hopson Capital International Group Co Ltd
(合生資本國際集團有限公司)
Commerce House, Wickhams Cay 1
P.O. Box 3140, Road Town, Tortola, VG1110
British Virgin Islands

TRUSTEE AND PAYING AGENT

The Bank of New York Mellon, London Branch
One Canada Square
London E14 5AL
United Kingdom

TRANSFER AGENT AND REGISTRAR

The Bank of New York Mellon SA/NV, Luxembourg Branch
Vertigo Building – Polaris
2-4 rue Eugène Ruppert
L-2453 Luxembourg

LEGAL ADVISERS TO THE ISSUER

*As to Bermuda Law and
British Virgin Islands Law*

As to U.S. Law

As to Hong Kong Law

As to PRC Law

Conyers Dill & Pearman
29th Floor
One Exchange Square
8 Connaught Place
Central
Hong Kong

Latham & Watkins LLP
18th Floor
One Exchange Square
8 Connaught Place
Central
Hong Kong

MinterEllison LLP
Level 32
Wu Chung House
213 Queen's Road East
Hong Kong

Zhong Lun Law Firm
31/33/36/37F, SK Tower
6A Jianguomenwai Avenue
Chaoyang District
Beijing, PRC

LEGAL ADVISERS TO THE INITIAL PURCHASERS

As to U.S. Law

As to PRC Law

Davis Polk & Waldwell
The Hong Kong Club Building
3A Chater Road
Central
Hong Kong

King & Wood Mallesons
17th Floor, One ICC
Shanghai ICC, 999 Huaihai Road (M)
Shanghai, PRC

INDEPENDENT AUDITOR

PricewaterhouseCoopers
Certified Public Accountants
22nd Floor, Prince's Building
Central
Hong Kong