




**Hua Lien International  
(Holding) Company Limited**

Incorporated in the Cayman Islands with limited liability  
Stock Code: 969

**Annual Report 2022**



# Contents

	<i>Pages</i>
Corporate Information	2
Chairman's Statement & Management Discussion and Analysis	3
Profile of Directors and Senior Management	11
Directors' Report	15
Corporate Governance Report	23
Independent Auditor's Report	44
Consolidated Statement of Profit or Loss and Other Comprehensive Income	48
Consolidated Statement of Financial Position	49
Consolidated Statement of Changes in Equity	50
Consolidated Statement of Cash Flows	51
Notes to the Consolidated Financial Statements	52
Five Years Financial Summary	104

# Corporate information

## Executive Directors

Mr. HAN Hong  
Mr. WANG Zhaohui  
Mr. ZHANG Qi

## Non-Executive Directors

Mr. ZHANG Zhaogang (*Chairman*)  
Ms. Chen Si

## Independent Non-Executive Directors

Mr. CHENG Tai Kwan Sunny  
Mr. SHI Zhu  
Dr. LU Heng Henry

## Company Secretary

Mr. WAN Hok Shing  
*FCPA, FCCA, CICPA, ACG(CS, CGP), HKACG(CS, CGP), CFA*

## Registered Office

P.O. Box 309  
Ugland House  
South Church Street  
George Town  
Grand Cayman  
Cayman Islands  
British West Indies

## Principal Place of Business in Hong Kong

Room 1701, 17/F.  
World-Wide House  
19 Des Voeux Road Central  
Central  
Hong Kong

## Auditor

BDO Limited  
Certified Public Accountants

## Principal Bankers

Industrial and Commercial Bank of China (Asia) Limited

## Cayman Islands Principal Share Registrar and Transfer Office

The Harbour Trust Co. Ltd.  
One Capital Place  
P.O. Box 1787  
Grand Cayman  
Cayman Islands  
British West Indies

## Hong Kong Branch Share Registrar and Transfer Office

Union Registrars Limited  
Suites 3301-04, 33/F.  
Two Chinachem Exchange Square  
338 King's Road  
North Point  
Hong Kong

## Website

<http://www.irasia.com/listco/hk/hualien/index.htm>

# Chairman's Statement & Management Discussion and Analysis

## Business Review

### Overall Performance

For the year ended 31st December 2022, the revenue of the Group increased by approximately 5.3% to approximately HK\$142.8 million (2021: approximately HK\$135.6 million). The increase in revenue of approximately HK\$7.2 million in year 2022 was all contributed by the increase in revenue from the sugar business segment.

The gross profit for the year ended 31st December 2022 decreased by approximately HK\$1.1 million to approximately HK\$20.8 million (2021: approximately HK\$21.9 million). The gross profit percentage decreased by approximately 1.6% to approximately 14.6% (2021: approximately 16.2%). As further elaborated below, the decrease in gross profit and gross profit percentage was because the magnitude of the increase in production costs of the sugar business segment was greater than that of the increase in the average selling prices.

The loss before taxation decreased by approximately HK\$11.8 million to approximately HK\$45.5 million (2021: approximately HK\$57.3 million). As further elaborated below, the approximately HK\$11.8 million decrease in loss before taxation was mainly due to the approximately HK\$66.2 million decrease in finance costs through the decrease in exchange loss from the appreciation of the Jamaican dollar the functional currency of a subsidiary, but this was partially offset by, (i) the increase in fair value loss of biological assets of approximately HK\$12.4 million, (ii) the decrease in other operating income from the decrease in the reversal of impairment loss on trade receivables of approximately HK\$25.3 million, (iii) the increase in other operating expenses of HK\$10.5 million for the increase in write-down on inventory of spare parts for property, plant and equipment and impairment loss on property, plant and equipment, (iv) the decrease in gross profit from the increase in production costs of approximately HK\$1.1 million, (v) the decrease in other net income of approximately HK\$0.4 million by the decrease in surplus electricity sold to public grid and equipment rental income to subcontractors and (iv) the increase in administration expense of approximately HK\$4.7 million for the most part by the increase in packaging cost.

Basic loss per share for the year was approximately HK1.51 cents (2021: approximately HK1.51 cents).

The directors do not recommend the payment of a dividend for the year ended 31st December 2022 (2021: nil).

### Sugar Cane Growing and Sugar Manufacturing Business in Jamaica

#### *Business review*

The Joyful Right Limited is the holding company of Pan-Caribbean Sugar Company Limited (“**PCSC**”) which has operated the three sugar estates, namely Bernard Lodge Sugar Estate, Monymusk Sugar Estate and Frome Sugar Estate and two sugar factories, namely Monymusk Sugar Factory and Frome Sugar Factory in Jamaica since 15th August 2011, a 70% indirectly owned subsidiary of the Company, together called “**Joyful Right Group**”. Due to the severe business environment for the sugar cane growing and sugar manufacturing business in Jamaica, the Group has suspended certain agricultural and factory operations that are under serious loss since June 2016, which include two sugar estates of Bernard Lodge Sugar Estate and Monymusk Sugar Estate as well as one sugar factory of Monymusk Sugar Factory. Joyful Right Group resumed the operation of Monymusk Sugar Factory in year 2018 and suspended again the operation in year 2019 and continues to operate the Frome Sugar Estate and Frome Sugar Factory. The following analysis of sugar cane growing and sugar manufacturing business in Jamaica is based on Joyful Right Group.

For the revenue, Joyful Right Group recorded an increase in revenue of approximately J\$0.2 billion to approximately J\$2.8 billion (approximately HK\$142.8 million) (2021: approximately J\$2.6 billion (approximately HK\$135.6 million)).

# Chairman's Statement & Management Discussion and Analysis

## Overall Performance *(Continued)*

### Sugar Cane Growing and Sugar Manufacturing Business in Jamaica *(Continued)*

#### *Business review (Continued)*

The approximately 6.6% increase in revenue under Jamaican dollar was brought by the decrease in sales volume and increase in average selling price (as separately explained below).

The sales volume of raw sugar and molasses was decreased by approximately 1,400 tonnes of raw sugar (approximately 9.1%) and by approximately 800 tonnes of molasses (approximately 5.8%) respectively as compared with that in year 2021 for reason of the decrease in input of sugar cane of approximately 18,500 tonnes which decreased in raw sugar and molasses output in year 2022. The approximately 7.2% decrease in sugar cane supplied was because the decrease in cane-cutting workers employed by the subcontractors, in accompanied by the diminishing effects of the Covid-19 on the travel industry and construction industry, the gradual reopening of these sectors sucking out many cane-cutting workers, by which had slowed down the harvesting progress and the subcontractors failed to recover all the sugarcane before the rainy season. The harvesting under heavy rainfall in rainy season had brought them great difficulties to their work of chopping, transporting and collecting since the continuous rainfall caused the soil in the sugarcane field to be soft and the harvesting equipment was often trapped and unable to work normally. Thus, Joyful Right Group can only produce approximately 12,300 tonnes of raw sugar and approximately 13,900 tonnes of molasses by crushing input of sugar cane of approximately 240,700 tonnes in year 2022 as compared with the production of approximately 15,700 tonnes of raw sugar and approximately 14,600 tonnes of molasses by crushing input of sugar cane of approximately 259,200 tonnes in year 2021. In year 2022, Jamaica, like other countries in the world, was still affected by the Covid-19 pandemic. By virtue of the Joyful Right Group encouraged employees to be vaccinated, observed best practices for health and safety, maintained social distance and took necessary disinfection measures. In 2022 there was no need for temporary closure of the Frome Sugar Factory or Frome Sugar Estate due to large-scale infections.

The average selling price of raw sugar and molasses increased by approximately 14.7% and approximately 16.3% in year 2022 as compared to that in year 2021. Locally, the inflation and soaring input costs had increased the sugar price. All-Jamaica Consumer Price Index (CPI) increased by 9.4% in year 2022 compared to year 2021. Covid-19 and geopolitical tensions disrupted the supply chain which drove up the input price, especially the approximately one fold increase of diesel and fertilizer and the approximately 28.4% increase in labour cost. Internationally, the extreme weather and the soaring demand for ethanol in Brazil and India, the world's top two sugar producers, have contributed to the rally as more sugar cane was diverted to making the biofuel and decreased the output for raw sugar and the reduced supply pushed up the selling price of raw sugar internationally.

The table below shows geographical analysis of revenue of sugar and molasses.

	2022			2021		
	J\$'million	HK\$ 'million	% of Revenue	J\$' million	HK\$ 'million	% of Revenue
By region						
Jamaica	2,605.1	132.8	93.0	2,396.3	123.6	91.2
US	195.6	10.0	7.0	232.0	12.0	8.8
	<b>2,800.7</b>	<b>142.8</b>	<b>100.0</b>	2,628.3	135.6	100.00

## Overall Performance *(Continued)*

### Sugar Cane Growing and Sugar Manufacturing Business in Jamaica *(Continued)*

#### *Business review (Continued)*

In year 2022, Joyful Right Group increased the domestic sales in Jamaica from approximately 91.2% to approximately 93.0% and decreased the overseas sales from approximately 8.8% to approximately 7.0%. The increase in the domestic sale in year 2022 was mainly due to the increase in domestic sales quota allocated to Joyful Right Group following the closure of other sugar factories. As the selling price in Jamaica is higher than the US market, we strived to satisfy the domestic market first and then exported the excess to US but PCSC still roughly managed to maintain the overseas to domestic sales ratio of approximately 10:90.

In terms of gross trading results, the Joyful Right Group recorded a decrease in gross profit of approximately J\$16.5 million (approximately HK\$1.1 million) to approximately J\$408.7 million (approximately HK\$20.8 million) (2021: approximately J\$425.3 million (approximately HK\$21.9 million)). The gross profit percentage recorded a decrease of approximately 1.6% to approximately 14.6% in year 2022 (2021: approximately 16.2%). The approximately 1.6% decrease in gross profit ratio in year 2022 was mainly due to the increase in average selling price per tonne of raw sugar and molasses by approximately 14.7% and by approximately 16.3% respectively in year 2022, which were insufficient to cover the increase in average production cost per tonne of raw sugar and molasses by approximately 15.5% and by approximately 32.1% respectively in year 2022. The respective production cost per tonne of raw sugar and molasses in year 2022 were approximately J\$145,000 (approximately HK\$7,400) and J\$22,500 (approximately HK\$1,100) as compared to approximately J\$123,000 (approximately HK\$6,300) and approximately J\$16,900 (approximately HK\$870) in year 2021.

The increase in average production cost per tonne of approximately 15.5% for of raw sugar and approximately 32.1% for molasses was mainly driven up by approximately 28.4% increase in staff cost and approximately 14.4% increase in cost of sugar cane. The approximately 28.4% increase in staff cost was mainly driven up by the increase in the minimum wage of 28.6% by the Jamaican government in year 2022. The approximately 14.4% increase in cost of sugar cane was mainly driven up by the approximately 8.9% increase in market price of sugar cane from approximately J\$5,500 per tonne in year 2021 to J\$6,000 per tonne in year 2022 and the increase in sugar cane consumption per tonne of sugar by approximately 18.3%. The Intermittent harvesting under the heavy rainfall in rainy season affected the stability of supply of sugar cane and the quality of sugar cane that seriously interrupted the production efficiency.

In terms of net operation results, this segment recorded net loss of approximately HK\$40.7 million (2021: approximately HK\$80.8 million). The decrease in net loss of approximately HK\$40.1 million was attributable to the approximately HK\$69.0 million decrease in exchange loss from the appreciation of the Jamaican dollar the functional currency of a subsidiary, but this partially offset by, (i) the increase in fair value loss of biological assets of approximately HK\$12.4 million mainly attributed to the approximately 13.2% decrease in maturity and approximately 4.7% decrease in farmed land as the adverse weather had delayed the harvesting and planting, (ii) the increase in other operating expenses of approximately HK\$10.5 million for the increase in write-down on inventory of spare parts for property, plant and equipment and impairment loss on property, plant and equipment, (iii) the decrease in gross profit from the increase in production costs of approximately HK\$1.1 million, (iv) the decrease in other net income of approximately HK\$0.4 million by the decrease in surplus electricity sold to public grid and equipment rental income to subcontractors, and (v) the increase in administration expense of approximately HK\$4.5 million by the increase in packaging cost of HK\$3.9 million and security cost of approximately HK\$0.6 million.

# Chairman's Statement & Management Discussion and Analysis

## Overall Performance *(Continued)*

### Ethanol Biofuel Business in Benin

#### *Business review*

Reference is made to the announcement of the Company dated 3rd March 2014 in relation to the impairment losses on ethanol biofuel business in Benin. Terms used in this announcement shall have the same meanings as those defined in the announcement dated 3rd March 2014 unless otherwise defined herein.

The ethanol operation in Benin is operated by Compagnie Beninoise De Bioenergie SA ("**CBB**"), a company incorporated under the Republic of Benin with limited liability and is a 90% indirectly owned subsidiary of the Company. The construction of ethanol plant of CBB continues to suspend during the year because Benin Government is still unable to execute the Leased Land provision in the Cooperation Agreement and Leased Land is still unavailable for CBB for cultivation of cassava and/or sugar cane to supply raw materials of its production of bioethanol. Construction works were still under suspension pending for appropriate alternate business plan. In current year, the Board considered that the likelihood to resume the construction in near future is still extremely remote as the Group still cannot figure out how to obtain sufficient raw materials under the situation Leased Land is not made available by the Benin Government. In light of the expected prolonged suspension of the construction of ethanol biofuel plant in the Republic of Benin, there is no sight of increase in the recoverable amount, which is the higher of value in use and fair value less costs of disposal during the year. As full provision of impairment loss has been made for the construction in progress, inventories and value-added tax recoverable, there is no additional impairment loss in year 2022.

In terms of net operation results, this segment recorded net loss of approximately HK\$1.2 million (2021: approximately HK\$4.1 million). The net loss was mainly related to the foreign exchange loss incurred in year 2022.

### Supporting services to sweetener and ethanol business

#### *Business review*

The supporting service business segment remain inactive and did not record revenue in year 2022 and 2021. The business of the supporting service business segment was seriously hindered by proposed resolution in respect of the renewal of the continuing connected transactions in relation to the 2019-2021 supply agreements with customers and supplier was voted down by the independent shareholders at the extraordinary general meeting held on 31st May 2019. Therefore, the supporting service business segment cannot carry out any continuing connected transaction with its customers with connected parties. A subsidiary under the supporting service business segment, Zheng Cheng International Trade (Guangzhou) Limited ("**Zheng Cheng**"), which is a limited liability company (有限責任公司) incorporated under PRC law, had been wound up on 5th December 2022 because of its diminishing business prospects and to avoid the maintenance cost of retenting staff and an office in the PRC.

The operating profit of this segment (that after elimination of inter-segment profit, if any,) was approximately HK\$0.3 million (2021: the operating profit of approximately HK\$27.5 million). The decrease in operating profit of approximately HK\$27.8 million was mainly due to (i) the decrease in other operating income from the decrease in the reversal of impairment loss on trade receivables of approximately HK\$25.3 million and (ii) the decrease in foreign exchange re-translation gain of approximately HK\$2.5 million.

### Dividend

The Board does not recommend the payment of a dividend for the years ended 31st December 2022 and 2021.

## Prospects

### Sugar business segment

On the sales side, the impact of the Covid-19 on economy will further weaken in year 2023, Jamaica is on track to returning to pre-Covid-19 levels of economic output. As the world has opened back up, Jamaica's service and tourism industry which accounts for 70% of its GDP has begun to improve. This may increase the demand of raw sugar and molasses in year 2023. The continuing rise in input costs will continue to push up the market price of raw sugar and molasses price in Jamaica in year 2023, presently having a single-digit increase. The local market price of raw sugar and molasses price are expected to stay a higher level than the international price due to the local market is decoupled with the international market on ground of the lack of local manufacturing industry in Jamaica and local protection policy. As further explained in production aspect, where the production volume is expected to be lower in year 2023, all the raw sugar and molasses produced will prioritize to sell locally in year 2023 and so the portion of local sale is expected to increase in year 2023 to protect the profit level.

On the production side, supply chain disruptions by the fallouts arising from the Covid-19 and the geopolitical tensions keep the input prices, such as diesel fuel, fertilizer and labour cost, at high level which will inhibit the farming and production activities. The supply of sugar cane from Frome Sugar Estate and cane farmer is expected to decrease by a single-digit decrease in year 2023. In year 2023, we will adopt several production improvement measures, for instance, to change the production process to increase the recovery rate of raw sugar, to reduce the fuel consumption by improving the adjust the throughput of bagasse feeding to the boiler to reduce the supplement diesel fuel and to formulate appropriate maintenance plans to reduce production shutdown from machinery failure.

On the working capital side, facing the fallouts arising from the Covid-19, the sugar business segment will continue to bring the cash under central control and carry out rigorous dynamic cash forecasting, to promote more sales but at the same time to tighten the controls around customer exposure and collections and to offer discounts for early payment and to reduce cash outflows through cost reduction and to request for permitted payment delays. All these strive to achieve a balance and hopefully positive cashflow in year 2023.

On government support side, the Jamaican government continue to support to the local sugar industry in year 2023, such as, by providing about J\$50 million (approximately HK\$2.6 million) for road maintenance in sugarcane fields yearly, by restricting sugar imports to protect the local sugar industry, by providing sugarcane freight subsidies to some remote cane farmers and by maintaining the Caribbean Sugar Alliance, granting priority of sugar importing from other sugar-producing countries in the region.

### Supporting service segment

The Group expects that Sino-Africa Technology & Trading Limited will continue to suspend those continuing connected transactions with connected parties in year 2023.

The supporting service segment will continue to control the cash outflows through maintaining key employee in concurrent post and keeping a small office.

### Ethanol business segment

For the Group's ethanol biofuel business, the construction of ethanol plant will continue to suspend in year 2023, pending for appropriate alternate business plan for this operation.



# Chairman's Statement & Management Discussion and Analysis

## Financial Review

### Liquidity and Financial Resources Review

#### *Equity*

As at 31st December 2022, the Company had 2,191,180,000 outstanding ordinary shares of HK\$0.1 each (2021: 2,191,180,000 shares).

Capital deficiency attributable to owners of the Company as at 31st December 2022 amounts to approximately HK\$854.7 million (2021: approximately HK\$815.5 million).

#### *Borrowings*

As at 31st December 2022, the Group's Hong Kong total borrowing (that consisted of amount payable on demand to Complant Sugar, amounts due to non-controlling interests and lease liabilities) of approximately HK\$1,134.2 million (2021: approximately HK\$1,094.2 million), of which approximately HK\$525.9 million (2021: approximately HK\$533.7 million) was the amount payable on demand to Complant Sugar, approximately HK\$582.6 million (2021: approximately HK\$534.6 million) was the amounts due to non-controlling interests, and approximately HK\$25.7 million (2021: approximately HK\$25.9 million) was the lease liabilities.

#### *Gearing*

As the shareholder's equity attributable to owners of the Company was a deficiency of approximately HK\$854.7 million (2021: approximately HK\$815.5 million), the calculation of gearing ratio as at 31st December 2022 and 2021 were inappropriate.

#### *Financial Resources*

Bank deposits and cash balances as at 31st December 2022 amounted to approximately HK\$44.7 million (2021: approximately HK\$81.2 million), mainly denominated in Hong Kong Dollars, US Dollars and Jamaican dollars. The bank balances were placed in short term deposits with major banks in Hong Kong and Jamaica. The bank balance and cash decreased by approximately HK\$36.5 million. The approximately HK\$36.5 million decrease cash and cash equivalents was brought by the net cash outflow from operating activities of approximately HK\$44.4 million, the net cash outflow from investing activities of approximately HK\$2.2 million, the net cash inflow from finance activities of approximately HK\$18.7 million and the negative effect of exchange rate changes on cash and cash equivalents of approximately HK\$8.6 million.

In view of net loss and capital deficiency positions of the Group, the management had implemented the measures, among others, to secure a letter of support from Complant Sugar not to recall any of the amount due to it until the Group is able to pay its other creditors in the normal course of business as well as to carry out various cost control measures and budgetary controls in order to mitigate the Group's liquidity pressure and to improve the conditions of cash flow. In light of such implemented measures and the Group's cash flow projections which covered a period up to 31st December 2023, the management and also the Board were satisfied that the Group's ability to continue to finance its business operations with the internally generated finance resources.

#### *Capital Structure*

There is no change in capital structure during the year under review.

## **Financial Review** *(Continued)*

### **Liquidity and Financial Resources Review** *(Continued)*

#### *Treasury Policies*

The Group continues to adhere to prudent treasury policies. The Group's overall financial and funding policies were aimed to control credit risk to lower the risk of credit sales, the liquidity risk to ensure that funds would be recovered on a timely basis to fulfill the requirement of debt repayment and to closely monitor the overall currency and interest rate exposures to minimize risks in their fluctuation. The Group did not use any derivative financial instruments to hedge for its risk exposure during the year ended 31st December 2022.

#### *Foreign Exchange Exposure*

The Group operates in Jamaica and African countries, China and Hong Kong. During the year ended 31st December 2022, revenue was denominated mainly in US dollars and Jamaican dollars while its costs and expenses were primarily in Jamaican Dollars and US dollars where the Group's continuing operations are based. The Group is exposed to potential foreign exchange risk as a result of fluctuations between those currencies that are not pegged. In addition, the main operational assets of the Group are located and denominated in local currencies in Jamaica and African countries while the Group's reporting currency is in Hong Kong dollars. This also exposes the Group to potential foreign exchange risk upon translation of those assets on each reporting date.

The Group did not enter into any arrangements or financial instruments for the purpose of hedging against the potential foreign exchange risks during the year under review. In the event that Jamaican dollars were to depreciate substantially against US dollars, the risk can be mitigated by increasing the sales denominated in US dollars. As for the operational assets of the Group, any foreign exchange losses due to translation of the carrying value of the assets to the Group's reporting currency on reporting dates are unrealised and non-cash in nature. As such, active hedging activities are not considered warranted. Nonetheless, management will monitor closely its foreign currency exposure to ensure appropriate measures are taken promptly against any significant potential adverse impact.

#### *Pledge of Assets*

As at 31st December 2022 and 2021, the Group did not have any pledge of assets.

#### *Capital Commitment*

As at 31st December 2022, the Group did not have any significant capital commitments.

#### *Significant Investments Held*

The Group had not made any significant investment during the years ended 31st December 2022 and 2021.

#### *Material Acquisitions and Disposals of Subsidiaries and Affiliated Companies*

The Group had no material acquisition or disposal of subsidiaries, associates or jointly controlled entities during the year under review.

# Chairman's Statement & Management Discussion and Analysis

## Financial Review *(Continued)*

### Liquidity and Financial Resources Review *(Continued)*

#### *Future plans for material investments and capital assets*

Reference is made to the announcement made by the Company dated 1st February 2010 and definitions of this announcement are adopted herein, there is no new progress for the MOU signed by the Company and CADFund on 31st January 2010 in respect of the Possible Transactions during year 2022.

Except that, the Group had no other future plans for material investments and capital assets during the year under review.

#### *Employees and Remuneration Policy*

Staff remuneration packages of the Group are comprised of salary and discretionary bonuses and are determined with reference to the market conditions and the performance of the Group and the individuals concerned. The Group also provided other staff benefits including medical insurance, provident funds and share options to eligible staff of the Group. The total staff costs (including the directors' remuneration and employees' remuneration, contribution to retirement benefits scheme) of the Group in the year under review was approximately HK\$42.2 million (2021: approximately HK\$39.6 million), of which, approximately J\$0.8 billion (approximately HK\$41.0 million) (2021: approximately J\$0.7 billion (approximately HK\$38.4 million)) was the total staff cost in sugar cane growing and sugar manufacturing business in Jamaica. The approximately HK\$2.6 million increase in staff cost was mainly due to the increase in staff cost of approximately HK\$2.6 million of the sugar business segment due to the increase in the minimum wage of 28.6% by the Jamaican government in year 2022.

As at 31st December 2022, the Group had 137 full time employees (2021: 141) and 525 temporary employees (2021: 527).

**Zhang Zhaogang**

*Chairman*

Hong Kong, 31st March 2023

# Profile of Directors and Senior Management

## Directors

### Executive Directors

**Mr. HAN Hong**, aged 59, was appointed as Executive Director in May 2009. Mr. Han is also the director of Pan Caribbean Sugar Company Limited (a 70% owned subsidiary of the Company) since June 2013. Mr. Han holds a Bachelor of Engineering from Anhui Institute of Technology majored in Mechanical Technology and Equipment. Ministry of Foreign Trade and Economic Cooperation of the People's Republic of China granted Mr. Han the title of senior engineer in International Commercial Project in December 1996. Mr. Han has over 39 years' experience in project engineering, investment and general management. Mr. Han began his career at China Complant as a project manager in Spare Parts Department in August 1984. Later, Mr. Han promoted as the deputy division chief in China Complant from January 1993 to November 1994. After, Mr. Han seconded to Zina Enterprise (PVT) Ltd. in Zimbabwe, a subsidiary of China Complant, as the managing director from November 1994 to January 1998. Thereafter, Mr. Han transferred back to China Complant as the general manager in Investment Management Department from April 1998 to November 2007 and also appointed as the chairman of Yunnan Yuanjiang Ever Green Biology (Group) Co., Ltd., a subsidiary of China Complant, from March 2000 to January 2004. Besides, Mr. Han was appointed as assistant general manager from April 2009 to March 2013 and as director of Complant Sugar since September 2012. In addition, Mr. Han was also appointed as director from March 2013 to November 2017, as vice president from March 2013 to April 2020 and as deputy secretary of the party committee since April 2020 of China Complant since April 2020. Moreover, Mr. Han further served as supervisor and as chair of the supervisory board from November 2018 to April 2019 and as director of the board of China National Complete Plant Import & Export Corporation Limited, a company listed on the Shenzhen Stock Exchange (Stock Code:000151) since April 2019.

**Mr. WANG Zhaohui**, aged 50, was appointed as Executive Director in January 2014. Mr. Wang is currently the deputy general manager of COMPLANT Hong Kong Limited, a wholly-owned subsidiary of China Complant and finance manager of Complant Sugar. Mr. Wang studied Foreign Trade Accounting at University of International Business and Economics and graduated in July 1995 and holds a Master's Degree in Business Administration from Hong Kong Polytechnic University. Mr. Wang was conferred the title of senior accountant by the SDIC in December 2022. Mr. Wang has over 31 years' experience in finance and accounting. Mr. Wang started his career in China Complant in December 1991 and served various positions at China Complant and its subsidiaries, including as an accountant in COMPLANT Hotel from December 1991 to April 1998, as an accountant in financial department of China Complant from May 1998 to October 1999, as the chief financial officer of Pitons Management Area Reservoir Project of China Complant from November 1999 to October 2000, later returned to financial department of China Complant as an accountant from November 2000 to January 2002, as the finance manager of La Sucrierie de COMPLANT de Madagascar from February 2002 to October 2004, as the section head of financial department of China Complant from November 2004 to November 2007, as the deputy financial manager of Complant Sugar from December 2007 to July 2011, as the finance manager of Complant Sugar from August 2011 to September 2012 and assuming the position of deputy general manager of COMPLANT Hong Kong Limited since October 2012 and re-assuming the position of finance manager of Complant Sugar since October 2014.

**Mr. Zhang Qi**, aged 35, was appointed as Executive Director in May 2022, and currently serves as assistant manager of the operation and risk management department of China Complant since August 2022. Mr. Zhang obtained a bachelor's degree majoring in accounting from Renmin University of China in 2009 and a master of business administration degree from Renmin University of China in 2018. Mr. Zhang was certified as intermediate economist by ministry of human resources and social security bureau of Beijing China in 2021. Mr. Zhang has over 12 years' experience in accounting, operation and risk management. Mr. Zhang started to work as staff in finance department of China Complant from July 2009 to February 2011. He later worked firstly as manager of finance department from February 2011 to June 2012; secondly as assistant operation officer from July 2012 to August 2013; thirdly as operation officer from September 2013 to June 2014; and fourthly as manager of human resources and administration department from July 2014 to October 2015 of the frome division of the Pan-Caribbean Sugar Company Ltd (a subsidiary of the Company). He next worked firstly as staff of strategic development department from October 2015 to February 2016, secondly as staff and officer assistant of general affair department from February 2016 to December 2018; and thirdly as manager assistant of operation and management department from December 2018 to June 2021; in China Complant.

# Profile of Directors and Senior Management

## Directors *(Continued)*

### Non-executive Directors

**Mr. Zhang Zhaogang**, aged 58, is currently a director and the chairman of the board and secretary of the party committee of China Complant since January 2021. China Complant is the controlling shareholder of the Company. Mr. Zhang obtained a bachelor's degree majoring in hydraulic machinery from Tsinghua University of China in 1987 and an executive master of business administration degree from Cheung Kong Graduate School of Business of China in 2005. Mr. Zhang was certified as professor level senior engineer by China Hydropower Engineering Consulting Group Co and certified as professorate senior engineer by SDIC, all effective from 2003. He is also State Council special allowance expert (engineering technology) entitling to State Council special allowance effective from 2015. Mr. Zhang has over 34 years' experience in engineering, project management, international trading, strategic management and business development. He first worked in ministry of water conservancy and electric power, a department within the PRC government, as staff in the mechanical and electrical office of lubuge project administration bureau from July 1987 to November 1992. He later worked in Ertan Hydropower Development Co., Ltd. (a subsidiary of SDIC), firstly as deputy manager of electrical and mechanical department (concurrently as engineer representative of electrical and mechanical project department) from November 1992 to November 1998 and secondly as deputy general manager from November 1998 to April 2008 (concurrently as deputy head of jinping construction administration bureau from December 2003 to October 2005 and as director of lianghekou construction administration bureau from October 2005 to April 2008). He next worked in Yalong Hydropower Development Co., Ltd. (a subsidiary of SDIC) firstly as deputy general manager from April 2008 to October 2015 and secondly as secretary of the party committee from October 2015 to July 2016. He then worked in SDIC International Trading Co., Ltd. (a subsidiary of SDIC) as secretary of the party committee and as a director and as chairman of the board from July 2016 to December 2020. He also served as a director and as chairman of the board of China National Complete Plant Import & Export Corporation Limited, which is a company listed on the Shenzhen Stock Exchange (Stock Code: 000151), from February 2021 to December 2021.

**Ms. Chen Si**, aged 43, currently serves as vice general manager of investment department of China-Africa Development Fund since December 2021. Ms. Chen obtained a bachelor's degree majoring in arabic language from Shanghai International Studies University in 2002 and a master's degree majoring in finance from Renmin University of China in 2010. Ms. Chen was certified as intermediate economist by ministry of human resources and social security bureau of Beijing China in 2017. Ms. Chen has over 19 years' experience in banking, project and investment management. She first worked in Bank of China as a bank clerk from September 2002 to February 2004. She then worked in ZTE Corporation firstly as government affairs manager of Libya representative office from March 2004 to April 2005 and secondly as project manager assistant of mobile division in Shanghai from April 2005 to March 2006. She next worked as account manager of marketing department of XiaMen International Bank from May 2006 to February 2011. She then worked firstly as manager of investment department of from April 2011 to November 2013 and secondly as senior manager assistant of investment department of from November 2013 to December 2021 in China-Africa Development Fund.

## Directors *(Continued)*

### Independent Non-Executive Directors

**Mr. CHENG Tai Kwan Sunny**, aged 50, was appointed as Independent Non-Executive Director, Chairman of Audit Committee and members of Remuneration Committee and Nomination Committee in December 2017. Mr. Cheng obtained a degree of Bachelor of Business Administration in Accounting from The Hong Kong University of Science and Technology in November 1996 and a degree of Master of Science from The Chinese University of Hong Kong in December 2006. He completed the Kellogg-HKUST Executive MBA Program and was awarded a degree of Master of Business Administration from Northwestern University and The Hong Kong University of Science and Technology in December 2009. Mr. Cheng obtained a degree of Juris Doctor from The Chinese University of Hong Kong in November 2017. Mr. Cheng was admitted as an associate and a fellow of The Association of Chartered Certified Accountants in July 1999 and July 2004, respectively. He was also admitted as a member of the Hong Kong Institute of Certified Public Accountants (previously known as Hong Kong Society of Accountants) in September 2001. Mr. Cheng has been a member of the Chinese People's Political Consultative Conference of Enping City, Guangdong Province from November 2011 to November 2016. Mr. Cheng has years of experience in management, financial reporting and management accounting. Mr. Cheng is currently an independent non-executive director at Bojun Education Company Limited (Stock Code: 1758, a company listed on the Stock Exchange) since July 2018 and Sanergy Group Limited (Stock Code: 2459, a company listed on the Stock Exchange) since December 2022. He was also an independent non-executive director at China Sinostar Group Company Limited (formerly known as Shihua Development Company Limited and Starlight International Holdings Limited) (Stock Code: 485, a company listed on the Hong Kong Stock Exchange) from July 2014 to April 2019 and an independent non-executive director at Champion Alliance International Holdings Limited (formerly known as Mengke Holdings Limited) (Stock Code: 1629, a company listed on the Hong Kong Stock Exchange) from November 2016 to December 2018. He worked for subsidiaries of a private corporation from January 2005 to June 2012, which has become subsidiary of Li & Fung Limited (stock code: 0494) since 2010, a company listed on the Stock Exchange.

**Mr. SHI Zhu**, aged 55, was appointed as Independent Non-Executive Director, Chairman of Remuneration Committee and members of Audit Committee and Nomination Committee in December 2017. Mr. Shi obtained his first degree in Bachelor of Arts, majoring in English, from the Anhui Fuyang Teacher's University in the PRC in July 1989 and his second degree in Bachelor of law, majoring in Journalism, from the Communication University of China in July 1993. Mr. Shi worked at the Ministry of Commerce of the PRC for over 16 years. From November 1993 to May 2000, Mr. Shi served various positions including front-page editor as well as deputy chief editor and chief editor of the English version of International Business Monthly under International Business Daily, a publishing entity under the Ministry of Commerce of the PRC. Mr. Shi was appointed by the Ministry of Commerce of the PRC to work at the Embassy of the PRC in New Zealand where he acted as the Commercial Consul and was in charge of economic and commercial affairs from June 2000 to December 2000 and Mr. Shi subsequently returned to International Business Daily and served various positions including chief editor of Important News, director of general office, chief editor of China-ASEAN Business Week, chief editor of Features from January 2001 to February 2008. After that, Mr. Shi migrated to Hong Kong under the Quality Migrant Admission Scheme in February 2008. Mr. Shi was the director of BOCHK Wealth Achieve Fund Series SPC, a serial investment fund company wholly owned by BOCHK Asset Management Limited from May 2017 to January 2020. Mr. Shi was also the director and general manager of Shenzhen Sanhong Asset Management Limited, a private equity company incorporated in the PRC which principally engaged in equity investment and supply chain finance in the PRC and South East Asia, from September 2015 to October 2020. In addition, Mr. Shi is a director of Joyful Capital Limited, a company incorporated in Hong Kong which principally engaged in investment and investment consultancy in Hong Kong and the PRC, since May 2008. Besides, Mr. Shi is an independent non-executive director of China Investment Development Limited (Stock Code: 204), a company listed on the main board of the Hong Kong Stock Exchange since August 2021.

# Profile of Directors and Senior Management

## Directors *(Continued)*

### Independent Non-Executive Directors *(Continued)*

**Dr. LU Heng Henry**, aged 57, was appointed as Independent Non-Executive Director and members of Audit Committee, Remuneration Committee and Nomination Committee in December 2017. Dr. Lu obtained the degree of Doctor of Philosophy from Columbia University in February 1998 and the degree of Master of Business Administration from the University of Chicago in June 2000. Dr. Lu is currently the chief representative of Nimbus Capital Limited, a company incorporated in Hong Kong which principally engaged in e-commerce of health care products, education and training, since January 2015. Dr. Lu was an independent director of China Nepstar Chain Drugstore Ltd. from June 2014 to August 2016. The American depositary shares (ADS) of China Nepstar Chain Drugstore Ltd. were listed on the New York Stock Exchange under symbol (NYSE: NPD) from November 2007 to August 2016. Prior to joining Nimbus Capital Limited, Dr. Lu worked for William Blair & Company, L.L.C. (Shanghai representative office).

## Senior Management

**Mr. WAN Hok Shing**, aged 56, is the Financial Controller and Company Secretary of the Group. He is responsible for overall financial reporting, corporate finance and compliance matters of the Group. Mr. Wan has over 30 years of experience in corporate finance, listing compliance, accounting and auditing. Prior to joining the Group in August 1999, he held a senior finance position in another Main Board listed company and worked at one of the big four international accounting firms for about five years. Mr. Wan was in charge of the Group's initial public offering on the Main Board in 2000 and he have also assisted the Group in a series of subsequent financial activities including fund raising, acquisition and corporate restructuring activities etc. He is currently a Fellow Member of the Hong Kong Institute of Certified Public Accountants and the Association of Chartered Certified Accountants of the UK, a Chartered Secretary, a Chartered Governance Professional and an Associate Member of The Chartered Governance Institute (formerly The Institute of Chartered Secretaries and Administrators of the UK) and The Hong Kong Chartered Governance Institute (formerly The Hong Kong Institute of Chartered Secretaries) and a Member of The Chinese Institute of Certified Public Accountants of the PRC. Mr. Wan holds a Bachelor's Degree with Honours in Hospitality Management from the Hong Kong Polytechnic University and a Diploma of Legal Studies with distinction from the University of Hong Kong. Mr. Wan has also been awarded the Chartered Financial Analyst (CFA) charter by CFA Institute USA after passing all three levels of the rigorous exam series on his first attempts. CFA charter has been recognised in the UK as being equivalent to a Master's Degree in Finance.

The directors present their annual report and the audited financial statements for the year ended 31st December 2022.

## Principal Activities

The Company acts as an investment holding company and provides corporate management services. The activities of its principal subsidiaries are set out in note 34 to the consolidated financial statements.

## Results and Appropriations

The results of the Group for the year ended 31st December 2022 is set out in the consolidated statement of profit or loss and other comprehensive income on pages 48.

The directors do not recommend the payment of any dividend in respect of the year ended 31st December 2022.

## Business Review

A business review of the Group for the year ended 31st December 2022 and a discussion on the Group's future business development, possible risks and uncertainties that the Group may be facing are shown in "Chairman's Statement and Management Discussion and Analysis" section of this annual report. The capital risk management and the financial risk management objectives and policies of the Group are set out in notes 6 and 7 respectively to the consolidated financial statements. An analysis of the Group's performance using financial key performance indicators is shown in "Five-Years Financial Summary" section of this annual report.

## Environmental Policies and Performance

As one of the leading sugar manufacturer in Jamaica, the Group believes that the sugar cane plantation and sugar manufacturing should carry on in an environmentally responsible way. The Group believes that in the long run, due performance of environmental responsibility would definitely improve the effectiveness of the utilisation of the Group's resources and would raise the economic efficiency to the Group.

The Group has established the environmental protection policies that include both emission reduction and energy-saving policies in order to minimize the impacts to the environment. There was no material breach of or non-compliance with environmental policies by our Group.

## Compliance with the relevant laws and regulations that have a significant impact on the Company.

Compliance procedures are in place to ensure adherence to applicable laws, rules and regulations in particular, those have significant impact to the Group. There was no material breach of or non-compliance with applicable laws and regulations by our Group that has a significant impact on the business and operations of our Group.



# Directors' Report

## Business Review *(Continued)*

### Key relationships with stakeholders

The Group believes that its success depends on the support from the key stakeholders, which comprise employees, customers, suppliers and shareholders.

#### *Employees*

The Group respects its employees and endeavours to provide the better working conditions for its employees. The Group has established various policies in relation to the labour practices including the remuneration and dismissal, recruitment and promotion, working hours, holidays, disciplinary practice, equal opportunity, diversity and other benefits and welfare so as to provide a fair, healthy and safe working environment for all employees. The Group has also established the policies for remuneration of employees so as to provide the fair and competitive remuneration packages for the employees under the systemic remuneration management. The Group provides equal opportunity for employees in respect of promotion, appraisal, training, development and other aspects in order to build up a sound career platform for employees.

#### *Customers*

The Group aims at providing its customers with the qualified products and has adopted a system to control strictly the manufacturing processes of its products and the product quality. All products are manufactured according to the specified procedures and are required to undergo a thorough quality inspection process in order to assure the products quality. The Group has maintained a customer service team to handle the enquiries about the products from the customers. The customer service team handles the customers' feedbacks and complaints according to the stated procedures.

#### *Suppliers*

The Group used to work with the suppliers with the same objectives and develops mutually successful working relationships with the key suppliers. The Group strictly follows its policy, which is constructed under the Group's corporate culture of integrity, and professional standard in the selection of suppliers and purchasing process. Although the cost of purchasing is a major consideration in selecting suppliers, the Group would also consider the suppliers' corporate social responsibility performances, which include the suppliers' performances on the aspects of legal and regulatory compliance, business ethics, labour practices and environmental protection etc.

#### *Shareholders*

One of the Group's objectives is to maximize shareholders' value and safeguard the interests of the shareholders. The Group believes that good governance is essential to achieving the aforesaid objective so that it has adopted the standards of corporate governance. The Group is committed to ensuring the sustainable development of the Group and to maintaining the stable dividend payouts after taking into account the capital adequacy levels, liquidity positions and business expansion needs of the Group.

## Permitted Indemnity Provision

A permitted indemnity provision (as defined in section 469 of the Hong Kong Companies Ordinance) for the benefit of the directors of the Company is currently in force and was in force throughout the year of 2022.

## Financial Summary

A summary of the results, assets and liabilities of the Group for the past five financial years is set out on page 104.

## Property, Plant and Equipment

During the year, the Group spent approximately HK\$2,338,000 (2021: approximately HK\$1,226,000) on acquisition of property, plant and equipment. Details of these and other movements in the property, plant and equipment of the Group during the year are set out in note 18 to the financial statements.

## Share Capital

Details of the Company's share capital are set out in note 27 to the consolidated financial statements.

## Distributable Reserves of the Company

The company's reserves available for distribution consisted of the special reserve (contributed surplus) of approximately HK\$468,577,000 (2021: HK\$468,577,000) that offset the accumulated losses of approximately HK\$1,687,473,000 (2021: HK\$1,684,131,000). There were no net distributable reserves available as at 31st December 2022 and 2021.

## Major Customers and Suppliers

The aggregate sales attributable to the Group's five largest customers during the year accounted for approximately 99.9% of the Group's turnover and the Group's largest customer accounted for approximately 72.0% of the Group's total sales.

The aggregate purchases attributable to the Group's five largest suppliers during the year accounted for approximately 48.0% of the Group's total purchases and the Group's largest supplier accounted for approximately 20.0% of the Group's total purchases.

At no time during the year did a director, an associate of a director or any shareholder (which to the knowledge of the directors owns more than 5% of the Company's issued share capital) have an interest in any of the Group's five largest suppliers.

# Directors' Report

## Directors and Directors' Service Contracts

The directors of the Company during the year and up to the date of this report were:

### Executive Directors:

Mr. Han Hong  
Mr. Wang Zhaohui  
Mr. Zhang Qi (appointed on 18th May 2022)  
Mr. Liu Xueyi (resigned on 18th May 2022)

### Non-Executive Directors:

Mr. Zhang Zhaogang (appointed on 18th May 2022)  
Ms. Chen Si (appointed on 18th May 2022)  
Ms. Liu Yan (resigned on 18th May 2022)  
Mr. Zhang Jian (resigned on 18th May 2022)

### Independent Non-Executive Directors:

Mr. Cheng Tai Kwan Sunny  
Mr. Shi Zhu  
Dr. Lu Heng Henry

Mr. Han Hong, Mr. Cheng Tai Kwan Sunny and Mr. Shi Zhu, will retire from the office and, being eligible, offer themselves for re-election at the forthcoming annual general meeting in accordance with the Article 116 of the Company's Articles of Association.

The terms of office of each of the independent non-executive directors is the period up to his retirement by rotation as required by the Company's Articles of Association.

None of the directors being proposed for re-election at the forthcoming annual general meeting has a service contract with the Company or any of its subsidiaries which is not determinable by the Group within one year without payment of compensation (other than statutory compensation).

## Biographical Details of Directors and Senior Management

Biographical details of the Directors and the senior management of the Group are set out in the section headed "Profile of Directors and Senior Management" on pages 11 to 14 of this annual report.

## Directors' Remuneration

Details of the Directors' emoluments are set out in note 13 to the consolidated financial statements in this annual report. The Directors' remunerations are determined subject to the recommendations of the Remuneration Committee and the Board's approval with reference to Directors' duties, responsibilities and performance and the results of the Group.

## Directors' and Chief Executives' Interests In Securities and Short Position

As at 31st December 2022, none of the Directors of the Company had any interests or short positions in the shares, underlying shares or debentures of the Company or its associated corporations (as defined in Part XV of the SFO) as recorded in the register required to be maintained under Section 352 of the SFO or as otherwise notified to the Company and the Hong Kong Stock Exchange pursuant to the Model Code for Securities Transactions by Directors of the Company.

## Share Options

### 2000 Share Option Scheme

The Company's 2000 Share Option Scheme was adopted pursuant to a resolution passed on 4th January 2000 and has terminated by a resolution passed by shareholders on 20th September 2007.

Up to 31st December 2022, no share option was granted since adoption under the terminated 2000 share option scheme.

### 2007 Share Option Scheme

The Company has, in accordance with Chapter 17 of the Rules Governing the Listing of Securities on the Stock Exchange (the "**Listing Rules**"), adopted a new share option scheme (the "**2007 Share Option Scheme**"), as approved by the shareholders of the Company at the extraordinary general meeting held on 20th September 2007. The purpose of the 2007 Share Option Scheme is to attract and retain the best available personnel, to provide additional incentive to the employees, directors, consultants and advisers of the Group and to promote the success of the Group. The details of the 2007 Share Option Scheme as pursuant to the Listing Rules, are set out in the Company's circular dated 3rd September 2007.

As at the end of reporting period, no share option has been granted under the 2007 Share Option Scheme since its adoption.

## Arrangements to Purchase Shares Or Debentures

Other than the share option scheme as disclosed above, at no time during the year was the Company, its holding company or any of its subsidiaries a party to any arrangements to enable the directors of the Company to acquire benefits by means of the acquisition of share in, or debentures of, the Company or any other body corporate.

# Directors' Report

## Substantial Shareholders

As at 31st December 2022, the following persons (other than a director or a chief executive of the Company) had interests or short positions in the shares and underlying shares of the Company as recorded in the register required to be kept by the Company pursuant to Section 336 of the SFO:

### Long Position

Name	Nature of interests and capacity in which interest are held			Approximate % of the issued share capital
	Beneficial owner (Note 2)	Held by controlled corporation	Total	
China National Complete Plant Import & Export Corporation (Group) ("China Complant") (Note 1)	800,000,000	–	800,000,000	36.51
COMPLANT International Sugar Industry Co., Ltd. ("Complant Sugar") (Note 2)	300,000,000	–	300,000,000	13.69

All the interests disclosed above represent long positions in the shares and underlying shares of the Company.

Note 1: State-owned Assets Supervision and Administration Commission (中國國務院國有資產監督管理委員會) holds 100% of the State Development & Investment Corp., Ltd. ("SDIC") (國家開發投資集團有限公司) which holds 100% of China Complant which in turn holds 30% in Complant Sugar.

Note 2: Two security interests with respect to the property of Complant Sugar were created in favour of China Complant (i) Complant Sugar charged the convertible notes of principal amount of HK\$533.7 million convertible into 889,500,000 shares representing 40.59% of the issued capital of the Company (the "Outstanding Convertible Note") to China Complant. The Outstanding Convertible Note has matured on 27th February 2019 and it was an amount payable on demand with Complant Sugar as at 31st December 2022 and (ii) Xinjiang Botai Energy Company Limited charged its 40% share interest in Complant Sugar to China Complant.

Save as disclosed herein, the Company has not been notified of any other person (other than a director of the Company) who had an interest or a short position in the shares and underlying shares of the Company as recorded in the register required to be kept by the Company pursuant to Section 336 of the SFO as at 31st December 2022.

## Connected Transactions and Continuing Connected Transactions

### Connected Transactions

Save for the continuing connected transactions as disclosed below, during the year ended 31st December 2022, the Group has not carried out any connected transactions that are not exempt from annual reporting requirement in Chapter 14A of the Listing Rules.

## **Connected Transactions and Continuing Connected Transactions** *(Continued)*

### **Continuing Connected Transactions**

#### *Non-Exempted Continuing Connected Transaction*

As the renewal of the continuing connected transactions in relation to the 2019-2021 Supply Agreements with Customers and Supplier was voted down by the independent shareholders at the extraordinary general meeting on 31st May 2019, the supporting service business segment cannot carry out any non-exempted continuing connected transaction with connected parties, therefore, the Group had not entered into any non-exempted continuing connected transaction during the year ended 31st December 2022.

#### *Exempted Continuing Connected Transaction*

The exempted continuing connected transaction during the year ended 31st December 2022 is relating to a tenancy agreement between SATT and China Complant and a rental sharing agreement between the Company and COMPLANT Hong Kong Limited. SATT entered office tenancy agreement dated 8th August 2022 with China Complant for an initial term of one year with an effective date from 1st January 2022 to 31st December 2022 for of rental and management fee payable of approximately HK\$51,000. The Company entered into two office rental sharing agreements dated 16th December 2021 and 16th December 2022 respectively with COMPLANT Hong Kong Limited which covered this reporting period inclusively from 1st January 2022 to 31st December 2022 to bear its share of the rental expense on the basis of actual work space occupied by the Company of approximately HK\$672,000. As applicable percentage ratios as defined under the Listing Rules calculated for the Company in respect of the aggregate amount payable by the SATT and the Company of approximately HK\$723,000 is less than 5% and the total consideration is less than HK\$3 million, the tenancy agreement and rental sharing agreement are exempted from the reporting, annual review, announcement and the Independent Shareholders' approval requirements under Chapter 14A of the Listing Rules.

### **Related Party Transactions**

Details of the related party transactions undertaken by the Group in its normal course of business are set out in note 32 to the consolidated financial statements. For those related party transactions which constituted connected transactions or continuing connected transactions under the Listing Rules, they are set out in the above paragraph headed "Connected Transactions". It has complied with the disclosure requirements in accordance with Chapter 14A of the Listing Rules.

### **Directors' Interest In Contracts of Significance**

No contracts of significance, to which the Company, its holding company, fellow subsidiaries or subsidiaries was a party and in which a director of the Company had a material interest, whether directly or indirectly, subsisted at the end of the year or at any time during the year.

### **Management Contracts**

No contracts, other than employment contracts, concerning the management and administration of the whole or any substantial part of the Company's business were entered into or existed during the year.

### **Equity-Linked Agreements**

The Company or any of its subsidiaries have not entered into any equity-linked agreement during the year.

# Directors' Report

## Purchase, Sale or Redemption of the Company's Listed Securities

At no time during the year, did the Company nor any of its subsidiaries purchase, sell or redeem any of the Company's listed securities.

## Sufficiency Of Public Float

Based on the information that is publicly available to the Company and within the knowledge of the Directors, as at the date of this annual report, at least 25% of the Company's total issued share capital was held by public as required under the Listing Rules.

## Pre-Emptive Rights

There is no provision for pre-emptive rights under the Company's Articles of Association, or the laws in the Cayman Islands, which would oblige the Company to offer new shares on a pro-rata basis to existing shareholders.

## Emolument Policy

The Remuneration Committee reviews the Group emolument policy and structure for all remuneration of the directors and senior management of the Group, having regard to the Group's operating result, individual performance and comparable market statistics.

The Company has adopted a share option scheme as incentive to directors and eligible employees, details of the scheme are set out as "Share Options" above.

## Corporate Governance

Details of corporate governance are set out in the section headed "Corporate Governance Report" in this annual report.

## Independent Non-Executive Directors' Confirmation of Independence

The Company received from each of the independent non-executive directors, Mr. Cheng Tai Kwan Sunny, Mr. Shi Zhu and Dr. Lu Heng Henry, an annual confirmation of his independence pursuant to Rule 3.13 of the Listing Rules. The Nomination Committee assessed the independence of the independent non-executive directors and affirmed that all independent non-executive directors remained independent.

## Auditor

BDO Limited was first appointed as auditor of the Company in 2015 upon the retirement of SHINEWING (HK) CPA Limited.

The consolidated financial statements have been audited by BDO Limited who will retire and being eligible to be reappointed as auditor of the Company at the forthcoming annual general meeting.

On behalf of the Board

**Zhang Zhaogang**  
*Chairman*

Hong Kong, 31st March 2023

# Corporate Governance Report

The Board is pleased to present this Corporate Governance Report of the Group for the year ended 31st December 2022.

## Corporate Governance Practices

The Board acknowledges the importance of the highest standards of corporate governance as the Board believes that effective corporate governance practices are fundamental to enhancing the Shareholders' value and safeguarding interest of the Shareholders. Accordingly, the Company has adopted sound corporate governance principles that emphasis an effective internal control and accountability to all Shareholders.

The Company has complied with the code provisions of the Corporate Governance Code and Corporate Governance Report as set out in Appendix 14 to the Listing Rules (the "**CG Code**") during the year under review, save for the deviation from code provisions C.1.8, C.2.1, C.2.4, C.1.6, and F.2.2 which are explained below.

## Corporate Culture

A positive and progressive corporate culture across the Group is vital for the Company to achieve its purpose towards the sustainable growth. It is the role of the Board to foster the Group's corporate culture with the core principles of integrity and accountability to guide the behaviours of its employees and ensure that the Company's purpose, values and business strategies are aligned to it.

## Code on Corporate Governance Practices

During the year ended 31st December 2022, the Company has complied with the code provisions of the Corporate Governance Code as set out in the Appendix 14 to the Listing Rules (the "**Code**"), except for the following deviation: –

### Code Provision C.1.8

Under the code provision C.1.8, the Company should arrange appropriate insurance cover in respect of legal action against its Directors. As the Company was unable to secure any offer from insurance company to offer coverage for the directors and officers' liabilities in year 2022, the insurance cover in respect of legal actions against the Directors was not in place during the year ended 31st December 2022. The Company will resume the process of obtaining, reviewing and comparing the quotation and insurance proposal with the insurers after the release of 2022 annual report with intent to purchase the relevant liability insurance for Directors within year 2023.

### Code Provision C.2.1 and C.2.4

Under the code provision C.2.1, the roles of chairman and chief executive officer (the "**CEO**") should be separate people and should not be performed by the same individual. The divisions of responsibilities between the chairman and CEO should be clearly established and set out in writing. Under the new code provision C.2.4, the chairman should provide leadership for the board. The chairman should ensure that the board works effectively and performs its responsibilities, and that all key and appropriate issues are discussed by it in a timely manner.

The Company segregates the role of Chairman from the Managing Director who also assumes the responsibilities of chief executive officer. Mr. Liaw Yuan Chian was the Managing Director till his resignation on 16th December 2010. The Company has not refilled this position yet that calls for an exhaustive scrutiny in the selection. The Board considered the balance of power between the Board members and the balance of authority between the Board and the management have not been impaired after the resignation of the Managing Director, given that about half of the Board members are independent non-executive and a clear division of responsibilities are in place for the running of the business of the Group. The Company remains structured to ensure appropriate segregation of duties so that power is not concentrated in any one individual.



# Corporate Governance Report

## Code on Corporate Governance Practices *(Continued)*

### Code Provision C.1.6

Under the code provision C.1.6, independent non-executive Directors and other non-executive directors, as equal board members, should give the board and any committees on which they serve the benefit of their skills, expertise and varied backgrounds and qualifications through regular attendance and active participation. They should also attend general meetings and development a balanced understanding of the views of shareholders. Due to other business engagements, the independent non-executive directors of Mr. Shi Zhu and Dr. Lu Heng Henry did not attend the annual general meeting held on 29th June 2022.

### Code Provision F.2.2

Under the code provision F.2.2, the chairman of the Board should attend the annual general meeting. Mr. Zhang Zhaogang, the chairman of the Board was unable to attend the annual general meeting of the Company held on 29th June 2022 due to another business engagement.

## Model Code for Securities Transactions by Directors


The Company has adopted the Model Code for Securities Transactions by Directors of Listed Issuers (the “**Model Code**”) as set out in Appendix 10 to the Listing Rules as its own code of conduct regarding securities transactions by the Directors.

Having made specific enquiry of all Directors, all Directors declared that they have complied with the Model Code for the year ended 31st December 2022.

## The Board of Directors

### (a) Responsibilities

The Board is responsible for determining the overall strategy and corporate development and ensuring the business operations are properly monitored. The Board reserves the right to decide all policy matters of the Group and material transactions. The Board delegates the day-to-day operations to general managers and department heads who are responsible for different aspects of the operations of the Group. The Directors are continually updated with the regulatory requirements, business activities and development of the Group to facilitate the discharge of their responsibilities. The management has the obligation to supply the Board and the various Committees with adequate information in a timely manner to enable the members to make informed decisions. Each Director has separate and independent access to the Group’s management to acquire more information than is volunteered by management and to make further enquiries if necessary. There are established procedures for Directors to seek independent professional advices for them to discharge their duties and responsibilities, where appropriate at the Company’s expenses.



## The Board of Directors *(Continued)*

### (b) Composition

The Board currently comprises three executive Directors, two non-executive directors and three independent non-executive Directors from different business and professional fields. The Directors, including independent non-executive Directors, have brought a wide spectrum of valuable business and professional expertise, experiences and independent judgment to the Board for its efficient and effective delivery of the Board function.

Composition of the Board and its changes during the year ended 31st December 2022 and up to date of this annual report is as follows:

#### Executive Directors

Mr. Han Hong  
Mr. Wang Zhaohui  
Mr. Zhang Qi<sup>(1)</sup>  
Mr. Liu Xueyi<sup>(2)</sup>

#### Non-Executive Directors

Mr. Zhang Zhaogang<sup>(3)</sup>  
Ms. Chen Si<sup>(4)</sup>  
Ms. Liu Yan<sup>(5)</sup>  
Mr. Zhang Jian<sup>(6)</sup>

#### Independent Non-Executive Directors

Mr. Cheng Tai Kwan Sunny  
Mr. Shi Zhu  
Dr. Lu Heng Henry

#### Notes

- (1) Mr. Zhang Qi has been appointed as executive director of the Company on 18th May 2022.
- (2) Mr. Liu Xueyi has resigned as executive director of the Company on 18th May 2022.
- (3) Mr. Zhang Zhaogang has been appointed as a non-executive director of the Company and as chairman of the board of directors and has been appointed as chairman and as member of nomination committee of the board of directors and as member of remuneration committee of the board of directors on 18th May 2022.
- (4) Ms. Chen Si has been appointed as a non-executive director of the Company and has been appointed as member of nomination committee of the board of directors and as member of remuneration committee of the board of directors on 18th May 2022.
- (5) Ms. Liu Yan has resigned as a non-executive director of the Company and had ceased to be as the chairman of the board of directors; as chairman and as member of nomination committee and as member of remuneration committee of the board of directors on 18th May 2022.
- (6) Mr. Zhang Jian has resigned as a non-executive director of the Company and had ceased to be as member of nomination committee of the board of the directors and as member of remuneration committee of the board of directors on 18th May 2022.

# Corporate Governance Report

## **The Board of Directors** *(Continued)*

### **(b) Composition** *(Continued)*

The profiles of Director at date of this report are set out in the “Profile of Directors and Senior Management” section on pages 11 to 14.

The list of Directors (by category) is also disclosed in all corporate communications issued by the Company pursuant to the Listing Rules from time to time.

### **(c) Appointment and Re-election of Directors**

According to the Company’s articles of association, one-third of the Directors are required to retire from office at each annual general meeting, provided that every Director shall be subject to retirement by rotation at least once in every three years. The Directors to retire every year shall be those appointed by the Board during the year and those who have been longest in office since their last re-election. Any new Director appointed as an addition to the Board shall submit himself/herself for re-election by Shareholders at the next following annual general meeting of the Company after appointment.

### **(d) Induction for Directors**

Each newly appointed Director will receive comprehensive, formal and tailored induction on the first occasion of his/her appointment, so as to ensure that he/she has proper understanding of the business and operations of the Group and that he/she is fully aware of his/her responsibilities and obligations under the Listing Rules and relevant regulatory requirements.

### **(e) Directors’ Continuous Training and Development**

Directors should participate in continuous professional development to develop and refresh their knowledge and skills. This is to ensure that their contribution into the Board remains informed and relevant.

The Directors are committed to complying with the CG Code C.1.4 on Directors’ training. All Directors have participated in continuous professional development by studying written materials relevant to Director’s duties and responsibilities.

## The Board of Directors *(Continued)*

### (f) Board Meetings and Shareholders Meetings Attended

According to the CG Code, the board of directors should meet regularly and board meetings should be held at least four times a year at approximately quarterly intervals. During the reporting period, the Company convened a total 5 board meetings, 5 committee meetings, and an annual general meeting. Attendance records of the directors at the board and committee meetings (directors who involved in connected transactions required to be abstained from the meetings are also deemed as attending directors of respective board meetings and board committee meetings) as well as the annual general meeting in year 2022 are set out as follows:

<b>Name of Director</b>	<b>Board Meetings</b>	<b>Committee Meetings</b>	<b>Attendance at annual general meeting</b>
<b>Executive Directors</b>			
Mr. Han Hong	5/5	N/A	0/1
Mr. Wang Zhaohui	5/5	N/A	0/1
Mr. Zhang Qi <sup>(1)</sup>	2/2	N/A	0/1
Mr. Liu Xueyi <sup>(2)</sup>	3/3	N/A	0/1
<b>Non-Executive Directors</b>			
Mr. Zhang Zhaogang <sup>(1)</sup>	2/2	0/0	0/1
Ms. Chen Si <sup>(1)</sup>	2/2	0/0	0/1
Ms. Liu Yan <sup>(2)</sup>	3/3	2/2	0/1
Mr. Zhang Jian <sup>(2)</sup>	3/3	2/2	0/1
<b>Independent Non-Executive Directors</b>			
Mr. Cheng Tai Kwan Sunny	5/5	5/5	1/1
Mr. Shi Zhu	5/5	5/5	0/1
Dr. Lu Heng Henry	5/5	5/5	0/1

#### Notes

- (1) Appointed on 18th May 2022.
- (2) Resigned on 18th May 2022.
- (3) Only the meetings held during their tenure are counted.

### Independence of Non-Executive Directors

The Company has received from each of the independent non-executive Directors an annual confirmation of independence pursuant to Rule 3.13 of the Listing Rules and considers all the independent non-executive Directors to be independent parties. Each independent non-executive Director is required to inform the Company as soon as practicable if there is any change in his or her own personal particulars that may affect his or her independence.

# Corporate Governance Report

## Independence and Gender Diversity

The independent non-executive Directors bring independent judgement, knowledge and experience to the Board.

As a move to maintain the independence and gender diversity of the Board, Ms. Chen Si was appointed as a non-executive Director of the Company on 18th May, 2022, details of which was set out in the announcement of the Company dated 18th May, 2022.

The Company has established the following mechanisms to ensure independent views and input are available to the Board:

1. Three out of the eight directors are independent non-executive Directors which represents more than one-third of the Board. Chairmen of all Board committees are independent non-executive Directors or non-executive Director.
2. All independent non-executive Directors continue to devote adequate time contribution to the Company.
3. All independent non-executive Directors share their views and opinions through regular Board/Committee meetings.
4. External independent professional advice would be provided to independent non-executive Directors upon reasonable request to assist them to perform their duties to the Company.
5. The Nomination Committee will assess the independence of a candidate for a new independent non-executive Director appointment and also the continued independence of existing independent non-executive Directors on an annual basis. All independent non-executive Directors are required to confirm in writing annually their compliance of independence requirements pursuant to Rule 3.13 of the Listing Rules.
6. No equity-based remuneration with performance-related elements will be granted to the independent non-executive Directors.

During the financial year ended 31st December, 2022, the Board reviewed the implementation and effectiveness of the abovementioned mechanisms and considered that such mechanisms remain effective.

## Board Committees

The Company has established the Nomination Committee in February 2012 and maintained the Audit Committee and Remuneration Committee throughout the year to oversee particular aspects of the Group's affairs. Each of these committees has specific written terms of reference, which deal clearly with their authorities and duties. The chairmen of the committees will report the findings and recommendations of the committees to the Board after each meeting. The minutes of all meetings of the committees are circulated to the Board for information.

## Board Committees *(Continued)*

### (a) Nomination Committee

The Nomination Committee was established by the Company in February 2012. As at the date of this report, the Nomination Committee comprises two non-executive Directors of the Company, namely Ms. Liu Yan and Mr. Zhang Jian and three independent non-executive Directors of the Company, namely Mr. Cheng Tai Kwan Sunny, Mr. Shi Zhu and Dr. Lu Heng Henry. Ms. Liu Yan is the chairman of the Nomination Committee.

The primary function of the Nomination Committee is to review the structure, size and diversity (including without limitation, gender, age, cultural and educational background, ethnicity, professional experience, skills, knowledge and length of service) of the Board on a regular basis and make recommendations to the Board regarding any proposed changes. The terms of reference of the Nomination Committee are available on the website of the Stock Exchange and the Company's website.

During the financial year ended 31st December 2022, the Nomination Committee held one meeting. The attendance of each member is set out as follows:

<b>Name of Member</b>	<b>Number of attendance</b>
Mr. Zhang Zhaogang <sup>(1)</sup>	0/0
Ms. Chen Si <sup>(1)</sup>	0/0
Mr. Cheng Tai Kwan Sunny	1/1
Mr. Shi Zhu	1/1
Dr. Lu Heng Henry	1/1
Ms. Liu Yan <sup>(2)</sup>	1/1
Mr. Zhang Jian <sup>(2)</sup>	1/1

#### Notes

- (1) Appointed on 18th May 2022.
- (2) Resigned on 18th May 2022.
- (3) Only the meetings held during their tenure are counted.

The chairman of the Nomination Committee will report the findings and recommendations of the Nomination Committee to the Board after each meeting. The minutes of all meetings of Nomination Committee are circulated to the Board for information.

# Corporate Governance Report

## Board Committees *(Continued)*

### (a) **Nomination Committee** *(Continued)*

The following was a summary of the work performed by the Nomination Committee in year 2022:

1. undertook an adequate due diligence pursuant to the Nomination Policy of the Company (the “**Nomination Policy**”) and made recommendation to the Board on the proposal of appointment of Mr. Zhang Qi as executive Director as well as Mr. Zhang Zhaogang and Ms. Chen Siu as non-executive Director of the Company.
2. reviewed the Board’s composition.
3. assessed the independence of all the independent non-executive Directors and reviewed the independent non-executive Directors’ confirmations on their independence.
4. nominated Mr. Wang Zhaohui, Mr. Cheng Tai Kwan Sunny, Dr Lu Heng Henry, Mr. Zhang Zhaogang, Ms. Chen Si and Mr. Zhang Qi for the Board’s recommendations to stand for election at the 2022 annual general meeting of the Company and reviewed the relevant sections in the circular to the shareholders of the Company.
5. reviewed the relevant disclosures made in the Directors’ Report of the 2021 annual report of the Company (the “**Annual Report**”).
6. reviewed the Corporate Governance Report, which was included in the Annual Report.
7. reviewed the Group’s compliance with the Code.
8. reviewed the Nomination Policy and the revised Board Diversity Policy of the Company (the “**Board Diversity Policy**”).
9. considered those topics, which were requested by the Board and reviewed those relevant documents.

Below is the summary of the Nomination Policy of the Company:

The Board has formalised the Company’s existing approach and procedures and adopted a Director nomination policy effective since 1st January 2019. Below is a summary of the Nomination Policy of the Company:

#### *Objective*

1. This Policy aims to set out the major selection criteria and nomination procedures for the Nomination Committee of the Company to select and recommend candidates for directorship.

## **Board Committees** *(Continued)*

### **(a) Nomination Committee** *(Continued)*

#### *Selection Criteria*

2. The factors listed below would be used as reference by the Nomination Committee in assessing the suitability of a proposed candidate:–
  - (a) The ability to assist and support management and make significant contributions to the Group's success;
  - (b) Experience and reputation in the businesses of the Group and other relevant sectors;
  - (c) Commitment in respect of sufficient time, the relevant interest and attention to the Group's business;
  - (d) Reputation for integrity;
  - (e) Compliance with the criteria of independence as prescribed under Rule 3.13 of the Listing Rules for the appointment of an independent non-executive director;
  - (f) Diversity in all aspects, including but not limited to gender, age, cultural and educational background, ethnicity, professional background, skills, knowledge and experience; and
  - (g) Any other relevant factors as may be determined by the Nomination Committee or the Board from time to time.
3. The appointment of any proposed candidate to the Board or re-appointment of any existing member(s) of the Board shall be made in accordance with the Articles of Association of the Company and other applicable rules and regulations.



# Corporate Governance Report

## Board Committees *(Continued)*

### (a) **Nomination Committee** *(Continued)*

#### *Nomination Procedures*

4. If the Board determines that an additional or replacement Director is required, the Nomination Committee shall identify individuals suitably qualified to become Board members and make recommendations for the Board's consideration and approval. The Nomination Committee will deploy multiple channels for identifying suitable director candidates, including referral from Directors, shareholders, management, advisors of the Company and external executive search firms.
5. Regarding the appointment of any proposed candidates to become Board members, the Nomination Committee shall undertake adequate due diligence in respect of each proposed candidate and make recommendations for the Board's consideration and approval.
6. Regarding the re-appointment of any existing members of the Board, the Nomination Committee shall make recommendations to the Board for its consideration and recommendation, the proposed candidates to stand for re-election at a general meeting.
7. Regarding the procedures for shareholders' nomination of any proposed candidate for election as a director, please refer to the "Procedures for a Member to Propose a Person for Election as a Director", which is available on the Company's website.
8. The Board shall have the final decision on all matters relating to its recommendation of candidates to stand for election at a general meeting.

#### *Review of the Nomination Policy*

9. The Nomination Committee will review this Policy, as appropriate, to ensure the effectiveness of this Policy. The Nomination Committee will discuss any revisions that may be required and recommend any such revisions to the Board for consideration and approval.

Below is the summary of the Board Diversity Policy and the achievement on the measurable objectives during the year under review:

The Board has adopted a board diversity policy on 27th March 2014 which was subsequently modified. The revised board diversity policy, among others, has set measurable objectives (in terms of gender, age, skills and experience) to implement the Board Diversity Policy with effective from 1st January 2019.

All board appointments will be based on meritocracy, and candidates will be considered based on objective criteria, having due regard for the benefits of diversity on the Board. Selection of candidates will be based on a range of diversity perspectives, including but not limited to gender, age, cultural and educational background, professional experience, skills, knowledge, and experience. The ultimate decision will be based on merit and contribution that the selected candidates will bring to the Board. The Nomination Committee will report annually on the Board's composition under diversified perspectives, and monitor the implementation of this policy. The minutes of all meetings of Nomination Committee are circulated to the Board for information. The Nomination Committee will discuss any policy's revisions that may be required, and recommend any such revisions to the Board for consideration and approval.

## Board Committees *(Continued)*

### (a) **Nomination Committee** *(Continued)*

#### *Review of the Nomination Policy (Continued)*

During the financial year ended 31st December, 2022, the Nomination Committee reviewed the Board's composition in accordance with the Listing Rules, the Board Diversity Policy and the Nomination Policy and considered that the Board consists of a diverse mix of members and has provided a good balance of skills and experience appropriate to the business needs of the Group.

The Nomination Committee also reviewed the Nomination Policy and the Board Diversity Policy and considered such policies remain effective and appropriate for the Company. The Nomination Committee will discuss any revisions to the aforesaid policies that may be required, and recommend any such revisions to the Board for consideration and approval.

The Nomination Committee continues to monitor the implementation of the Board Diversity Policy by conducting review of the Board's composition at least annually.

During the financial year ended 31st December, 2022, one female director currently on the Board, bringing the female representation to 12.5% of the Board and 37.5% of the total number is of independent non-executive Directors. The Board targets to maintain at least the current level of female representation. The Board will take opportunities to increase the proportion of female members over time when selecting and making recommendation on suitably qualified candidates for Board appointments.

The Company has taken measures to promote diversity at all levels of its workforce. Training and career development are equally opened to all eligible employees without discrimination. As at 31st December, 2022, the workforce of the Group's comprised 84% male and 16% female. For further information about the gender ratio in the workforce, please refers to the 2022 Environment, Social and Governance Report. As the members of the Board coincide with majority of the members of the senior management of the Group and the gender ratio of the Board has been disclosed, no disclosure about the gender ratio of the senior management could be made.

During the year under review, the Board has achieved the following measurable objectives:

1. at least one-third of the Board is composed of independent non-executive Directors;
2. at least one Director is a qualified accountant;
3. at least one Director has relevant experience in the supporting services to sweetener business and sugar cane growing and sugar manufacturing industry; and
4. at least one Director has relevant experience in finance.

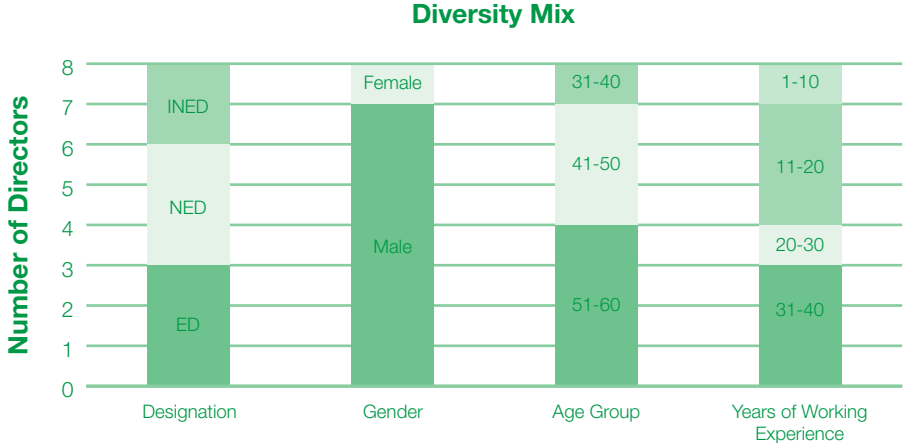
# Corporate Governance Report

## Board Committees (Continued)

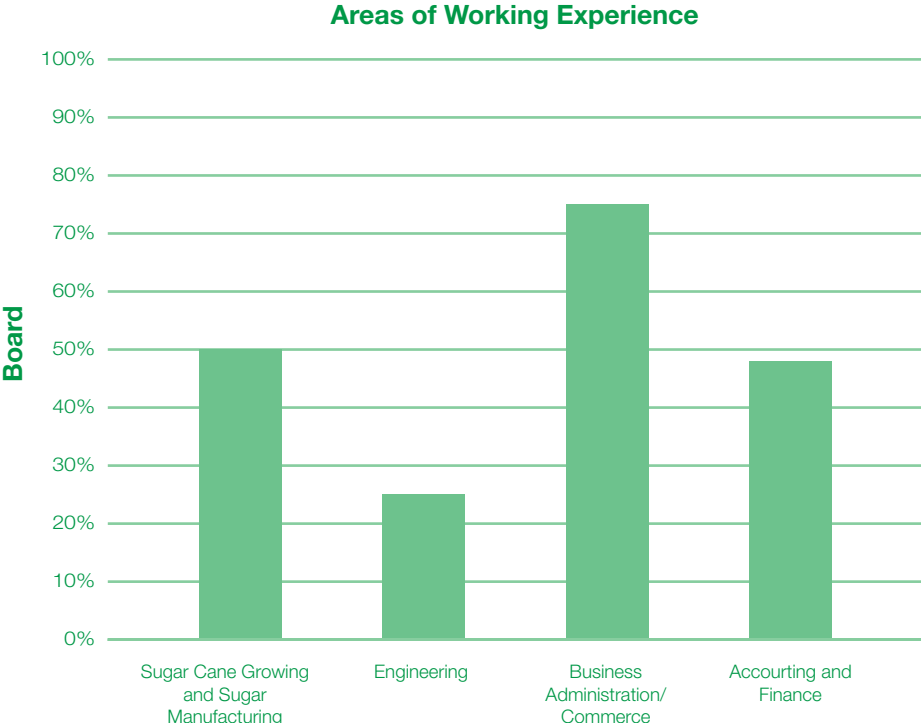
### (a) Nomination Committee (Continued)

#### Review of the Nomination Policy (Continued)

As at 31st December, 2022, the analyses of the Board's composition based on the measurable objectives are set out below:



Remarks:  
 ED – executive Director  
 NED – non-executive Director  
 INED – independent non-executive Director



## Board Committees *(Continued)*

### (b) Remuneration Committee

A Remuneration Committee was established by the Company in 2005. As at the date of this report, the Remuneration Committee comprises two non-executive Directors of the Company, namely Ms. Liu Yan and Mr. Zhang Jian and three independent non-executive Directors of the Company, namely Mr. Cheng Tai Kwan Sunny, Mr. Shi Zhu and Dr. Lu Heng Henry. Mr. Shi Zhu is the chairman of the Remuneration Committee.

The primary function of the Remuneration Committee is to make recommendations to the Board on the Group's policy and structure for all remuneration of Directors and senior management. The terms of reference of the Remuneration Committee are available on the website of the Stock Exchange of Hong Kong Limited ("**Stock Exchange**") and the Company's website.

During the financial year ended 31st December 2022, the Remuneration Committee held one meeting.

The attendance of each member is set out as follows:

<b>Name of Member</b>	<b>Number of attendance</b>
Mr. Zhang Zhaogang <sup>(1)</sup>	0/0
Ms. Chen Si <sup>(1)</sup>	0/0
Mr. Cheng Tai Kwan Sunny	1/1
Mr. Shi Zhu	1/1
Dr. Lu Heng Henry	1/1
Ms. Liu Yan <sup>(2)</sup>	1/1
Mr. Zhang Jian <sup>(2)</sup>	1/1

#### Notes

- (1) Appointed on 18th May 2022.
- (2) Resigned on 18th May 2022.
- (3) Only the meetings held during their tenure are counted.

The chairman of the Remuneration Committee will report the findings and recommendations of the Remuneration Committee to the Board after each meeting. The minutes of all meetings of Remuneration Committee are circulated to the Board for information.

# Corporate Governance Report

## Board Committees *(Continued)*

### (b) Remuneration Committee *(Continued)*

The following was a summary of the work performed by the Remuneration Committee in year 2022:

1. reviewed and made recommendation to the Board on the remuneration package of a newly appointed executive Director and non-executive Directors.
2. reviewed the Group's emolument policy and structure for the remuneration of Directors and senior management of the Group, having regard to the Group's operating results, individual performance and comparable market statistics.
3. assessed the performance of the executive Directors and considered the remuneration package of executive Directors by reference to the prevailing packages with companies listed on the main Board of the Stock Exchange.
4. reviewed the relevant disclosures made in the Directors' Report of the Annual Report.
5. reviewed the Corporate Governance Report, which was included in the Annual Report.
6. reviewed the Group's compliance with the Code.
7. considered those topics, which were requested by the Board and reviewed those relevant documents.
8. No matters relating to the share option scheme adopted by the Company in 2007 were required to be approved or reviewed by the Remuneration Committee.

Details of the remuneration of each of the Directors of the Company are set out in note 13 to the consolidated financial statements. Pursuant to code provision E.1.5 of the CG Code, the annual remuneration of the member of the senior management by band for the year ended 31st December 2022 is set out below:

	<b>Number of individuals</b>
Nil to HK\$1,000,000	1

### (c) Audit Committee

An Audit Committee was established by the Company in 1998. As at the date of this report, the Audit Committee comprises three independent non-executive Directors of the Company, Mr. Cheng Tai Kwan Sunny, Mr. Shi Zhu, and Dr. Lu Heng Henry, one of whom possess recognised professional qualifications in accounting and have wide experience in auditing and accounting. Mr. Cheng Tai Kwan Sunny is the chairman of the Audit Committee.

The primary function of the Audit Committee is to review and supervise the Group's financial reporting process and internal controls. The terms of reference of the Audit Committee are available on the website of the Stock Exchange and the Company's website.

## Board committees *(Continued)*

### (c) Audit Committee *(Continued)*

During the financial year ended 31st December 2022, the Audit Committee held three meetings. The attendance of each member is set out as follows:

<b>Name of Member</b>	<b>Number of attendance</b>
Mr. Cheng Tai Kwan Sunny	3/3
Mr. Shi Zhu	3/3
Dr. Lu Heng Henry	3/3

The chairman of the Audit Committee will report the findings and recommendations of the Audit Committee to the Board after each meeting. The minutes of all meetings of Audit Committee are circulated to the Board for information.

The following was a summary of the work performed by the Audit Committee in year 2022:

1. reviewed the Group's consolidated financial statements for the year ended 31st December 2021 and the annual results announcement with a recommendation to the Board for approval.
2. reviewed the relevant disclosures made in the Directors' Report of the Annual Report.
3. reviewed the Corporate Governance Report, which was included in the Annual Report.
4. reviewed the Environmental, Social and Governance Report, which was published on the websites of the Stock Exchange and the Company.
5. met with the external auditor without the presence of the executive directors of the Board.
6. reviewed the Group's consolidated financial statements for the six months ended 30th June 2022 and the interim results announcement with a recommendation to the Board for approval.
7. assessed broadly any special risks faced by the Group and reviewed the adequacy and effectiveness of the Company's internal control system and risk management system, financial reporting system and associated procedures.
8. reviewed the Group's policies and practices on corporate governance and made recommendations to the Board.
9. reviewed the findings and recommendations submitted by the Group Internal Audit Department.

# Corporate Governance Report

## Board committees *(Continued)*

### (c) Audit Committee *(Continued)*

10. reviewed the continuing connected transaction report.
11. made recommendation on the appointment or reappointment of the external auditor.
12. reviewed the reports including the 2022 audit planning report submitted by the external auditor.
13. considered the 2022 audit fees with a recommendation to the Board for approval.

At the Audit Committee meeting on 31st March 2023, the Audit Committee reviewed the Group's consolidated financial statements for the year ended 31st December 2022 and the annual results announcement with a recommendation to the Board for approval.

## Directors' Responsibility for the Consolidated Financial Statements

The management provides such explanation and information to the Board so as to enable the Board to make an informed assessment of the financial and other information put before the Board for approval.

The Directors acknowledge their responsibility to prepare the consolidated financial statements that give a true and fair view of the state of affairs of the Group. The Board was not aware of any material uncertainties relating to events or conditions that might cast significant doubt upon the Group's ability to continue as a going concern, the Board has prepared the consolidated financial statements on a going concern basis.

The responsibility of the external auditor, BDO Limited, is to form an independent opinion, based on their audit, on those consolidated financial statements prepared by the Board and to report their opinion solely to the shareholders of Company, as a body, and for no other purpose.

The Company has announced its annual and interim results in a timely manner within approximately three months and two months, respectively, after the end of the relevant period in order to enhance high level of corporate transparency.

## Risk Management and Internal Controls

The Board acknowledges its responsibility for overseeing the Group's risk management and internal control systems and reviewing their effectiveness at least annually with the assistance from the Audit Committee. The Audit Committee assists the Board in fulfilling its oversight and corporate governance roles in the Group's financial, operational, compliance, risk management and internal controls, and the resourcing of the finance and internal audit functions. To assist the Audit Committee to fulfill its responsibilities, the senior management has to identify, update and report the key risk areas which covered all aspects of corporate strategies, operation and finance to the Board.

Appropriate policies and controls have been designed and established to ensure that assets are safeguarded against improper use or disposal, relevant rules and regulations are adhered to and complied with, reliable financial and accounting records are maintained in accordance with relevant accounting standards and regulatory reporting requirements, and key risks that may impact on the Group's performance are appropriately identified and managed. However, the systems and internal controls can only provide reasonable and not absolute assurance against material misstatement or loss, as they are designed to manage, rather than eliminate the risk of failure to achieve business objectives.

## Risk Management and Internal Controls *(Continued)*

The various departments of the Group, as risk owners, identify, evaluate, mitigate and monitor their own risks, and report such risk management activities to the directors of the Group at each regularly scheduled meeting throughout the year. The internal audit department of the Controlling Shareholders which controlled several listed companies in Hong Kong and the People's Republic of China is sharing this group resource to carry the internal audit function (the “**Group Internal Audit Department**”). The Group Internal Audit Department reviews significant aspects of risk management and internal control for the Group, reports to the Board and the Audit Committee at least annually, including amongst other things, significant risks of the Group and the appropriate mitigation of identified risks and the results of their activities during the preceding period pertaining to the adequacy and effectiveness of internal controls, including but not limited to, any indications of failings or material weaknesses in those controls. The annual work plan of Group Internal Audit Department covers major activities and processes of the Group's operations and businesses units. Special reviews are also performed at the Board' request. The results of these audit activities are communicated to the Board and the Audit Committee at least annually. Audit issues are tracked, followed up for proper implementation, and their progress are reported to the Board and the Audit Committee at least annually.

The Group Internal Audit Department provides independent advices to the Board, the Audit Committee and the executive management of the Group on the adequacy and effectiveness of internal controls for the Group. The Group Head of Internal Audit Department reports directly to the Chairman of the Audit Committee and the respective directors (as the case may be).

The senior management of the Group, supported by the Board, is responsible for the design, implementation and monitoring of the risk management and internal control systems, and for reporting to the Board and/or the Audit Committee on the effectiveness of these systems.

The following key processes are used to identify, evaluate and manage the Group's significant risks:

1. the Board establishes the scope and establishes the risk assessment criteria.
2. various departments identify the risks, which may potentially impact the achievement of their business objectives, analyze and evaluate the significance of such risks.
3. various departments assess the adequacy of existing controls, determine and implement plans where risks are mitigated.
4. various departments monitor those activities to mitigate the risks.
5. the Group Internal Audit Department tracks the progress of those activities to mitigate the risks and reports regularly to the Board and the Audit Committee.

The Company has adopted policies and procedures for assessing and improving the effectiveness of its risk management and internal control systems, including requiring the executive management of the Group to provide confirmation to the Board on the effectiveness of these systems annually.



# Corporate Governance Report

## Risk Management and Internal Controls *(Continued)*

The Group maintains a whistleblowing policy and the Board oversees a set of comprehensive procedures whereby employees, customers, suppliers and other concerned parties can report any actual or suspected occurrence of improper conduct involving the Company, and for such matters to be investigated and dealt with efficiently in an appropriate and transparent manner. The Board has designated the Audit Committee to receive on its behalf any such reports, to oversee the conduct of subsequent investigations, and to provide information, including recommendations arising from any investigations for consideration by the Board. All reported cases would be investigated in a fair and proper manner by the Audit Committee. The Audit Committee will classify the reported cases according to their natures and reports the cases directly to the Board. The investigation reports of the reported cases are sent to the Audit Committee on a regular basis for review.

The whistleblowing policy would be reviewed and updated periodically to align with industry best practice.

The Group's corporate culture is the key components of the Group's corporate governance framework. It provides the guiding principles for the employees to perform justifiably and behave with integrity, uprightness and honesty. It also puts all employees under stringent obligations as to the manner to which they should deal with the issues of bribery, conflicts of interest and compliance with the Group's policies and practices etc.

The Group has zero tolerance for corruption and related malpractice. The anti-corruption policy forms an integral part of the Group's corporate governance framework. Other relevant policies of the framework, including the whistleblowing policy and the code of conduct, outline the Group's aims and requirements of business ethics, as well as the investigation and reporting mechanism of suspected corruption practices.

The Group does not only require all its employees to behave with integrity but also requests its suppliers and business partners to observe the same ethical standards. The Group also prohibits all its employees from taking advantages of their powers and authorities for personal interests. The Group treats the issues on bribery, extortion, fraud and money laundering very seriously and complies with the laws of the place where the business of the Group carries on, to report the issues to the relevant Government authorities. These demonstrate the Group's commitment to the practice of ethical business conduct and the compliance of the anti-corruption laws and regulations of the place where the business of the Group carries on.

The anti-corruption policy would be reviewed and updated periodically to align with the applicable laws and regulations as well as the industry best practice.

The Company strictly regulates the handling and dissemination of inside information to ensure inside information remains confidential until the disclosure of such information is appropriately approved, and the dissemination of such information is efficiently and consistently made.

During the financial year ended 31st December, 2022, the Audit Committee assessed broadly any special risks faced by the Group and conducted a review on the effectiveness of the risk management and internal control systems of the Group. The heads of major departments were required to undertake self-assessments of their key controls. Internal Audit Department of Head Office will review their finding. The internal audit reporting and findings were assessed by the Audit Committee. The Audit Committee then reviewed these findings and reported the same to the Board. The Audit Committee and the Board were not aware of any areas of concern that would have a material impact on the Group's financial position or results of operations and considered the risk management and internal control systems to be generally effective and adequate including the adequacy of resources, staff qualifications and experience, training programs and budget of the accounting, internal audit and financial reporting functions.

## Risk Management and Internal Controls *(Continued)*

During year 2022, the Group Internal Audit Department conducted selective reviews on the effectiveness of the risk management and internal control systems over operational, financial and compliance controls of principal subsidiaries of the Group.

In addition to the review of risk management and internal controls undertaken within the Group, the external Auditor also assessed the adequacy and effectiveness of certain key risk management and internal controls as part of their statutory audits. Where appropriate, the external Auditor's recommendations are adopted and enhancements to the risk management and internal controls will be made.

## Auditor's Remuneration

For the financial year ended 31st December 2022, the fee paid/payable to the Group's auditor, BDO Limited, is set out as follows:

<b>Services rendered</b>	<b>Fee paid/payable</b> HK\$'000
Audit services fee for 2022 annual report	630
Non-audit services	–
<b>Total</b>	<b>630</b>

## Company Secretary

All Directors have access to the advice and services of the company secretary, Mr. Wan Hok Shing. The company secretary reports to the Chairman on Board governance matters, and is responsible for ensuring that Board procedures are followed, and for facilitating communications among Directors as well as with shareholders and management.

The company secretary's biography is set out in the section "Profile of Directors and Senior Management" of this Annual Report. In compliance with Rule 3.29 of the Listing Rules, Mr. Wan Hok Shing has undertaken no less than 15 hours of relevant professional training during the year ended 31st December 2022.

## Dividend Policy

The Board has adopted a dividend policy effective since 1st January 2019. This policy aims to set out guidelines for the Board to determine whether dividends are to be declared and paid, and the level of dividend to be paid to the shareholders of the Company.

The Company intends to retain all available funds and earnings, if any, to finance the development and expansion of its business.

# Corporate Governance Report

## Dividend Policy *(Continued)*

Any future determination for the declaration or recommendation of dividends will be made at the absolute discretion of the Board. In proposing any dividend payout, the Board should also take into account, inter alia, the following factors:–

1. the strategies, business cycle, operations, earnings, financial condition, cash requirements and availability as well as capital expenditure and future development requirements of the Company and its subsidiaries (the “**Group**”);
2. the possible effects of the Group’s credit-worthiness, the financial covenants to which the Group is subject and any restrictions on the payment of dividends that may be imposed by the Group’s lenders;
3. the interests of the Shareholders, the dividend receivable/received by the Company from its subsidiaries and the taxation consideration;
4. any restrictions under all applicable laws (including the Companies Law of the Cayman Islands), rules, codes and regulations, the accounting policies and financial reporting standards that the Group has adopted as well as the articles of association of the Company (the “**Articles of Association**”); and
5. Any other factors that the Board deems appropriate.

The Company will review the Dividend Policy and reserves the right in its sole and absolute discretion to update, amend and/or modify the Dividend Policy from time to time.

## Shareholders’ Rights

### (a) Convening an Extraordinary General Meeting

Pursuant to article 72 of Articles of Association of the Company, any one or more Shareholders holding at the date of deposit of the requisition not less than one-tenth of the paid up capital of the Company carrying the right of voting at general meetings of the Company shall at all times has the right, by written requisition specifying the objects of the meeting and signed by the requisitionists to the Company’s principal place of business in Hong Kong at Room 1701, 17/F., World-Wide House, 19 Des Voeux Road Central, Central, Hong Kong to require an extraordinary general meeting to be called by the Board for the transaction of any business specified in such requisition.

### (b) Putting Forward Proposals at General Meeting

There are no provisions under the Company’s articles of association regarding procedures for shareholders to put forward proposals at general meetings other than a proposal of a person for election as Director. Shareholders may follow the procedures set out above to convene an extraordinary general meeting for any business specified in such written requisition.

### (c) Procedures for Directing Shareholders’ Enquiries to the Board

Shareholders may at any time send their enquiries and concerns to the Board in writing through the Company Secretary at the Company’s principal place of business in Hong Kong at Room 1701, 17/F., World-Wide House, 19 Des Voeux Road Central, Central, Hong Kong.

Shareholders may also make enquiries with the Board at the general meetings of the Company.

## Communication with Shareholders

The aim of the Shareholders Communication Policy of the Company (the “**Shareholders Communication Policy**”) is to provide the shareholders of the Company and, in appropriate circumstances, the investment community at large with ready, equal and timely access to balanced and understandable information about the Company, in order to enable them to make informed assessments of the Company, and to allow shareholders of the Company and the investment community to engage actively with the Company.

The Shareholders Communication Policy sets out various communication channels for the shareholders of the Company to communicate their views on various matters affecting the Company, as well as steps taken to solicit and understand the views of the shareholders of the Company and the stakeholders.

Information shall be communicated to the shareholders of the Company and the investment community mainly through the Company’s announcements, results announcements, annual and interim reports, annual general meetings and other general meetings that may be convened as well as all the disclosures submitted to the Stock Exchange to be made available on the website of the Stock Exchange and the Company’s website which provides an effective communication platform to the public and the shareholders of the Company.

The annual general meeting enables the shareholders of the Company to exchange views with the Board. A notice of annual general meeting is sent to the shareholders of the Company at least 20 clear business days before the meeting. The chairman of the Audit Committee have attended at the annual general meeting to be available to answer the questions of the shareholders of the Company.

Separate resolutions are proposed at the annual general meeting on each substantially separate issue, including the election of individual director.

The chairman of the Board invites the company secretary of the Company to give an explanation of the detailed procedures for conducting a poll at the commencement of the annual general meeting. The company secretary of the Company answers any questions from the shareholders of the Company regarding voting by way of a poll.

Having reviewed the implementation and effectiveness of the Shareholders Communication Policy, the Company considered that the Shareholders Communication Policy continues to contribute an effective communication between the Company and the shareholders of the Company.

## Investor Relations

### Constitutional Documents

During the year under review, there was no change made in the Company’s constitutional documents.

Hong Kong, 31st March 2023

# Independent Auditor's Report



Tel : +852 2218 8288  
Fax: +852 2815 2239  
[www.bdo.com.hk](http://www.bdo.com.hk)

25<sup>th</sup> Floor Wing On Centre  
111 Connaught Road Central  
Hong Kong

電話 : +852 2218 8288  
傳真 : +852 2815 2239  
[www.bdo.com.hk](http://www.bdo.com.hk)

香港干諾道中111號  
永安中心25樓

## TO THE SHAREHOLDERS OF HUA LIEN INTERNATIONAL (HOLDING) COMPANY LIMITED

*(incorporated in Cayman Islands with limited liability)*

### Opinion

We have audited the consolidated financial statements of Hua Lien International (Holding) Company Limited (the “**Company**”) and its subsidiaries (hereafter referred to as the “**Group**”) set out on pages 48 to 103, which comprise the consolidated statement of financial position as at 31 December 2022, and the consolidated statement of profit or loss and other comprehensive income, the consolidated statement of changes in equity and the consolidated statement of cash flows for the year then ended, and notes to the consolidated financial statements, including a summary of significant accounting policies.

In our opinion, the consolidated financial statements give a true and fair view of the consolidated financial position of the Group as at 31 December 2022, and of its consolidated financial performance and its consolidated cash flows for the year then ended in accordance with Hong Kong Financial Reporting Standards (“**HKFRSs**”) issued by the Hong Kong Institute of Certified Public Accountants (“**HKICPA**”) and have been properly prepared in compliance with the disclosure requirements of the Hong Kong Companies Ordinance.

### Basis for Opinion

We conducted our audit in accordance with Hong Kong Standards on Auditing (“**HKSA**s”) issued by the HKICPA. Our responsibilities under those standards are further described in the “Auditor’s Responsibilities for the Audit of the Consolidated Financial Statements” section of our report. We are independent of the Group in accordance with the HKICPA’s “Code of Ethics for Professional Accountants” (the “**Code**”), and we have fulfilled our other ethical responsibilities in accordance with the Code. We believe that the audit evidence we have obtained is sufficient and appropriate to provide a basis for our opinion.

### Material Uncertainty Related to Going Concern

We draw attention to note 3(b) in the consolidated financial statements, which indicates that the Group incurred a net loss of HK\$45,489,000 and net cash used in operating activities of HK\$44,447,000 for the year ended 31 December 2022 and, as of that date, the Group had net current liabilities and net liabilities of HK\$1,035,328,000 and HK\$1,053,132,000 respectively. These conditions indicate that a material uncertainty exists that may cast significant doubt on the Group’s ability to continue as a going concern. Our opinion is not modified in respect of this matter.

### Key Audit Matters

Key audit matters are those matters that, in our professional judgment, were of most significance in our audit of the consolidated financial statements of the current period. These matters were addressed in the context of our audit of the consolidated financial statements as a whole, and in forming our opinion thereon, and we do not provide a separate opinion on these matters. In addition to the matter described in the “Material Uncertainty Related to Going Concern” section, we have determined the matters described below to be the key audit matters to be communicated in our report.

## Valuation of biological assets

Refer to notes 5(a) and 20 to the consolidated financial statements and the accounting policies on note 4(g).

As at 31 December 2022, biological assets, which represented by growing cane, of the Group amounted to HK\$17,975,000. Change in fair value of biological assets of HK\$16,487,000 was recognised in the consolidated statement of profit or loss and other comprehensive income for the year.

The determination of valuation of biological assets is identified as key audit matter due to key source of estimation uncertainty and the significant assumptions and judgements involved in the valuation. The valuation technique used is the discounted cash flow method under income approach which require the use of assumptions and estimates on discount rate, market prices of sugar cane, cane yield, harvesting costs, percentage of maturity of crop from planting to the valuation date, etc. Such judgement and estimates will impact the valuation of biological assets.

Our procedures in relation to the valuation of biological assets included:

- reviewing the valuation report from independent qualified valuers and holding discussion with management and independent qualified valuers to understand the valuation basis, methodology used and underlying assumptions applied;
- evaluating management's process in respect of reviewing the valuation performed by independent qualified valuers;
- assessing the reasonableness of key assumptions and estimates such as discount rate, market prices of sugar cane, cane yield, harvesting costs, percentage of maturity of crop from planting to the valuation date used by independent qualified valuers; and
- evaluating of the competence, capabilities and objectivity of independent qualified valuers.

## Other Information in the Annual Report

The directors are responsible for the other information. The other information comprises the information included in the Company's annual report, but does not include the consolidated financial statements and our auditor's report thereon.

Our opinion on the consolidated financial statements does not cover the other information and we do not express any form of assurance conclusion thereon.

In connection with our audit of the consolidated financial statements, our responsibility is to read the other information and, in doing so, consider whether the other information is materially inconsistent with the consolidated financial statements or our knowledge obtained in the audit or otherwise appears to be materially misstated. If, based on the work we have performed, we conclude that there is a material misstatement of this other information, we are required to report that fact. We have nothing to report in this regard.

# Independent Auditor's Report

## Directors' Responsibilities for the Consolidated Financial Statements

The directors are responsible for the preparation of the consolidated financial statements that give a true and fair view in accordance with Hong Kong Financial Reporting Standards issued by the HKICPA and the disclosure requirements of the Hong Kong Companies Ordinance, and for such internal control as the directors determine is necessary to enable the preparation of consolidated financial statements that are free from material misstatement, whether due to fraud or error.

In preparing the consolidated financial statements, the directors are responsible for assessing the Group's ability to continue as a going concern, disclosing, as applicable, matters related to going concern and using the going concern basis of accounting unless the directors either intend to liquidate the Group or to cease operations, or have no realistic alternative but to do so.

The directors are also responsible for overseeing the Group's financial reporting process. The Audit Committee assists the directors in discharging their responsibility in this regard.

## Auditor's Responsibilities for the Audit of the Consolidated Financial Statements

Our objectives are to obtain reasonable assurance about whether the consolidated financial statements as a whole are free from material misstatement, whether due to fraud or error, and to issue an auditor's report that includes our opinion. This report is made solely to you, as a body, in accordance with the terms of our engagement, and for no other purpose. We do not assume responsibility towards or accept liability to any other person for the contents of this report.

Reasonable assurance is a high level of assurance, but is not a guarantee that an audit conducted in accordance with HKSAAs will always detect a material misstatement when it exists. Misstatements can arise from fraud or error and are considered material if, individually or in the aggregate, they could reasonably be expected to influence the economic decisions of users taken on the basis of these consolidated financial statements.

As part of an audit in accordance with HKSAAs, we exercise professional judgment and maintain professional skepticism throughout the audit. We also:

- identify and assess the risks of material misstatement of the consolidated financial statements, whether due to fraud or error, design and perform audit procedures responsive to those risks, and obtain audit evidence that is sufficient and appropriate to provide a basis for our opinion. The risk of not detecting a material misstatement resulting from fraud is higher than for one resulting from error, as fraud may involve collusion, forgery, intentional omissions, misrepresentations, or the override of internal control.
- obtain an understanding of internal control relevant to the audit in order to design audit procedures that are appropriate in the circumstances, but not for the purpose of expressing an opinion on the effectiveness of the Group's internal control.
- evaluate the appropriateness of accounting policies used and the reasonableness of accounting estimates and related disclosures made by the directors.

## Auditor's Responsibilities for the Audit of the Consolidated Financial Statements *(Continued)*

- conclude on the appropriateness of the directors' use of the going concern basis of accounting and, based on the audit evidence obtained, whether a material uncertainty exists related to events or conditions that may cast significant doubt on the Group's ability to continue as a going concern. If we conclude that a material uncertainty exists, we are required to draw attention in our auditor's report to the related disclosures in the consolidated financial statements or, if such disclosures are inadequate, to modify our opinion. Our conclusions are based on the audit evidence obtained up to the date of our auditor's report. However, future events or conditions may cause the Group to cease to continue as a going concern.
- evaluate the overall presentation, structure and content of the consolidated financial statements, including the disclosures, and whether the consolidated financial statements represent the underlying transactions and events in a manner that achieves fair presentation.
- obtain sufficient appropriate audit evidence regarding the financial information of the entities or business activities within the Group to express an opinion on the consolidated financial statements. We are responsible for the direction, supervision and performance of the group audit. We remain solely responsible for our audit opinion.

We communicate with the Audit Committee regarding, among other matters, the planned scope and timing of the audit and significant audit findings, including any significant deficiencies in internal control that we identify during our audit.

We also provide the Audit Committee with a statement that we have complied with relevant ethical requirements regarding independence, and to communicate with them all relationships and other matters that may reasonably be thought to bear on our independence, and where applicable, actions taken to eliminate threats and safeguards applied.

From the matters communicated with the directors, we determine those matters that were of most significance in the audit of the consolidated financial statements of the current period and are therefore the key audit matters. We describe these matters in our auditor's report unless law or regulation precludes public disclosure about the matter or when, in extremely rare circumstances, we determine that a matter should not be communicated in our report because the adverse consequences of doing so would reasonably be expected to outweigh the public interest benefits of such communication.

### **BDO Limited**

*Certified Public Accountants*

### **Tsui Ka Che, Norman**

Practising Certificate Number P05057

Hong Kong, 31 March 2023



# Consolidated Statement of Profit or Loss and Other Comprehensive Income

For the year ended 31 December 2022

	Notes	2022 HK\$'000	2021 HK\$000
Revenue	8	142,835	135,619
Cost of sales		(121,989)	(113,675)
<b>Gross profit</b>		<b>20,846</b>	21,944
Change in fair value of biological assets	20	(16,487)	(4,122)
Other income, net	9	4,492	4,919
Administrative expenses		(33,076)	(28,363)
Other operating (expenses)/income, net	10	(11,187)	24,650
Finance costs	11	(10,077)	(76,327)
<b>Loss before income tax</b>	12	<b>(45,489)</b>	(57,299)
Income tax expense	15	–	–
<b>Loss for the year</b>		<b>(45,489)</b>	(57,299)
<b>Other comprehensive (loss)/income, net of tax</b>			
<b>Item that may be reclassified subsequently to profit or loss:</b>			
Exchange differences arising on translation of foreign operation		(19,178)	53,501
Exchange differences reclassified to profit or loss upon a subsidiary wound-up		488	–
		(18,690)	53,501
<b>Total comprehensive loss for the year</b>		<b>(64,179)</b>	(3,798)
<b>Loss for the year attributable to:</b>			
Owners of the Company		(33,138)	(33,178)
Non-controlling interests		(12,351)	(24,121)
		(45,489)	(57,299)
<b>Total comprehensive loss for the year attributable to:</b>			
Owners of the Company		(39,161)	(3,065)
Non-controlling interests		(25,018)	(733)
		(64,179)	(3,798)
<b>Loss per share</b>	17	<b>HK Cents</b>	HK Cents
– Basic		(1.51)	(1.51)
– Diluted		(1.51)	(1.51)

# Consolidated Statement of Financial Position

As at 31 December 2022

	Notes	2022 HK\$'000	2021 HK\$000
<b>Non-current assets</b>			
Property, plant and equipment	18	6,368	6,686
Intangible asset	19	-	-
Right-of-use asset	29	-	-
<b>Total non-current assets</b>		<b>6,368</b>	6,686
<b>Current assets</b>			
Biological assets – growing cane	20	17,975	18,719
Inventories	21	33,299	37,926
Trade and other receivables	22	4,664	6,772
Bank balances, deposits and cash	23	44,734	81,162
<b>Total current assets</b>		<b>100,672</b>	144,579
<b>Total assets</b>		<b>107,040</b>	151,265
<b>Current liabilities</b>			
Trade and other payables	24	551,483	579,714
Contract liabilities		374	-
Lease liabilities	29	1,562	1,684
Amount due to non-controlling interests	26	582,581	534,608
<b>Total current liabilities</b>		<b>1,136,000</b>	1,116,006
<b>Net current liabilities</b>		<b>(1,035,328)</b>	(971,427)
<b>Total assets less current liabilities</b>		<b>(1,028,960)</b>	(964,741)
<b>Non-current liability</b>			
Lease liabilities	29	24,172	24,212
<b>NET LIABILITIES</b>		<b>(1,053,132)</b>	(988,953)
<b>Capital and reserves</b>			
Share capital	27	219,118	219,118
Reserves	28	(1,073,826)	(1,034,665)
Capital deficiency attributable to owners of the Company		(854,708)	(815,547)
Non-controlling interests		(198,424)	(173,406)
<b>TOTAL CAPITAL DEFICIENCY</b>		<b>(1,053,132)</b>	(988,953)

On behalf of the directors

**Zhang Zhaogang**  
Director

**Han Hong**  
Director

# Consolidated Statement of Changes in Equity

For the year ended 31 December 2022

	Attributable to owners of the Company (notes 27 and 28)						Non-controlling interests HK\$'000	Total HK\$'000
	Share capital HK\$'000	Share premium HK\$'000	Translation reserve HK\$'000	Special reserve HK\$'000	Accumulated losses HK\$'000	Total HK\$'000		
At 1 January 2021	219,118	708,392	(35,959)	(25,391)	(1,678,642)	(812,482)	(172,673)	(985,155)
Loss for the year	-	-	-	-	(33,178)	(33,178)	(24,121)	(57,299)
Other comprehensive income for the year								
– Exchange difference arising on translating foreign operation	-	-	30,113	-	-	30,113	23,388	53,501
Total comprehensive loss for the year	-	-	30,113	-	(33,178)	(3,065)	(733)	(3,798)
At 31 December 2021	219,118	708,392	(5,846)	(25,391)	(1,711,820)	(815,547)	(173,406)	(988,953)
At 1 January 2022	<b>219,118</b>	<b>708,392</b>	<b>(5,846)</b>	<b>(25,391)</b>	<b>(1,711,820)</b>	<b>(815,547)</b>	<b>(173,406)</b>	<b>(988,953)</b>
Loss for the year	-	-	-	-	(33,138)	(33,138)	(12,351)	(45,489)
Other comprehensive (loss)/income for the year								
– Exchange difference arising on translating foreign operation	-	-	(6,511)	-	-	(6,511)	(12,667)	(19,178)
– Exchange difference reclassified to profit or loss upon a subsidiary wound-up	-	-	488	-	-	488	-	488
	-	-	(6,023)	-	-	(6,023)	(12,667)	(18,690)
Total comprehensive loss for the year	-	-	(6,023)	-	(33,138)	(39,161)	(25,018)	(64,179)
At 31 December 2022	<b>219,118</b>	<b>708,392</b>	<b>(11,869)</b>	<b>(25,391)</b>	<b>(1,744,958)</b>	<b>(854,708)</b>	<b>(198,424)</b>	<b>(1,053,132)</b>

Note: Included in the capital deficiency attributable to non-controlling interests was a long-term quasi-equity loan from non-controlling interests of HK\$314,956,000 (2021: HK\$324,734,000).

# Consolidated Statement of Cash Flows

For the year ended 31 December 2022

	2022 HK\$'000	2021 HK\$000
<b>Cash flow from operating activities</b>		
Loss before income tax	(45,489)	(57,299)
Adjustments for:		
Depreciation	1,307	1,322
Change in fair value of biological assets	16,487	4,122
Impairment loss on property, plant and equipment	1,176	603
Write-down on inventory of spare parts for property, plant and equipment	10,011	–
Reversal of impairment loss on trade receivables	–	(25,253)
Loss on disposal of property, plant and equipment	299	–
Interest income	(103)	(52)
Finance costs	10,077	76,327
<b>Operating loss before working capital changes</b>	<b>(6,235)</b>	<b>(230)</b>
Increase in biological assets	(15,423)	(10,587)
Increase in inventories	(4,711)	(5,915)
Decrease in trade and other receivables	2,227	30,407
(Decrease)/increase in trade and other payables	(20,679)	1,833
Increase in contract liabilities	374	–
<b>Net cash (used in)/generated from operating activities</b>	<b>(44,447)</b>	<b>15,508</b>
<b>Cash flow from investing activities</b>		
Acquisition of property, plant and equipment	(2,338)	(1,226)
Interest received	103	52
<b>Net cash used in investing activities</b>	<b>(2,235)</b>	<b>(1,174)</b>
<b>Cash flow from financing activities (Note 25)</b>		
Repayment of other payables	(7,811)	–
Advance from non-controlling interests	28,576	–
Payment of lease liabilities	(2,097)	(2,100)
<b>Net cash generated from/(used in) financing activities</b>	<b>18,668</b>	<b>(2,100)</b>
<b>Net (decrease)/increase in cash and cash equivalents</b>	<b>(28,014)</b>	<b>12,234</b>
<b>Cash and cash equivalents at beginning of year</b>	<b>81,162</b>	<b>63,517</b>
<b>Effect of exchange rate changes on cash and cash equivalents</b>	<b>(8,414)</b>	<b>5,411</b>
<b>Cash and cash equivalents at end of year</b>	<b>44,734</b>	<b>81,162</b>
<b>CASH AND CASH EQUIVALENTS REPRESENT:</b>		
Bank balances and cash	44,416	80,848
Short-term fixed deposits maturing within three months	318	314
	<b>44,734</b>	<b>81,162</b>

# Notes to the Consolidated Financial Statements

For the year ended 31 December 2022

## 1. Corporate Information

Hua Lien International (Holding) Company Limited (the “**Company**”) was incorporated in the Cayman Islands as an exempted company with limited liability and its shares are listed on The Stock Exchange of Hong Kong Limited. The address of the registered office and principal place of business of the company are disclosed in the “Corporate information” section to the Annual Report. The directors consider its immediate holding company is China National Complete Plant Import & Export Group Corporation Limited (“**China Complant**”) and its ultimate parent Company is State Development & Investment Corp., Ltd.. Both are incorporated in the People’s Republic of China (the “**PRC**”).


The Company and its subsidiaries (collectively referred to as the “**Group**”) are principally engaged in provision of supporting services to sweetener business, cultivation of sugar cane and manufacturing of sugar and ethanol biofuel business.

## 2. Adoption of Hong Kong Financial Reporting Standards (“HKFRSs”)

### (a) Adoption of new or amended HKFRSs – effective on 1 January 2022

Amendments to HKAS 37	Onerous Contracts – Cost of Fulfilling a Contract
Amendments to HKFRS 1, HKFRS 9, HKFRS 16 and HKAS 41	Annual Improvements to 2018-2020 cycle
Amendments to HKAS 16	Proceed before Intended Use
Amendments to HKFRS 3	Reference to the Conceptual Framework

None of these amended HKFRSs effective on 1 January 2022 has a material impact on the Group’s results and financial position for the current or prior period. The Group has not early applied any new or amended HKFRSs that are not yet effective for the current accounting period. Impact on the applications of these new or amended HKFRSs are summarised below.



## 2. Adoption of HKFRSs (Continued)

### (b) New or revised HKFRSs that have been issued but are not yet effective

The following new or revised HKFRSs, potentially relevant to the Group's financial statements, have been issued, but are not yet effective and have not been early adopted by the Group. The Group's current intention is to apply these changes on the date they become effective.

Amendments to HKAS 1	Classification of Liabilities as Current or Non-current <sup>2</sup>
Amendments to HKAS 1	Non-current Liabilities with Covenants <sup>2</sup>
Amendments to HKAS 1 and HKFRS Practice Statement 2	Disclosure of Accounting Policies <sup>1</sup>
HK Interpretation 5 (2022)	Presentation of Financial Statements – Classification by the Borrower of a Term Loan that Contains a Repayment on Demand Clause <sup>2</sup>
Amendments to HKAS 8	Definition of Accounting Estimates <sup>1</sup>
Amendments to HKAS 12	Deferred Tax Related to Assets and Liabilities arising from a Single Transaction <sup>1</sup>
Amendments to HKFRS 16	Lease Liability in a Sale and Leaseback <sup>2</sup>
Amendments to HKFRS 10 and HKAS 28	Sale or contribution of assets between an investor and its associate or joint venture <sup>3</sup>
HKFRS 17	Insurance Contracts and the related Amendments <sup>1</sup>

<sup>1</sup> Effective for annual periods beginning on or after 1 January 2023

<sup>2</sup> Effective for annual periods beginning on or after 1 January 2024

<sup>3</sup> Effective for annual periods beginning on or after a date to be determined.

The directors of the Company do not anticipate that the applications of the amendments and revision in the future will have significant impacts on the financial statements.

## 3. Basis of Preparation

### (a) Statement of compliance

The financial statements have been prepared in accordance with all applicable HKFRSs, Hong Kong Accounting Standards (“**HKASs**”) and Interpretations (hereinafter collectively referred to as the “**HKFRS**”) and the disclosure requirements of the Hong Kong Companies Ordinance. In addition, the financial statements include applicable disclosures required by the Rules Governing the Listing of Securities on The Stock Exchange of Hong Kong Limited.

# Notes to the Consolidated Financial Statements

For the year ended 31 December 2022

## 3. Basis of Preparation *(Continued)*

### (b) Basis of measurement and going concern assumption

The consolidated financial statements have been prepared on a going concern basis even though the Group incurred a net loss of HK\$45,489,000 and net cash used in operating activities of HK\$44,447,000 for the year ended 31 December 2022, and as of that date, the Group had net current liabilities and net liabilities of HK\$1,035,328,000 and HK\$1,053,132,000 respectively. These conditions may cast significant doubt about the Group's ability to continue as a going concern.

In view of these circumstances and for the purpose of assessing the appropriateness of the use of the going concern basis in the preparation of the consolidated financial statements, the directors have prepared a cash flow forecast ("**Forecast**") covering a period of 12 months from the date of approval of these consolidated financial statements for issue. In preparing the Forecast, careful considerations are given to the future liquidity and performance of the Group and its available sources of finance and also the following measures:

- The substantial shareholder of the Company, COMPLANT International Sugar Industry Co., Ltd. ("**COMPLANT**"), had granted an irrevocable supplemental undertaking (the "**Supplemental Undertaking**") on 28 December 2021 in favour of the Company. Pursuant to the Supplemental Undertaking, conditional upon the entering into of an agreement for a formal repayment plan, COMPLANT will not demand repayment of or performance of obligations under the amount payable on demand of HK\$525,889,000 (note 24) until 31 December 2023 (the "**Extended Period**");
- COMPLANT has undertaken to provide continuing financial support and will not recall any of the amount due to it until the Group is able to pay its other creditors in the normal course of business, in order to maintain the Group as a going concern; and
- The Company will take the Extended Period to improve its business performance to enable the Company to bargain for more favourable terms when restructuring the loan.

Assuming the successful implementation of the above measures, the directors were of the opinion that the Group would have sufficient financial resources to finance the operations and meet its financial obligations as and when they fall due. Accordingly, it is appropriate to prepare the consolidated financial statements on a going concern basis notwithstanding that a material uncertainty exists related to the above conditions that may cast significant doubt about the Group's ability to continue as a going concern and, therefore, that it may be unable to realise its assets and discharge its liabilities in the normal course of business.

Should the going concern assumption be inappropriate, adjustments may have to be made to write down the values of assets to their net realisable amounts, to provide for any further liabilities that might arise, and to reclassify non-current assets and non-current liabilities as current assets and current liabilities, respectively. The effects of these adjustments have not been reflected in the consolidated financial statements.

### 3. Basis of Preparation *(Continued)*

#### (c) Functional and presentation currency

The financial statements are presented in Hong Kong dollars (“**HK\$**”), which is the same as the functional currency of the Company and all amounts are rounded to the nearest thousand (“**HK\$’000**”) except otherwise indicated.

### 4. Significant Accounting Policies

#### (a) Business combinations and basis of consolidation

The consolidated financial statements comprise the financial statements of the Company and its subsidiaries (“**the Group**”). Inter-company transactions and balances between group companies together with unrealised profits are eliminated in full in preparing the consolidated financial statements. Unrealised losses are also eliminated unless the transaction provides evidence of impairment on the asset transferred, in which case the loss is recognised in profit or loss.

The results of subsidiaries acquired or disposed of during the year are included in the consolidated statement of profit or loss and other comprehensive income from the dates of acquisition or up to the dates of disposal, as appropriate. Where necessary, adjustments are made to the financial statements of subsidiaries to bring their accounting policies into line with those used by other members of the Group.

Acquisition of subsidiaries or businesses is accounted for using the acquisition method. The cost of an acquisition is measured at the aggregate of the acquisition-date fair value of assets transferred, liabilities incurred and equity interests issued by the Group, as the acquirer. The identifiable assets acquired and liabilities assumed are principally measured at acquisition-date fair value. The Group’s previously held equity interest in the acquiree is re-measured at acquisition-date fair value and the resulting gains or losses are recognised in profit or loss. The Group may elect, on a transaction-by-transaction basis, to measure the non-controlling interests that represent present ownership interests in the subsidiary either at fair value or at the proportionate share of the acquiree’s identifiable net assets. All other non-controlling interests are measured at fair value unless another measurement basis is required by HKFRSs. Acquisition-related costs incurred are expensed unless they are incurred in issuing equity instruments in which case the costs are deducted from equity.

Any contingent consideration to be transferred by the acquirer is recognised at acquisition-date fair value. Subsequent adjustments to consideration are recognised against goodwill only to the extent that they arise from new information obtained within the measurement period (a maximum of 12 months from the acquisition date) about the fair value at the acquisition date. All other subsequent adjustments to contingent consideration classified as an asset or a liability are recognised in profit or loss.

Contingent consideration balances arising from business combinations whose acquisition dates preceded 1 January 2010 (i.e. the date the Group first applied HKFRS 3 (2008)) have been accounted for in accordance with the transition requirements in the standard. Such balances are not adjusted upon first application of the standard. Subsequent revisions to estimates of such consideration are treated as adjustments to the cost of these business combinations and are recognised as part of goodwill.



# Notes to the Consolidated Financial Statements

For the year ended 31 December 2022

## 4. Significant Accounting Policies *(Continued)*

### (a) Business combinations and basis of consolidation *(Continued)*

Changes in the Group's interests in subsidiaries that do not result in a loss of control are accounted for as equity transactions. The carrying amounts of the Group's interest and the non-controlling interest are adjusted to reflect the changes in their relative interests in the subsidiaries. Any difference between the amount by which the non-controlling interest is adjusted and the fair value of the consideration paid or received is recognised directly in equity and attributed to owners of the Company.

When the Group loses control of a subsidiary, the profit or loss on disposal is calculated as the difference between (i) the aggregate of the fair value of the consideration received and the fair value of any retained interest and (ii) the previous carrying amount of the assets (including goodwill), and liabilities of the subsidiary and any non-controlling interest. Amounts previously recognised in other comprehensive income in relation to the subsidiary are accounted for in the same manner as would be required if the relevant assets or liabilities were disposed of.

Subsequent to acquisition, the carrying amount of non-controlling interests that represent present ownership interests in the subsidiary is the amount of those interests at initial recognition plus such non-controlling interest's share of subsequent changes in equity. Total comprehensive income is attributed to such non-controlling interests even if this results in those non-controlling interests having a deficit balance.

### (b) Subsidiaries

A subsidiary is an investee over which the Company is able to exercise control. The Company controls an investee if all three of the following elements are present: power over the investee, exposure, or rights, to variable returns from the investee, and the ability to use its power to affect those variable returns. Control is reassessed whenever facts and circumstances indicate that there may be a change in any of these elements of control.

In the Company's statement of financial position, investments in subsidiaries are stated at cost less impairment loss, if any. The results of subsidiaries are accounted for by the Company on the basis of dividend received and receivable.

### (c) Property, plant and equipment

Property, plant and equipment are stated at cost less accumulated depreciation and accumulated impairment losses.

The cost of property, plant and equipment includes its purchase price and the costs directly attributable to the acquisition of the items.

Subsequent costs are included in the asset's carrying amount or recognised as a separate asset, as appropriate, only when it is probable that future economic benefits associated with the item will flow to the Group and the cost of the item can be measured reliably. The carrying amount of the replaced part is derecognised. All other repairs and maintenance are recognised as an expense in profit or loss during the financial period in which they are incurred.

## 4. Significant Accounting Policies *(Continued)*

### (c) Property, plant and equipment *(Continued)*

Property, plant and equipment are depreciated so as to write off their cost or valuation net of expected residual value over their estimated useful lives on a straight-line basis. The useful lives, residual value and depreciation method are reviewed, and adjusted if appropriate, at the end of each reporting period. Freehold land is not depreciated. The useful lives are as follows:

Buildings	20 years
Furniture and equipment	4 to 10 years
Computers	4 years
Plant and machinery	10 years
Motor vehicles	4 years
Bearer plants	3 to 7 years

Construction in progress is stated at cost less impairment losses. Cost comprises direct costs of construction as well as borrowing costs capitalized during the periods of construction and installation. Capitalization of these costs ceases and the construction in progress is transferred to the appropriate class of property, plant and equipment when substantially all the activities necessary to prepare the assets for their intended use are completed. No depreciation is provided for in respect of construction in progress until it is completed and ready for its intended use.

An asset is written down immediately to its recoverable amount if its carrying amount is higher than the asset's estimated recoverable amount.

The gain or loss on disposal of an item of property, plant and equipment is the difference between the net sale proceeds and its carrying amount, and is recognised in profit or loss on disposal.

### (d) Leasing

All leases (irrespective of they are operating leases or finance leases) are required to be capitalised in the statement of financial position as right-of-use assets and lease liabilities, but accounting policy choices exist for an entity to choose not to capitalise (i) leases which are short-term leases and/or (ii) leases for which the underlying asset is of low-value. The Group has elected not to recognise right-of-use assets and lease liabilities for low-value assets and leases for which at the commencement date have a lease term less than 12 months. The lease payments associated with those leases have been expensed on straight-line basis over the lease term.

#### (i) *Right-of-use asset*

The right-of-use asset should be recognised at cost and would comprise: (i) the amount of the initial measurement of the lease liability (see below for the accounting policy to account for lease liability); (ii) any lease payments made at or before the commencement date, less any lease incentives received; (iii) any initial direct costs incurred by the lessee and (iv) an estimate of costs to be incurred by the lessee in dismantling and removing the underlying asset to the condition required by the terms and conditions of the lease, unless those costs are incurred to produce inventories. The Group measures the right-of-use assets applying cost model. Under the cost model, the Group measures the right-to-use at cost, less any accumulated depreciation and any impairment losses, and adjusted for any remeasurement of lease liability.

# Notes to the Consolidated Financial Statements

For the year ended 31 December 2022

## 4. Significant Accounting Policies *(Continued)*

### (d) Leasing *(Continued)*

#### (i) *Right-of-use asset (Continued)*

The Group accounts for leasehold land and buildings that are held for rental or capital appreciation purpose under HKAS 40 and held for own use under HKAS 16 are carried at cost less accumulated depreciation and impairment losses. Other than the above right-of-use assets, the Group also has leased a number of properties under tenancy agreements which the Group exercises its judgement and determines that it is a separate class of asset apart from the leasehold land and buildings which is held for own use. As a result, the right-of-use asset arising from the properties under tenancy agreements are carried at depreciated cost.

#### (ii) *Lease liability*


The lease liability is recognised at the present value of the lease payments that are not paid at the date of commencement of the lease. The lease payments are discounted using the interest rate implicit in the lease, if that rate can be readily determined. If that rate cannot be readily determined, the Group uses the Group's incremental borrowing rate.

The following payments for the right-to-use the underlying asset during the lease term that are not paid at the commencement date of the lease are considered to be lease payments: (i) fixed payments less any lease incentives receivable; (ii) variable lease payments that depend on an index or a rate, initially measured using the index or rate as at commencement date; (iii) amounts expected to be payable by the lessee under residual value guarantees; (iv) the exercise price of a purchase option if the lessee is reasonably certain to exercise that option and (v) payments of penalties for terminating the lease, if the lease term reflects the lessee exercising an option to terminate the lease.

Subsequent to the commencement date, the Group measures the lease liability by: (i) increasing the carrying amount to reflect interest on the lease liability; (ii) reducing the carrying amount to reflect the lease payments made; and (iii) remeasuring the carrying amount to reflect any reassessment or lease modifications, e.g., a change in future lease payments arising from change in an index or rate, a change in the lease term, a change in the in substance fixed lease payments or a change in assessment to purchase the underlying asset.

#### (iii) *Accounting as a lessor*

Rental income from operating leases is recognised in profit or loss on a straight-line basis over the term of the relevant lease. Initial direct costs incurred in negotiating and arranging an operating lease are added to the carrying amount of the leased asset and recognised as an expense on the straight-line basis over the lease term.



## 4. Significant Accounting Policies *(Continued)*

### (e) Intangible asset

#### (i) *Acquired intangible asset*

The intangible asset represented non-contractual customer lists and relationship was stated in the consolidated statement of financial position at cost less accumulated amortisation (where the estimated useful life is other than indefinite) and accumulated impairment losses. Amortisation of intangible asset is charged to profit or loss on a straight line basis over its estimated useful life unless such life is indefinite. The customer relationship is amortised from the date they are available for use and its estimated useful life is 20 years. Both the period and method of amortisation and any conclusion drawn about the useful life of the patent are reviewed annually.

#### (ii) *Impairment*

Intangible assets with indefinite useful lives and intangible assets not yet available for use are tested for impairment annually by comparing their carrying amounts with their recoverable amounts, irrespective of whether there is any indication that they may be impaired. If the recoverable amount of an asset is estimated to be less than its carrying amount, the carrying amount of the asset is reduced to its recoverable amount.

An impairment loss is recognised as an expense immediately. When an impairment loss subsequently reverses, the carrying amount of the asset is increased to the revised estimate of its recoverable amount, but so that the increased carrying amount does not exceed the carrying amount that would have been determined had no impairment loss been recognised for the asset in prior years.

### (f) Financial instruments

#### (i) *Financial assets*

A financial asset (unless it is a trade receivable without a significant financing component) is initially measured at fair value plus, for an item not at fair value through profit or loss (“**FVTPL**”), transaction costs that are directly attributable to its acquisition or issue. A trade receivable without a significant financing component is initially measured at the transaction price.

All regular way purchases and sales of financial assets are recognised on the trade date, that is, the date that the Group commits to purchase or sell the asset. Regular way purchases or sales are purchases or sales of financial assets that require delivery of assets within the period generally established by regulation or convention in the market place.

Financial assets with embedded derivatives are considered in their entirety when determining whether their cash flows are solely payment of principal and interest.

**Amortised cost:** Assets that are held for collection of contractual cash flows where those cash flows represent solely payments of principal and interest are measured at amortised cost. Financial assets at amortised cost are subsequently measured using the effective interest rate method. Interest income, foreign exchange gains and losses and impairment are recognised in profit or loss. Any gain on derecognition is recognised in profit or loss.

# Notes to the Consolidated Financial Statements

For the year ended 31 December 2022

## 4. Significant Accounting Policies *(Continued)*

### (f) Financial instruments *(Continued)*

#### (ii) Impairment loss on financial assets

The Group recognises loss allowances for expected credit losses (“ECLs”) on trade receivables. The ECLs are measured on either of the following bases: (1) 12-month ECL: these are the ECLs that result from possible default events within the 12 months after the reporting date; and (2) lifetime ECLs: these are ECLs that result from all possible default events over the expected life of a financial instrument. The maximum period considered when estimating ECLs is the maximum contractual period over which the Group is exposed to credit risk.

ECLs are a probability-weighted estimate of credit losses. Credit losses are measured as the difference between all contractual cash flows that are due to the Group in accordance with the contract and all the cash flows that the Group expects to receive. The shortfall is then discounted at an approximation to the assets’ original effective interest rate.

For other debt financial assets, the ECLs are based on the 12-month ECLs. However, when there has been a significant increase in credit risk since origination, the allowance will be based on the lifetime ECLs.

When determining whether the credit risk of a financial asset has increased significantly since initial recognition and when estimating ECLs, the Group considers reasonable and supportable information that is relevant and available without undue cost or effort. This includes both quantitative and qualitative information analysis, based on the Group’s historical experience and informed credit assessment and including forward-looking information.

The Group assumes that the credit risk on a financial asset has increased significantly if it is more than 30 days past due, unless the Group has reasonable and supportable information that demonstrates otherwise.

The Group considers a financial asset to be credit-impaired when: (1) the borrower is unlikely to pay its credit obligations to the Group in full, without recourse by the Group to actions such as realising security (if any is held); or (2) the financial asset is more than 90 days past due, unless the Group has reasonable and supportable information to demonstrate that a more lagging default criteria is more appropriate.

Interest income on credit-impaired financial assets is calculated based on the amortised cost (i.e. the gross carrying amount less loss allowance) of the financial asset. For non credit-impaired financial assets, interest income is calculated based on the gross carrying amount.

## 4. Significant Accounting Policies *(Continued)*

### (f) Financial instruments *(Continued)*

#### (iii) Financial liabilities

The Group classifies its financial liabilities, depending on the purpose for which the liabilities were incurred. Financial liabilities at FVTPL are initially measured at fair value and financial liabilities at amortised costs are initially measured at fair value, net of directly attributable costs incurred.

#### Financial liabilities at FVTPL

Financial liabilities at FVTPL include financial liabilities held for trading and financial liabilities designated upon initial recognition as at FVTPL.

Financial liabilities are classified as held for trading if they are acquired for the purpose of sale in the near term. Derivatives, including separated embedded derivatives, are also classified as held for trading unless they are designated as effective hedging instruments. Gains or losses on liabilities held for trading are recognised in profit or loss.

Where a contract contains one or more embedded derivatives, the entire hybrid contract may be designated as a financial liability at FVTPL, except where the embedded derivative does not significantly modify the cash flows or it is clear that separation of the embedded derivative is prohibited.

Financial liabilities may be designated upon initial recognition as at FVTPL if the following criteria are met: (i) the designation eliminates or significantly reduces the inconsistent treatment that would otherwise arise from measuring the liabilities or recognising gains or losses on them on a different basis; (ii) the liabilities are part of a group of financial liabilities which are managed and their performance evaluated on a fair value basis, in accordance with a documented risk management strategy; or (iii) the financial liability contains an embedded derivative that would need to be separately recorded.

Subsequent to initial recognition, financial liabilities at FVTPL are measured at fair value, with changes in fair value recognised in profit or loss in the period in which they arise, except for the gains and losses arising from the Group's own credit risk which are presented in other comprehensive income with no subsequent reclassification to the statement of profit or loss. The net fair value gain or loss recognised in the statement of profit or loss does not include any interest charged on these financial liabilities.

#### Liabilities at amortised cost

Financial liabilities at amortised cost including trade and other payables, amount due to non-controlling interests, and lease liabilities are subsequently measured at amortised cost, using the effective interest method. The related interest expense is recognised in profit or loss.

Gains or losses are recognised in profit or loss when the liabilities are derecognised as well as through the amortisation process.

# Notes to the Consolidated Financial Statements

For the year ended 31 December 2022

## 4. Significant Accounting Policies *(Continued)*

### (f) Financial instruments *(Continued)*

#### (iv) *Effective interest rate method*

The effective interest method is a method of calculating the amortised cost of a financial asset or financial liability and of allocating interest income or interest expense over the relevant period. The effective interest rate is the rate that exactly discounts estimated future cash receipts or payments through the expected life of the financial asset or liability, or where appropriate, a shorter period.

#### (v) *Equity instruments*

Equity instruments issued by the Company are recorded at the proceeds received, net of direct issue costs.

#### (vi) *Derecognition*

The Group derecognises a financial asset when the contractual rights to the future cash flows in relation to the financial asset expire or when the financial asset has been transferred and the transfer meets the criteria for derecognition in accordance with HKFRS 9.


Financial liabilities are derecognised when the obligation specified in the relevant contract is discharged, cancelled or expires.

Where the Group issues its own equity instruments to a creditor to settle a financial liability in whole or in part as a result of renegotiating the terms of that liability, the equity instruments issued are the consideration paid and are recognised initially and measured at their fair value on the date the financial liability or part thereof is extinguished. If the fair value of the equity instruments issued cannot be reliably measured, the equity instruments are measured to reflect the fair value of the financial liability extinguished. The difference between the carrying amount of the financial liability or part thereof extinguished and the consideration paid is recognised in profit or loss for the year.

### (g) Biological assets

Biological assets are living plants involved in the agricultural activities of the transformation of biological assets into agricultural produce for sale or into additional biological assets. Biological assets are measured at fair value less costs to sell at initial recognition and at the end of each reporting period while agricultural produce are measured at fair value less costs to sell at the point of harvest, which is deemed as the cost at that date when the agricultural produce becomes inventory or additional biological assets.

If an active market exists for a biological asset or agricultural produce with reference to comparable species, growing condition and expected yield of the crops, the quoted price in that market is adopted for determining the fair value of that asset. If an active market does not exist, the Group uses the most recent market transaction price, provided that there has not been a significant change in economic circumstances between the transaction date and the end of reporting period, or the market prices for similar assets adjusted to reflect differences to determine fair values or as determined by independent professional valuers. The gain or loss arising on initial recognition and subsequent changes in fair values less costs to sell of biological assets is recognised in profit or loss in the period in which it arises.



## 4. Significant Accounting Policies *(Continued)*

### (g) Biological assets *(Continued)*

Growing cane is accounted for as biological assets. Biological assets are stated at fair value with any resultant gain or loss recognised in the consolidated statement of profit or loss and other comprehensive income. Growing cane will be written off in the period the sugar production is expected to generate revenue.

Growing cane, which are valued at fair value based on estimated sucrose content, age and market price, less estimated harvesting and transport costs.

### (h) Inventories

Inventories are initially recognised at cost, and subsequently at the lower of cost and net realisable value. Cost comprises all costs of purchase, costs of conversion and other costs incurred in bringing the inventories to their present location and condition. Cost is calculated using the first-in first out method. Net realisable value represents the estimated selling price in the ordinary course of business less the estimated costs of completion and the estimated costs necessary to make the sale.

### (i) Revenue recognition

Revenue from contracts with customers is recognised when control of goods or services is transferred to the customers at an amount that reflects the consideration to which the Group expects to be entitled in exchange for those goods or services, excluding those amounts collected on behalf of third parties. Revenue excludes value added tax or other sales taxes and is after deduction of any trade discounts.

Depending on the terms of the contract and the laws that apply to the contract, control of the goods or service may be transferred over time or at a point in time. Control of the goods or service is transferred over time if the Group's performance:

- provides all of the benefits received and consumed simultaneously by the customer;
- creates or enhances an asset that the customer controls as the Group performs; or
- does not create an asset with an alternative use to the Group and the Group has an enforceable right to payment for performance completed to date.

If control of the goods or services transfers over time, revenue is recognised over the period of the contract by reference to the progress towards complete satisfaction of that performance obligation. Otherwise, revenue is recognised at a point in time when the customer obtains control of the goods or service.



# Notes to the Consolidated Financial Statements

For the year ended 31 December 2022

## 4. Significant Accounting Policies *(Continued)*

### (i) Revenue recognition *(Continued)*

When the contract contains a financing component which provides the customer a significant benefit of financing the transfer of goods or services to the customer for more than one year, revenue is measured at the present value of the amounts receivable, discounted using the discount rate that would be reflected in a separate financing transaction between the Group and the customer at contract inception. Where the contract contains a financing component which provides a significant financing benefit to the Group, revenue recognised under that contract includes the interest expense accreted on the contract liability under the effective interest method. For contracts where the period between the payment and the transfer of the promised goods or services is one year or less, the transaction price is not adjusted for the effects of a significant financing component, using the practical expedient in HKFRS 15.

#### *(i) Sales of goods, including sugar, molasses, consumable chemicals and fertiliser*

Customers obtain control of the goods when the goods are delivered to and have been accepted. Revenue is thus recognised upon when the customers accepted the goods. There is generally only one performance obligation.

#### *(ii) Other income*

Interest income is accrued on a time basis on the principal outstanding at the applicable interest rate.

Rental income under operating leases is recognised on a straight-line basis over the term of the relevant lease.

#### *Contract liabilities*

A contract liability represents the Group's obligation to transfer goods to a customer for which the Group has received consideration (or an amount of consideration is due) from the customer.

## 4. Significant Accounting Policies *(Continued)*

### (j) Foreign currency

Transactions entered into by the Group in currencies other than the currency of the primary economic environment in which they operate (the “**functional currency**”) are recorded at the rates ruling when the transactions occur. Foreign currency monetary assets and liabilities are translated at the rates ruling at the end of reporting period. Non-monetary items carried at fair value that are denominated in foreign currencies are retranslated at the rates prevailing on the date when the fair value was determined. Non-monetary items that are measured in terms of historical cost in a foreign currency are not retranslated.

Exchange differences arising on the settlement of monetary items, and on the translation of monetary items, are recognised in profit or loss in the period in which they arise. Exchange differences arising on the retranslation of non-monetary items carried at fair value are included in profit or loss for the period except for differences arising on the retranslation of non-monetary items in respect of which gains and losses are recognised in other comprehensive income, in which case, the exchange differences are also recognised in other comprehensive income.

On consolidation, income and expense items of foreign operations are translated into the presentation currency of the Group (i.e. Hong Kong dollars) at the average exchange rates for the year, unless exchange rates fluctuate significantly during the period, in which case, the rates approximating to those ruling when the transactions took place are used. All assets and liabilities of foreign operations are translated at the rate ruling at the end of reporting period. Exchange differences arising, if any, are recognised in other comprehensive income and accumulated in equity as foreign exchange reserve (attributed to non-controlling interests as appropriate). Exchange differences recognised in profit or loss of group entities’ separate financial statements on the translation of long-term monetary items forming part of the Group’s net investment in the foreign operation concerned are reclassified to other comprehensive income and accumulated in equity as exchange reserve.

On disposal of a foreign operation, the cumulative exchange differences recognised in the exchange reserve relating to that operation up to the date of disposal are reclassified to profit or loss as part of the profit or loss on disposal.

Goodwill and fair value adjustments on identifiable assets acquired arising on an acquisition of a foreign operation on or after 1 January 2005 are treated as assets and liabilities of that foreign operation and translated at the rate of exchange prevailing at the end of reporting period. Exchange differences arising are recognised in the exchange reserve.

### (k) Borrowing costs

Borrowing costs directly attributable to the acquisition, construction or production of qualifying assets, which are assets that necessarily take a substantial period of time to get ready for their intended use or sale, are added to the cost of those assets, until such time as the assets are substantially ready for their intended use or sale.

All other borrowing costs are recognised in profit or loss in the period in which they are incurred.

# Notes to the Consolidated Financial Statements

For the year ended 31 December 2022

## 4. Significant Accounting Policies *(Continued)*

### (l) Employee benefits

#### (i) Short term employee benefits

Short term employee benefits are employee benefits (other than termination benefits) that are expected to be settled wholly before twelve months after the end of the annual reporting period in which the employees render the related service. Short term employee benefits are recognised in the year when the employees render the related service.

#### (ii) Defined contribution retirement plan

Contributions to defined contribution retirement plans are recognised as an expense in profit or loss when the services are rendered by the employees.

#### (iii) Termination benefits

Termination benefits are recognised on the earlier of when the Group can no longer withdraw the offer of those benefits and when the Group recognises restructuring costs involving the payment of termination benefits.


### (m) Income taxes

Income taxes for the year comprise current tax and deferred tax.

Current tax is based on the profit or loss from ordinary activities adjusted for items that are non-assessable or disallowable for income tax purposes and is calculated using tax rates that have been enacted or substantively enacted at the end of reporting period.

Deferred tax is recognised in respect of temporary differences between the carrying amounts of assets and liabilities for financial reporting purposes and the corresponding amounts used for tax purposes. Except for goodwill and recognised assets and liabilities that affect neither accounting nor taxable profits, deferred tax liabilities are recognised for all taxable temporary differences. Deferred tax assets are recognised to the extent that it is probable that taxable profits will be available against which deductible temporary differences can be utilised. Deferred tax is measured at the tax rates appropriate to the expected manner in which the carrying amount of the asset or liability is realised or settled and that have been enacted or substantively enacted at the end of reporting period.

An exception to the general requirement on determining the appropriate tax rate used in measuring deferred tax amount is when an investment property is carried at fair value under HKAS 40 "Investment Property". Unless the presumption is rebutted, the deferred tax amounts on these investment properties are measured using the tax rates that would apply on sale of these investment properties at their carrying amounts at the reporting date. The presumption is rebutted when the investment property is depreciable and is held within a business model whose objective is to consume substantially all the economic benefits embodied in the property over time, rather than through sale.



## 4. Significant Accounting Policies *(Continued)*

### (n) Cash and cash equivalents

For the purpose of the consolidated statement of cash flows, cash and cash equivalents comprise cash on hand and bank deposits, and short term highly liquid investments which are readily convertible into known amounts of cash and which are subject to an insignificant risk of changes in value, and have a short maturity of generally within three months when acquired, less bank overdrafts which are repayable on demand and form an integral part of the Group's cash management.

For the purpose of the statement of financial positions, cash and bank balances comprise cash on hand and at banks, including term deposits, which are not restricted as to use.

### (o) Impairment of assets (other than financial assets)

At the end of each reporting period, the Group reviews the carrying amounts of the following assets to determine whether there is any indication that those assets have suffered an impairment loss or an impairment loss previously recognised no longer exists or may have decreased:

- property, plant and equipment under cost model;
- interests in leasehold land held for own use under operating leases; and
- investments in subsidiaries

If the recoverable amount (i.e. the greater of the fair value less costs of disposal and value in use) of an asset is estimated to be less than its carrying amount, the carrying amount of the asset is reduced to its recoverable amount. An impairment loss is recognised as an expense immediately.

Where an impairment loss subsequently reverses, the carrying amount of the asset is increased to the revised estimate of its recoverable amount, to the extent that the increased carrying amount does not exceed the carrying amount that would have been determined had no impairment loss been recognised for the asset in prior years. A reversal of an impairment loss is recognised as income immediately.

Value in use is based on the estimated future cash flows expected to be derived from the asset or cash generating unit (see note 4(c)), discounted to their present value using a pre-tax discount rate that reflects current market assessments of the time value of money and the risks specific to the asset or cash generating unit.

# Notes to the Consolidated Financial Statements

For the year ended 31 December 2022

## 4. Significant Accounting Policies *(Continued)*

### (p) Capitalisation of borrowing costs

Borrowing costs attributable directly to the acquisition, construction or production of qualifying assets which require a substantial period of time to be ready for their intended use or sale, are capitalised as part of the cost of those assets. Income earned on temporary investments of specific borrowings pending their expenditure on those assets is deducted from borrowing costs capitalised. All other borrowing costs are recognised in profit or loss in the period in which they are incurred.

### (q) Provisions and contingent liabilities

Provisions are recognised for liabilities of uncertain timing or amount when the Group has a legal or constructive obligation arising as a result of a past event, which it is probable will result in an outflow of economic benefits that can be reliably estimated.

Where it is not probable that an outflow of economic benefits will be required, or the amount cannot be estimated reliably, the obligation is disclosed as a contingent liability, unless the probability of outflow of economic benefits is remote. Possible obligations, the existence of which will only be confirmed by the occurrence or non-occurrence of one or more future events, are also disclosed as contingent liabilities unless the probability of outflow of economic benefits is remote.

### (r) Related parties

- (a) A person or a close member of that person's family is related to the Group if that person:
  - (i) has control or joint control over the Group;
  - (ii) has significant influence over the Group; or
  - (iii) is a member of key management personnel of the Group or the Company's parent.

## 4. Significant Accounting Policies *(Continued)*

### (r) Related parties *(Continued)*

- (b) An entity is related to the Group if any of the following conditions apply:
- (i) The entity and the Group are members of the same group (which means that each parent, subsidiary and fellow subsidiary is related to the others).
  - (ii) One entity is an associate or joint venture of the other entity (or an associate or joint venture of a member of a group of which the other entity is a member).
  - (iii) Both entities are joint ventures of the same third party.
  - (iv) One entity is a joint venture of a third entity and the other entity is an associate of the third entity.
  - (v) The entity is a post-employment benefit plan for the benefit of the employees of the Group or an entity related to the Group.
  - (vi) The entity is controlled or jointly controlled by a person identified in (a).
  - (vii) A person identified in (a)(i) has significant influence over the entity or is a member of key management personnel of the entity (or of a parent of the entity).
  - (viii) The entity, or any member of a group of which it is a part, provides key management personnel services to the Group or to the Group's parent.

Close members of the family of a person are those family members who may be expected to influence, or be influenced by, that person in their dealings with the entity and include:

- (i) that person's children and spouse or domestic partner;
- (ii) children of that person's spouse or domestic partner; and
- (iii) dependents of that person or that person's spouse or domestic partner.

# Notes to the Consolidated Financial Statements

For the year ended 31 December 2022

## 5. Critical Accounting Judgments and Key Sources of Estimation Uncertainty

In the application of the Group's accounting policies, which are described in note 4, management is required to make judgements, estimates and assumptions about the carrying amounts of assets and liabilities that are not readily apparent from other sources. The estimates and underlying assumptions are based on historical experience and other factors that are considered to be relevant. Actual results may differ from these estimates.

The estimates and underlying assumptions are reviewed on an ongoing basis. Revisions to accounting estimates are recognised in the period in which the estimate is revised if the revision affects only that period, or in the period of the revision and future periods if the revision affects both current and future periods.

### Key sources of estimation uncertainty

The following are the key assumptions concerning the future, and other key sources of estimation uncertainty at the end of the reporting period, that have a significant risk of causing a material adjustment to the carrying amounts of assets and liabilities within the next financial year.

#### (a) *Fair values of biological assets*

As described in note 20, the directors of the Company use their judgements and estimates in determining the fair value of biological assets. The fair values are determined using a discounted cash flow valuation technique based on assumptions including the estimated market prices and estimated yields. These inputs involved critical estimate because there is presently an absence of effective financial instruments for hedging against the pricing risks from the unexpected volatility in market prices and the estimated yield is also strongly affected by the unusual agricultural hazards like fire and other natural occurrences like hurricane and the forces of nature like drought. At 31 December 2022, the fair value of the Group's growing cane has been determined by independent valuation firm. The carrying amount of biological assets as at 31 December 2022 is HK\$17,975,000 (2021: HK\$18,719,000). Details of the assumptions used are disclosed in note 20.

#### (b) *Depreciation*

The Group depreciates the property, plant and equipment over their estimated useful life and after taking into account of their estimated residual values, using the straight line method. The estimated useful life reflects the directors' estimate of the periods that the Group intends to derive future economic benefits from the use of the Group's property, plant and equipment. The residual values reflect the directors' estimated amount that the Group would currently obtain from disposal of the assets, after deducting the estimated costs of disposal, if the assets were already of the age and in the condition expected at the end of its useful life.

## 5. Critical Accounting Judgments and Key Sources of Estimation Uncertainty *(Continued)*

### Key sources of estimation uncertainty *(Continued)*

#### (c) *Estimated impairment losses on trade receivables*

As disclosed in notes 7(b) and 22, the measurement of impairment losses under HKFRS 9 across all categories of financial assets requires judgement, in particular, the estimation of the amount and timing of future cash flows and collateral values when determining impairment losses and the assessment if a significant increase in credit risk. These estimates are driven by a number of factors, changes in which can result in different levels of allowances.

It has been the Group's policy to regularly review its models in the context of actual loss experience and adjust when necessary.

#### (d) *Impairment loss on property, plant and equipment*

At the end of the reporting period, the directors of the Company review the carrying amounts of its property, plant and equipment with finite useful lives and identified if there is indication that those assets may suffer an impairment loss. If impairment indicators are identified, the recoverable amounts of the assets are estimated in order to determine the extent of the impairment loss. The estimates of the recoverable amounts of the assets require the use of assumptions such as cash flow projections and discount rates to calculate the discounted present value of the future cash flows expected to arise from the continuing use of the property, plant and equipment and intangible assets and from its disposal at the end of its useful life.

As at 31 December 2022, the carrying amount of property, plant and equipment was HK\$6,368,000 (2021: HK\$6,686,000).

#### (e) *Fair value measurements and valuation processes*

A number of assets and liabilities included in the Group's consolidated financial statements require measurement at, and/or disclosure of, fair value.

The fair value measurement of the Group's financial and non-financial assets and liabilities utilises market observable inputs and data as far as possible. Inputs used in determining fair value measurements are categorised into different levels based on how observable the inputs used in the valuation technique utilised are (the 'fair value hierarchy'):

- Level 1: Quoted prices in active markets for identical items (unadjusted);
- Level 2: Observable direct or indirect inputs other than Level 1 inputs;
- Level 3: Unobservable inputs (i.e. not derived from market data).

The classification of an item into the above levels is based on the lowest level of the inputs used that has a significant effect on the fair value measurement of the item. Transfers of items between levels are recognised in the period they occur.

The Group measures the biological assets at fair value and please refer to note 20 for more detailed information.



# Notes to the Consolidated Financial Statements

For the year ended 31 December 2022

## 5. Critical Accounting Judgments and Key Sources of Estimation Uncertainty *(Continued)*

### Key sources of estimation uncertainty *(Continued)*

#### (f) *Going concern assumption*

As explained in note 3(b), information about the consolidated financial statements have been prepared on a going concern basis even though the Group incurred a net loss of HK\$45,489,000 and net cash used in operating activities of HK\$44,447,000 for the year ended 31 December 2022 and as of 31 December 2022, the Group had net current liabilities and net liabilities of HK\$1,035,328,000 and HK\$1,053,132,000 respectively. In view of these circumstances, the directors have given consideration to the future liquidity and performance of the Group and its available sources of finance in assessing whether the Group will have sufficient financial resources to continue as a going concern. Certain measures as stated in note 3(b) have been and are being taken to manage the Group's liquidity and to improve its financial position.

Should the Group be unable to continue as a going concern, adjustment would have to be made to restate the value of assets to their realisable amounts, to provide for further liabilities that might arise and to reclassify non-current assets and non-current liabilities as current assets and current liabilities. The effect of those potential adjustments has not been reflected in the consolidated financial statements.

## 6. Capital Risk Management

The Group's objectives of managing capital are to safeguard the Group's ability to continue as a going concern in order to provide returns for owners of the Company and benefits for other stakeholders and to maintain an optimal capital structure to reduce the cost of capital. In order to maintain or adjust the capital structure, the Group may adjust the amount of dividends paid to owners of the Company, return capital to owners of the Company, issue new shares or sell assets to reduce debt.

During the year, the Group's strategy remained unchanged. The Group monitors capital risk on the basis of the gearing ratio. This ratio is calculated as total borrowings divided by total equity.

The management considers the gearing ratio at the end of each reporting period was as follows:

	2022 HK\$'000	2021 HK\$'000
Total borrowings	1,134,204	1,094,204
Total capital deficiency	(854,708)	(815,547)
Total borrowings to total equity ratio	N/A	N/A

Total borrowings include other payable (note 24), amount due to non-controlling interests (note 26) and lease liabilities (note 29).

There was capital deficiency of HK\$854,708,000 as at 31 December 2022, calculation of gearing ratio as at 31 December 2022 was inappropriate.

## 7. Financial Risk Management

### (a) Categories of financial instruments

The carrying amounts of the Group's financial assets and financial liabilities as recognised at 31 December 2022 and 2021 were categorised as follows:

	2022 HK\$'000	2021 HK\$'000
<b>Financial assets</b>		
At amortised cost (including bank balances, deposits and cash)	47,781	86,522
<b>Financial liabilities</b>		
At amortised cost	1,134,064	1,114,322
Lease liabilities	25,734	25,896

### (b) Financial risk management objectives and policies

The Group's major financial instruments include trade and other receivables, bank balances, deposits and cash, trade and other payables, lease liabilities and amount due to non-controlling interests. Details of these financial instruments are disclosed in respective notes. The risks associated with these financial instruments and the policies on how to mitigate these risks are set out below. The management manages and monitors these exposures to ensure appropriate measures are implemented on a timely and effective manner.

#### *Market risk*

##### Foreign currency risk

The transactions of the Group's principal subsidiaries are denominated and settled in its respective functional currency. However, there are certain monetary assets and monetary liabilities denominated in foreign currencies in respect of the relevant group entities. The Group currently does not have a foreign currency hedging policy. However, the management monitors foreign exchange exposure and will consider hedging significant foreign currency exposure should the need arise.

The carrying amounts of the Group's foreign currency denominated monetary assets and monetary liabilities, which are considered as significant by the management, at the end of the reporting period are as follows:

	2022 HK\$'000	2021 HK\$'000
<b>Monetary assets</b>		
United States Dollar ("USD")	7,688	2,214
<b>Monetary liabilities</b>		
USD	608,315	560,504

# Notes to the Consolidated Financial Statements

For the year ended 31 December 2022

## 7. Financial Risk Management *(Continued)*

### (b) Financial risk management objectives and policies *(Continued)*

#### *Market risk (Continued)*

#### *Foreign currency risk (Continued)*

#### *Sensitivity analysis*

The following table details the Group's sensitivity to a 10% (2021: 10%) increase and decrease in the functional currencies of the relevant group entities against the relevant foreign currency monetary assets and liabilities. 10% (2021: 10%) is the sensitivity rate used when reporting foreign currency risk internally to key management personnel and represents management's assessment of the reasonably possible change in foreign exchange rates. The sensitivity analysis includes only outstanding foreign currency denominated monetary items and adjusts their translation at the end of the reporting period for a 10% (2021: 10%) change in foreign currency rates. A negative number below indicates an increase in post-tax loss for the year where the functional currency of the relevant group entity strengthen 10% (2021: 10%) against the relevant foreign currency. For a 10% (2021: 10%) weakening of the functional currency of the relevant group entity against the relevant foreign currency, there would be an equal and opposite impact on pre-tax loss for the year.

	Impact on profit or loss	
	2022 HK\$'000	2021 HK\$'000
USD	(60,063)	(55,829)

The above impacts are mainly attributable to the exposure outstanding on receivables, payables, amount due to non-controlling interest and bank balances in the respective foreign currency at year end.

#### *Interest rate risk*

The Group is exposed to cash flow interest rate risk in relation to variable-rate bank balances and amount due to non-controlling interest. Details of the bank balances and amount due to non-controlling interests are disclosed in notes 23 and 26, respectively.

The Group currently does not have an interest rate hedging policy. However, the management monitors interest rate exposure and will consider other necessary actions when significant interest rate exposure is anticipated.

## 7. Financial Risk Management *(Continued)*

### (b) Financial risk management objectives and policies *(Continued)*

#### *Market risk (Continued)*

##### *Interest rate risk (Continued)*

##### *Sensitivity analysis*

It is estimated that a general increase/decrease of 100 basis points in interest rates, with all other variables held constant, would increase/decrease (2021: increase/decrease) the Group's loss after tax and accumulated losses by approximately HK\$3,127,000 (2021: HK\$2,842,000) for the year. This is mainly attributable to the Group's exposure to interest rates on bank balances and amount due to non-controlling interests.

The sensitivity analysis above has been determined based on the exposure to interest rates for non-derivative instruments. The analysis is prepared assuming the financial instruments outstanding at the end of the reporting period were outstanding for the whole year. The 100 basis points (2021: 100 basis points) increase or decrease is used when reporting interest rate risk internally to key management personnel and represents management's assessment of a reasonably possible change in interest rates. The analysis is performed on the same basis for the year ended 31 December 2022.

##### *Credit risk*

The Group's credit risk is primarily attributable to its trade and other receivables. Management has a credit policy in place and the exposures to this credit risk is monitored on an ongoing basis.

In respect of trade and other receivables, individual credit evaluations are performed on all customers requiring credit over a certain amount. These evaluations focus on the customer's past history of making payments when due and current ability to pay, and take into account information specific to the customers as well as pertaining to the economic environment in which the customers operate. Ongoing credit evaluation is performed on the financial condition of trade customers. Trade receivables are due within 365 days, 30 days and 60 days from the date of billing for customers of supporting services of sweetener and ethanol business, raw sugar trading and molasses trading respectively. Debtors with balances that are more than 12 months past due are requested to settle all outstanding balances before any further credit is granted. Normally, the Group does not obtain collateral from customers.

The Group has concentration of credit risk on trade receivables as 1% (2021: 5%) of the total receivable was due from the Group's five largest customers. As at 31 December 2022, there was HK\$273,000 due from the Group's largest customer (2021: HK\$2,841,000). The Group's concentration of credit risk by geographical locations is mainly in Jamaica (2021: Jamaica), which accounted for 100% (2021: 100%) of the total trade receivables as at 31 December 2022.

In respect of deposits with banks, the Group mitigates its exposure to credit risk by placing deposits with financial institutions with high credit rating.

The Group measures loss allowances for trade receivables at an amount equal to lifetime ECLs, which is calculated using a provision matrix. As the Group's historical credit loss experience does not indicate significantly different loss patterns for different customer segments, the loss allowance based on past due status is not further distinguished between the Group's different customer bases.

# Notes to the Consolidated Financial Statements

For the year ended 31 December 2022

## 7. Financial Risk Management (Continued)

### (b) Financial risk management objectives and policies (Continued)

#### Credit risk (Continued)

The following table provides information about the Group's exposure to credit risk and ECLs for trade receivables at the end of the reporting period:

At 31 December 2022	Weighted average lifetime ECLs rate %	Gross carrying amounts HK\$'000	Lifetime ECLs HK\$'000	Net carrying amounts HK\$'000
Current (not past due)	0%*	309	–	309
1 – 90 days past due	0%*	69	–	69
91 – 180 days past due	0%*	451	–	451
181 – 365 days past due	0%*	1,301	–	1,301
		<b>2,130</b>	<b>–</b>	<b>2,130</b>
Individual assessment	100.0%	45,637	(45,637)	–
		<b>47,767</b>	<b>(45,637)</b>	<b>2,130</b>

\* The ECLs rate for trade receivables that are categorised as not past due, 1 – 90 days past due, 91 – 180 days past due and 181 – 365 days past due are assessed to be 0.1%, 2.1%, 19.1% and 36.0% respectively. The ECLs rate is reviewed, and adjusted if appropriate, at the end of each reporting period. Based on evaluation on ECLs rate and the carrying amount of trade receivables, the directors of the Company are of the opinion that the ECLs in respect of trade receivables are considered as immaterial.

At 31 December 2021	Weighted average lifetime ECLs rate %	Gross carrying amounts HK\$'000	Lifetime ECLs HK\$'000	Net carrying amounts HK\$'000
Current (not past due)	0%#	3,149	–	3,149
1 – 90 days past due	0%#	132	–	132
91 – 180 days past due	0%#	328	–	328
181 – 365 days past due	0%#	1,162	–	1,162
		<b>4,771</b>	<b>–</b>	<b>4,771</b>
Individual assessment	100.0%	57,157	(57,157)	–
		<b>61,928</b>	<b>(57,157)</b>	<b>4,771</b>

# The ECLs rate for trade receivables that are categorised as not past due, 1 – 90 days past due, 91 – 180 days past due and 181 – 365 days past due are assessed to be 0.2%, 0.9%, 7.3% and 25% respectively. The ECLs rate is reviewed, and adjusted if appropriate, at the end of each reporting period. Based on evaluation on ECLs rate and the carrying amount of trade receivables, the directors of the Company are of the opinion that the ECLs in respect of trade receivables are considered as immaterial.

## 7. Financial Risk Management *(Continued)*

### (b) Financial risk management objectives and policies *(Continued)*

#### *Credit risk (Continued)*

ECLs rates are based on actual loss experience over the past 3 years. These rates are adjusted to reflect differences between economic conditions during the period over which the historic data has been collected, current conditions and the group's view of economic conditions over the expected lives of the receivables.

Movement in the loss allowances in respect of trade receivables during the year was as follows:

	<b>2022</b> <b>HK\$'000</b>	2021 HK\$'000
At 1 January	<b>57,157</b>	82,067
Reversal of impairment loss for the year	–	(25,253)
Write-off upon a subsidiary wound-up	<b>(11,512)</b>	–
Exchange realignment	<b>(8)</b>	343
At 31 December	<b>45,637</b>	57,157

#### *Liquidity risk*

In the management of the liquidity risk, the Group regularly monitors its liquidity requirements and its compliance with lending covenants and ensure that it maintains sufficient reserves of cash to meet its liquidity requirements in the short and long term.

The following table details the Group's remaining contractual maturity for its non-derivative financial liabilities and based on the agreed repayment terms. The table has been drawn up based on the undiscounted cash flows of financial liabilities based on the earliest date on which the Group can be required to pay. The table includes both interest and principal cash flows. To the extent that interest rates are floating, the undiscounted amount is derived from interest rate curves at the end of the reporting period.

# Notes to the Consolidated Financial Statements

For the year ended 31 December 2022

## 7. Financial Risk Management *(Continued)*

### (b) Financial risk management objectives and policies *(Continued)*

#### *Liquidity risk (Continued)*


	Less than 1 year or on demand HK\$'000	Between 1 to 2 years HK\$'000	Between 2 to 5 years HK\$'000	Over 5 years HK\$'000	Total undiscounted cash flows HK\$'000	Carrying amount HK\$'000
<b>At 31 December 2022</b>						
Trade and other payables	551,483	-	-	-	551,483	551,483
Lease liabilities	2,097	2,097	6,291	68,309	78,794	25,734
Amount due to non-controlling interests	603,206	-	-	-	603,206	582,581
	<b>1,156,786</b>	<b>2,097</b>	<b>6,291</b>	<b>68,309</b>	<b>1,233,483</b>	<b>1,159,798</b>
<b>At 31 December 2021</b>						
Trade and other payables	579,714	-	-	-	579,714	579,714
Lease liabilities	2,100	2,100	6,300	72,612	83,112	25,896
Amount due to non-controlling interests	553,185	-	-	-	553,185	534,608
	1,134,999	2,100	6,300	72,612	1,216,011	1,140,218

#### *Environmental and climate change risk*

The Group's sugar business depends significantly on the ability to harvest sugar canes in the concession. The ability to harvest sugar canes and the growth of the sugar canes in the plantations may be affected by unfavourable local weather conditions and natural disasters. Weather conditions such as drought, flooding, disease outbreaks, cyclones and windstorms are examples of such events. The occurrence of severe weather conditions or natural disasters may diminish the supply of sugar canes available for harvesting in the concessions, or otherwise impede the Group's harvesting operations or the growth of the sugar canes in the plantations, which in turn may have a material adverse effect on the Group's ability to produce the products in sufficient quantities and in a timely manner.

The Group's geographic spread of farms allows a high degree of mitigation against adverse climate conditions such as drought, flooding and disease outbreaks. The Group has strong environmental policies and procedures in place to comply with environmental laws.

The seasonal nature of the cane farming business requires a high level of cash flows at different times of the year. The Group actively manages its working capital requirements and has secured credit facilities sufficient to meet its cash flow requirements.



## 7. Financial Risk Management *(Continued)*

### (c) Fair values

#### (i) *Fair values of financial instruments carried at other than fair value*

In respect of bank balances, deposits and cash, trade and other receivables, and trade and other payables, the carrying amounts approximate their fair value due to the relatively short-term nature of these financial instruments.

The aggregate carrying amounts of other financial liabilities carried on the consolidated statement of financial position are not materially different from their fair values as at 31 December 2022.

#### (ii) *Determination of the fair values of financial assets and financial liabilities*

The fair values of other financial assets and financial liabilities are determined in accordance with generally accepted pricing models based on discounted cash flow analysis using prices or rates from observable current market transactions as input.

## 8. Turnover and Segment Information

Turnover represents revenue arising from sale of goods, which is recognised at a point in time.

The Group's reportable and operating segments, based on information reported to the chief executive officer, being the chief operating decision maker, for the purpose of resource allocation and assessment of segment performance focuses on types of goods. No operating segments identified by the chief operating decision maker have been aggregated in arriving at the reportable segments of the Group.

Specifically, the Group's reportable and operating segments under HKFRS 8 are as follows:

- Supporting services to external customers in the sweetener and ethanol business (the “**Supporting services**”);
- Sugar cane growing and sugar manufacturing business (the “**Sugar business**”); and
- Ethanol biofuel business (the “**Ethanol business**”).



# Notes to the Consolidated Financial Statements

For the year ended 31 December 2022

## 8. Turnover and Segment Information *(Continued)*

The following is an analysis of the Group's revenue, results, assets and liabilities by reportable segments.

	Supporting services HK\$'000	Sugar business HK\$'000	Ethanol business HK\$'000	Total HK\$'000
<b>Year ended 31 December 2022</b>				
Segment revenue from contracts with customers:				
Segment revenue	–	142,835	–	142,835
Inter-segment sales	–	–	–	–
<b>Segment revenue</b>	<b>–</b>	<b>142,835</b>	<b>–</b>	<b>142,835</b>
Segment results	(252)	(40,727)	(1,167)	(42,146)
Unallocated corporate expenses, net				(3,343)
Loss before income tax				(45,489)
<b>At 31 December 2022</b>				
<b>Assets and liabilities</b>				
Segment assets	7,053	73,602	9,226	89,881
Corporate and other unallocated assets				17,159
<b>Total assets</b>				<b>107,040</b>
Segment liabilities	8,730	624,023	–	632,753
Corporate and other unallocated liabilities				527,419
<b>Total liabilities</b>				<b>1,160,172</b>

## 8. Turnover and Segment Information *(Continued)*

	Supporting services HK\$'000	Sugar business HK\$'000	Ethanol business HK\$'000	Total HK\$'000
<b>Year ended 31 December 2021</b>				
Segment revenue from contracts with customer:				
Segment revenue	–	135,619	–	135,619
Inter-segment sales	–	–	–	–
<b>Segment revenue</b>	–	135,619	–	135,619
Segment results	27,502	(80,776)	(4,064)	(57,338)
Unallocated corporate income, net				39
Loss before income tax				(57,299)
<b>At 31 December 2021</b>				
<b>Assets and liabilities</b>				
Segment assets	51,058	86,069	11,219	148,346
Corporate and other unallocated assets				2,919
<b>Total assets</b>				151,265
Segment liabilities	29,160	575,068	–	604,228
Corporate and other unallocated liabilities				535,990
<b>Total liabilities</b>				1,140,218

The accounting policies of the operating segments are the same as the Group's accounting policies described in Note 4. Segment results represent the results of each segment without allocation of central administration expenses, directors' remuneration, interest income and finance costs. This is the measure reported to the chief executive officer with respect to the resource allocation and performance assessment.

For the purposes of monitoring segment performance and allocating resources between segments:

- All assets are allocated to operating segment, other than certain bank balances and cash of head office.
- All liabilities are allocated to operating segments, other than other payables and accrued liabilities of head office.

# Notes to the Consolidated Financial Statements

For the year ended 31 December 2022

## 8. Turnover and Segment Information *(Continued)*

### Other reportable segment information

	Supporting services HK\$'000	Sugar business HK\$'000	Ethanol business HK\$'000	Total HK\$'000
<b>Year ended 31 December 2022</b>				
<b>Amounts included in the measure of segment result for segment assets:</b>				
Additions to property, plant and equipment	–	2,338	–	2,338
Depreciation	1	1,302	4	1,307
Impairment loss on property, plant and equipment	–	1,176	–	1,176
Write-down on inventory of spare parts for property, plant and equipment	–	10,011	–	10,011

### Year ended 31 December 2021

#### Amounts included in the measure of segment result for segment assets

Additions to property, plant and equipment	–	1,226	–	1,226
Depreciation	1	1,317	4	1,322
Impairment loss on property, plant and equipment	–	603	–	603
Reversal of impairment loss on trade receivables	(25,253)	–	–	(25,253)

### Geographic Information

#### Revenue from external customers

	2022 HK\$'000	2021 HK\$'000
Jamaica	132,860	123,650
The United States	9,975	11,969
	<b>142,835</b>	135,619

The revenue information from operations above is based on the location of the customers.

#### Non-current assets

	2022 HK\$'000	2021 HK\$'000
Jamaica	6,359	6,665
The PRC	7	15
African countries	2	6
	<b>6,368</b>	6,686

The non-current assets information is based on the location of assets.

## 8. Turnover and Segment Information *(Continued)*

### Information about major customers

The Group has identified two customers (2021: two) which individually represented over 10% of the Group's total external sales.

The sales to the major customers during the years are as follow:

	2022 HK\$'000	2021 HK\$'000
Company A <sup>1</sup>	102,784	101,643
Company B <sup>1</sup>	15,837	14,104

Note

<sup>1</sup> Revenue from Sugar business segment

## 9. Other Income, Net

	2022 HK\$'000	2021 HK\$'000
Interest income	103	52
Rental income	795	1,030
Sundry income	3,893	3,837
Loss on disposal of property, plant and equipment	(299)	–
	4,492	4,919

## 10. Other Operating (Expenses)/Income, Net

	2022 HK\$'000	2021 HK\$'000
Impairment loss on property, plant and equipment	(1,176)	(603)
Write-down on inventory of spare parts for property, plant and equipment	(10,011)	–
Reversal of impairment loss on trade receivables	–	25,253
	(11,187)	24,650

# Notes to the Consolidated Financial Statements

For the year ended 31 December 2022

## 11. Finance Costs

	2022 HK\$'000	2021 HK\$'000
Interest on amount due to non-controlling interests	19,724	18,178
Interest on lease liabilities	1,960	1,943
Exchange (gain)/loss	(11,607)	56,206
	<b>10,077</b>	76,327

## 12. Loss Before Income Tax

The Group's loss before income tax has been arrived at after charging:

	2022 HK\$'000	2021 HK\$'000
Staff costs, including Directors' remuneration (note 13):		
Directors' remuneration	240	240
Retirement benefits scheme contributions	18	39
Other staff costs*	41,912	39,370
	<b>42,170</b>	39,649
Cost of inventories sold*	<b>121,989</b>	113,675
Auditors' remuneration	630	630
Depreciation of property, plant and equipment	1,307	1,322
Short-term leases expenses	779	468
Loss on disposal of property, plant and equipment	299	–

\* Cost of inventories included HK\$32,356,000 (2021: HK\$31,324,000) relating to personnel expenses. The amount was also included in the other staff costs disclosed separately above.

### 13. Directors' and Chief Executive's Remuneration

The remuneration paid or payable to each of the eight (2021: eight) directors of the Group were as follows:

#### For the year ended 31 December 2022

	Director's fee HK\$'000	Basic salaries and allowances HK\$'000	Performance bonus HK\$'000	Retirement benefit scheme contribution HK\$'000	Total HK\$'000
<b>Executive directors</b>					
Han Hong	-	-	-	-	-
Wang Zhaohui	-	-	-	-	-
Zhang Qi	-	-	-	-	-
<b>Non-executive directors</b>					
Chen Si	-	-	-	-	-
Zhang Zhaogang	-	-	-	-	-
<b>Independent non-executive directors</b>					
Cheng Tai Kwan	80	-	-	-	80
Lu Heng Henry	80	-	-	-	80
Shi Zhu	80	-	-	-	80
	<b>240</b>	<b>-</b>	<b>-</b>	<b>-</b>	<b>240</b>

#### For the year ended 31 December 2021

	Director's fee HK\$'000	Basic salaries and allowances HK\$'000	Performance bonus HK\$'000	Retirement benefit scheme contribution HK\$'000	Total HK\$'000
<b>Executive directors</b>					
Liu Xueyi	-	-	-	-	-
Han Hong	-	-	-	-	-
Wang Zhaohui	-	-	-	-	-
<b>Non-executive directors</b>					
Liu Yan	-	-	-	-	-
Zhang Jian	-	-	-	-	-
<b>Independent non-executive directors</b>					
Cheng Tai Kwan	80	-	-	-	80
Lu Heng Henry	80	-	-	-	80
Shi Zhu	80	-	-	-	80
	<b>240</b>	<b>-</b>	<b>-</b>	<b>-</b>	<b>240</b>

Note:

During the years ended 31 December 2022 and 2021, no emoluments were paid by the Group to the directors and the five highest paid individuals (including the directors and employees) as an inducement to join or upon joining the Group or as compensation for loss of office. None of the directors has waived any emoluments during the year ended 31 December 2022 and 2021.

# Notes to the Consolidated Financial Statements

For the year ended 31 December 2022

## 14. Five Highest Paid Individuals Remuneration

Of the five individuals with the highest emoluments in the Group, none (2021: none) was a director of the Company whose emoluments are included in the disclosures in Note 13 above. The emoluments of the remaining five (2021: five) individuals were as follows:

	2022 HK\$'000	2021 HK\$'000
Basic salaries and allowances	1,909	2,780
Performance bonus	414	60
Retirement benefits scheme contributions	265	34
	<b>2,588</b>	2,874

The remuneration is within the following bands:

	Number of employees	
	2022	2021
HK\$Nil to HK\$1,000,000	5	5

## 15. Income Tax Expense

No provision for income tax expense had been made as the Company and subsidiaries have no assessable profits in their jurisdictions for the years ended 31 December 2022 and 2021.

The Hong Kong profits tax charge is calculated at 8.25% (2021: 8.25%) on the first HK\$2 million of estimated assessable profit and at 16.5% (2021: 16.5%) on the estimated assessable profits above HK\$2 million.

Jamaica Corporate Income tax is 30% (2021: 30%) on assessable profits arising in Jamaica. The Government of Jamaica, through the Ministry of Finance and Public Services, granted Pan-Caribbean Sugar Company Limited (“PCSC”) 20 year period of relief from corporate income tax effective on the commencement of operations since 2012, with the option to apply for a renewal.

Benin Standard Corporate Income Tax rate is 30% (2021: 30%). Compagnie Beninoise De Bioenergie (“CBB”) is eligible for certain tax holiday and concessions and were exempted from Benin income tax for both 2022 and 2021.

The tax rate of the PRC subsidiary is 25% (2021: 25%) under Enterprises Income Tax Law of the PRC (the “EIT Law”) and Implementation Regulation of the EIT Law.

No provision for deferred taxation had been made in view of immaterial effect.

## 15. INCOME TAX EXPENSE *(Continued)*

	2022 HK\$'000	2021 HK\$'000
Loss before income tax expense	<b>(45,489)</b>	(57,299)
Tax at the domestic income tax rate of 30%	<b>(13,647)</b>	(17,190)
Tax effect of income not taxable for tax purposes	<b>(9)</b>	(328)
Tax effect of expenses not deductible for tax purposes	<b>604</b>	285
Tax effect of a subsidiary with tax exemption	<b>13,150</b>	17,268
Tax effect of a subsidiary in other jurisdictions	<b>(98)</b>	(35)
	<b>-</b>	-

## 16. Dividend

No dividend was paid or proposed during the year ended 31 December 2022, nor has any dividend been proposed since the end of the reporting period (2021: HK\$Nil).

## 17. Loss Per Share

The calculation of basic loss per share is based on the consolidated loss for the year attributable to owners of the Company of HK\$33,138,000 (2021: HK\$33,178,000), and the weighted average number of 2,191,180,000 (2021: 2,191,180,000) ordinary shares in issue during the year.

No diluted loss per share is calculated for the years ended 31 December 2022 and 2021 as there was no potential diluted ordinary share in existence.



# Notes to the Consolidated Financial Statements

For the year ended 31 December 2022

## 18. Property, Plant and Equipment

	Freehold land HK\$'000	Buildings HK\$'000	Furniture and equipment HK\$'000	Computers HK\$'000	Plant and machinery HK\$'000	Motor vehicles HK\$'000	Construction in progress HK\$'000	Bearer plant HK\$'000	Total HK\$'000
<b>COST</b>									
At 1 January 2021	1,846	17,027	1,624	3,296	595,076	28,967	171,473	44,687	863,996
Addition	-	-	-	-	-	-	-	1,226	1,226
Exchange realignment	(135)	(1,245)	(93)	(240)	(43,570)	(2,119)	(2,598)	(3,289)	(53,289)
At 31 December 2021 and 1 January 2022	1,711	15,782	1,531	3,056	551,506	26,848	168,875	42,624	811,933
Addition	-	-	-	-	-	-	-	2,338	2,338
Disposals	-	-	(135)	-	-	-	-	(2,175)	(2,310)
Exchange realignment	30	280	15	55	9,803	466	(9,408)	758	1,999
At 31 December 2022	1,741	16,062	1,411	3,111	561,309	27,314	159,467	43,545	813,960
<b>ACCUMULATED DEPRECIATION, AMORTISATION AND IMPAIRMENT</b>									
At 1 January 2021	1,721	16,464	1,585	3,226	589,308	28,895	171,473	43,359	856,031
Provided for the year	-	52	9	18	576	17	-	650	1,322
Impairment loss recognised	-	-	-	-	-	-	-	603	603
Exchange realignment	(126)	(1,205)	(94)	(239)	(43,152)	(2,113)	(2,598)	(3,182)	(52,709)
At 31 December 2021 and 1 January 2022	1,595	15,311	1,500	3,005	546,732	26,799	168,875	41,430	805,247
Provided for the year	-	46	7	13	466	52	-	723	1,307
Eliminated on disposal	-	-	(129)	-	-	-	-	(1,882)	(2,011)
Impairment loss recognised	-	-	-	-	-	-	-	1,176	1,176
Exchange realignment	29	272	16	54	9,762	426	(9,408)	722	1,873
At 31 December 2022	1,624	15,629	1,394	3,072	556,960	27,277	159,467	42,169	807,592
<b>CARRYING AMOUNTS</b>									
At 31 December 2022	117	433	17	39	4,349	37	-	1,376	6,368
At 31 December 2021	116	471	31	51	4,774	49	-	1,194	6,686

## 19. Intangible Asset

	<b>Customer relationship</b> HK\$'000
<b>COST</b>	
At 1 January 2021, 31 December 2021, 1 January 2022 and 31 December 2022	423,000
<b>ACCUMULATED AMORTISATION AND IMPAIRMENT</b>	
At 1 January 2021, 31 December 2021, 1 January 2022 and 31 December 2022	423,000
<b>CARRYING AMOUNTS</b>	
At 31 December 2021 and 31 December 2022	–

### Impairment Tests and Impairment Loss on Intangible Asset

#### *i. Details and movement of the value on the intangible assets*

Initially, the intangible asset represented customer relationship purchased as part of a business combination of Sino-Africa Technology & Trading Limited (“**SATT**”) in February 2009. As detailed in the valuation report at the time of acquisition in February 2009, the customer relationship of the SATT at date of acquisition was only consisted of four customers, namely, the La Sucrierie de COMPLANT de Madagascar (“**African Company 1**”), COMPLANT Magbass Sugar Complex Company Limited (“**African Company 2**”), La Sucrierie de COMPLANT du Benin (“**African Company 3**”), Sucrierie Cote Ouest de COMPLANT de Madagascar (Ouest Sucre) (“**African Company 4**”). African Company 1, 2, 3 and 4 are all indirect subsidiaries of COMPLANT which is a substantial shareholder holding 13.69% shares of the Company. Due to subsequent business development of SATT, two fellow subsidiaries of SATT, namely CBB and PCSC were added as new customers in 2012 and 2013 respectively after the independent shareholders approved their annual caps for the continuing connected transactions. The addition of these two customers was considered as part of customer relationship even though no restatement of cost of the intangible assets for these internally generated intangible assets.

The customer relationship represents the present value of the future cash flow attributed to established customer base and other business relationships built up by SATT in African and other nations and has a definite useful life and is amortised on straight-line basis over the estimated useful life of 20 years. The movement of value of the intangible assets for 2022 was set out above.

# Notes to the Consolidated Financial Statements

For the year ended 31 December 2022

## 19. Intangible Asset *(Continued)*

### Impairment Tests and Impairment Loss on Intangible Asset *(Continued)*

ii. *Reasons and details of events and circumstances that led to impairment loss of intangible asset in 2017*

The impairment loss of intangible asset in 2017 was mainly for reason that the operating results of two of its customers, namely PCSC and CBB, who owe a total of approximately HK\$129.1 million to SATT did not show much improvement even PCSC suspended two of its sugar estates and one of its sugar factory in 2016. The length of time it will take by these two customers to repay its debts to SATT has reassessed in 2017. The projected working capital requirement was higher than that expected in 2016 for the next five years resulting from the expected lengthening of the repayment time by PCSC and CBB. The increase in net working capital requirement will reduce the free cash flow and this has the effect of lowering the value-in-use (“VIU”) valuation of SATT in 2017.

Save as disclosed above, the Company is not aware of any other significant reason or change in circumstances since the year ended 31 December 2017 leading to impairment loss of the intangible asset.

iii. *Factors, events and circumstances of the impairment of intangible assets cannot be anticipated at the time of acquisition of the intangible assets in February 2009*


The impairment loss was due to the subsequent abrupt market and operation changes in 2017 and the new changes in customer relationship of SATT after the acquisition in 2012 and 2013. Those changes happened years after the acquisition and were therefore impossible to forecast at time of acquisition in February 2009.

## 20. Biological Assets – Growing Cane

Movement in biological assets, representing growing cane before harvest, are summarised as follows:

	2022 HK\$'000	2021 HK\$'000
Opening balance (level 3 recurring fair value)	18,719	13,344
Cane cultivation cost capitalised	56,045	46,417
Decrease in cane harvested	(40,622)	(35,830)
Changes in fair value	(16,487)	(4,122)
Exchange realignment	320	(1,090)
Closing balance (level 3 recurring fair value)	17,975	18,719

The fair value of biological assets is a level 3 recurring fair value measurement. The decrease in fair value of biological assets for the year ended of approximately HK\$16,487,000 (2021: approximately HK\$4,122,000) was recognised in the consolidated statement of profit or loss.



## 20. Biological Assets – Growing Cane (Continued)

### Valuation Methodology of Biological Assets

The Group has engaged BMIA, an independent valuation firm, to determine the fair value of the biological assets as at 31 December 2022 (the “Valuation Date”).

#### i. Valuation techniques and assumptions

The valuation technique used is the discounted cash flow method under income approach it requires to assess a series of variables, which include the discount rate, market prices of sugar cane, cane yield, planting costs, etc. The values of such variables are determined by the independent valuers using information supplied by the Group, proprietary and third-party data as well as under some assumptions. There were no changes to the valuation techniques during the period. Major assumptions adopted for valuation are listed below:

- a. The sugar cane crop is a perennial crop with a one year crop cycle and the crop is reaped exactly one year after planting;
- b. The sugar cane crop experiences linear growth; and
- c. The economic life of the sugar cane crop is 7 years.

#### ii. Unobservable inputs

The major inputs for the above valuation models are discount rate, cane yield per hectare, market prices of sugar canes and estimated maturity of cane. The values of such inputs are as follows:

- a. The discount rate applied for the year ended 31 December 2022 was 20% (2021: 20.0%).
- b. The estimated cane yield per hectare represents the harvest level of the sugar canes. The yield of sugar canes is affected by the age, species and health of the cane roots, the climate, location, soil conditions, topography and agricultural infrastructure.

	2022	2021
Estimated yield (tonnes cane/hectare)	49.5	49.4

The estimated cane yield per hectare represents the harvest level of the sugar cane in the Frome estate, which is the only one (2021: one) of the three (2021: three) estates in operation during the year.

- c. The market prices variables represent the estimated market price in Jamaica Dollar (“J\$”) for the sugar canes produced by the Group.

	2022	2021
Estimated market price per tonne (approximately)	J\$5,971 (HK\$308)	J\$5,499 (HK\$279)

# Notes to the Consolidated Financial Statements

For the year ended 31 December 2022

## 20. Biological Assets – Growing Cane (Continued)

### Valuation Methodology of Biological Assets (Continued)

#### ii. Unobservable inputs (Continued)

- d. The average maturity of cane as calculated by plant date and Valuation Date.

	2022	2021
Weighted average maturity of cane per hectare (approximately)	<b>64.5%</b>	74.3%

The higher the discount rate, the lower the fair value. The higher the estimated cane yield per hectare, market prices variables and average maturity of cane, the higher the fair value.

The fair value measurement is based on the above biological assets' highest and best use, which does not differ from their actual use.

## 21. Inventories

	2022 HK\$'000	2021 HK\$'000
Consumables and components	<b>54,707</b>	54,523
Good in transit	<b>15</b>	15
Sugar and molasses	<b>6,794</b>	1,277
Write-down	<b>61,516</b> <b>(28,217)</b>	55,815 (17,889)
Net realisable value	<b>33,299</b>	37,926

At 31 December 2022, the sugar and molasses consisted of 625 tonnes (2021: 66 tonnes) of raw sugar and 1,350 tonnes (2021: 1,100 tonnes) of molasses with carrying amounts of HK\$5,305,000 (2021: HK\$387,000) and HK\$1,489,000 (2021: HK\$890,000) respectively.

During the year ended 31 December 2022, there was write-down of inventories of HK\$10,011,000 (2021: HK\$Nil) for consumables and components related to property, plant and equipment. Movement in write-down of consumables and components during the year was as follows:

	2022 HK\$'000	2021 HK\$'000
At the beginning of the year	<b>17,889</b>	19,300
Write-down on inventory of spare parts for property, plant and equipment	<b>10,011</b>	–
Exchange realignment	<b>317</b>	(1,411)
At the end of the year	<b>28,217</b>	17,889

## 22. Trade And Other Receivables

	2022 HK\$'000	2021 HK\$'000
Trade receivables	47,767	61,928
Less: impairment loss	(45,637)	(57,157)
	<b>2,130</b>	4,771
Prepayments	1,617	1,412
Other receivables and deposits	917	589
	<b>4,664</b>	6,772

The Group does not hold any collateral over these balances.

The Group allows a credit period of 90-365 days (2021: 90-365 days) to its customers of Supporting services, 30 days (2021: 30 days) to customers of raw sugar trading and 60 days (2021: 60 days) to customers of molasses trading. The following is an ageing analysis of trade receivables presented based on the invoice date and prior to impairment loss at the end of the reporting period are as follows:

	2022 HK\$'000	2021 HK\$'000
0 – 30 days	309	3,149
31 – 60 days	64	132
61 – 90 days	5	–
91 – 365 days	451	328
> 365 days	46,938	58,319
	<b>47,767</b>	61,928

The Group recognised impairment loss based on the accounting policy stated in note 4(f)(ii) for the years ended 31 December 2022 and 2021.

Further details on the group's credit policy and credit risk arising from trade receivables are set out in note 7(b).

## 23. Bank Balances, Deposits and Cash

	2022 HK\$'000	2021 HK\$'000
Bank balances and cash	44,416	80,848
Short-term fixed deposits maturing within three months	318	314
	<b>44,734</b>	81,162

Cash at banks earns interest at floating rates based on daily bank deposit rates.

# Notes to the Consolidated Financial Statements

For the year ended 31 December 2022

## 24. Trade and Other Payables

	2022 HK\$'000	2021 HK\$'000
Trade payables	6,768	9,589
Other payables and accrued liabilities (see below)	544,715	570,125
	<b>551,483</b>	579,714

Trade payables credit period granted by trade creditors of Supporting services is 365 days while credit period granted by trade creditors of Sugar business is 30 days.

The following is an analysis of trade payables by age based on due date.

	2022 HK\$'000	2021 HK\$'000
Not yet due	1,569	1,140
Overdue 1 – 90 days	3,463	7,597
Overdue 91 – 180 days	1,219	22
Overdue 181 – 365 days	200	830
Overdue > 365 days	317	-
	<b>6,768</b>	9,589

As at 31 December 2022, included in other payables and accrued liabilities was an amount due to COMPLANT of HK\$525,889,000 (2021: HK\$533,700,000) upon the maturity of the convertible notes on 27 February 2019. Pursuant to the Supplemental Undertaking, conditional upon the entering into of an agreement for a formal repayment plan, COMPLANT will not demand repayment of or performance of obligations until 31 December 2023. The amount due was unsecured, interest-free and repayable on demand.

## 25. Notes Supporting Cash Flow Statement

Reconciliation of liabilities arising from financing activities:

	Amount due to COMPLANT HK\$'000 (Note 24)	Amount due to non- controlling interests HK\$'000 (Note 26)	Lease liabilities HK\$'000 (Note 29)
<b>As at 1 January 2022</b>	<b>533,700</b>	<b>534,608</b>	<b>25,896</b>
<b>Changes from cash flow:</b>			
Payment of lease liabilities	-	-	<b>(2,097)</b>
Advance from non-controlling interests	-	<b>28,576</b>	-
Repayment to COMPLANT	<b>(7,811)</b>	-	-
<b>Other changes:</b>			
Finance costs	-	<b>19,724</b>	<b>1,960</b>
<b>Exchange realignment</b>	-	<b>(327)</b>	<b>(25)</b>
<b>At 31 December 2022</b>	<b>525,889</b>	<b>582,581</b>	<b>25,734</b>
<b>At 1 January 2021</b>	533,700	512,575	25,836
<b>Changes from cash flow:</b>			
Payment of lease liabilities	-	-	(2,100)
<b>Other changes:</b>			
Finance costs	-	18,178	1,943
<b>Exchange realignment</b>	-	3,855	217
<b>At 31 December 2021</b>	533,700	534,608	25,896



# Notes to the Consolidated Financial Statements

For the year ended 31 December 2022

## 26. Amount Due to Non-Controlling Interests

The amount due to non-controlling interests, COMPLANT, which are denominated in USD, interest bearing at 4.60% to 6.15% (2021: 4.34% to 6.15%) per annum and repayable on demand.

## 27. Share Capital

	Number of shares '000	Amount HK\$'000
<b>Ordinary shares of HK\$0.1 each</b>		
<b>Authorised:</b>		
At 1 January 2021, 31 December 2021, 1 January 2022 and 31 December 2022	6,000,000	600,000
<b>Issued and fully paid:</b>		
At 1 January 2021, 31 December 2021, 1 January 2022 and 31 December 2022	2,191,180	219,118

All of the shares issued by the Company rank pari passu in all respects with other shares in issue.

## 28. Reserves

The following describes the nature and purpose of each reserve within owners' equity:

Reserve	Description and purpose
Share premium	Amount subscribed for share capital in excess of nominal value.
Special reserve	The difference between the consideration paid by the Company for the acquisition of the equity interest in subsidiaries under common control and aggregate carrying amount of assets and liabilities of each subsidiaries.
Translation reserve	Gains/losses arising on translating the net assets of foreign operations into presentation currency.
Accumulated losses	Cumulative net losses recognised in profit or loss.

## 29. Leases

### Nature of leasing activities (in the capacity as lessee)

The group leases land in the jurisdictions in which it operates. The periodic rent is fixed over the lease term.

### Right-of-use Asset

	<b>Leasehold land</b> HK\$'000
Cost	
At 1 January 2021, 31 December 2021, 1 January 2022 and 31 December 2022	28,195
Accumulated depreciation and impairment	
At 1 January 2021, 31 December 2021, 1 January 2022 and 31 December 2022	28,195
	—

The analysis of the carrying amounts of Right-of-use asset by class of underlying asset was as follows:

	<b>2022</b> <b>HK\$'000</b>	2021 HK\$'000
Leasehold land	—	—

### Lease Liabilities

	<b>Leasehold land</b> HK\$'000
At 1 January 2021	25,836
Interest expense	1,943
Payment of lease liabilities	(2,100)
Exchange realignment	217
At 31 December 2021 and 1 January 2022	25,896
Interest expense	1,960
Payment of lease liabilities	(2,097)
Exchange realignment	(25)
At 31 December 2022	25,734

# Notes to the Consolidated Financial Statements

For the year ended 31 December 2022

## 29. Leases (Continued)

### Lease Liabilities (Continued)

Future lease payments are due as follows:

	At 31 December 2022		
	Minimum lease payments HK\$'000	Interest HK\$'000	Present value of minimum lease payments HK\$'000
Within one year	2,097	535	1,562
After one but within two years	2,097	646	1,451
After two but within five years	6,291	2,526	3,765
More than 5 years	68,309	49,353	18,956
	76,697	52,525	24,172
	78,794	53,060	25,734

	At 31 December 2021		
	Minimum lease payments HK\$'000	Interest HK\$'000	Present value of minimum lease payments HK\$'000
Within one year	2,100	416	1,684
After one but within two years	2,100	535	1,565
After two but within five years	6,300	2,241	4,059
More than 5 years	72,612	54,024	18,588
	81,012	56,800	24,212
	83,112	57,216	25,896

## 29. Leases (Continued)

### Lease Liabilities (Continued)

The present value of future lease payments are analysed as:

	2022 HK\$'000	2021 HK\$'000
Current liabilities	1,562	1,684
Non-current liabilities	24,172	24,212
	<b>25,734</b>	25,896

## 30. Retirement Benefits Schemes

The Group operates the Mandatory Provident Fund (“MPF”) Scheme established under the Mandatory Provident Fund Ordinance for its qualifying employees in Hong Kong. The assets of the MPF Scheme are held separately from those of the Group, in funds under the control of trustees.

The Group contributes 5% of relevant payroll costs, capped at HK\$1,500 per month, to the MPF Scheme, in which the contribution is matched by employees.

The employees of the Group’s subsidiary in PRC and Jamaica are members of a state-managed retirement benefit scheme operated by the government of the PRC and Jamaica respectively. The subsidiaries are required to contribute 20% and 2.5% respectively of payroll costs to the retirement benefit scheme to fund the benefits. The only obligation of the Group with respect to the retirement benefit scheme is to make the specified contributions.

At the end of reporting period, there were no significant forfeited contributions available to reduce the contribution payable in the future years.

The total cost charged to the consolidated statement of profit or loss of approximately HK\$18,000 (2021: approximately HK\$39,000) represents contributions payable to these schemes by the Group in respect of the current accounting period.

## 31. Pledge of Assets

As at 31 December 2022, there was no asset being pledged (2021: Nil).

# Notes to the Consolidated Financial Statements

For the year ended 31 December 2022

## 32. Related Party Transactions and Balances

Other than disclosed elsewhere in the consolidated financial statements, the transactions for the year and balances at 31 December 2022 with consolidated related parties are as follows:

### (a) Trade and other receivables and trade and other payables

	2022 HK\$'000	2021 HK\$'000
Amount due to subsidiaries of China Complant		
Other payables (Note)	-	20,080

Note: The amounts are interest-free and unsecured.

### (b) Key management personnel compensation

Directors are regarded the only key management personnel of the Company. Other than the remuneration paid to the directors and employees of the Group as set out in note 13, who are considered as the key management personnel of the Group, the Group did not have any other significant compensations to key management personnel.

The remuneration of the directors and key management personnel is determined by the board of directors of the Company having regard to the performance of individuals and market trends.

### 33. Statement of Financial Position of the Company

Note	2022 HK\$'000	2021 HK\$'000
<b>Non-current assets</b>		
Interest in subsidiaries	218,556	244,028
<b>Current assets</b>		
Bank balances and cash	17,476	2,918
<b>Total assets</b>	<b>236,032</b>	246,946
<b>Current liabilities</b>		
Other payables	527,418	534,990
<b>Net current liabilities</b>	<b>(509,942)</b>	(532,072)
<b>Net liabilities</b>	<b>(291,386)</b>	(288,044)
<b>Capital and reserves</b>		
Share capital	219,118	219,118
Reserves a	(510,504)	(507,162)
<b>Total capital deficiency</b>	<b>(291,386)</b>	(288,044)

Note:

a. RESERVES OF THE COMPANY

	Share premium HK\$'000	Special reserve HK\$'000	Accumulated losses HK\$'000	Total HK\$'000
At 1 January 2021	708,392	468,577	(1,684,170)	(507,201)
Profit for the year	–	–	39	39
At 31 December 2021 and 1 January 2022	708,392	468,577	(1,684,131)	(507,162)
Loss for the year	–	–	(3,342)	(3,342)
At 31 December 2022	708,392	468,577	(1,687,473)	(510,504)

# Notes to the Consolidated Financial Statements

For the year ended 31 December 2022

## 34. Subsidiaries

The following list contains the particulars of subsidiaries of the Group:

Name of company	Place of incorporation/ operations	Nominal value of Issued and fully paid share capital/ registered capital	Percentage of ownership interests attributable to the Company				Percentage of voting power held by the Company		Principal activities
			2022		2021		2022	2021	
			Directly	Indirectly	Directly	Indirectly			
Jumbo Right Investment Limited	British Virgin Island ("BVI")/ Hong Kong	Ordinary shares US\$1	100%	-	100%	-	100%	100%	Investment holding
Sino-Africa Technology & Trading Limited	BVI/ Hong Kong	Ordinary shares US\$3,000,000	-	100%	-	100%	100%	100%	Provision of supporting services to sweetener business
River Right Limited	BVI/ Hong Kong	Ordinary share US\$1	100%	-	100%	-	100%	100%	Investment holding
正成國際貿易 (廣州) 有限公司* (transliterated as Zheng Cheng International Trade (Guangzhou) Limited)	PRC	Ordinary shares RMB10,000,000	-	-	-	100%	-	100%	Provision of supporting services to sweetener business
Zheng Da Investments Limited	BVI/ Hong Kong	Ordinary share US\$100	-	90%	-	90%	90%	90%	Investment holding
Compagnie Beninoise De Bioenergie	Republic of Benin	Registered capital XOF 1,000,000,000	-	90%	-	90%	90%	90%	Ethanol biofuel business
Joyful Right Limited ("Joyful Right")	BVI Hong Kong	Ordinary share US\$100	70%	-	70%	-	70%	70%	Investment holding
Pan-Caribbean Sugar Company Limited	Jamaica	Ordinary shares US\$38,000,000	-	70%	-	70%	70%	70%	Sugar cane growing and sugar manufacturing business

\* The entity established in the PRC is a limited liability company (有限責任公司) incorporated as wholly foreign owned enterprise under the PRC law on 19 February 2019 and it had been wound up on 5 December 2022.

None of the subsidiaries had any debt securities outstanding at the end of the year, or at any time during the year.

## 35. Non-Controlling Interests

Joyful Right and its subsidiary (“**Joyful Right Group**”), a 70% owned subsidiary of the Company, has material non-controlling interests (“**NCI**”). The NCI of all other subsidiaries that are not 100% owned by the group are considered to be immaterial.

Summarised financial information in relation to the NCI of Joyful Right Group, before intra-group eliminations, is presented below:

	2022 HK\$'000	2021 HK\$'000
<b>For the year ended 31 December</b>		
Revenue	142,835	135,619
Loss for the year	(27,423)	(136,729)
Total comprehensive loss	(50,715)	(42,183)
Loss allocated to NCI	(15,215)	(12,655)
Dividend paid to NCI	-	-
Net cash outflow from operating activities	(596)	(1,497)
Net cash outflow from investing activities	(2,317)	(1,205)
Net cash outflow from financing activities	(2,097)	(2,100)
Net cash outflow	(5,010)	(4,802)
<b>At 31 December</b>		
Current assets	67,236	79,397
Non-current assets	6,359	6,665
Current-liabilities	(714,855)	(676,567)
Non-current liabilities	(24,172)	(24,212)
Net liabilities	(665,432)	(614,717)
Accumulated non-controlling interests	(199,631)	(184,416)

## 36. Events After the Reporting Date

There was no material event after the reporting date.

## 37. Approval of Consolidated Financial Statements

The consolidated financial statements were approved and authorised for issue by the board of directors on 31 March 2023.



## Five Years Financial Summary

	Year ended 31st December				2022 HK\$'000
	2018 HK\$'000	2019 HK\$'000	2020 HK\$'000	2021 HK\$'000	
<b>RESULTS</b>					
Turnover	134,490	135,534	118,472	135,619	<b>142,835</b>
Cost of sales	(143,484)	(129,317)	(90,251)	(113,675)	<b>(121,989)</b>
Gross (loss)/profit	(8,994)	6,217	28,221	21,944	<b>20,846</b>
Change in fair value of biological assets	7,162	1,670	(19,887)	(4,122)	<b>(16,487)</b>
Other income and expenses	8,291	6,094	4,540	4,919	<b>4,492</b>
Administrative expenses	(71,248)	(41,925)	(29,890)	(28,363)	<b>(33,076)</b>
Change in fair value of derivative component of convertible notes	43,876	7,450	–	–	–
Other operating income (expenses)	(98)	(40,464)	(31,787)	24,650	<b>(11,187)</b>
Finance costs	(72,151)	(59,325)	(72,445)	(76,327)	<b>(10,077)</b>
Loss before tax	(93,162)	(120,283)	(121,248)	(57,299)	<b>(45,489)</b>
Income tax expense	–	–	–	–	–
Loss for the year	(93,162)	(120,283)	(121,248)	(57,299)	<b>(45,489)</b>
Attributable to:					
Owners of the Company	(70,911)	(91,875)	(95,956)	(33,178)	<b>(33,138)</b>
Non-controlling interests	(22,251)	(28,408)	(25,292)	(24,121)	<b>(12,351)</b>
	(93,162)	(120,283)	(121,248)	(57,299)	<b>(45,489)</b>
<b>At 31st December</b>					
	2018 HK\$'000	2019 HK\$'000	2020 HK\$'000	2021 HK\$'000	2022 HK\$'000
<b>ASSETS AND LIABILITIES</b>					
Total assets	271,531	211,222	132,231	151,265	<b>107,040</b>
Total liabilities	(1,077,324)	(1,116,883)	(1,117,386)	(1,140,218)	<b>(1,160,172)</b>
Non-controlling interests	135,331	159,080	172,673	173,406	<b>198,424</b>
	(670,462)	(746,581)	(812,482)	(815,547)	<b>(854,708)</b>