

Leepoort 力豐(集團)有限公司

LEEPORT (HOLDINGS) LIMITED

(Incorporated in Bermuda with limited liability)

(Stock Code: 0387)



45 Years in
Manufacturing
Technology
四十五年製造科技



Interim Report
2012



Contents	Pages
Management commentary	2
Condensed interim consolidated balance sheet	12
Condensed interim consolidated income statement	15
Condensed interim consolidated statement of comprehensive income	17
Condensed interim consolidated statement of changes in equity	18
Condensed interim consolidated cash flow statement	20
Notes to condensed interim consolidated financial information	21

MANAGEMENT COMMENTARY

The Board of Directors (the “Directors”) of Leeport (Holdings) Limited (the “Company”) would like to present the unaudited consolidated interim results of the Company and its subsidiaries (collectively the “Group”) for the six months ended 30th June 2012, along with the unaudited comparative figures and selected explanatory notes, which are prepared in accordance with the Hong Kong Accounting Standard 34 “Interim Financial Reporting” issued by the Hong Kong Institute of Certified Public Accountants, and which have been reviewed by the Audit Committee of the Company.

FINANCIAL PERFORMANCE

Turnover

Since the beginning of 2012, the continuing weakening economic situation in Europe and USA has affected China’s economy. The continuing slowdown in the growth rate of the country’s exports has inevitably dragged down the economic momentum. The Group’s sales in the first half of 2012 amounted to HK\$446,335,000, compared with HK\$506,624,000 in the same period last year, representing a decrease of 11.9%.

The Group’s gross profit amounted to HK\$68,789,000, compared with HK\$87,935,000 in the same period last year, representing a decrease of 21.8%. The gross profit percentage was 15.4%, compared with 17.4% in the same period last year. The decrease in the gross profit percentage was due mainly to the different product mix for the cost of goods sold in the current period.

Other Income and Gains

The total of other income and gains in the first half of 2012 amounted to HK\$8,040,000, compared with HK\$12,147,000 in the same period last year, representing a decrease of 33.8%. The service income in the first half of 2012 was only HK\$3,717,000, compared with HK\$6,074,000 in the same period last year. The recession in the market also affected the Group’s service income. The commission income received from suppliers was HK\$136,000, compared with HK\$2,975,000 in the same period last year. The decrease in commission income was in line with the reduction in business. On the other hand, service fees have been charged against the associated company, Mitutoyo Leeport Metrology Corporation, for the administrative support of the operation since March 2012.



Operating Expenses

Selling and distribution costs were HK\$15,411,000 in the first half of 2012, compared with HK\$19,812,000 in the same period last year, representing a decrease of 22.2%.

Exhibition costs were much lower in the first half of 2012. For example, the Group incurred significant costs participating in the CIMT exhibition in Beijing last year. Freight and delivery charges were lower as a result of the decrease in business.

Administrative expenses amounted to HK\$70,988,000 in the first half of 2012, compared with HK\$60,601,000 in the same period last year, representing an increase of 17.1%. The increase in administrative expenses was due mainly to professional charges incurred for the acquisition of an equity shareholding in a German machine tool company OPS Ingersoll, increase in staff costs and higher overseas travelling expenses.

Finance costs in the first half of 2012 were HK\$2,114,000 compared with HK\$1,333,000 in the same period last year. The higher finance costs were due mainly to the HK\$50,000,000 bank loan raised for the acquisition of the shareholding in OPS Ingersoll.

There was gain of HK\$19,850,000 on completion of the disposal of a 31% shareholding in Mitutoyo Leeport Metrology Corporation at the end of February 2012. Leeport now has a 49% shareholding in this associated company.

After the completion of the disposal of a 31% shareholding in Mitutoyo Leeport Metrology Corporation at the end of February 2012 and the completion of the acquisition of a 22.3% shareholding in OPS Ingersoll at the end of March 2012, the Group started to book the share of profit or loss of these associated companies in the first half of 2012. The total share of net profit for the associated companies was HK\$2,378,000 during the period.

The income tax provision was HK\$1,315,000 in the first half of 2012, compared with HK\$1,895,000 in the same period last year. The income tax provision was mainly for the Group's subsidiaries in China.



Profit Attributable to Owners of the Company and Earnings Per Share

The Group's financial result in the first half of 2012 was adversely affected by the decrease in sales transaction, the reduction of income derived from other gains, and additional professional charges for the acquisition of an equity shareholding in OPS Ingersoll. However, the gain on disposal of 31% shareholding in Mitutoyo Leepport Metrology Corporation compensated for these losses.

Profit attributable to owners of the Company was HK\$9,780,000, compared with HK\$16,428,000 in the same period last year, representing a decrease of 40.5%. The basic earnings per share were HK4.42 cents in the first half of 2012, compared with HK7.58 cents in the same period last year, representing a decrease of 41.7%.


INTERIM DIVIDENDS

No interim dividend is proposed for the six months ended 30th June 2012 (2011: HK3.5 cents per share).

BUSINESS REVIEW

The economic situation in China and the world has been tight in the first half of 2012. China's economy has inevitably been affected by the weakening economy in Europe and the USA. China's GDP growth rate in the first half of 2012 was only 7.8%, the lowest since 2008. The value of industrial production still grew at 10.5% in the first half of 2012, but this was 3.8% lower than in the same period last year. The value of exports grew at 9.2%, much lower than the growth rate of 24% in the same period last year.

The value of the Group's contract booking in the first half of 2012 was HK\$536,000,000 (including Mitutoyo Leepport Metrology Corporation), compared with HK\$790,000,000 in the first half of 2011. So currently, the overall market situation is clearly unfavourable. Most manufacturing equipment and tools suppliers have faced a reduction in orders in the China market since the beginning of the year. Many potential customers have slowed down their purchase plans and are taking a "wait and see" attitude. The Group is thus facing a challenge, and is working hard for the limited potential orders in the market.



In terms of customer segments, smart phone manufacturers and sub-vendors are the major active equipment buyers in the market. The automotive industry is also an important source for equipment and tools orders. Manufacturers from the infrastructure industry have also demonstrated a reasonable demand for equipment and tools. During the first half of 2012, the Group organised more customer visits to machine tool manufacturers, especially in Europe, in order to promote the business, and the results have been very positive.

In general, the business of the Group in the first half of 2012 was not satisfactory. The lack of capital investment by the Chinese Government and the country's weakening export have clearly affected the demand for manufacturing equipment and tools.

LIQUIDITY AND FINANCIAL RESOURCES

The balance of cash net of overdraft of the Group as at 30th June 2012 was HK\$41,510,000 (31st December 2011: HK\$47,655,000). The Group has maintained a good level of cash position. The Group's inventory balance as at 30th June 2012 was HK\$131,300,000 (31st December 2011: HK\$125,051,000). The turnover days of inventory was 61 and it was at a reasonable level. The trade receivables and bills receivables balance was HK\$163,734,000 as at 30th June 2012 (31st December 2011: HK\$141,533,000). The turnover days of sales was 62 which was also at a reasonable level. The trade payables and bills payables balance was HK\$148,702,000 as at 30th June 2012 (31st December 2011: HK\$93,910,000). The balance of short-term borrowings including the bank loan of HK\$41,667,000 for the acquisition of an equity shareholding in OPS Ingersoll was HK\$165,307,000 as at 30th June 2012 (31st December 2011: HK\$174,884,000). More pledged loan for Renminbi was made in first half of the year 2012.

The Group's net gearing ratio was approximately 35.0% as at 30th June 2012 (31st December 2011: 21.8%). The gearing ratio is calculated as net debt divided by total equity. Net debt is calculated as total borrowings less cash and cash equivalents.

The Group generally finances its operations with internally generated resources and banking facilities provided by banks. As at 30th June 2012, the Group had aggregate banking facilities of approximately HK\$831,430,000 of which approximately HK\$326,032,000 was utilised, bearing interest at prevailing market rates and secured by certain leasehold land, land and buildings and restricted bank deposits of the Group in Hong Kong and Singapore, with an aggregate carrying amount of HK\$227,588,000 (31st December 2011: HK\$265,446,000). The Directors are confident that the Group is able to meet its operational and capital expenditure and requirements.



FUTURE PLANS AND PROSPECTS

The changeover of the Standing Committee of the Political Bureau of the Chinese Communist Party will be completed within a few months. It is generally expected that the new leadership group will implement some measures to stimulate the country's economy. However, the effects of these measures will probably not be seen until about early 2013.

The Group will continue to enhance staff productivity, attract more new customers and strengthen customer support. Leeport and Prima Power, a European sheetmetal machinery manufacturer, have just completed a new strategic partnership. The newly established Prima Power Technology Centre in our showroom in Shanghai was opened in July 2012, and is strategically important. It provides machine demonstrations and technical training for customers. It will also be an application and service training centre for all Leeport staff in China and South East Asia. Prima Power has seconded a team of technical and service staff to support the operations of the Technology Centre.

Another technology centre for the new product line, the OPS Ingersoll machine tool from Germany, will be established at our Shenzhen showroom in mid-September this year. At the OPS Ingersoll Technology Centre, we will offer machine demonstrations and technical training for customers. It will also support the training for the OPS Ingersoll sales and service team in this region.

The Group's investment in the establishment of technology centres will enable us to enhance our support to customers, and raise our marketing and technical capabilities for the relevant products.

Due to the weakening market in Europe and the USA, more equipment and tool manufacturers are willing to put additional resources into the China market. The Group is therefore able to gain stronger support from suppliers in the development of the market in this region.

The increasing labour costs in China also create more business opportunities for highly automated machinery. The Group's machine tool products such as the OPS Ingersoll automated mould-centre and the Prima Power automation systems in sheetmetal fabrication will meet our customers' need for greater automation, so the future for these products looks very promising.

The Group is prudent but optimistic about the business prospects for the second half of 2012. Even in the current environment, we see that there is still room for market growth. We are confident that the Group's performance in the second half of the year will improve.



EMPLOYEES

As at 30th June 2012, the Group had 480 employees (2011: 452), of whom 116 were based in Hong Kong; 337 were based in mainland China, and 27 were based in other offices around Asia. Competitive remuneration packages were structured to be commensurate with employees' individual job duties, qualifications, performance and years of experience. In addition to basic salaries, MPF contributions and ORSO contributions, the offered staff benefits also include medical schemes, educational subsidies and discretionary performance bonuses.

A share option scheme was adopted by the Company on 17th June 2003 for a period of 10 years for employees and other eligible participants so as to provide incentives and rewards for their continued contributions to the Group.

SHARE OPTIONS

On 17th June 2003, the Company approved and adopted a share option scheme (the "Scheme").

Movements in the number of share options during the period and their related exercise prices are set out in Note 13 of the interim report.

DETAILS OF THE CHARGES ON THE GROUP'S ASSETS

As at 30th June 2012, certain leasehold land, land and buildings and restricted bank deposits in Hong Kong and Singapore with an aggregate carrying value of approximately HK\$227,588,000 (31st December 2011: HK\$265,446,000) have been pledged to secure the banking facilities of the Group by way of a fixed charge.

CAPITAL EXPENDITURE AND CONTINGENT LIABILITIES

For the first six months of 2012, the Group spent a total of HK\$5,148,000 (30th June 2011: HK\$241,000) in capital expenditure, which primarily consisted of property, plant and equipment. As at 30th June 2012, the Group had no material capital commitments and HK\$29,142,000 (31st December 2011: HK\$31,415,000) contingent liabilities in respect of letters of guarantee was given to customers.

EXPOSURE TO FLUCTUATIONS ON EXCHANGE RATES AND RELATED HEDGES

A substantial portion of the Group's sales and purchase were denominated in foreign currencies, which are subject to exchange rate risks. The Group will use the foreign currencies received from customers to settle the payments to overseas suppliers. In the event that any material payment which cannot be fully matched, the Group will enter into foreign currency contracts with its bankers to minimise the Group's exposure to foreign exchange rate risks.

The Group is committed to buy the following foreign currencies under forward contracts:

	At end 30th June 2012		At end 31st December 2011	
	Buy	For HK\$	Buy	For HK\$
JPY	67,300,000	6,306,000	118,000,000	12,012,000
EUR	1,591,000	15,576,000	2,780,000	28,262,000
SGD	515,000	3,187,000	—	—
AUD	715,000	5,540,000	260,000	1,976,000
		30,609,000		42,250,000

Apart from those set out above, the current information in other management and discussion analysis has not changed materially from those information disclosed in the last published 2011 annual report.


PURCHASE, SALE OR REDEMPTION OF SHARES

The Company has not redeemed any of its shares during the period. Neither the Company nor any of its subsidiaries has purchased or sold any of the Company's shares during the period under review.

DIRECTORS' AND CHIEF EXECUTIVES' INTERESTS AND SHORT POSITIONS IN THE SHARES, UNDERLYING SHARES AND DEBENTURES OF THE COMPANY OR ANY ASSOCIATED CORPORATION

At 30th June 2012, the interests and short positions of each director and chief executive in the shares, underlying shares and debentures of the Company and its associated corporations and their associates (within the meaning of the Securities and Futures Ordinance ("SFO")), as recorded in the register maintained by the Company under Section 352 of the SFO or as notified to the Company, are as follows:

Director	Number of ordinary shares of HK\$0.10 each held			Share options (Note (e))	Total Interests	Percentage
		Personal interests	Family interests	Other Interests		
Mr. LEE Sou Leung, Joseph ("Mr. Lee")	Long position	11,060,000 shares	1,396,000 shares (Note (b))	144,529,982 shares (Note (a))	Nil	156,985,982 70.74%
Ms. TAN, Lisa Marie ("Ms. Tan")	Long position	1,396,000 shares	11,060,000 shares (Note (c))	144,529,982 shares (Note (a))	Nil	156,985,982 70.74%
Mr. CHAN Ching Huen, Stanley ("Mr. Chan")	Long position	780,000 shares	Nil	Nil	Nil	780,000 0.35%
Mr. NIMMO, Walter Gilbert Mearns ("Mr. Nimmo")	Long position	100,000 shares	402,445 shares (Note (d))	Nil	Nil	502,445 0.23%
Dr. Lui Sun Wing ("Dr. Lui")	Long position	100,000 shares	Nil	Nil	260,000	360,000 0.16%

- 
- (a) The 144,529,982 shares are held by Peak Power Technology Limited in its capacity as the trustee of The Lee Family Unit Trust holding the same for the benefit of holders of units issued by The Lee Family Unit Trust. HSBC International Trustee Limited is the trustee of the LMT Trust whose discretionary objects are Ms. Tan and Mr. Lee's family members. The aforesaid shares that Mr. Lee and Ms. Tan are deemed to be interested refer to the same parcel of shares.
 - (b) Mr. Lee is the husband of Ms. Tan. The personal interests of Ms. Tan above are also disclosed as the family interests of Mr. Lee.
 - (c) The personal interests of Mr. Lee above are disclosed as the family interest of Ms. Tan.
 - (d) The 402,445 shares are beneficially owned by Mr. Nimmo's spouse.
 - (e) Information relation to the share options held by the directors is disclosed in the share options section in Note 13 to the condensed interim consolidated financial information.

Other than as disclosed above, at no time during the period was the Company or its subsidiaries a party to any arrangement to enable the directors and chief executives of the Company to hold any interests or short positions in the shares or underlying shares in, or debentures of, the Company or its associated corporation.

SUBSTANTIAL SHAREHOLDERS' INTERESTS AND SHORT POSITIONS IN THE SHARES, UNDERLYING SHARES OF THE COMPANY

At 30th June 2012, the register of substantial shareholders maintained under Section 336 of the SFO shows that the Company had not been notified of any substantial shareholders' interests and short positions, being 5% or more of the Company's issued share capital, other than those of the directors as disclosed above.



CORPORATE GOVERNANCE

During the six months ended 30th June, 2012, the Company has complied with the code provisions set out in the Code on Corporate Governance Practices (effective until 31st March, 2012) and Corporate Governance Code (effective from 1st April, 2012) as stated in Appendix 14 of the Rules Governing the Listing of Securities on The Stock Exchange of Hong Kong Limited except the following:

Code Provision A.2.1

Mr. LEE Sou Leung, Joseph is the Chairman and the Managing Director of the Company but the daily operation and management of the Company are monitored by executive directors as well as the senior management to ensure the balance of power and authority.

MODEL CODE FOR SECURITIES TRANSACTIONS

The Company has adopted the Model Code for Securities Transactions by Directors of Listed Issuers (the “Model Code”) as set out in Appendix 10 to the Listing Rules.

Specific enquiry had been made to all the Directors and the Directors have confirmed that they have complied with the Model Code throughout the period ended 30th June 2012.

AUDIT COMMITTEE

The Audit Committee, comprised of three independent non-executive directors of the Company, namely Mr. PIKE, Mark Terence, Mr. NIMMO, Walter Gilbert Mearns and Professor Tai-Chiu LEE, has reviewed the accounting principles and practices adopted by the Group with the management and has discussed internal controls and financial reporting matters, including a review of the unaudited condensed interim consolidated financial information for the six months ended 30th June 2012 with the directors.

As at the date of this report, the board of directors comprises 4 executive directors, namely Mr. Lee Sou Leung, Joseph, Ms. Tan, Lisa Marie, Mr. Chan Ching Huen, Stanley and Dr. Lui Sun Wing and 3 independent non-executive directors, namely Mr. Pike, Mark Terence, Mr. Nimmo, Walter Gilbert Mearns and Professor Tai-Chiu Lee.

CONDENSED INTERIM CONSOLIDATED BALANCE SHEET

AS AT 30th JUNE 2012

	Note	Unaudited 30th June 2012 HK\$'000	Audited 31st December 2011 HK\$'000
ASSETS			
Non-current assets			
Property, plant and equipment	7	202,972	207,885
Leasehold land	8	6,867	6,947
Investments in associates	9	58,057	—
Loan to an associate	24	29,664	—
		297,560	214,832
Current assets			
Inventories		131,300	125,051
Trade receivables and bills receivables	11	163,734	141,533
Other receivables, prepayments and deposits		63,359	49,193
Available-for-sale financial assets		13,503	7,236
Derivative financial instruments	10	345	55
Tax recoverable		1,698	—
Amount due from an associate	24	3,212	—
Restricted bank deposits		66,397	100,697
Cash and cash equivalents		45,030	52,802
		488,578	476,567
Assets of disposal group classified as held for sale		—	116,128
		488,578	592,695
Total assets		786,138	807,527

CONDENSED INTERIM CONSOLIDATED BALANCE SHEET (CONTINUED)

AS AT 30th JUNE 2012

	Note	Unaudited 30th June 2012 HK\$'000	Audited 31st December 2011 HK\$'000
EQUITY			
Capital and reserves attributable to owners of the Company			
Share capital	13	22,193	22,055
Other reserves		188,328	211,503
Retained earnings			
– Proposed dividend		–	13,233
– Others		133,565	121,729
		344,086	368,520
Non-controlling interests		–	14,853
Total equity		344,086	383,373

CONDENSED INTERIM CONSOLIDATED BALANCE SHEET (CONTINUED)

AS AT 30th JUNE 2012

	Note	Unaudited 30th June 2012 HK\$'000	Audited 31st December 2011 HK\$'000
LIABILITIES			
Non-current liabilities			
Deferred income tax liabilities		17,821	18,519
Current liabilities			
Trade payables and bills payables	14	148,702	93,910
Other payables, accruals and deposits received	15	110,108	79,967
Derivative financial instruments	10	114	510
Borrowings	16	165,307	174,884
Tax payables		–	24
		424,231	349,295
Liabilities of disposal group classified as held for sale		–	56,340
		424,231	405,635
Total liabilities		442,052	424,154
Total equity and liabilities		786,138	807,527
Net current assets		64,347	187,060
Total assets less current liabilities		361,907	401,892

The notes on pages 21 to 48 form an integral part of these condensed interim consolidated financial statements.

CONDENSED INTERIM CONSOLIDATED INCOME STATEMENT

FOR THE SIX MONTHS ENDED 30th JUNE 2012

		Unaudited	
		Six months ended 30th June	
	Note	2012 HK\$'000	2011 HK\$'000
Continuing operations			
Sales	6	446,335	506,624
Cost of goods sold	18	(377,546)	(418,689)
Gross profit		68,789	87,935
Other income and gains – net	17	8,040	12,147
Selling and distribution costs	18	(15,411)	(19,812)
Administrative expenses	18	(70,988)	(60,601)
Operating (loss)/profit		(9,570)	19,669
Finance costs – net		(2,114)	(1,333)
Share of post-tax profits of associates	9	2,378	–
(Loss)/profit before income tax		(9,306)	18,336
Income tax expense	19	(1,315)	(1,895)
(Loss)/profit for the period from continuing operations		(10,621)	16,441
Discontinued operations			
Profit for the period from discontinued operations	12	20,963	32
Profit for the period		10,342	16,473

CONDENSED INTERIM CONSOLIDATED INCOME STATEMENT (CONTINUED)

FOR THE SIX MONTHS ENDED 30th JUNE 2012

		Unaudited	
		Six months ended 30th June	
	Note	2012 HK\$'000	2011 HK\$'000
Profit attributable to:			
– Owners of the Company		9,780	16,428
– Non-controlling interests		562	45
		<u>10,342</u>	<u>16,473</u>
(Loss)/earnings per share from continuing and discontinued operations attributable to owners of the Company (expressed in HK cents per share)			
Basic (loss)/earnings per share	20		
From continuing operations		HK(4.80) cents	HK7.59 cents
From discontinued operations		HK9.22 cents	HK(0.01) cents
		<u>HK4.42 cents</u>	<u>HK7.58 cents</u>
Diluted (loss)/earnings per share	20		
From continuing operations		HK(4.80) cents	HK7.55 cents
From discontinued operations		HK9.22 cents	HK(0.01) cents
		<u>HK4.42 cents</u>	<u>HK7.54 cents</u>
Dividends	21	–	7,714

The notes on pages 21 to 48 form an integral part of these condensed interim consolidated financial statements.

CONDENSED INTERIM CONSOLIDATED STATEMENT OF COMPREHENSIVE INCOME

FOR THE SIX MONTHS ENDED 30th JUNE 2012

	Unaudited Six months ended 30th June	
	2012 HK\$'000	2011 HK\$'000
Profit for the period	10,342	16,473
Other comprehensive (loss)/income		
Movement of deferred tax	339	276
Change in value of available-for-sale financial assets, net of tax	(370)	–
Currency translation differences	(4,167)	11,321
Other comprehensive (loss)/income, net of tax	(4,198)	11,597
Total comprehensive income for the period	6,144	28,070
Total comprehensive income for the period attributable to:		
– Owners of the Company	6,080	27,706
– Non-controlling interests	64	364
	6,144	28,070
Total comprehensive income attributable to owners of the Company arising from:		
– Continuing operations	(12,327)	25,225
– Discontinued operations	18,407	2,481
	6,080	27,706

The notes on pages 21 to 48 form an integral part of these condensed interim consolidated financial statements.

CONDENSED INTERIM CONSOLIDATED STATEMENT OF CHANGES IN EQUITY

FOR THE SIX MONTHS ENDED 30th JUNE 2012

		Unaudited								
		Attributable to owners of the Company								
	Note	Share capital HK\$'000	Share premium HK\$'000	Land and building revaluation reserve HK\$'000	Exchange reserve HK\$'000	Other reserves HK\$'000	Merger reserve HK\$'000	Retained earnings HK\$'000	Non-controlling interest HK\$'000	Total equity HK\$'000
Balance at 1st January 2012		22,055	29,082	108,540	60,007	2,564	11,310	134,962	14,853	383,373
Comprehensive income										
Profit for the period		-	-	-	-	-	-	9,780	562	10,342
Other comprehensive income										
Movement of deferred tax		-	-	339	-	-	-	-	-	339
Transfer of building revaluation reserve to retained earnings on depreciation of buildings		-	-	(2,056)	-	-	-	2,056	-	-
Available-for-sale financial assets		-	-	-	-	(370)	-	-	-	(370)
Currency translation differences		-	-	98	(3,767)	-	-	-	(498)	(4,167)
Total comprehensive income for the period ended 30th June 2012		-	-	(1,619)	(3,767)	(370)	-	11,836	64	6,144
Transaction with owners in their capacity as owners										
Share option scheme										
- value of employee services	13	-	-	-	-	34	-	-	-	34
- proceeds from shares issued	13	138	708	-	-	-	-	-	-	846
Disposal of a subsidiary with loss of control		-	-	-	(17,821)	-	-	-	(15,057)	(32,878)
Changes in ownership interests in subsidiaries without change of control		22	-	-	-	(340)	-	-	140	(200)
Dividend paid relating to 2011			-	-	-	-	-	(13,233)	-	(13,233)
Transaction with owners		138	708	-	(17,821)	(306)	-	(13,233)	(14,917)	(45,431)
Balance at 30th June 2012		22,193	29,790	106,921	38,419	1,888	11,310	133,565	-	344,086

CONDENSED INTERIM CONSOLIDATED STATEMENT OF CHANGES IN EQUITY (CONTINUED)

FOR THE SIX MONTHS ENDED 30th JUNE 2012

		Unaudited								
		Attributable to owners of the Company								
	Note	Share capital HK\$'000	Share premium HK\$'000	Land and building revaluation reserve HK\$'000	Exchange reserve HK\$'000	Other reserves HK\$'000	Merger reserve HK\$'000	Retained earnings HK\$'000	Non-controlling interest HK\$'000	Total equity HK\$'000
Balance at 1st January 2011		21,544	26,480	79,529	49,520	2,177	11,310	114,879	5,781	311,220
Comprehensive income										
Profit for the period		-	-	-	-	-	-	16,428	45	16,473
Other comprehensive income										
Movement of deferred tax		-	-	276	-	-	-	-	-	276
Transfer of building revaluation reserve to retained earnings on depreciation of buildings		-	-	(1,671)	-	-	-	1,671	-	-
Currency translation differences		-	-	200	10,802	-	-	-	319	11,321
Total comprehensive income for the period ended 30th June 2011		-	-	(1,195)	10,802	-	-	18,099	364	28,070
Transaction with owners in their capacity as owners										
Share option scheme										
– value of employee services		-	-	-	-	379	-	-	-	379
– proceeds from shares issued		495	2,521	-	-	-	-	-	-	3,016
Changes in ownership interests in subsidiaries without change of control		-	-	-	(2,188)	1,514	-	1,750	5,924	7,000
Dividend paid relating to 2010		-	-	-	-	-	-	(9,893)	-	(9,893)
Total transaction with owners		495	2,521	-	(2,188)	1,893	-	(8,143)	5,924	502
Balance at 30th June 2011		22,039	29,001	78,334	58,134	4,070	11,310	124,835	12,069	339,792

The notes on pages 21 to 48 form an integral part of these condensed interim consolidated financial statements.

CONDENSED INTERIM CONSOLIDATED CASH FLOW STATEMENT

FOR THE SIX MONTHS ENDED 30th JUNE 2012

	Unaudited	
	Six months ended 30th June	
	2012	2011
	HK\$'000	HK\$'000
Net cash generated from operating activities	20,649	16,204
Net cash used in investing activities	(44,213)	(16,535)
Net cash (used in)/generated from financing activities	(20,338)	11,126
Net (decrease)/increase in cash, cash equivalents and bank overdrafts, including discontinued operations	(43,902)	10,795
Cash, cash equivalents and bank overdrafts at beginning of the period	86,162	58,973
Effect of the exchange rate for the period	(750)	696
Cash, cash equivalents and bank overdrafts at end of the period, including discontinued operations	41,510	70,464
Bank overdrafts	3,520	3,426
Cash and cash equivalents at end of the period	45,030	73,890

The notes on pages 21 to 48 form an integral part of these condensed interim consolidated financial statements.



NOTES TO CONDENSED INTERIM CONSOLIDATED FINANCIAL INFORMATION

1 General information

Leeport (Holdings) Limited (the “Company”) and its subsidiaries (together the “Group”) are principally engaged in the trading, installation and provision of after-sales service of metalworking machinery, measuring instruments, cutting tools and electronic equipment.

The Company is a limited liability company incorporated in Bermuda and domiciled in Hong Kong. The address of its registered office is Clarendon House, 2 Church Street, Hamilton HM 11, Bermuda.

The Company is listed on The Stock Exchange of Hong Kong Limited.

This condensed interim consolidated financial information is presented in HK dollars, unless otherwise stated. This condensed interim consolidated financial information was approved for issue on 30th August 2012.

This condensed interim consolidated financial information has not been audited.

2 Basis of preparation

This unaudited condensed interim consolidated financial information for the six months ended 30th June 2012 has been prepared in accordance with Hong Kong Accounting Standard (“HKAS”) 34, “Interim financial reporting”.

The condensed interim consolidated financial statements should be read in conjunction with the annual financial statements for the year ended 31st December 2011, which have been prepared in accordance with Hong Kong Financial Reporting Standards (“HKFRSs”).

3 Accounting policies

Except as described below, the accounting policies applied are consistent with those of the annual financial statements for the year ended 31st December 2011, as described in those annual financial statements.

Taxes on income in the interim periods are accrued using the tax rate that would be applicable to expected total annual earnings.

3 Accounting policies (Continued)

The following new standards, amendments to standards and interpretations are mandatory for the first time for the financial year beginning on or after 1st January 2012 that either have no significant impact or are not currently relevant to the Group:

HKAS 12 (Amendment)	Deferred Tax: Recovery of Underlying Assets
HKFRS 1 (Amendment)	Severe Hyperinflation and Removal of Fixed Dates for First-time adopters
HKFRS 7 (Amendment)	Disclosures – Transfers of Financial Assets

The following new standards, amendments to standards and interpretations have been issued but are not yet effective for the financial year beginning 1st January 2012 that not currently relevant to the Group and have not been early adopted:

HKAS 1 (Amendment)	Presentation of Financial statement ¹
HKAS 19 (Amendment)	Employee Benefits ¹
HKAS 27 (revised 2011)	Separate Financial Statements ¹
HKAS 28 (revised 2011)	Associates and Joint Ventures ¹
HKFRS 7 (Amendment)	Financial Instruments: Disclosures – Offsetting Financial Assets and Financial Liabilities ¹
HKFRS 10	Consolidated Financial Statements ¹
HKFRS 11	Joint Arrangements ¹
HKFRS 12	Disclosure of Interests in Other Entities ¹
HKFRS 13	Fair Value Measurement ¹
HK(IFRIC) – Int 20	Stripping Costs in the Production Phase of a Surface Mine ¹
HKAS 32 (Amendment)	Financial Instruments: Presentation – Offsetting Financial Assets and Financial Liabilities ²
HKFRS 7 and HKFRS 9 (Amendment)	Mandatory Effective Date and Transition Disclosures ³
HKFRS 9	Financial Instrument ³

¹ Effective for the Group for annual periods beginning on or after 1st January 2013

² Effective for the Group for annual periods beginning on or after 1st January 2014

³ Effective for the Group for annual periods beginning on or after 1st January 2015

The Group is currently assessing the impact of the adoption of the above new standards, amendments to standards and interpretations that have been issued but are not effective for annual periods beginning on or after 1st January 2012, and does not expect there will be a significant impact to the Group's financial statements.

4 Estimates

The preparation of interim financial statements requires management to make judgements, estimates and assumptions that affect the application of accounting policies and the reported amounts of assets and liabilities, income and expense. Actual results may differ from these estimates.

In preparing these condensed interim consolidated financial statements, the significant judgements made by management in applying the Group's accounting policies and the key sources of estimation uncertainty were the same as those that applied to the consolidated financial statements for the year ended 31st December 2011.

5 Financial risk management

5.1 Financial risk factors

The Group's activities expose it to a variety of financial risks: market risk (including currency risk, fair value interest rate risk, cash flow interest rate risk and price risk), credit risk and liquidity risk.

The condensed interim consolidated financial statements do not include all financial risk management information and disclosures required in the annual financial statements, and should be read in conjunction with the Group's annual financial statements as at 31st December 2011.

There have been no changes in the risk management department since year end or in any risk management policies.

5.2 Liquidity risk

Compared to year end, there was no material change in the contractual undiscounted cash out flows for financial liabilities.

5 Financial risk management (Continued)

5.3 Fair value estimation

The table below analyses financial instruments carried at fair value, by valuation method. The different levels have been defined as follows:

- Quoted prices (unadjusted) in active markets for identical assets or liabilities (level 1).
- Inputs other than quoted prices included within level 1 that are observable for the asset or liability, either directly (that is, as prices) or indirectly (that is, derived from prices) (level 2).
- Inputs for the asset or liability that are not based on observable market data (that is, unobservable inputs) (level 3).

The following table presents the Group's assets and liabilities that are measured at fair value at 30th June 2012.

	Level 1 HK\$'000	Total HK\$'000
Assets		
Financial assets at fair value through profit or loss		
– Trading derivatives	345	345
Available-for-sale financial assets		
– Equity securities	13,503	13,503
Total assets	13,848	13,848
Liabilities		
Financial liabilities at fair value through profit or loss		
– Trading derivatives	114	114
Total liabilities	114	114


5 Financial risk management (Continued)

5.3 Fair value estimation (Continued)

The following table presents the Group's assets and liabilities that are measured at fair value as at 31st December 2011.

	Level 1 HK\$'000	Total HK\$'000
Assets		
Financial assets at fair value through profit or loss		
– Trading derivatives	55	55
Available-for-sale financial assets		
– Equity securities	7,236	7,236
Total assets	7,291	7,291
Liabilities		
Financial liabilities at fair value through profit or loss		
– Trading derivatives	510	510
Total liabilities	510	510

In 2012, there were no significant changes in the business or economic circumstances that affect the fair value of the Group's financial assets and financial liabilities. In 2012, there were no reclassifications of financial assets.



6 Segment information

Management has determined the operating segments based on the reports reviewed by the chief operating decision maker, represented by Board of Directors that are used to make strategic decisions.

The Board considers the business from a geographic region. Geographically, management considers the performance in the People's Republic of China (the "PRC"), Hong Kong and other countries.

The Group is principally engaged in the trading, installation and provision of after-sales service of metalworking machinery, measuring instruments, cutting tools and electronic equipment in three main geographical areas, namely the PRC, Hong Kong and other countries (principally Singapore). The PRC, for the purpose of this condensed interim consolidated financial information, excludes Hong Kong, the Republic of China ("Taiwan") and Macau.

The Board assesses the performance of the operating segments based on a measure of segment result, total assets and total capital expenditure. The Group primarily operates in Hong Kong and the PRC. The Group's sales by geographical location are determined by the country in which the customer is located.

6 Segment information (Continued)

	Unaudited							
	Continuing operations				Discontinued operations			
	Six months ended 30th June 2012				Six months ended 30th June 2012			
	The PRC HK\$'000	HK HK\$'000	Others HK\$'000	Total HK\$'000	The PRC HK\$'000	HK HK\$'000	Others HK\$'000	Total HK\$'000
Sales	285,065	88,766	72,504	446,335	2,720	12,877	68	15,665
Segment results	(7,923)	1,981	(1,250)	(7,192)	(107)	1,211	9	1,113
Finance costs				(2,114)				-
(Loss)/profit before income tax				(9,306)				1,113
Income tax expense				(1,315)				-
(Loss)/profit after income tax				(10,621)				1,113
Gain on disposal of discontinued operations				-				19,850
(Loss)/profit for the period				(10,621)				20,963

6 Segment information (Continued)

	Unaudited							
	Continuing operations				Discontinued operations			
	Six months ended 30th June 2011				Six months ended 30th June 2011			
	The PRC HK\$'000	HK HK\$'000	Others HK\$'000	Total HK\$'000	The PRC HK\$'000	HK HK\$'000	Others HK\$'000	Total HK\$'000
Sales	391,699	65,980	48,945	506,624	28,794	40,682	440	69,916
Segment results	16,494	3,291	(116)	19,669	(13)	146	–	133
Finance costs				(1,333)				(101)
Profit before income tax				18,336				32
Income tax expense				(1,895)				–
Profit for the period				16,441				32

There are no sales or other transactions between the geographical segments.

There is no revenue from transactions with a single external customer amounting to 10% or more of the Group's revenues.

	Unaudited 30th June 2012 HK\$'000	Audited 31st December 2011 HK\$'000
Total assets:		
The PRC	315,893	365,787
Hong Kong	339,450	378,859
Other countries (Note a)	130,795	62,881
	786,138	807,527

6 Segment information (Continued)

Total assets are allocated based on where the assets are located.

The total assets of disposal group classified as held for sale are mainly located in Hong Kong. As at 31st December 2011, the total assets of disposal group was HK\$116,128,000.

Segment assets consist primarily of property, plant and equipment, leasehold land, inventories, receivables, derivative financial instruments, operating cash and restricted bank deposits.

	Unaudited 30th June 2012 HK\$'000	Audited 31st December 2011 HK\$'000
Capital expenditure:		
The PRC	828	644
Hong Kong	4,320	3,414
Other countries (Note a)	–	6
	<u>5,148</u>	<u>4,064</u>

Capital expenditure is allocated based on where the assets are located.

The capital expenditure of disposal group classified as held for sales are mainly located in Hong Kong. During the year ended 31st December 2011, the total capital expenditure by the disposal group was HK\$27,000.

Capital expenditure comprises mainly additions to property, plant and equipment.

Notes:

- (a) Other countries mainly include Taiwan, Singapore, United States, Macau, Greece, Germany, United Kingdom, Italy, Japan and Malaysia.

7 Property, plant and equipment

	Unaudited HK\$'000
As at 1st January 2012	207,885
Additions	5,148
Disposal	(478)
Depreciation (Note 18)	(6,138)
Exchange differences	(3,445)
As at 30th June 2012	202,972
As at 1st January 2011	171,140
Additions	241
Disposal	(75)
Depreciation	(5,562)
Exchange differences	6,754
As at 30th June 2011	172,498

The Group's properties located in Hong Kong, the PRC and Singapore were revalued at 31st December 2011. Valuations of land and buildings located in Hong Kong and building in the PRC were made on the basis of open market values by Cushman & Wakefield Valuation Advisory Services (HK) Ltd, a member of the Hong Kong Institute of Surveyors. The building of the Group located in Singapore was revalued at 31st December 2011 on the basis of their open market values by Associated Property Consultant Pte Ltd., an independent firm of professional valuer. No valuation was performed during the period as there was no indication of significant changes in the values since previous annual reporting date.

Bank borrowings are secured on land and buildings for the carrying amount of HK\$159,484,000 (31st December 2011: HK\$163,010,000) (Note 16).

8 Leasehold land

The Group's interests in leasehold land represent prepaid operating lease payments and their net book values are analysed as follows:

	Unaudited 30th June 2012 HK\$'000	Audited 31st December 2011 HK\$'000
Outside Hong Kong, held on:		
Leases of between 10 to 50 years	6,867	6,947

Movements of the lease prepayment for land are as follows:

	Unaudited HK\$'000
As at 1st January 2012	6,947
Exchange differences	31
Amortisation (Note 18)	(111)
As at 30th June 2012	6,867
As at 1st January 2011	7,190
Exchange differences	102
Amortisation (Note 18)	(107)
As at 30th June 2011	7,185

Bank borrowings are secured on leasehold land for the carrying amount of HK\$1,707,000 (31st December 2011: HK\$1,739,000) (Note 16).

9 Investments in associates

On 28th February 2012, the Group has disposed 31% equity interest of Mitutoyo Leepport Metrology Corporation ("MLMC") to Mitutoyo Corporation. Upon the completion of disposal, MLMC becomes an associate of the Group. The fair value of the associate on the disposal date is HK\$40,000,000.

On 3rd April 2012, the Group has acquired 22.34% interests in OPS-Ingersoll Funkenerosion GmbH. The cash consideration of the investment is HK\$15,679,000.

	Unaudited 30th June 2012 HK\$'000
Beginning of the period	–
Additions	55,679
Share of post-tax profits of associates	2,378
End of the period	58,057

The Group's share of the results in associates and their aggregated assets and liabilities are shown below:

	Unaudited 30th June 2012	
	Mitutoyo Leepport Metrology Corporation HK\$'000	OPS-Ingersoll Funkenerosion GmbH HK\$'000
Assets	129,236	269,266
Liabilities	47,624	225,899
Revenue	92,510	61,125
Share of profit/(loss)	3,213	(835)
Percentage held	49.00%	22.34%

10 Derivative financial instruments

	Unaudited	
	As at 30th June 2012	
	Assets	Liabilities
	HK\$'000	HK\$'000
Forward foreign exchange contracts		
– non-hedging instruments	345	114
	Audited	
	As at 31st December 2011	
	Assets	Liabilities
	HK\$'000	HK\$'000
Forward foreign exchange contracts		
– non-hedging instruments	55	510

11 Trade receivables and bills receivables

At 30th June 2012 and 31st December 2011, the ageing analysis of trade receivables and bills receivables by due dates are as follows:

	Unaudited	Audited
	30th June 2012	31st December 2011
	HK\$'000	HK\$'000
Current	79,703	82,206
1 – 3 months	63,602	34,257
4 – 6 months	10,969	9,314
7 – 12 months	5,278	11,856
Over 12 months	9,863	8,761
	169,415	146,394
Less: provision for impairment of receivables	(5,681)	(4,861)
	163,734	141,533

11 Trade receivables and bills receivables (Continued)

The Group generally grants credit terms of 30 to 90 days to its customers. Longer payment terms of approximately 120 days might be granted to those customers who have good payment history and long-term business relationship with the Group.

12 Discontinued operations

On 28th February 2012, the Group has disposed 31% equity interest of MLMC resulting in a loss of control on the subsidiary. As a result, MLMC becomes an 49% own associated company of the Group. The subsidiary was sold for a cash consideration of HK\$21,700,000 and results are presented in the condensed interim financial information as a discontinued operation.

Financial information relating to MLMC for the period to the date of disposal is set out below. The income statement and cash flow statement distinguish discontinued operations from continuing operations. Comparative figures have been restated.

	Unaudited	
	Six months ended 30th June	
	2012	2011
	HK\$'000	HK\$'000
Operating cash flows	11,410	4,590
Investing cash flows	(6,229)	2,046
Financing cash flows	–	(1,674)
Total cash flows	5,181	4,962

12 Discontinued operations (Continued)

	Unaudited	
	Six months ended 30th June	
	2012	2011
	HK\$'000	HK\$'000
Revenue	15,665	69,916
Expenses – net	(14,552)	(69,884)
Profit before income tax of discontinued operations	1,113	32
Income tax expense	–	–
Gain on disposal of discontinued operations	1,113	32
	19,850	–
Profit from discontinued operations	20,963	32
Profit for the year from discontinued operations attributable to:		
– Owners of the Company	20,401	(13)
– Non-controlling interests	562	45
	20,963	32

13 Share capital

	Unaudited 30th June 2012 HK\$'000	Audited 31st December 2011 HK\$'000
Authorised:		
1,000,000,000 ordinary shares of HK\$0.10 each	100,000	100,000
	Number of shares (in thousand)	Share Capital HK\$'000
Issued and fully paid:		
At 1st January 2012		
220,546,062 ordinary shares of HK\$0.10 each	220,546	22,055
1,388,000 ordinary shares of HK\$0.10 each issued on exercise of share options	1,388	138
At 30th June 2012		
221,934,062 ordinary shares of HK\$0.10 each	221,934	22,193

Share options

On 17th June 2003, the Company approved and adopted a share option scheme (the "Scheme").

13 Share capital (Continued)

Movements in the number of share options outstanding and their related exercise prices are as follows:

Eligible participants	Date of grant	Exercise period	Exercise Price HK\$	At beginning of the period	Exercised during the period	Lapsed during the period	At end of the period
Director							
TAN, Lisa Marie (Ms. Tan)	29th March 2010	29th March 2011-28th March 2012	0.61	580,000	(580,000)	–	–
LUI Sun Wing (Dr. Lui)	4th July 2011	2nd July 2012-1st July 2013	0.96	260,000	–	–	260,000
NIMMO, Walter Gilbert Mearns (Mr. Nimmo)	29th March 2010	29th March 2011-28th March 2012	0.61	100,000	(100,000)	–	–
Employees (excluding directors)							
	29th March 2010	29th March 2011-28th March 2012	0.61	2,098,000	(708,000)	(1,390,000)	–
				<u>3,038,000</u>	<u>(1,388,000)</u>	<u>(1,390,000)</u>	<u>260,000</u>

The weighted average closing price of the shares immediately before the dates on which the options were exercised was HK\$0.95.

During the six months ended 30th June 2012, 1,388,000 shares of the Company were issued upon the exercise of share options at exercise price of HK\$0.61, and resulting in approximately HK\$708,000 credited to share premium.

During the period, no share options were granted or cancelled.

The share-based payment recognised in the condensed interim consolidated income statement for these share options granted to directors and employees for the six months ended 30th June 2012 is HK\$34,000 (2011: HK\$379,000).

14 Trade payables and bills payables

At 30th June 2012 and 31st December 2011, the ageing analysis of the trade payables and bills payables by due dates are as follows:

	Unaudited 30th June 2012 HK\$'000	Audited 31st December 2011 HK\$'000
Current	146,458	90,902
1 – 3 months	736	1,768
4 – 6 months	904	23
7 – 12 months	21	30
Over 12 months	583	1,187
	148,702	93,910

15 Other payables, accruals and deposits received

Included in other payables, accruals and deposits received is a warranty provision for repairs or replacement of products still under warranty period at the reporting date. The Group normally provides one-year warranties on certain products and undertakes to repair or replace items that fail to perform satisfactorily. Movements in warranty provision are set out below:

	Unaudited 30th June 2012 HK\$'000	Audited 31st December 2011 HK\$'000
At 1st January	4,363	4,468
Provision made during the period/year	2,545	9,479
Provision utilised during the period/year	(2,673)	(8,910)
Transferred to disposal group classified as held for sale	–	(674)
At the end of the period/year	4,235	4,363

16 Borrowings

	Unaudited 30th June 2012 HK\$'000	Audited 31st December 2011 HK\$'000
Current		
Collateralised borrowings	–	4,547
Trust receipt loans	60,620	67,531
Short-term bank loans	101,167	97,659
Bank overdrafts	3,520	5,147
Total borrowings	165,307	174,884

Bank borrowings are secured by the leasehold land (Note 8), property, plant and equipment (Note 7) and restricted bank deposits of the Group.

Movements in borrowings are analysed as follows:

	Unaudited HK\$'000
As at 1st January 2012	174,884
Repayments of borrowings	(142,254)
Proceeds from borrowings	132,136
Exchange differences	541
As at 30th June 2012	165,307
As at 1st January 2011	121,291
Repayments of borrowings	(93,180)
Proceeds from borrowings	87,580
Exchange differences	379
As at 30th June 2011	116,070

Interest expenses on borrowings and loans for the period ended 30th June 2012 is HK\$2,840,000 (30th June 2011: HK\$1,747,000).

17 Other income and gains – net

	Unaudited	
	Six months ended 30th June	
	2012	2011
	HK\$'000	HK\$'000
Derivative instruments-forward contracts:		
– Realised and unrealised net fair value gain/(loss)	686	(260)
Service income	3,717	6,074
Commission income	136	2,975
Other income	3,501	3,358
	8,040	12,147

18 Expenses by nature

Expenses included in cost of goods sold, selling and distribution costs and administrative expenses are analysed as follows:

	Unaudited	
	Six months ended 30th June	
	2012	2011
	HK\$'000	HK\$'000
Costs of inventories sold	374,839	414,003
Depreciation on property, plant and equipment	6,138	5,206
Amortisation on leasehold land	111	107
(Reversal of)/provision for slow moving inventories	(1,415)	353
Net provision for impairment of trade and bills receivables	822	68
Employee benefits expenses (including directors' remuneration)	41,115	35,626
Other expenses	42,335	43,739
Total cost of sales, selling and distribution costs and administrative expenses	463,945	499,102

19 Income tax expense

The amount of taxation charged to the condensed interim consolidated income statement represents:

	Unaudited	
	Six months ended 30th June	
	2012	2011
	HK\$'000	HK\$'000
Current income tax:		
– Hong Kong profits tax	12	484
– PRC and overseas taxation	2,467	1,513
– (Over)/under-provision in previous years	(805)	875
Deferred income tax	(359)	(977)
	1,315	1,895

Income tax expense are recognised based on management's best estimate of the projected annual effective income tax rate which is expected for the full financial year.

Hong Kong profits tax has been provided at the rate of 16.5% (2011: 16.5%) on the estimated assessable profit for the period.

Enterprise income tax ("EIT") in the PRC has been provided at the rate of 25% (2011: 25%) on the estimated assessable profit for the period with certain preferential provisions.

Corporate tax in Singapore has been provided at the rate of 17% (2011: 17%) on the estimated assessable profit for the period.

Taxation on other overseas profits has been calculated on the estimated assessable profit for the period at the rates of taxation prevailing in the countries in which the subsidiaries of the Group operate.

20 (Loss)/earnings per share

(a) Basic

Basic (loss)/earnings per share is calculated by dividing the (loss)/profit attributable to owners of the Company by the weighted average number of ordinary shares in issue during the period.

Unaudited		
Six months ended 30th June		
	2012	2011
(Loss)/profit from continuing operations attributable to owners of the Company (HK\$'000)	(10,621)	16,441
Profit/(loss) from discontinued operations attributable to owners of the Company (HK\$'000)	20,401	(13)
	9,780	16,428
Weighted average number of ordinary shares in issue (in thousands)	221,462	216,781

Unaudited		
Six months ended 30th June		
	2012	2011
Basic (loss)/earnings per share attributable to owners of the Company (HK cents per share)		
– From continuing operations	(4.80)	7.59
– From discontinued operations	9.22	(0.01)

20 (Loss)/earnings per share (Continued)

(b) Diluted

The conversion of all potential ordinary shares arising from share options granted by the Company would have an anti-dilutive effect on the (loss)/earnings per share for the period ended 30th June 2012.

In 2011, the diluted (loss)/earnings per share is based on the weighted average number of ordinary shares, including the adjustment for share options granted during the period, of 217,928,000.

	Unaudited	
	Six months ended 30th June	
	2012	2011
Weighted average number of ordinary shares in issue (in thousands)	221,462	216,781
Adjustment for:		
– Share options (in thousands)	–	1,147
Weighted average number of ordinary shares for diluted (loss)/earnings per share (in thousands)	221,462	217,928
Diluted (loss)/earnings per share attributable to owners of the Company (HK cents per share)		
– From continuing operations	(4.80)	7.55
– From discontinued operations	9.22	(0.01)

21 Dividends

	Unaudited	
	Six months ended 30th June	
	2012	2011
	HK\$'000	HK\$'000
Interim, proposed, of HK Nil cents (2011: HK3.5 cents) per ordinary share	-	7,714

No interim dividend is proposed for the period ended 30th June 2012 (2011: HK3.5 cents per ordinary share).

22 Changes in ownership interests in a subsidiary without change of control

(a) Acquisition of additional interest in a subsidiary

On 27th February 2012, a wholly owned subsidiary of the Company acquired an additional 20% interest in Leeport Metrology Macao Commercial Offshore Limited for a purchase consideration of HK\$200,000. Subsequently, it became a wholly owned subsidiary. On the date of acquisition, Leeport Metrology Macao Commercial Offshore Limited is at a net liability position of HK\$698,000, and the carrying amount of the non-controlling interests was a negative of HK\$140,000. The Group recognised an increase in non-controlling interests of HK\$140,000 and a decrease in equity attributable to owners of the Company of HK\$340,000. The effect of changes in the ownership interest of Leeport Metrology Macao Commercial Offshore Limited on the equity attributable to owners of the Company during the year are summarised as follows:

	Unaudited	Audited
	30th June	31st December
	2012	2011
	HK\$'000	HK\$'000
Carrying amount of non-controlling interests acquired	(140)	-
Consideration paid to non-controlling interests	(200)	-
Excess of consideration paid recognised within equity	(340)	-

22 Changes in ownership interests in a subsidiary without change of control (Continued)

- (b) Effects of changes in ownership interests in a subsidiary without change of control on the equity attributable to owners of the Company for the year ended 30th June 2012

	Unaudited 30th June 2012 HK\$'000
Total comprehensive income for the period attributable to owners of the Company	6,080
Changes in equity attributable to owners of the Company arising from:	
– Acquisition of additional interests in a subsidiary	(340)
Total effect for changes in ownership interests in subsidiary without change of control on equity attributable to owners of the Company	5,740

23 Contingent liabilities

	Unaudited 30th June 2012 HK\$'000	Audited 31st December 2011 HK\$'000
Letters of guarantee given to customers	29,142	31,415

Certain subsidiaries have given undertakings to banks that they will perform certain contractual non-financial obligations to third parties. In return, the banks have provided letters of guarantee to third parties on behalf of these subsidiaries. As at 30th June 2012, the amount of guarantees outstanding was HK\$29,142,000 (2011: HK\$31,415,000).

24 Related party transactions

The Group is controlled by Peak Power Technology Limited (incorporated in the British Virgin Island), which owns 65.12% of the Company's shares. The remaining 34.88% of the shares are widely held.

Other than those as disclosed in other notes to the condensed interim consolidated financial information, the Group has entered into the following significant transactions with a related party during the period:

- (a) Transaction with key management

	Unaudited	
	Six months ended 30th June	
	2012 HK\$'000	2011 HK\$'000
Rental paid to a director, Mr. LEE Sou Leung, Joseph	42	42

The Group has entered into lease agreements with a director, Mr. LEE Sou Leung, Joseph to lease office spaces in China for the six months ended 30th June 2012 amounted to HK\$42,000 (2011: HK\$42,000). In the opinion of the directors, such transactions have been entered into in the ordinary and usual course of business of the Group, the terms are negotiated on an arm's length basis and on normal commercial terms, and are fair and reasonable in the interests of the shareholders of the Company as a whole.

24 Related party transactions (Continued)

(b) Key management compensation

Key management includes directors (executive and non-executive), members of Executive Committee and the Company Secretary. The compensation paid or payable to key management for employee service is shown below:

	Unaudited	
	Six months ended 30th June	
	2012	2011
	HK\$'000	HK\$'000
Salaries and other short-term employee benefits	5,790	4,859
Pension costs – defined contribution plans	200	173
Share-based compensation	–	171
	5,990	5,203

(c) Sales of goods and services:

	Unaudited	
	Six months ended 30th June	
	2012	2011
	HK\$'000	HK\$'000
Sales of goods to an associate		
– MLMC	4,261	–
Sales of services to an associate		
– MLMC	2,562	–

The transaction price was determined by the directors and agreed with the related parties.

24 Related party transactions (Continued)

- (d) Period-end balance arising from sales of goods/services

	Unaudited	
	Six months ended 30th June	
	2012	2011
	HK\$'000	HK\$'000
Receivables from an associate		
– MLMC	3,212	–

- (e) Loan to an associate

During the period, the Group has made a loan to an associate - OPS-Ingersoll Funkenerosion GmbH and carry interest at HIBOR plus 4.5% and will not be repaid within the next twelve months from the reporting date.

As at 30th June 2012, the carrying value of the loan to an associate was \$29,664,000. No provision has been required as at period ended.

On behalf of the Board
LEE Sou Leung, Joseph
Chairman

Hong Kong, 30th August 2012