

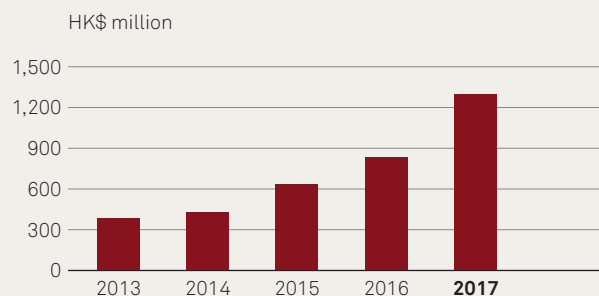
Financial and Operational Highlights

For the Year Ended 31 December 2017

	Unit	2017	2016 (Restated)	Increase/ (decrease)
Financial Highlights				
Revenue (from continuing operations):	HK\$ million	7,899.9	7,744.2	2%
– Fare revenue	HK\$ million	7,644.2	7,501.5	2%
– Media sales revenue	HK\$ million	181.6	179.2	1%
– Gross rentals from investment property	HK\$ million	74.1	63.5	17%
Profit attributable to equity shareholders of the Company	HK\$ million	1,294.8	830.9	56%
Earnings per share	HK\$	3.11	2.04	52%
Ordinary dividends per share	HK\$	1.25	1.25	–
Total equity attributable to equity shareholders of the Company	HK\$ million	9,542.9	7,825.8	22%
Total assets	HK\$ million	14,656.0	13,312.5	10%
Net borrowings	HK\$ million	1,120.5	1,648.4	(32%)
Net finance income	HK\$ million	46.3	42.4	9%
Cash generated from operations	HK\$ million	1,791.1	1,970.8	(9%)
Key Financial Ratios				
Profit margin		16.4%	10.7%	53%
Profit margin (for continuing operations)		10.9%	11.1%	(2%)
EBITDA margin		29.7%	24.2%	23%
EBITDA margin (for continuing operations)		24.1%	24.5%	(2%)
Return on equity attributable to equity shareholders of the Company		13.6%	10.6%	28%
Gearing ratio (ratio of net borrowings to total equity attributable to equity shareholders of the Company)	Times	0.1	0.2	(44%)
Total borrowings/EBITDA (for continuing operations)		1.2	1.4	(14%)
Current ratio		1.3	1.3	5%
Dividend cover (ratio of profit attributable to equity shareholders of the Company to total dividends paid and proposed for the year)	Times	2.5	1.6	56%
Share price per share at year-end	HK\$	25.15	22.10	14%
Market capitalisation at year-end	HK\$ million	10,624.80	9,098.10	17%
Operational Highlights				
Hong Kong Franchised Public Bus Operations:				
Average number of passenger trips per day	Million trips	2.86	2.81	2%
Number of licensed buses at year-end		4,217	4,162	1%
Number of staff at year-end		12,363	12,610	(2%)
Average number of staff per licensed bus at year-end		2.93	3.03	(3%)
Hong Kong Non-franchised Transport Operations:				
Number of licensed buses at year-end		401	401	–
Number of staff at year-end		678	634	7%
China Mainland Transport Operations:				
Number of licensed buses at year-end		6,205	5,211	19%
Number of taxis and vehicles for rental at year-end		9,284	7,505	24%

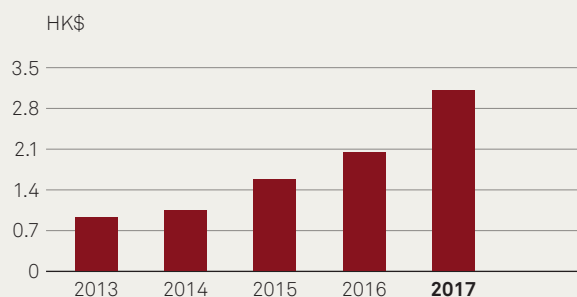
Profit attributable to equity shareholders of the Company

Profit attributable to equity shareholders for 2017 was HK\$1,295 million



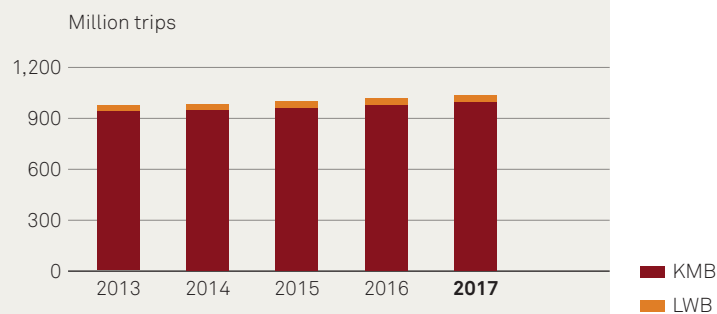
Earnings per share

Earnings per share for 2017 was HK\$3.11



Number of passenger trips (Franchised public bus operations)

Number of passenger trips in 2017 was 1,044.6 million, up from 1,027.4 million in 2016



Share price of the Company and Hang Seng Index at year-end

The closing share price of the Company at 2017 year-end was HK\$25.15 per share, up 14% compared with that at 2016 year-end

