

FINANCIAL AND OPERATIONAL HIGHLIGHTS

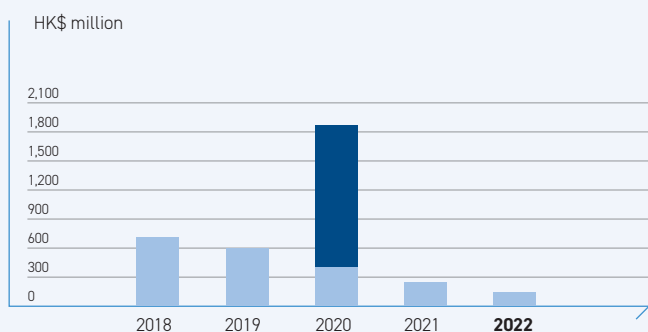
For the Year Ended 31 December 2022

	Unit	2022	2021	Increase/ (Decrease)
Financial Highlights				
Revenue	HK\$ million	6,607.2	7,202.0	(8%)
– Fare revenue	HK\$ million	6,286.4	6,821.7	(8%)
– Media sales revenue	HK\$ million	264.5	328.6	(20%)
– Gross rentals from investment property	HK\$ million	56.3	51.7	9%
Profit attributable to equity shareholders of the Company	HK\$ million	143.6	245.0	(41%)
Earnings per share	HK\$	0.31	0.53	(42%)
Ordinary dividends per share	HK\$	0.50	0.50	–
Total equity attributable to equity shareholders of the Company	HK\$ million	13,377.9	13,678.7	(2%)
Total assets	HK\$ million	21,150.7	19,946.1	6%
Net borrowings	HK\$ million	2,725.0	1,895.0	44%
Net finance income	HK\$ million	43.3	46.8	(7%)
Cash generated from operations	HK\$ million	809.1	1,284.3	(37%)
Key Financial Ratios				
Profit margin		2.2%	3.4%	(1.2%) points
EBITDA margin		18.4%	18.1%	0.3% points
Return on equity attributable to equity shareholders of the Company		1.1%	1.8%	(0.7%) points
Gearing ratio	Times	20.4%	13.9%	6.5% points
(ratio of net borrowings to total equity attributable to equity shareholders of the Company)				
Current ratio		1.1	1.0	10%
Share price per share at year-end	HK\$	11.38	12.80	(11%)
Market capitalisation at year-end	HK\$ million	5,404.8	5,958.0	(9%)
Operational Highlights				
Hong Kong Franchised Public Bus Operations:				
Average number of passenger trips per day	Million trips	2.29	2.52	(9%)
Number of licensed buses at year-end		4,301	4,269	1%
Number of staff at year-end		12,837	13,069	(2%)
Average number of staff per licensed bus at year-end		2.98	3.06	(3%)
Hong Kong Non-franchised Transport Operations:				
Number of licensed buses at year-end		411	412	(0%)
Number of staff at year-end		729	623	17%
China Mainland Transport Operations:				
Number of licensed buses at year-end		5,684	5,589	2%
Number of taxis and vehicles for rental at year-end		9,473	10,444	(9%)

Profit Attributable to Equity Shareholders of the Company

The profit attributable to equity shareholders for 2022 was HK\$143.6 million

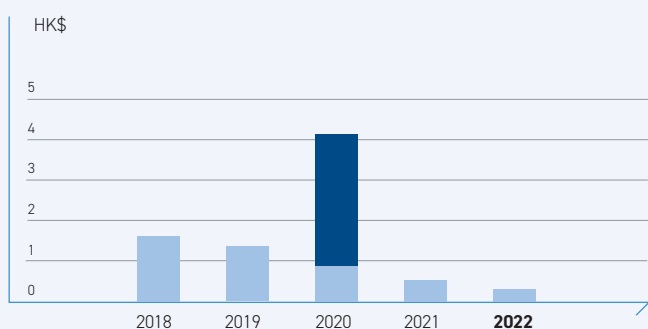
■ Recurring earnings
■ Non-recurring earnings



Earnings per Share

Earnings per share for 2022 was HK\$0.31

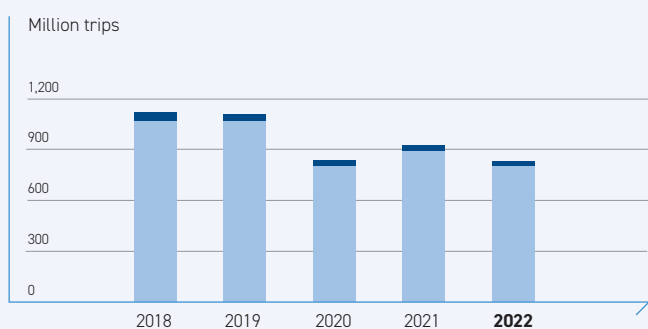
■ Recurring earnings
■ Non-recurring earnings



Number of Passenger Trips (Franchised Public Bus Operations)

The number of passenger trips in 2022 was 834.0 million

■ KMB
■ LWB



Share Price of the Company and Hang Seng Index at Year-end

The closing share price of the Company at 2022 year-end was HK\$11.38 per share

■ Share price of the Company (HK\$)
■ Hang Seng Index

