

STOCK CODE

股份代號

376

Yunfeng Financial Group Limited

雲鋒金融集團有限公司

2022

Annual Report
年度報告



云鋒金融

This annual report, in both English and Chinese versions, is available on the Company's website at www.yff.com (the "**Company Website**").

Shareholders who have chosen or have been deemed consented to receive the corporate communications of the Company (the "**Corporate Communications**") via the Company Website and who for any reason have difficulty in receiving or gaining access to the annual report posted on the Company Website will promptly upon request be sent the annual report in printed form free of charge.

Shareholders may at any time change their choice of the means of receipt (either in printed form or via the Company Website) of Corporate Communications.

Shareholders may send their request to receive the annual report in printed form, and/or to change their choice of the means of receipt of Corporate Communications by notice in writing to the share registrar of the Company, Computershare Hong Kong Investor Services Limited at 17M Floor, Hopewell Centre, 183 Queen's Road East, Wanchai, Hong Kong or by sending an email to the share registrar of the Company at yunfeng.ecom@computershare.com.hk.

本年度報告的中、英文本已登載於本公司網站www.yff.com（「本公司網站」）。

已選擇或被視為同意透過本公司網站收取本公司的公司通訊（「公司通訊」）的股東，如因任何理由在收取或下載於本公司網站登載的年度報告有任何困難，只要提出要求，均可立刻獲免費發送本年度報告的印刷本。

股東可隨時更改收取公司通訊的方式的選擇（即收取公司通訊的印刷本，或透過本公司網站取得公司通訊）。

股東可以書面通知本公司的股份過戶登記處，香港中央證券登記有限公司，地址為香港灣仔皇后大道東183號合和中心17M樓，或以電郵致本公司的股份過戶登記處（電郵地址為yunfeng.ecom@computershare.com.hk）提出收取本年度報告印刷本的要求，及／或更改收取公司通訊的方式。

	<i>Pages</i> 頁碼
Corporate Information 公司資料	2
Management Discussion and Analysis 管理層討論及分析	4
Independent Actuaries Report on Review of Embedded Value Information 內含價值信息審閱的獨立精算師報告	28
Embedded Value 內含價值	30
Biographical Details of Directors and Senior Management 董事及高級管理人員履歷	39
Corporate Governance Report 企業管治報告	44
Report of the Directors 董事會報告	62
Environmental, Social and Governance Report 環境、社會及管治報告	86
Independent Auditor's Report 獨立核數師報告	122
Consolidated Income Statement 綜合收益表	134
Consolidated Statement of Comprehensive Income 綜合全面收益表	136
Consolidated Statement of Financial Position 綜合財務狀況表	138
Consolidated Statement of Changes in Equity 綜合權益變動表	140
Consolidated Cash Flow Statement 綜合現金流量表	142
Notes to the Financial Statements 財務報表附註	146
Five Year Financial Summary 五年財務概要	350
Definitions 釋義	351

Corporate Information

公司資料

BOARD OF DIRECTORS

Chairman

Mr. Yu Feng (*Non-Executive Director*)

Executive Directors

Mr. Huang Xin (*Interim Chief Executive Officer*)

Non-Executive Directors

Mr. Adnan Omar Ahmed
Mr. Michael James O'Connor
Ms. Hai Olivia Ou

Independent Non-Executive Directors

Mr. Qi Daqing
Mr. Chu Chung Yue, Howard
Mr. Xiao Feng

AUDIT COMMITTEE

Mr. Chu Chung Yue, Howard (*Chairman*)
Mr. Qi Daqing
Mr. Xiao Feng

REMUNERATION COMMITTEE

Mr. Qi Daqing (*Chairman*)
Mr. Huang Xin
Mr. Chu Chung Yue, Howard
Mr. Xiao Feng

NOMINATION COMMITTEE

Mr. Yu Feng (*Chairman*)
Mr. Qi Daqing
Mr. Chu Chung Yue, Howard

AUTHORISED REPRESENTATIVES

Mr. Huang Xin
Mr. Chan Man Ko

董事會

主席

虞鋒先生 (*非執行董事*)

執行董事

黃鑫先生 (*代理行政總裁*)

非執行董事

Adnan Omar Ahmed先生
Michael James O'Connor先生
海歐女士

獨立非執行董事

齊大慶先生
朱宗宇先生
肖風先生

審核委員會

朱宗宇先生 (*主席*)
齊大慶先生
肖風先生

薪酬委員會

齊大慶先生 (*主席*)
黃鑫先生
朱宗宇先生
肖風先生

提名委員會

虞鋒先生 (*主席*)
齊大慶先生
朱宗宇先生

授權代表

黃鑫先生
陳文告先生

COMPANY SECRETARY

Mr. Chan Man Ko

AUDITOR

KPMG
Certified Public Accountants
Public Interest Entity Auditor registered in accordance
with the Accounting and Financial Reporting Council
Ordinance

BANKERS

Bank of Communications
China Construction Bank (Asia)
Bank of China (Hong Kong)
China Minsheng Banking Corporation Limited
The Hongkong and Shanghai Banking Corporation
Limited

REGISTERED AND PRINCIPAL OFFICE

Rooms 1803-1806
18th Floor, China Evergrande Centre
38 Gloucester Road, Wanchai
Hong Kong

SHARE REGISTRAR

Computershare Hong Kong Investor Services Limited
Shops 1712-1716,
17th Floor, Hopewell Centre,
183 Queen's Road East,
Wanchai, Hong Kong

WEBSITE

www.yff.com

STOCK CODE

376

公司秘書

陳文告先生

核數師

畢馬威會計師事務所
執業會計師
根據《會計及財務匯報局條例》下的註冊之
公眾利益實體核數師

主要往來銀行

交通銀行
中國建設銀行(亞洲)
中國銀行(香港)
中國民生銀行
滙豐銀行

註冊及主要辦事處

香港
灣仔告士打道38號
中國恒大中心18樓
1803-1806室

股份過戶登記處

香港中央證券登記有限公司
香港灣仔
皇后大道東183號
合和中心
17樓1712-1716室

網站

www.yff.com

股票代號

376

Management Discussion and Analysis

管理層討論及分析

OVERVIEW

During the Year, COVID-19 continued to impact global financial markets. Facing the challenges and opportunities during the recovery, the Group effectively executed its business plan and actively pursued appropriate opportunities to broaden revenue streams and enhance shareholder value under the current market conditions. The Group captured the opportunities arising from the recovery to achieve breakthroughs and sustainable development in its business.

The Group's sources of revenue include life insurance premium income and other financial businesses including subscription fees and management fees for products launched by the Group, platform fees for distribution of third-parties products, administration fee for employees stock ownership plan management services and brokerage commission income etc. For the Year, the Group's revenue amounted to HK\$9,461 million, representing an increase of 11% compared to that of HK\$8,521 million for the year 2021. The revenue included HK\$9,428 million premiums and fee income, representing an increase of 11% compared to that of HK\$8,479 million for the year 2021, and HK\$33 million of income from other financial services, representing an decrease of 22% compared to that of HK\$43 million for the year 2021. The adjusted operating profit was approximately HK\$934 million, representing an increase of 14% compared to that of HK\$818 million for the year 2021. The Group's consolidated loss amounted to HK\$111 million compared to the consolidated profit of HK\$793 million for the year 2021. The net loss attributable to equity shareholders of the Company amounted to HK\$256 million compared to a net profit attributable to equity shareholders of the Company of HK\$513 million for the Prior Year. The net loss attributable to equity shareholders of the Company for the Year was mainly due to the Group's investments losses as a result of adverse market conditions.

概要

於二零二二年，新冠肺炎疫情繼續影響全球金融市場。面對復蘇過程中的挑戰和機遇，本集團有效地執行其業務計劃，並在當前市場環境下積極尋求適當機會以拓寬收入來源，提高股東價值。本集團把握復蘇中出現的各種機遇，實現業務的突破和持續發展。

本集團的主營業務收入來源包括人壽保險保費收入及其他金融業務（包括發行產品的認購費及管理費、分銷第三方產品的平台費、員工持股計劃服務管理費及經紀佣金收入等）。本年度，本集團的收入為94.61億港元，較二零二一年85.21億港元增長11%，其中包括94.28億港元保費及費用收入，較二零二一年84.79億港元增長11%，及來自其他金融服務收入3,300萬港元，較二零二一年4,300萬港元減少22%。經調整後的經營溢利約為9.34億港元，較二零二一年8.18億港元上升14%，本集團的合併虧損為1.11億港元，而二零二一年合併溢利為7.93億港元。本公司權益股東應佔虧損淨額為2.56億港元，而上年度本公司權益股東應佔溢利淨額為5.13億港元。本年度本公司權益股東應佔虧損淨額主要由於不利的市場環境導致本集團持有的投資虧損所致。

Management Discussion and Analysis

管理層討論及分析

CONSOLIDATED FINANCIAL RESULTS REVIEW

The financial highlights of the Group were as follows:

Consolidated financial result analysis

For the year ended 31 December, HK\$ million

綜合財務表現

本集團年內重點財務表現如下：

綜合財務表現分析

截至十二月三十一日止年度，百萬港元

		2022 二零二二年	2021 二零二一年	Change % 變化 %
Income	收入			
Premiums and fee income	保費及費用收入	9,428	8,479	11
(Loss)/profit after taxation	除稅後(虧損)/溢利	(111)	793	N/A不適用
Net (loss)/profit attributable to the owners	擁有人應佔(虧損)/溢利淨額	(256)	513	N/A不適用
Basic (loss)/earnings per share (HK\$) (Note 1)	每股基本(虧損)/盈利(港元)(附註1)	(0.07)	0.13	N/A不適用
Final dividend proposed per share	建議分派末期每股股息	-	-	N/A不適用

At 31 December, HK\$ million

於十二月三十一日，百萬港元

		2022 二零二二年	2021 二零二一年	Change % 變化 %
Total assets	資產總額	102,870	98,474	4
Total equity	權益總額	14,794	19,891	(26)
Owner's equity	擁有人權益	9,983	13,724	(27)
Owner's equity per share (HK\$) (Note 2)	擁有人每股權益(港元)(附註2)	2.58	3.55	(27)

Note 1: The denominator is weighted average number of ordinary shares of the Company.

附註1：分母為本公司普通股的加權平均數。

Note 2: The denominator is total issued shares as of 31 December of the respective years.

附註2：分母為截至相應年度十二月三十一日的已發行股份總數。

Management Discussion and Analysis

管理層討論及分析

CONSOLIDATED FINANCIAL RESULTS REVIEW (Continued)

綜合財務表現(續)

Consolidated financial result analysis (Continued)

綜合財務表現分析(續)

Analysis on profit for the year, HK\$ million

本年度溢利分析，百萬港元

		2022 二零二二年	2021 二零二一年	Change % 變化 %
YF Life segment operating profit	萬通保險分部經營溢利	1,054	993	6
Other financial services and corporate segment operating loss	其他金融服務和公司分部經營虧損	(120)	(175)	(31)
Total operating profit	經營溢利總額	934	818	14
Adjust for the following profit or loss and expenses impact:	調整以下損益及費用影響：			
– Investment (loss)/income, fair value changes of risk hedging derivatives and fair value change and impairment of certain investments	– 投資(虧損)/收益、風險套期衍生工具的公允價值變動以及某些投資的公允價值變動和減值	(654)	77	N/A不適用
– Staff share award amortisation expense	– 員工股份獎勵計劃攤銷	–	8	N/A不適用
– Finance costs (Note 1)	– 融資成本(附註1)	(145)	(125)	16
– One-off adjustments (Note 2)	– 一次性調整(附註2)	(26)	(2)	13 times倍
– Consolidation adjustments (Note 3)	– 合併調整(附註3)	(220)	16	N/A不適用
(Loss)/profit for the year	本年度(虧損)/溢利	(111)	792	N/A不適用
Less: non-controlling interests	減：非控股權益	(145)	(279)	(48)
Net (loss)/profit attributable to the owners	擁有人應佔(虧損)/溢利淨額	(256)	513	N/A不適用

Note 1: The amount includes bank interest expenses and other finance expenses incurred for the capital required in the Group's strategic investment.

附註1：該金額包括本集團戰略投資所需資本產生的銀行利息費用和其他財務費用。

Note 2: One-off adjustments represent the impact of professional consultancy fees incurred for non-recurring project expense.

附註2：一次性調整指非經常性項目費用和所產生的專業諮詢費用的影響。

Note 3: The consolidation adjustments represent the financial impact arising from the acquisition of YF Life.

附註3：合併調整指收購萬通保險產生的財務影響。

Management Discussion and Analysis

管理層討論及分析

CONSOLIDATED FINANCIAL RESULTS REVIEW (Continued)

綜合財務表現 (續)

Changes in owner's equity

擁有人權益變動

HK\$ million

百萬港元

		2022 二零二二年	2021 二零二一年
Balance at 1 January	一月一日之餘額	19,891	19,342
Share based payment transaction	以股份權益為結算基礎的交易	-	(8)
(Loss)/profit for the year	本年度(虧損)/溢利	(111)	793
Other comprehensive income and others	其他全面收益及其他	(4,986)	(236)
Balance at 31 December	十二月三十一日之餘額	14,794	19,891
Attributable to:	應佔權益：		
- equity shareholders of the Company	- 本公司權益股東	9,983	13,724
- non-controlling interests	- 非控股權益	4,811	6,167
Total equity	權益總額	14,794	19,891

The Group's total shareholders' equity amounted to approximately HK\$14,794 million as at 31 December 2022 as compared to the total shareholders' equity of HK\$19,891 million reported at the end of last year. The decrease is mainly due to fair value change and impairment loss of investment assets.

於二零二二年十二月三十一日，本集團之股東權益總額約為147.94億港元，而上年底錄得之股東權益總額則為198.91億港元。股東權益減少主要由於投資資產的公允價值變動及減值虧損所致。

INSURANCE BUSINESS REVIEW

保險業務回顧

To facilitate a more thorough and comprehensive review of the insurance business, YF Life, the related financial data excludes the fair value accounting adjustments made on the acquisition. Management considers the full year operation and financial data excluding fair value accounting adjustments made on YF Life acquisition and intragroup transaction elimination with other business segment of the Group is able to provide reader with more relevant information on the business performance of the insurance business segment operating results.

為便於更徹底和全面地審閱保險業務(即萬通保險)，相關財務資料不含對收購進行的公允價值會計調整。管理層認為，不含對收購萬通保險以及與集團其他業務分部的集團內部交易抵銷進行的公允價值會計調整的全年業務及財務資料能為財務報告使用者提供有關保險業務分部業務表現的更貼切資料。

Management Discussion and Analysis

管理層討論及分析

OVERVIEW

During the year 2022, our insurance business remained as authorized insurer licensed to carry on life and annuity, linked long term, permanent health, and retirement scheme management long term insurance businesses in Hong Kong. It also operates in Macao through a branch office and is licensed to sell life insurance products in Macao.

Our insurance business division maintained diversified product suite includes four flagship products: (i) the “FLEXI-ULife Prime Saver”, an enhanced universal life insurance plan; (ii) the “MY Lifetime Annuity”, a plan providing guaranteed lifetime annuity income to act as a safety net during the customer’s retirement; (iii) the “Infinity Saver 3”, an insurance savings plan to accumulate capital with potentially higher return; and (iv) the “PrimeHealth” series which are critical illness products covering a wide range of illnesses.

The tied agency force consisted of approximately 3,204 (2021: 3,462) agents in Hong Kong and Macao as of 31 December 2022. In addition to the tied agency force, we also utilise brokers and agency intermediaries as well as banks and other financial institutions to distribute insurance products. As of 31 December 2022, the insurance business division has approximately 511 (2021: 568) employees and more than 529,000 (2021: 523,000) in-force individual policies.

During 2022, our insurance division continues to develop its tied agency, brokerage and agency intermediary and bancassurance distribution channels to increase penetration in the market, to broaden its access to potential customers and to meet the evolving preferences of existing customers. Tied agency is the most significant distribution channel in terms of premium and fee income contribution and we plan to continue to steadily grow its tied agency force. We also seek to expand our brokerage and agency intermediary distribution channel to serve sophisticated customers who we believe are more receptive to independent advice. For bancassurance distribution channel, we will aim to establish new partnerships with suitable banks and financial institutions. Furthermore, our insurance division has been exploring to re-formulate overall strategy of online sales channel.

概要

於二零二二年，在保險業務方面，我們仍然獲授權在香港從事壽險和年金險、連結式長期險、永久健康保險及退休計劃管理長期保險業務。本集團還通過分支機構在澳門運營，並獲准在澳門銷售人壽保險產品。

我們的保險業務分部持有多元化的產品系列，包括四類旗艦產品：(i)首選靈活萬用壽險計劃，這是一個增強型萬用壽險計劃；(ii)萬通終身年金，這是一個為客戶退休期間提供保障的終身年金收入計劃；(iii)「富饒傳承儲蓄計劃3」，這是一項提供更高潛在回報的靈活保險儲蓄計劃，讓客戶能夠積攢資金；以及(iv)首選健康保障系列，是一個覆蓋多種疾病的嚴重疾病保障系列。

截至二零二二年十二月三十一日，獨家代理在香港和澳門約有3,204個（二零二一年：3,462個）。除了獨家代理外，我們還利用經紀人和代理中介以及銀行和其他金融機構來分銷保險產品。截至二零二二年十二月三十一日，保險業務分部約有511名（二零二一年：568名）員工和超過529,000個（二零二一年：523,000個）有效個別投保人。

於二零二二年，我們的保險分部繼續發展獨家代理、經紀和代理中介以及銀行保險分銷渠道，以增加市場滲透率，擴大潛在客戶群並滿足現有客戶不斷變化的偏好。在保費及費用收入貢獻方面，獨家代理是最重要的分銷渠道，我們計劃繼續穩步發展獨家代理。我們還尋求擴大經紀和代理中介分銷渠道，以服務我們認為更樂於接受獨立建議的高端客戶。對於銀行保險分銷渠道，我們的目標是與相關銀行和金融機構建立新的合作夥伴關係。此外，我們的保險分部一直探索重新制定線上銷售渠道的整體戰略。

OVERVIEW (Continued)

Future development in the insurance business

In year 2023 and beyond, our group will continue to develop its tied agency, brokerage and bancassurance distribution channels to increase penetration in the market, to broaden its access to potential customers and to meet the evolving preferences of existing customers. Tied agency is our significant distribution channel in terms of premium and fee income contribution, and we plan to continue to steadily grow the tied agency force. We will also continue to expand our brokerage distribution channel to serve sophisticated customers who we believe are more receptive to independent advice. In order to expand the bancassurance distribution channel, we will aim to establish new partnerships with suitable banks and financial institutions. Furthermore, we aim to develop innovative products to meet the evolving needs of our customers and enhance the concept of “product + service” to provide customers with comprehensive solutions. Technology empowerment is also a core concept of our group, and we will continue to improve the information capability and leverage the usage of digital platforms to match the preferences of the customers and improving operational efficiency.

概要(續)

保險業務之未來發展

於二零二三年及以後年度，本集團將繼續發展獨家代理、經紀以及銀行保險分銷渠道，以增加市場滲透率，擴大潛在客戶群並滿足現有客戶不斷變化的偏好。在保費及費用收入貢獻方面，獨家代理是我們重要的分銷渠道，我們計劃繼續穩步發展獨家代理。我們還將繼續擴大經紀分銷渠道，以服務我們認為更樂於接受獨立建議的高端客戶。為了擴大銀行保險分銷渠道，我們的目標是與相關銀行和金融機構建立新的合作夥伴關係。此外，我們務求開發創新產品以滿足客戶需求的改變，並增強「產品+服務」的概念，為客戶提供全面解決方案。科技賦能亦是本集團的核心理念，我們將繼續提高信息能力，利用數字平台匹配客戶偏好，提高運營效率。

Management Discussion and Analysis

管理層討論及分析

TOTAL PREMIUM AND FEE INCOME

Total premium and fee income (“TPI”) measures its business volumes by referring to the total TPI reported under the IO. TPI consists of full amount of single premium, first year regular premium and renewal regular premium before reinsurance, and includes deposits and contributions for contracts. In preparing the financial statements in accordance with HKFRS, YF Life chooses to unbundle the deposit component of insurance contracts from TPI and such deposit component is credited directly to the policyholders’ deposit upon receipt. Therefore, the revenue recognized in the financial statements prepared under HKFRS is less than TPI before intra-group transaction eliminations.

保費和費用收入總額

保費及費用收入總額通過參考保險業條例報告的保費及費用收入總額來計量其業務量。保費及費用收入總額包括整付保費全額、首年期繳保費和再保之前的續保期繳保費，包括儲蓄和供款。根據《香港財務報告準則》編制財務報表時，萬通保險選擇從保費及費用收入中分拆保險合同的儲金部分，而該等儲金部分於收到後直接計入保單持有人的存款。因此，根據《香港財務報告準則》編制的財務報表中集團內部交易抵銷前確認的收益低於保費及費用收入總額。

		For the year ended 31 December	
		截至十二月三十一日止年度	
		2022	2021
		二零二二年	二零二一年
		HK\$ million	HK\$ million
		百萬港元	百萬港元
Total premium and fee income reported under IO	根據保險業條例報告的保費及費用收入總額	11,446	11,147
Less: Premium deposits separated out from insurance contracts and recognition of fee income	減：從保險合同中單獨區分的保費儲金和費用收入確認	(2,016)	(2,667)
Premium and fee income recognized in the income statements under HKFRS	在基於《香港財務報告準則》的收益表中確認的保費及費用收入	9,430	8,480

Management considers TPI as one of the important measures of the Group’s operating performance and believe they are frequently used by analysts, investors and other interested parties in the evaluation of insurance companies. The management also uses TPI as an additional measurement tool for the purposes of business decision-making. TPI is not a measure of operating performance under HKFRS and should not be considered as a substitute for, or superior to, profit before tax in accordance with HKFRS.

管理層認為保費及費用收入總額是本集團經營業績的重要指標之一，而且認為分析師、投資者及其他相關方在評估保險公司時經常使用該指標。管理層還使用保費及費用收入總額作為業務決策目的之附加計量工具。根據《香港財務報告準則》，保費及費用收入總額並非經營業績的指標，亦不應視作代替或優先於基於《香港財務報告準則》的除稅前溢利。

Management Discussion and Analysis

管理層討論及分析

BUSINESS VOLUME

The tables below set forth the TPI of the Insurance business by (i) geographical region, (ii) distribution channel and (iii) product type based on internal records.

業務量

下表基於內部記錄按(i)地理區域，(ii)分銷渠道和(iii)產品類型載列了保險業務的保費及費用收入總額。

(i) By geographical region

(i) 地理區域

		For the year ended 31 December 截至十二月三十一日止年度			
		2022 二零二二年		2021 二零二一年	
		HK\$ million 百萬港元	%	HK\$ million 百萬港元	%
Hong Kong	香港	6,978	61	7,024	63
Macao	澳門	4,468	39	4,123	37
		11,446	100	11,147	100

(ii) By distribution channel

(ii) 按分銷渠道

		For the year ended 31 December 截至十二月三十一日止年度					
		2022 二零二二年			2021 二零二一年		
		HK\$ million 百萬港元			HK\$ million 百萬港元		
		Hong Kong 香港	Macao 澳門	Total 合計	Hong Kong 香港	Macao 澳門	Total 合計
Tied agency	獨家代理	4,736	1,256	5,992	4,663	1,260	5,923
Brokers and non-tied agency	經紀人和非獨家代理	1,643	1,114	2,757	1,766	694	2,460
Banks and other financial institution	銀行和其他金融機構	599	2,098	2,697	595	2,169	2,764
		6,978	4,468	11,446	7,024	4,123	11,147

Management Discussion and Analysis

管理層討論及分析

BUSINESS VOLUME (Continued)

業務量 (續)

(iii) By product type

(iii) 按產品類型

		For the year ended 31 December 截至十二月三十一日止年度					
		2022 二零二二年 HK\$ million 百萬港元			2021 二零二一年 HK\$ million 百萬港元		
		Hong Kong 香港	Macao 澳門	Total 合計	Hong Kong 香港	Macao 澳門	Total 合計
Regular premium	期繳保費						
- First year	- 首年	748	1,619	2,367	793	1,623	2,416
Regular premium	期繳保費						
- Renewal	- 續期	5,803	2,740	8,543	5,749	2,327	8,076
Single premium	整付保費	424	106	530	478	171	649
Fee income	費用收入	3	3	6	4	2	6
		6,978	4,468	11,446	7,024	4,123	11,147

EMBEDDED VALUE AND VALUE OF NEW BUSINESS

內含價值和新業務價值

The Embedded Value method is a commonly adopted alternative method of measuring the value and profitability of a life insurance company. Embedded Value is an actuarially determined estimate of the economic value of a life insurance business based on a particular set of assumptions as to future experience, excluding any economic value attributable to future new business. Value of New Business represents an actuarially determined estimate of the economic value arising from new life insurance business issued in the relevant 12-month period.

內含價值法是計量人壽保險公司價值和盈利能力的常用替代方法。內含價值是基於對未來經驗的一組特定假設的精算確定的人壽保險業務的經濟價值，不含未來新業務的任何經濟價值。新業務價值是指在相關12個月期間內發行的新人壽保險業務產生的經濟價值的精算確定估計。

We adopted a traditional deterministic discounted cash flow methodology to determine the components of embedded value. This methodology makes implicit allowance for the time value of options and guarantees and other risks associated with the realisation of the expected future distributable earnings through the use of a risk adjusted discount rate and is consistent with the industry practice in the market.

我們採用傳統的確定性貼現現金流量法確定內含價值的組成部分。該方法通過使用風險調整貼現率，就期權和擔保的時間價值以及實現預計未來可分配收益相關的其他風險計提內含準備，並與市場行業慣例一致。

Management Discussion and Analysis

管理層討論及分析

EMBEDDED VALUE AND VALUE OF NEW BUSINESS (Continued)

The embedded value of the insurance business as at 31 December 2022 is HK\$20,587 million (31 December 2021: HK\$18,061 million) with breakdown as below.

HK\$ million

		31 December 2022 二零二二年 十二月三十一日	31 December 2021 二零二一年 十二月三十一日	Change % 變化 %
Adjusted Net Worth ("ANW") (note 1)	經調整淨值 (附註1)	8,942	5,610	59
Value of in-force ("VIF") business after CoC (note 2)	有效業務扣除資本成本之後的價值 (附註2)	11,645	12,451	(6)
Embedded value	內含價值	20,587	18,061	14

Note 1: The ANW represents the net asset value on Hong Kong statutory basis, with marked-to-market adjustment to certain assets. The ANW change is mainly due to the decrease in liabilities as a result of rising market interest rate.

Note 2: The VIF is the present value of future estimated after-tax statutory profits from in-force business, discounted at the risk discount rate. The VIF drop is mainly due to the decrease in liabilities mentioned in Note 1, which implies less reserve release in the future.

For further detailed discussion and movement analysis of embedded value of insurance business from 31 December 2021 to 31 December 2022, please refer to the Embedded Value section.

內含價值和新業務價值 (續)

截至二零二二年十二月三十一日，保險業務的內含價值為205.87億港元（二零二一年十二月三十一日：180.61億港元），詳情如下。

百萬港元

	31 December 2022 二零二二年 十二月三十一日	31 December 2021 二零二一年 十二月三十一日	Change % 變化 %
--	---	---	------------------

Adjusted Net Worth ("ANW") (note 1) 經調整淨值 (附註1) 8,942 5,610 59

Value of in-force ("VIF") business after CoC (note 2) 有效業務扣除資本成本之後的價值 (附註2) 11,645 12,451 (6)

Embedded value 內含價值 20,587 18,061 14

附註1：經調整淨值指香港法定基準之上的資產淨值，含有我們保險業務分部的若干資產進行按市值計價調整。經調整淨值變化主要由市場利率上升引起的負債下降所致。

附註2：有效業務價值是指有效業務的未來估計稅後法定利潤的現值，以風險貼現率予以貼現。有效業務價值下降主要由於附註1所提及的負債減少，這意味著未來撥回的儲備減少。

有關二零二一年十二月三十一日至二零二二年十二月三十一日的保險業務內含價值的進一步詳細討論及變動分析，請參閱內含價值部分。

Management Discussion and Analysis

管理層討論及分析

KEY FINANCIAL DATA OF INSURANCE BUSINESS SEGMENT

保險業務分部主要財務數據

The key financial data of insurance segment is presented under Hong Kong Financial Reporting Standards (“HKFRS”) on a full year basis before any fair value adjustment arising from the acquisition accounting policy and intra-group transaction eliminations:

保險分部的主要財務資料基於收購會計政策產生的任何公允價值調整和集團內部交易抵銷前呈現方式，根據《香港財務報告準則》按全年基礎呈報：

		2022 二零二二年 HK\$ million 百萬港元	2021 二零二一年 HK\$ million 百萬港元	Change % 變化 %
Income	收入			
Premiums and fee income (note a)	保費及費用收入 (附註a)	9,430	8,480	11
Premiums ceded to reinsurer	分出保費	(2,721)	(2,749)	(1)
Net premium and fee income	保費及費用收入淨額	6,709	5,731	17
Change in unearned revenue liability (note b)	未到期收入責任變動 (附註b)	(1,109)	(726)	53
Net earned premium and fee income	滿期保費及費用收入淨額	5,600	5,005	12
Net investment and other income (note c)	投資和其他收入淨額 (附註c)	3,128	5,018	(38)
Reinsurance commission and profit	再保險佣金和溢利	81	79	3
Benefits, losses and expenses	給付、虧損和費用			
Net policyholders benefit (note d)	淨保戶給付 (附註d)	1,306	2,506	(48)
Commission and related expenses	佣金和相關費用	1,614	1,822	(11)
Deferral and amortisation of deferred acquisition costs (note b)	遞延保單獲得成本的遞延和攤銷 (附註b)	(1,685)	(1,576)	7
Management and other expenses	管理及其他開支	971	983	(1)
Change in future policyholder benefits (note e)	未來保單持有人給付變動 (附註e)	5,846	5,409	8
Profit before taxation	除稅前溢利	757	958	(21)
Taxation	稅項	52	49	6
Profit after taxation	除稅後溢利	705	909	(22)

Note a: The increase of the balance mainly arises from new business and natural growth of in-force portfolio.

附註a：餘額的增加主要來自於新業務和有效組合的自然增長。

Management Discussion and Analysis

管理層討論及分析

KEY FINANCIAL DATA OF INSURANCE BUSINESS SEGMENT (Continued)

- Note b:** The net decrease of the balances (i.e. deferral and amortisation of deferred acquisition costs minus change in unearned revenue liability) is mainly due to decrease in acquisition cost from lower sales.
- Note c:** The balance includes net investment and other income, interest income from bank deposits and other operating income. The decrease of the balance mainly arises from investment loss from investment-linked policies.
- Note d:** The balance includes net claims, policy benefits and surrenders, interest credited to policyholders' deposits and dividends to policyholders. The decrease of the balance mainly arises from investment loss passing to the policyholders of investment-linked policies.
- Note e:** The balance includes both change in future policyholders' benefits to both insurance and investment contracts. The increase of the balance mainly arises from new business and natural growth of in-force portfolio.

保險業務分部主要財務數據(續)

- 附註b:** 餘額(即遞延保單獲得成本的遞延和攤銷減去未到期收入責任變動)的減少淨額主要是由於較低銷量導致獲得成本減少。
- 附註c:** 餘額包括投資淨額和其他收入、銀行存款利息收入和其他經營收入。餘額的減少主要由投資相連保單的投資虧損所致。
- 附註d:** 餘額包括賠款淨額、保單收益和退保金，保單持有人的存款應計利息和保單持有人股息。餘額的減少主要由向投資相連保單持有人分配的投資虧損所致。
- 附註e:** 餘額包括未來保單持有人於保險和投資合同的收益變化。餘額的增加主要來自於新業務和有效組合的自然增長。

OPERATING PROFIT

For management decision making and internal performance management purpose, the Group refers to the operating profit which excludes the investment income from disposal, fair value changes of risk hedging derivatives and impairment loss of investments. The operating profit and profit for the year grew by 6% to HK\$1,054 million and declined by 22% to HK\$705 million respectively.

經營溢利

本集團以經營溢利(不包括處置產生的投資收益、風險套期衍生工具的公允價值變動以及投資的減值虧損)作為管理層決策及內部履約管理目的。本年度經營溢利增長6%至10.54億港元及本年度溢利減少22%至7.05億港元。

		2022 二零二二年 HK\$ million 百萬港元	2021 二零二一年 HK\$ million 百萬港元	Change % 變化 %
Operating profit (note 1)	經營溢利(附註1)	1,054	993	6
Adjust for the following profit or loss and expenses impact:	調整以下損益及費用影響：			
- Investment income from disposal, fair value changes of risk hedging derivatives and impairment loss of investments	- 處置產生的投資收益、風險套期衍生工具的公允價值變動以及投資的減值虧損	(349)	(84)	3 times倍
Profit for the year	本年度溢利	705	909	(22)

Note 1: Operating profit represents profit generated from core business activities.

附註1: 經營溢利指由核心業務活動產生的溢利。

Management Discussion and Analysis

管理層討論及分析

ASSETS AND LIABILITIES

The following table sets out the key financial information with respect to the assets and liabilities employed by the insurance division before any fair value adjustment arising from the acquisition accounting policy and intra-group eliminations.

資產和負債

下表載列了收購會計政策產生的任何公允價值調整和集團內部抵銷前，保險分部所使用的資產和負債的主要財務信息。

		As at 31 December	
		於十二月三十一日	
		2022	2021
		二零二二年	二零二一年
		HK\$ million	HK\$ million
		百萬港元	百萬港元
Investments	投資	67,937	66,869
Cash and deposit	現金和存款	3,380	3,788
Deferred acquisition costs	遞延保單獲得成本	17,546	8,781
Other assets	其他資產	12,068	9,735
Total assets	資產總額	100,931	89,173
Insurance contract provisions	保險合同準備金	77,406	63,309
Investment contract liabilities	投資合同負債	5,518	4,857
Other payables	其他應付款項	5,939	5,173
Total liabilities	負債總額	88,863	73,339
Net assets	資產淨值	12,068	15,834

As at 31 December 2022 and 31 December 2021, debt securities, mortgage loans, equity securities and unit trusts and investment policyholder plans related securities are approximately 76%, 9%, 4% and 11% of the total investments respectively. As at 31 December 2022, 96.8% (2021: 95.1%) of the debt securities are investment grade rated (i.e. BBB- or above) by reputable credit rating agencies. As at 31 December 2022, 89.3% (2021: 81.2%) of the mortgage loans are investment grade rated (i.e. BBB- or above) as assessed by internal rating analysis with the support from external investment manager using similar credit rating methodology from reputable credit rating agencies.

截至二零二二年十二月三十一日及二零二一年十二月三十一日，債務證券、抵押貸款、權益證券、單位信託及投資保單持有人計劃的相關證券分別佔投資總額約76%、9%、4%及11%。截至二零二二年十二月三十一日，96.8%（二零二一年：95.1%）的債務證券由信譽良好的信用評級機構評為投資級別（即BBB-或以上）。截至二零二二年十二月三十一日，89.3%（二零二一年：81.2%）的抵押貸款按內部評級分析評估為投資等級（即BBB-或以上），在此評估過程中，外部投資經理採用與信譽良好的信用評級機構所用的類似信用評級方法提供支持。

Management Discussion and Analysis

管理層討論及分析

INVESTMENT ASSETS

The table below sets forth the asset allocation of the investment portfolio (excluding unit trusts and investment policyholder plans related securities) of the insurance division which the Company uses to monitor the performance of the investment portfolio. The debt securities and mortgage loans were reported at cost less accumulated amortisation and accumulated impairment while equity securities and unit trusts and investment policyholder plans related securities were reported at fair value.

投資資產

下表載列了保險分部投資組合(不包括單位信託及投資保單持有人計劃的相關證券)的資產分配,本公司據此監控投資組合的績效。債務證券和抵押貸款按成本減累計攤銷和累計減值列報,而權益證券和單位信託及投資保單持有人計劃的相關證券則按公允價值列報。

		As at 31 December 於十二月三十一日	
		2022 二零二二年 HK\$ million 百萬港元	2021 二零二一年 HK\$ million 百萬港元
Debt securities	債務證券	55,475	49,774
Mortgage loans	抵押貸款	5,790	6,086
Equity securities	權益證券	2,644	2,709
Cash for investment	用於投資的現金	728	725
		64,637	59,294

The table below sets forth the total investment income based on internal records:

下表載列了基於內部記錄的投資收益總額:

		For the year ended 31 December 截至十二月三十一日止年度	
		2022 二零二二年 HK\$ million 百萬港元	2021 二零二一年 HK\$ million 百萬港元
Interest income and others	利息收入和其他	2,360	2,157
Dividend income	股息收入	233	373

The investment income excludes income arising from investment-linked products.

投資收入不含投資相連壽險產生的收入。

Management Discussion and Analysis

管理層討論及分析

KEY OPERATIONAL DATA OF THE INSURANCE DIVISION

保險分部的主要經營數據

The table below sets forth certain other key operational data of the insurance division.

下表載列了保險分部的其他主要經營數據。

		As at 31 December	
		於十二月三十一日	
		2022	2021
		二零二二年	二零二一年
Market position/share (by regular premium income)	市場定位／份額 (按期繳保費收入)	13th/1.8% 第13位／ 1.8%	13th/1.6% 第13位／ 1.6%
Number of employees	僱員數量		
– Hong Kong	– 香港	472	541
– Macao	– 澳門	39	27
Number of tied agents	獨家代理數量		
– Hong Kong	– 香港	2,250	2,423
– Macao	– 澳門	954	1,039
Number of brokers and non-tied agents	經紀人和非獨家代理數量	509	526
Number of bancassurance partners	銀行保險合作夥伴數量	5	5
MDRT qualifiers (Note 1)	百萬圓桌會合格人員(附註1)	275	324
Expenses ratio (Note 2)	費用率(附註2)	8.0%	8.7%

Notes:

附註：

1. Million Dollar Round Table (“MDRT”) is a global professional association of life insurance and financial services professionals that recognizes significant sales achievements and high service standards.
2. Expenses ratio is operating expenses expressed as a percentage of total weighted premium income.

1. 百萬圓桌會(「MDRT」)是全球人壽保險和金融服務專業人員協會，致力於表彰重大銷售業績和高層次服務標準。
2. 費用率是以總加權保費收入的百分比表示的營業開支。

Management Discussion and Analysis

管理層討論及分析

FINANCIAL STRENGTH AND SOLVENCY MARGIN

The table below sets forth a summary of the total available capital and solvency ratio, the ratio expressed as a percentage, of the surplus to the required solvency margin of the legal entity carried out the insurance business related activities, as determined at the relevant time in accordance with the IO and its subsidiary legislation and based on standards required by the IO and methodology consistently applied by our insurance division.

財務實力和償付能力

下表載列了可用資本總額和償付能力充足率情況，該比率為根據保險業條例及其附屬法規，並根據保險業條例規定的標準和我們保險分部一致運用的方法，於相關時間確定的法律實體執行保險業務相關活動所需償付能力的盈餘百分比。

		As at 31 December	
		於十二月三十一日	
		2022	2021
		二零二二年	二零二一年
		HK\$ million	HK\$ million
		百萬港元	百萬港元
Total available capital	可用資本總額	6,603	7,293
Regulatory minimum capital	最低法定資本	2,676	2,596
Solvency Ratio	償付能力充足率	247%	281%

The solvency ratio was 247% on 31 December 2022, down by 34% from 281% on 31 December 2021. The drop was mainly driven by yield curve flattening and credit spread widening.

於二零二二年十二月三十一日，償付能力充足率為247%，比二零二一年十二月三十一日的281%下降了34%。下降主要由於收益率曲線趨平和信用利差擴大所致。

Management Discussion and Analysis

管理層討論及分析

OTHER BUSINESSES REVIEW

During the year 2022, due to the continuous downward pressure of market conditions and the impact of the Company's strategic retrenchment, the securities business was exposed to greater pressure and challenges. We will continue to the strategy aiming to increase income while adhering to tight cost control and optimization of internal human resources and technology to achieve targeted market position.

During the year 2022, the employee stock ownership plan ("ESOP") team continued to enhance service capabilities, upgraded system software functions and strengthened system operation functions, followed the goal of opening up the management side, and provided enterprises with self-service equity management. ESOP platform users grew steadily.

During the year 2022, the fintech business division has actively expanded new business demands and commercial opportunities, restored cooperation and trust with important customers of the original banking system, explored more cooperation methods and signed a series of new cooperation contracts. In addition, the Fintech division actively promoted the fund distribution platform model, expanded new fund platform users, and achieved preliminary results in the plan to expand the fund AUM through technology empowerment.

In 2022, the investment banking business focus on asset management and high net worth clients related services to expand new businesses steadily and maintained a stable trading volume and income on the premise of reducing expenditure.

其他業務回顧

經紀業務方面，於二零二二年，由於市場情況方面的持續下行壓力以及受公司戰略性削減開支措施的影響，證券業務面臨較大壓力和挑戰。我們將繼續實施以增加收入為目標的戰略，同時堅持嚴格的成本控制和優化內部人力資源和技術，以實現市場地位目標。

二零二二年，員工持股計劃（「ESOP」）團隊持續提升服務能力，升級系統軟件功能，強化系統操作功能，遵循開放管理端的目標，為企業提供股權相關自助管理。員工持股計劃平台用戶穩步增長。

二零二二年，金融科技分部積極拓展新業務需求和商業機會，恢復與原有銀行系統重要客戶的合作並贏得其信任，探索更多合作方式，並簽署了一系列新的合作合約。此外，金融科技分部積極推進基金銷售平台模式，拓展基金平台新用戶，通過科技賦能取得擴大基金資產管理規模計劃的初步成果。

二零二二年，投行業務重點關注資產管理和高淨值客戶相關服務，穩步拓展新業務，在減少開支的前提下保持穩定的交易量和收入。

PROSPECTS

Looking ahead, the global financial market will continue to be affected by uncertainties such as economic and geopolitical factors. However, guided by the Outline of the 14th Five-Year Plan* (《“十四五”規劃綱要》), the Outline of Development Plan for the Guangdong-Hong Kong-Macao Greater Bay Area* (《粵港澳大灣區發展規劃綱要》) and the Plan for Comprehensively Deepening Reform and Opening-Up of the Qianhai Shenzhen-Hong Kong Modern Service Industry Cooperation Zone* (《全面深化前海深港現代服務業合作區改革開放方案》), Hong Kong will continue to deepen its cooperation with Guangdong and Macao. To shore up the Group's economic strength and competitiveness in this region, we will actively explore all suitable development opportunities, review existing business strategies, expand the business scope and consolidate the Group's position as a leading insurance and financial service provider in Hong Kong.

LIQUIDITY AND FINANCIAL RESOURCES

As at 31 December 2022, the Group had fixed bank deposits with original maturity over 3 months and cash and cash equivalents amounting to HK\$4,173 million (2021: HK\$5,085 million). As at 31 December 2022, the Group has HK\$1,393 million (2021: HK\$1,382 million) bank borrowing outstanding and HK\$1,641 million (2021: HK\$1,641 million) shareholder's loan outstanding. The Group's gearing ratio as at 31 December 2022 is 16.96% (2021: 13.19%), which was measured as total debt excluding those operation related liabilities to total debt excluding those operation related liabilities plus equity.

CAPITAL STRUCTURE

Details of movements in share capital of the Company during the year are set out in note 42(e) to the financial statements.

展望

展望未來，全球金融市場將繼續受到經濟和地緣政治因素等不確定性的影響。然而，在《「十四五」規劃綱要》、《粵港澳大灣區發展規劃綱要》及《全面深化前海深港現代服務業合作區改革開放方案》的指導下，香港將繼續深化與粵澳之間的合作。為了增加本集團在區域內的經濟實力和競爭力，我們將積極探索一切合適的發展機會，檢討現有業務策略，拓寬業務範圍，鞏固本集團作為香港領先保險及金融服務提供者的地位。

流動資金及財務資源

於二零二二年十二月三十一日，本集團之原定期限多於三個月的銀行存款和現金及現金等值項目合共為41.73億港元（二零二一年：50.85億港元）。於二零二二年十二月三十一日，本集團的未償還銀行借貸為13.93億港元（二零二一年：13.82億港元），未償還股東貸款為16.41億港元（二零二一年：16.41億港元）。本集團的資產負債比率為16.96%（二零二一年：13.19%），以不含經營相關負債的債務總額與不含與經營相關的負債和權益總和相比計量。

資本架構

本年度本公司股本變動詳情載於財務報表附註42(e)。

Management Discussion and Analysis

管理層討論及分析

RISK FACTORS

In 2022, the Group carried out timely and complete identification and evaluation to manage the key risks. The identified risks are being monitored according to the risk appetite and the related regulation by the board of directors and also the related committees assisting the board.

(i) Strategic Risk

Management recognised the importance of incorporating insurance business with the financial service ecosystem of the Group. On the other hand, management is keen on enhancing the business process and integration with financial technology to create values to all customers of the Group. The overall enhancement and integration process creates uncertainties and increase degree of difficulties on related risk management requirement. Management proactively devotes sufficient resources to support and enhance the ongoing process.

(ii) Insurance Risk

Management considers insurance risk mainly comprised:

Product design risk – potential defects in the development of a particular insurance product. To mitigate the risk, each of the new products is required to go through pre-launch reviews by various departments, including product development, actuarial, legal and underwriting to ensure the risk being aligned with the Group's risk appetite.

Lapse risk – the possibility of actual lapse experience that diverges from the anticipated experience assumed when products were priced as well as financial loss due to early termination of policies or contracts where the acquisition cost incurred may not be recoverable from future revenue. Management carries out regular studies of persistency experience which will be assimilated into new and in-force management and build in measures including surrender charges to manage the financial impact upon early termination by policyholders.

風險因素

於二零二二年，本集團及時、完整地進行了識別和評估，以管理主要風險。根據風險偏好監控已識別的風險，董事會以及協助董事會的相關委員會進行相關監管。

(i) 戰略風險

管理層意識到將保險業務納入本集團金融服務生態系統的重要性。另一方面，管理層致力於加強業務流程及與金融科技融合，為本集團所有客戶創造價值。整體提升和融合流程產生了不確定性，同時增加了相關風險管理要求的難度。管理層積極投入充分的資源來支持和強化正在進行的流程。

(ii) 保險風險

管理層認為保險風險主要包括：

產品設計風險 – 特定保險產品開發時存在的潛在缺陷。為降低風險，各類新產品都需要經過各部門（包括產品開發、精算、法務和核保）的發佈前審核，以確保風險與集團的風險偏好保持一致。

失效風險 – 實際失效經驗有別於產品定價時所假設的預期經驗的可能性，以及由於產生可能無法通過未來收入收回收購成本的保單或合同提前終止而導致的財務損失。管理層定期研究持續性經驗，將其納入新的有效管理，並制定相關措施（包括退保費用），以管理保單持有人提前終止產生的財務影響。

RISK FACTORS (Continued)

(ii) Insurance Risk (Continued)

Pricing or underwriting risk – the possibility of product related income being inadequate to support future obligations arising from a product. Further details related to this risk and the related mitigation and monitoring measures is set out in Note 5 “Insurance and financial risk management” to the consolidated financial statements.

Claim risk – the possibility that the frequency or severity of claims arising from insurance products exceed the levels assumed when the product was priced. Further details related to this risk and the related mitigation and monitoring measures are set out in Note 5 “Insurance and financial risk management” to the consolidated financial statements.

(iii) Market Risk, Credit Risk, Foreign Exchange Risk and Liquidity Risk

The details of the market risk, credit risk, foreign exchange risk and liquidity risk identified and their related mitigation and monitoring measures are detailed in Note 5 “Insurance, financial risk management” to the consolidated financial statements.

(iv) Operational Risk

Operational risk is the risk of direct or indirect loss resulting from inadequate or failed internal processes, personnel and systems or from external events. The Group manages the risk primarily through risk and control self-assessment and reviews losses and fraud issues and provides guidance, training and assistance to relevant personnel for ongoing risk management purpose.

Risk and management control

Detailed risk and management control is set out in corporate governance report section in this annual report from pages 56 to 57.

風險因素 (續)

(ii) 保險風險 (續)

定價或核保風險 – 產品相關收入不足以支持產品產生的未來義務的可能性。有關該風險及相關風險降低及監控措施的更多詳情載於綜合財務報表附註5「保險和財務風險管理」。

賠款風險 – 保險產品賠款的頻率或嚴重程度超過產品定價時所假設的水平的可能性。有關該風險及相關風險降低及監控措施的更多詳情載於綜合財務報表附註5「保險和財務風險管理」。

(iii) 市場風險、信用風險、外匯風險和流動資金風險

已識別的市場風險、信用風險、外匯風險和流動資金風險及其相關的風險降低及監控措施詳情載於綜合財務報表附註5「保險和財務風險管理」。

(iv) 經營風險

經營風險是由於內部流程、人員和系統不足或失效或外部事件導致的直接或間接損失的風險。本集團主要通過風險和控制自我評估，並審核損失和舞弊事項來管理風險，並為相關人員提供指導、培訓和協助，以實現持續的風險管理目的。

風險和管理控制

詳細的風險和管理控制載於本年報第56頁至57頁企業管治報告部分。

Management Discussion and Analysis

管理層討論及分析

MATERIAL ACQUISITIONS AND DISPOSALS OF SUBSIDIARIES AND ASSOCIATES

The Group did not have any material acquisitions and disposals of subsidiaries and associates during the year ended 31 December 2022.

CHARGES ON ASSETS

At the year ended 31 December 2022, the Group did not have any charges on assets, other than security deposits of HK\$23,837,000 (2021: HK\$9,900,000) for banking facilities and HK\$16,508,677,000 (2021: HK\$13,382,007,000) of investment together with HK\$856,494,000 (2021: HK\$727,089,000) of fixed bank deposit in favour of Autoridade Monetaria de Macau to guarantee the technical reserves in accordance with the Macau Insurance Ordinance.

COMMITMENTS

Details of commitments are set out in note 45 to the financial statements.

SEGMENT INFORMATION

Details of segments are set out in note 16 to the financial statements.

CONTINGENT LIABILITIES

Details of contingent liabilities are set out in note 52 to the financial statements.

STAFFING AND REMUNERATIONS

As at 31 December 2022, the Group employed 603 (2021: 814) full time employees, 522 (2021: 619) of which were located in Hong Kong, 39 (2021: 27) in Macao and 42 (2021: 168) in the People's Republic of China. The remuneration of employees includes salary retention package and discretionary bonus. The Group also adopted share option and share award schemes to provide an incentive to the employees.

The remuneration policy and package, including the share option and share awards, of the Group's employees are maintained at market level and reviewed annually by the management.

附屬公司及聯營公司之重大收購及出售

本集團於截至二零二二年十二月三十一日止年度並無任何附屬公司及聯營公司之重大收購及出售。

資產抵押

截至二零二二年十二月三十一日止年度，本集團就銀行融資額度提供之保證金23,837,000港元（二零二一年：9,900,000港元）外，以及根據《保險業務法律制度》規定，為數16,508,677,000港元（二零二一年：13,382,007,000港元）的投資和為數856,494,000港元（二零二一年：727,089,000港元）的固定銀行存款已抵押於澳門金融管理局，作為本集團技術準備金的擔保，除此之外，本集團並無其他資產抵押。

承擔

承擔詳情載於財務報表附註45。

分部信息

分部信息詳情載於財務報表附註16。

或然負債

或然負債詳情載於財務報表附註52。

員工及薪酬

於二零二二年十二月三十一日，本集團僱用603名（二零二一年：814名）全職僱員，當中522名（二零二一年：619名）位於香港，39名（二零二一年：27名）位於澳門及42名（二零二一年：168名）位於中國。僱員薪酬包括留任薪金福利及酌情花紅。本集團亦採納購股權及股份獎勵計劃，向僱員提供獎勵。

本集團僱員之薪酬政策及待遇（包括購股權及股份獎勵）維持於市場水平，並每年由管理層進行檢討。

USE OF NET PROCEEDS FROM SUBSCRIPTION SHARES

As disclosed in the circular of the Company dated 21 September 2020, the Company entered into subscription agreements on 7 September 2020 with (1) Jade Passion Limited (“Jade Passion”) in relation to the subscription of 484,665,279 ordinary shares of the Company at the subscription price of HK\$3.17 and (2) MassMutual International LLC in relation to the subscription of 160,000,000 ordinary shares of the Company at the Subscription Price of HK\$3.17 (together refer to “Issue”). The total gross proceeds for the Issue was HK\$2,043,588,934 and the net proceeds was HK\$2,040,588,934.

As set out in the announcement of the Company dated 12 November 2021, there was subsequent update in use of proceeds which the Company intends to temporarily deploy in full or any part of the Unutilised Proceeds in Strategic Investment to investments in medium term investments with investment horizon of around 1 to 3 years including (i) debt instruments such as bonds, debenture, notes and convertible notes, (ii) investments in private equity and (iii) exchange traded funds and hedge funds, and other fund investments types which terms are compatible with Company’s investment strategy.

股份認購所得款項用途

如於本公司日期為二零二零年九月二十一日之通函所披露，本公司於二零二零年九月七日與(1) Jade Passion Limited (「Jade Passion」) 訂立了認購協議，內容有關按每股3.17港元之認購價認購484,665,279股本公司普通股，以及(2) MassMutual International LLC訂立了認購協議，內容有關按3.17港元之認購價認購160,000,000股本公司普通股(統稱為「發行」)。發行所得款項總額為2,043,588,934港元，所得款項淨額為2,040,588,934港元。

如於本公司日期為二零二一年十一月十二日之公告所述，本公司對所得款項用途作出後續更新：本公司擬暫時將戰略投資中未使用所得款項全部或部分部署於投資期限約一至三年之中期投資，包括(i)債務工具，如債券、債權證、票據及可轉換票據；(ii)私募股權的投資及(iii)交易所交易基金及對沖基金，以及其他條款符合本公司投資策略之基金投資類別。

Management Discussion and Analysis

管理層討論及分析

USE OF NET PROCEEDS FROM SUBSCRIPTION SHARES (Continued)

The table below sets out the actual application of net proceeds of the Issue up to 31 December 2022:

股份認購所得款項用途 (續)

下表載列截至二零二二年十二月三十一日止發行的所得款項淨額的實際使用情況：

		Use of proceeds	Unutilised proceed up to 31 December 2021	Actual usage from 1 Jan 2022 to 31 December 2022	Unutilised proceeds up to 31 December 2022	Expected timeline for utilising the remaining net proceeds
	所得款項用途	HK\$ million	HK\$ million	HK\$ million	HK\$ million	剩餘所得款項使用的 預期時間表
	百萬港元	百萬港元	百萬港元	百萬港元	百萬港元	
Strategic investment (note 1)	戰略投資 (附註1)	1,224.6	1,224.6	-	1,224.6	Expected to be fully utilised on or before 31 December 2024 預計在二零二四年十二月三十一日或之前充分利用
Asset management business (note 2)	資產管理業務 (附註2)	306.1	-	-	-	-
Securities brokerage business (note 3)	證券經紀業務 (附註3)	306.2	-	-	-	-
Working Capital (note 4)	營運資金 (附註4)	204.1	-	-	-	-
Total	總計	2,041.0	1,224.6	-	1,224.6	

USE OF NET PROCEEDS FROM SUBSCRIPTION SHARES *(Continued)*

Notes:

1. mainly utilised on potential strategic investment for business diversification and enhancement.
2. mainly utilised on asset management platform for launching the financial products from time to time, in order to achieve positive synergies between the Company's capital management and growth of its asset management business, and facilitate external fundraising for such products.
3. mainly utilised on the securities brokerage business (i) when more cash is required to be injected into the business to increase its liquid capital resources in accordance with the increased trading volumes; and (ii) the securities financing business when more cash is required to be injected into the business to support higher demand for IPO loans or margin financing transactions.
4. mainly utilised on general working capital which covers expenses incurred in the ordinary course of business of the Group, including but not limited to manpower, rental expenses, data license and network expenses and office equipment expenses.

Remark: The expected timeline of utilising the remaining proceeds is subject to significant uncertainties including but not limited to the negotiation with counterparties, market conditions and demand, global economic environment, investment sentiment and regulatory approval (if applicable) for the above purposes. The Company adopted a treasury management model that may involve (but shall not be limited to) holding fixed income instruments and high-quality financial investments in order to maximize the Shareholders' interest as a whole.

EVENT AFTER THE REPORTING PERIOD

Details of event after the reporting period are set out in note 53 to the financial statements.

股份認購所得款項用途 (續)

附註：

1. 主要用於潛在戰略投資，實現經營多元化和業務優化。
2. 主要用於資產管理平台，平台將不時推出金融產品，以發揮本公司資本管理與資產管理業務增長之間的積極協同作用，有助於此類產品獲得外部籌資。
3. 主要用於證券經紀業務，即(i)根據交易量增長，需要更多現金以向該業務注資從而增加其流動資金資源的情況；以及用於(ii)證券融資業務，即需要更多現金以向該業務注資以支持客戶認購首次公開招股新股的貸款或保證金融資交易更高需求的情況。
4. 主要用於一般營運資金，涵蓋本集團正常業務過程中發生的費用，包括但不限於人力、租金費用、數據許可證、網絡費用和辦公室設備費用。

備註：用於上述目的尚未使用所得款項的預期時間表存在重大不確定性，包括但不限於與交易對手的談判，市場條件和需求，全球經濟環境，投資意向和監管批准(如果適用)。本公司採用的資金管理模式可能涉及(但不限於)持有固定收益工具和高質量的金融投資，以最大程度地提高股東的整體利益。

報告期後的事件

報告期後的事件詳情載於財務報表附註53。

Independent Actuaries Report on Review of Embedded Value Information

內含價值信息審閱的獨立精算師報告

TO THE BOARD OF DIRECTORS OF YUNFENG FINANCIAL GROUP LIMITED

We have reviewed the Embedded Value of YF Life Insurance International Limited (“YF Life”) (“the YF Life EV”) set out on pages 30 to 38 of the Annual Report of Yunfeng Financial Group Limited (“the Company” or “Yunfeng Group”) for the year ended 31 December 2022 (“the EV information”).

The directors of the Company are responsible for the preparation and presentation of the EV information in accordance with the general principle and methodology of traditional embedded value and industry practice for publicly listed companies in Hong Kong. This responsibility includes designing, implementing and maintaining internal controls relevant to the maintenance of underlying data and information on the in-force business and preparation of the EV information which is free from material misstatement, whether due to fraud or error; performing EV calculations; selecting and applying appropriate methodologies; and making assumptions that are consistent with market information and are reasonable in the circumstances.

Our responsibility, as independent actuaries, is to perform certain review procedures set out in our letter of engagement and, based on these procedures, conclude whether the EV methodologies and assumptions are consistent with industry practice for publicly listed companies in Hong Kong, the general principle and methodology of traditional embedded value and available market information.

We have reviewed the methodology and assumptions used in preparing the EV information, including the following:

- The YF Life EV as of 31 December 2022;
- Value of one-year new business of YF Life issued during the year ended 31 December 2022; and
- Movement analysis of the YF Life EV and sensitivity analysis of value of in-force business and value of one-year new business of YF Life.

Our review procedures included, but were not limited to, discussing with management of Yunfeng Group the methodology and assumptions, inspecting documentation relating thereto, and considering whether the methodologies are consistent with the general principle and methodology of traditional embedded value and industry practice for publicly listed companies in Hong Kong and whether the assumptions are consistent with available market information.

致雲鋒金融集團有限公司諸位董事

我們已經審閱了萬通保險國際有限公司(下稱「萬通保險」)截至二零二二年十二月三十一日內含價值(「萬通保險內含價值」),該等信息在雲鋒金融集團有限公司(下稱「貴公司」或「雲鋒集團」)二零二二年年報第30頁至第38頁予以披露(統稱「內含價值信息」)。

貴公司的管理層有責任確保在準備和披露貴公司內含價值信息時符合傳統內含價值評估的一般原則和方法,並與香港上市公司的現行行業做法一致。這一責任不僅包括設計、實施並維護內部控制流程,確保有效業務的相關資料、信息,以及內含價值信息的準備工作不存在由於欺詐或錯誤而造成的重大錯報;還包括選擇並應用適當的方法,根據市場信息確定合理的假設,以及計算內含價值結果。

作為獨立的精算師,我們的責任是依據我們的業務約定書中確認的審閱流程進行審閱工作。根據我們的審閱工作,判斷內含價值的方法和假設是否與傳統內含價值評估的一般原則和方法及市場信息一致,是否與香港上市公司的現行行業做法一致。

我們審閱了貴公司準備內含價值信息時採用的方法和假設,包括:

- 審閱截至二零二二年十二月三十一日的萬通保險內含價值;
- 審閱截至二零二二年十二月三十一日的萬通保險一年新業務價值;及
- 審閱萬通保險內含價值的變動分析以及有效業務價值和一年新業務價值的敏感性分析。

我們的審閱工作包括但不僅限於:與雲鋒集團的管理層討論內含價值的評估方法與假設,檢查相關的文檔,以及評估內含價值計算方法與假設是否與傳統內含價值評估的一般原則和方法一致、是否與可獲得的市場信息一致,以及是否與香港上市公司的現行行業做法一致。

Independent Actuaries Report on Review of Embedded Value Information

內含價值信息審閱的獨立精算師報告

TO THE BOARD OF DIRECTORS OF YUNFENG FINANCIAL GROUP LIMITED *(Continued)*

The preparation of EV information requires assumptions and projections to be made about future uncertain events, many of which are outside the control of Yunfeng Group. Therefore, actual experience may differ from these assumptions and projections, and this will affect the value of in-force business and the value of one-year new business.

In forming our conclusion, we have relied on the integrity, accuracy and completeness of audited and unaudited data and information provided by Yunfeng Group. Our work did not involve reperforming the EV calculations, nor verifying the data and information underlying the EV information.

Based on our review procedures, we have concluded that the methodologies and assumptions used in preparing the EV information are consistent with industry practice for publicly listed companies in Hong Kong and with available market information.

This report has been prepared pursuant to an engagement contract between PricewaterhouseCoopers Limited and Yunfeng Financial Group Limited. This report is solely for the purpose set forth in the first and third paragraphs of this report and is for the use of the Board of Directors of Yunfeng Group only and is not to be used for any other purpose or to be distributed to any other parties. We expressly disclaim any liability or duty to any other party for the contents of this report and howsoever arising in connection with it.

Our work does not constitute an audit or other assurance engagement in accordance with applicable professional standards. Accordingly, we provide no audit opinion, attestation or other form of assurance with respect to our work or the information upon which our work was based.

For and on behalf of PricewaterhouseCoopers Limited

Xiaobin Yuan, FSA

Hong Kong, 30 March 2023

致雲鋒金融集團有限公司諸位董事(續)

準備內含價值信息時，需要預測很多雲鋒集團無法控制的不確定事件，並就此作出假設。因此，雲鋒集團實際經驗的結果很有可能跟預測的假設存在差異，而這種差異將對有效業務和一年新業務的價值的結果產生影響。

我們做出審閱意見時，我們依賴由雲鋒集團提供的各種經審計和未經審計的數據和資料的真實性、準確性和完整性。我們的工作範圍並不包括重新計算內含價值，也沒有檢驗內含價值信息所用到的數據和相關信息。

根據我們的審閱工作，我們認為雲鋒集團在準備內含價值信息時所用的方法和假設與傳統內含價值評估的一般原則和方法一致、與可獲得的市場信息一致，並與香港上市公司的現行行業做法一致。

本報告是根據羅兵咸永道有限公司和雲鋒金融集團有限公司簽訂的業務合同而準備的。本報告僅供雲鋒集團董事會根據本報告第一及三段所述的用途使用，不得用作任何其他用途或分發任何其他人士。我們明確表示，我們不就本報告內容向任何其他人士承擔任何責任或義務，也不向其他任何人士承擔因本報告所引起的或與本報告有關的任何責任或義務。

我們的工作不是根據相關註冊會計師協會發佈的專業準則而執行的審計或其它鑒證工作。所以我們對我們的工作或依賴的信息不提供審計意見、認證或其它形式的鑒證意見。

代表羅兵咸永道有限公司

袁曉斌精算師

香港，二零二三年三月三十日

Embedded Value

內含價值

1. BACKGROUND

The Group mainly consists of two major segments including life insurance business and other financial services in the areas of investment holding, asset management, pensions, other businesses and corporate services. Life Insurance business is operated by YF Life, a 69.8%-owned subsidiary, which is the most significant part of the Group in terms of total asset and profitability. To provide additional information of the insurance business of the Group, the Group disclosed the Embedded Value (“EV”) of the segment.

2. DEFINITION

EV is a measure of value of shareholders’ interests in the earnings distributable (“distributable earnings”) from assets allocated to the in-force business after sufficient allowance for the aggregate risks in the business.

The EV equals to:

- Adjusted Net Worth (“ANW”), plus
- Value of the in-force business before cost of capital (“VIF before CoC”), minus
- Cost of Capital (“CoC”)

The ANW represents the net asset value on Hong Kong statutory basis, with marked-to-market adjustment to certain assets of our insurance business segment.

The VIF before CoC is the present value of future estimated after-tax statutory profits from in-force business, discounted at the risk discount rate as at 31 December 2022. Cost of Capital is the difference between the amount of required capital as at 31 December 2022 and the present value of future releases, allowing for future after-tax investment earnings on the capital.

Similarly, the new business value is calculated as the difference of new business value before CoC and CoC arising from new business sales in the period. The new business value before CoC is the present value, discounted at issue date, of future estimated after-tax statutory profits emerging from new business sales in the past 12 months, i.e. 1 January 2022 to 31 December 2022.

1. 背景

本集團主要有兩個分部：人壽保險業務和其他金融服務，涵蓋投資控股、資產管理、退休金、其他業務和企業服務等領域。人壽保險業務由擁有69.8%權益的附屬公司萬通保險經營，該公司在資產總額和盈利能力方面是本集團的最重要組成部分。為提供本集團保險業務的其他資料，本集團披露該分部的內含價值。

2. 定義

內含價值是對企業總體風險計提充分準備後，分配至有效業務的資產的可分配收益中股東權益的一種計量標準。

內含價值等於：

- 經調整淨值，加上
- 有效業務扣除資本成本之前的價值，減去
- 資本成本

經調整淨值指香港法定基準之上的資產淨值，含有我們保險業務分部的若干資產進行按市值計價調整。

有效業務扣除資本成本之前的價值是指有效業務的未來估計稅後法定利潤的現值，以二零二二年十二月三十一日的風險貼現率予以貼現。資本成本是二零二二年十二月三十一日所需資本金額與未來釋放現值之間的差額，並考慮未來資本的稅後投資收益。

同理，新業務價值乃根據期間內扣除資本成本前的新業務價值與新業務銷售產生的資本成本之間的差額計算。扣除資本成本前的新業務價值是過去12個月（即自二零二二年一月一日至二零二二年十二月三十一日）新業務銷售產生的未來估計稅後法定利潤的現值（於發行日期貼現）。

3. BASIS OF PREPARATION

We adopted a traditional deterministic discounted cash flow methodology to determine the components of Embedded Value and the New Business Value. This methodology makes implicit allowance for the time value of options and guarantees and other risks associated with the realisation of the expected future distributable earnings through the use of a risk adjusted discount rate and is consistent with the industry practice in the market.

In determining the value of in-force business, our insurance segment's in-force policy databases as at 31 December 2022 were used. New business volumes and mix were based on the actual business written by our insurance segment in the 12-month period from 1 January 2022 to 31 December 2022.

It should be noted that, in assessing the total value of a life insurance company, the value attributed to future new business can be determined as the product of the one-year new business value and a multiple which reflects an allowance for future new business sales and the risks associated with it at the assumed profit margin.

The Group has appointed PricewaterhouseCoopers Limited ("PwC"), an international firm of consulting actuaries, to examine whether the methodology and assumptions used by us in the preparation of the Embedded Value as at 31 December 2022 is consistent with standards generally adopted by insurance companies in Hong Kong.

4. CAUTIONARY STATEMENT

The calculations of Embedded Value and the New Business Value of insurance business segment are based on certain assumptions with respect to future experience. Thus, the actual results could differ significantly from what is envisioned when these calculations were made. In addition, the insurance business segment is held through a 69.8%-owned subsidiary of the Group. With the Embedded Value and the New Business Value of the insurance business being presented on a 100% basis below, the related value assessment should be considered accordingly.

3. 編制基準

我們採用傳統的確定性貼現現金流量法確定內含價值和新業務價值的組成部分。該方法通過使用風險調整貼現率，就選擇權及保證利益的時間價值以及實現預計未來可分配收益相關的其他風險作出隱含撥備，並與市場行業慣例一致。

在確定有效業務的價值時，我們利用了於二零二二年十二月三十一日的保險分部的有效投保人數據庫。新業務量及組合乃根據我們的保險分部自二零二二年一月一日至二零二二年十二月三十一日的12個月期間所編制的實際業務表現計算。

應當指出的是，在評估人壽保險公司的總價值時，歸屬於未來新業務的價值可以根據一年內新業務價值與反映未來新業務銷售準備的倍數以及與假定利潤率相關的風險來確定。

本集團已委任國際諮詢精算師羅兵咸永道有限公司（「羅兵咸永道」）審查我們編制於二零二二年十二月三十一日的內含價值時所採用的方法及假設是否與香港保險公司通常採用的標準一致。

4. 提示聲明

保險業務分部的內含價值和新業務價值根據未來經驗的有關假設進行計算。因此，實際結果可能與進行這些計算時所作的設想有明顯差異。此外，保險業務分部由本集團擁有69.8%權益的附屬公司持有。保險業務的內含價值和新業務價值以100%基準呈報如下，因此應相應考慮相關的價值評估。

Embedded Value

內含價值

5. EMBEDDED VALUE OF YF LIFE

5.1 Embedded value

		31 December 2022	31 December 2021
		二零二二年 十二月 三十一日	二零二一年 十二月 三十一日
		HK\$ million	HK\$ million
		百萬港元	百萬港元
Adjusted Net Worth	經調整淨值	8,942	5,610
Value of in-force business before cost of capital	有效業務扣除資本成本前 的價值	13,960	14,834
Cost of capital	資本成本	(2,315)	(2,383)
Embedded value	內含價值	20,587	18,061
Attributable to:	應佔權益：		
Owners of the Company	本公司權益股東	14,370	12,607
Non-controlling interests	非控股權益	6,217	5,454
Embedded value	內含價值	20,587	18,061

5.2 New Business value

		For the past 12 months as of 31 December 2022	For the past 12 months as of 31 December 2021
		截至 二零二二年 十二月 三十一日 止的12個月	截至 二零二一年 十二月 三十一日 止的12個月
		HK\$ million	HK\$ million
		百萬港元	百萬港元
New Business Value before cost of capital	扣除資本成本前的 新業務價值	893	851
Cost of capital	資本成本	(135)	(171)
New Business Value after cost of capital	扣除資本成本後的 新業務價值	758	680

5 萬通保險內含價值

5.1 內含價值

	31 December 2022	31 December 2021
	二零二二年 十二月 三十一日	二零二一年 十二月 三十一日
	HK\$ million	HK\$ million
	百萬港元	百萬港元

Adjusted Net Worth	經調整淨值	8,942	5,610
Value of in-force business before cost of capital	有效業務扣除資本成本前 的價值	13,960	14,834
Cost of capital	資本成本	(2,315)	(2,383)
Embedded value	內含價值	20,587	18,061
Attributable to:	應佔權益：		
Owners of the Company	本公司權益股東	14,370	12,607
Non-controlling interests	非控股權益	6,217	5,454
Embedded value	內含價值	20,587	18,061

5.2 新業務價值

	For the past 12 months as of 31 December 2022	For the past 12 months as of 31 December 2021
	截至 二零二二年 十二月 三十一日 止的12個月	截至 二零二一年 十二月 三十一日 止的12個月
	HK\$ million	HK\$ million
	百萬港元	百萬港元

New Business Value before cost of capital	扣除資本成本前的 新業務價值	893	851
Cost of capital	資本成本	(135)	(171)
New Business Value after cost of capital	扣除資本成本後的 新業務價值	758	680

5. EMBEDDED VALUE OF YF LIFE (Continued)

5 萬通保險內含價值(續)

5.3 Movement analysis of embedded value

5.3 內含價值變動分析

			2022 二零二二年 HK\$ million 百萬港元	2021 二零二一年 HK\$ million 百萬港元
		Notes 附註		
Embedded Value as at 1 January	於一月一日的 內含價值		18,061	15,736
New business value	新業務價值	a	758	680
Expected return on Embedded value	內含價值預期收益	b	1,565	1,360
Assumption and model changes	假設和模型變化	c	2,267	558
Investment return variance	投資回報差異	d	(1,635)	92
Other experience variance and exchange rate impact	其他經驗差異和 匯率影響	e	(429)	(365)
Embedded Value as at 31 December	於十二月三十一日 的內含價值		20,587	18,061

Note:

附註：

- | | |
|---|----------------------------------|
| a) New business contribution from sales of new business in the past one-year | a) 過去一年內新業務銷售的貢獻 |
| b) Return on value of in-force business plus expected interest on Adjusted Net Worth | b) 有效業務的回報加上經調整淨值的預期利益 |
| c) Impact of assumption and model changes on the future distributable earnings of the in-force business | c) 假設和模型變化對有效業務未來可分配收益的影響 |
| d) Differences between the actual investment returns and expected investment returns | d) 實際投資回報與預期投資回報之間的差異 |
| e) Differences between the actual experience and expected experience for mortality, morbidity, lapses, and expenses | e) 實際經驗與死亡率、發病率、退保率和費用的預期經驗之間的差異 |

Embedded Value

內含價值

5. EMBEDDED VALUE OF YF LIFE (Continued)

5.4 Key assumptions

Our policies state that it adopts a best estimate approach in setting the assumptions which are used in the calculation of its Embedded Value and New Business Value. The assumptions were based on the actual experience of YF Life and certain industry experience.

The basis and assumptions used in the calculations are summarised below. These assumptions have been made on a “going concern” basis.

Risk discount rate

The risk discount rate represents the long-term post-tax cost of capital of the hypothetical investor for whom the valuation is made, together with an allowance for risk, taking into account factors such as the political and economic environment in Hong Kong.

We use risk discount rate of 8.75% for 31 December 2022 and 31 December 2021 as the base scenario assumption for both in-force and new business.

Investment returns

Future investment returns have been calculated as the weighted average of the investment returns on existing assets and new assets.

The investment returns on existing assets and new assets have been determined by book yield, the forward rate yields available on US government bonds, credit spreads that reflects the allowance for risk of default and equity return of underlying assets respectively.

5 萬通保險內含價值(續)

5.4 主要假設

我們的政策指明設定用於計算其內含價值和新業務價值的假設時乃採用最佳估計方法。該等假設基於萬通保險的實際經驗和相關行業經驗。

計算中使用的基準和假設匯總如下。該等假設是基於「持續經營」作出的。

風險貼現率

風險貼現率指就假設投資者作出估值的長期稅後資本成本，並考慮到香港政治及經濟環境等因素的風險撥備。

我們使用8.75%的風險貼現率作為二零二二年十二月三十一日和二零二一年十二月三十一日的有效和新業務的基本假設。

投資回報

未來投資回報按現有資產和新資產的投資回報的加權平均值計算。

現有資產和新資產的投資回報由賬面收益率、美國政府債券的遠期利率、反映基礎資產違約風險準備金的信用利差以及股票收益決定。

5. EMBEDDED VALUE OF YF LIFE (Continued)

5.4 Key assumptions (Continued)

Credit rate

The crediting rates for universal life business have been set to reflect regulatory and contractual requirements, policyholders' reasonable expectations and earn rate assumptions. The crediting rates were worked out as earn rate less crediting rate spread.

Mortality

The mortality assumption is based on both emerging experience and industry experience, reflecting its expectation of how experience will emerge.

The experience mortality rates have been set as a percentage of HKA93 mortality table with an adjustment of increased mortality at older ages ("Adj. HKA93"). There were also adjustment factor for non-smoker and smoker.

Morbidity

Morbidity rate assumptions have been set as a percentage of the reinsurance rates due to the lack of credible claims experience.

Lapse

The lapse assumptions were based on YF Life's experience and adjusted to reflect the results of its recent experience. The assumptions have been set with reference to pricing assumptions where credible experience data is not available.

The lapse assumptions vary by products and policy duration.

5 萬通保險內含價值(續)

5.4 主要假設(續)

結算利率

萬用壽險業務結算利率的設定綜合考慮了監管和合同要求、投保人的合理預期和收益率假設等因素。結算利率按收益率減去利差計算。

死亡率

死亡率假設基於當前經驗和行業經驗，反映了其對死亡率經驗的預期。

死亡率假設設定為調增老年人口死亡率後的HKA93死亡率表(經調整HKA93)的百分比。非吸煙者和吸煙者也有相應的調整因子。

發病率

由於缺乏充分的經驗數據，發病率假設已設定為再保險假設的百分比。

退保率

退保假設基於萬通保險的經驗，並經調整以反映其近期經驗的結果。當沒有可靠經驗情況下，該等假設基於精算定價假設來確定。

退保假設因產品和保單期限而異。

Embedded Value

內含價值

5. EMBEDDED VALUE OF YF LIFE (Continued)

5.4 Key assumptions (Continued)

Operating expenses

Operating expenses have been projected based on unit expense assumption. Projected excess or saving of expense compared with unit expense assumption has not been included in VIF or new business value. The historical excess or saving of actual expense compared with unit expense assumption has been included in ANW component of EV.

Inflation rate

Future inflation rate was assumed to be 2% per annum for 2022. This assumption is based on expectations of long-term consumer price and salary inflation.

Taxation

A tax rate of 0.825% of net premium income for Hong Kong business and 12% of pre-tax statutory profit for Macau business has been assumed for 2022.

Required capital

The embedded value projections assume that it maintains required capital at 150% of minimum solvency margin.

Statutory valuation

The distributable earnings are based on statutory reserve in accordance with the Hong Kong reserving regulations.

Reinsurance

Reinsurance assumptions have been developed based on the reinsurance arrangements in force as at the valuation date and the recent historical and expected future experience.

5 萬通保險內含價值(續)

5.4 主要假設(續)

經營費用

經營費用根據單位費用假設進行預測。未來費用超支或盈餘尚未納入有效業務價值或新業務價值。實際費用超支或盈餘已納入內含價值的經調整淨值部分。

通貨膨脹率

於二零二二年，未來通脹率假設為2%。這一假設基於對長期消費者價格和工資通脹的預期。

稅項

於二零二二年，香港業務的稅率假設為保費收入淨額之0.825%，而澳門業務的稅率假設為稅前法定利潤之12%。

資本要求

資本要求是按最低償付能力的150%計算。

法定評估

根據香港相關規定計提的法定準備金計算可分配盈餘和評估最低償付能力。

再保險

再保險假設已基於估值日期的有效再保安排及近期歷史與預計未來經驗而設定。

5. EMBEDDED VALUE OF YF LIFE (Continued)

5.5 Sensitivity testing

We performed sensitivity analysis on the value of in-force business and the new business value as at 31 December 2022, by independently varying certain assumptions regarding future experience. Specifically, the following changes in assumptions have been considered.

- New money yields increased by 100 basis points per annum
- New money yields decreased by 100 basis points per annum
- Risk discount rate increased by 50 basis points
- Risk discount rate decreased by 50 basis points
- 10% increase in lapse rate and skip premium rates (i.e. 110% of the central assumptions)
- 10% decrease in lapse rate and skip premium rates (i.e. 90% of the central assumptions)
- 10% increase in mortality and morbidity rates and loss ratios (i.e. 110% of the central assumptions)
- 10% decrease in mortality and morbidity rates and loss ratios (i.e. 90% of the central assumptions)
- 10% increase in acquisition and maintenance expenses (i.e. 110% of the central assumptions)
- 10% decrease in acquisition and maintenance expenses (i.e. 90% of the central assumptions)

5 萬通保險內含價值(續)

5.5 敏感性測試

於二零二二年十二月三十一日，我們通過單獨改變有關未來經驗的某些假設，對有效業務價值和新業務價值進行了敏感性分析。具體而言，我們已考慮下列假設的變化。

- 新增資產收益每年增加100個點子
- 新增資產收益每年減少100個點子
- 風險貼現率增加50個點子
- 風險貼現率減少50個點子
- 退保率和失效保費率增加10% (即基準假設的110%)
- 退保率和失效保費率減少10% (即基準假設的90%)
- 死亡率和發病率以及損失率增加10% (即基準假設的110%)
- 死亡率和發病率以及損失率減少10% (即基準假設的90%)
- 獲取和維護費用增加10% (即基準假設的110%)
- 獲取和維護費用減少10% (即基準假設的90%)

Embedded Value

內含價值

5. EMBEDDED VALUE OF YF LIFE (Continued)

5 萬通保險內含價值(續)

5.5 Sensitivity testing (Continued)

5.5 敏感性測試(續)

For the year 2022		Value of in-force business after cost of capital	New business value after cost of capital
二零二二年		扣除資本成本後的有效業務價值	扣除資本成本後的新業務價值
Assumptions		HK\$ million	HK\$ million
假設		百萬港元	百萬港元
Base scenario	基本假設	11,645	758
New money yields increased by 100 basis points per annum	新增資產收益每年增加100個點子	12,588	837
New money yields decreased by 100 basis points per annum	新增資產收益每年減少100個點子	9,914	669
Risk discount rate increased by 50 basis points	風險貼現率增加50個點子	10,786	701
Risk discount rate decreased by 50 basis points	風險貼現率減少50個點子	12,593	821
10% increase in lapse rate and skip premium rates	退保率和失效保費率增加10%	11,478	732
10% decrease in lapse rate and skip premium rates	退保率和失效保費率減少10%	11,836	785
10% increase in mortality and morbidity rates and loss ratios	死亡率和發病率以及損失率增加10%	10,677	723
10% decrease in mortality and morbidity rates and loss ratios	死亡率和發病率以及損失率減少10%	12,630	793
10% increase in acquisition and maintenance expenses	獲取和維持費用增加10%	11,421	728
10% decrease in acquisition and maintenance expenses	獲取和維持費用減少10%	11,870	788

Biographical Details of Directors and Senior Management

董事及高級管理人員履歷

CHAIRMAN

Mr. Yu Feng, aged 59, was appointed as the Chairman and a non-executive Director and the chairman of the Nomination Committee in November 2015. Mr. Yu is the co-founder and chairman of Yunfeng Capital, a private equity firm founded by Mr. Yu together with other entrepreneurs in 2010.

Mr. Yu is a director of YFHL, Key Imagination and Jade Passion. YFHL, Key Imagination and Jade Passion are substantial shareholders of the Company.

Mr. Yu obtained an EMBA degree from China Europe International Business School, the PRC in March 2001 and a master of arts degree in philosophy from Fudan University, the PRC in July 1991.

EXECUTIVE DIRECTOR

Mr. Huang Xin, aged 47, was appointed as an executive Director and a member of the Remuneration Committee in November 2015 and was appointed as interim chief executive officer of the Company in September 2022. Mr. Huang is a partner and a member of the investment committee of Yunfeng Capital. Mr. Huang served as vice president of Shanghai Kaituo Capital Limited from 2006 to 2010, where he was in charge of various investments. Mr. Huang was vice president of finance at Target Media Holdings Limited from 2005 to 2006, where Mr. Huang managed its daily financial operations and led its equity financing and merger and integration with Focus Media Holding Limited. Mr. Huang worked at General Electric Company from 1997 to 2005.

Mr. Huang currently acts as a director of Jade Passion, a substantial shareholder of the Company. He served as a director of YTO Express Group Co., Ltd (stock code: 600233) which is listed on the Shanghai Stock Exchange until 13 October 2022 and a director of Sanxiang Impression Co., Ltd (stock code: 000863) which is listed on the Shenzhen Stock Exchange until 29 June 2021.

Mr. Huang obtained a master of business administration degree from China Europe International Business School, the PRC in October 2011 and a bachelor's degree in accounting from Fudan University, the PRC in July 1997.

主席

虞鋒先生，59歲，於二零一五年十一月獲委任為本公司主席兼非執行董事，以及提名委員會主席。虞先生為雲鋒基金聯合創辦人及主席，該私募基金由虞先生與其他企業家於二零一零年成立。

虞先生為雲鋒金融控股，Key Imagination及Jade Passion之董事。雲鋒金融控股，Key Imagination及Jade Passion為本公司之主要股東。

虞先生於二零零一年三月獲授中國中歐國際工商學院高級管理人員工商管理碩士學位，並於一九九一年七月獲授中國復旦大學哲學碩士學位。

執行董事

黃鑫先生，47歲，於二零一五年十一月獲委任為本公司執行董事，以及薪酬委員會成員，於二零二二年九月獲委任為本公司代理行政總裁。黃先生為雲鋒基金合夥人及其投資委員會成員。黃先生於二零零六年至二零一零年擔任上海開拓投資有限公司副總裁，於二零零五年至二零零六年出任聚眾傳媒控股有限公司財務副總裁。黃先生曾在一九九七年至二零零五年任職通用電氣公司。

黃先生現為Jade Passion之董事，該公司為本公司之主要股東。黃先生曾擔任上海證券交易所上市之圓通速遞股份有限公司(股份代號：600233)董事至二零二二年十月十三日，曾擔任深圳證券交易所上市之三湘印象股份有限公司(股份代號：000863)董事至二零二一年六月二十九日。

黃先生於二零一一年十月自中國中歐國際工商學院取得工商管理碩士學位，並於一九九七年七月自中國復旦大學取得會計學學士學位。

Biographical Details of Directors and Senior Management

董事及高級管理人員履歷

NON-EXECUTIVE DIRECTORS

Mr. Adnan Omar Ahmed, aged 55, was appointed as a non-executive Director in November 2018. Mr. Ahmed is also a director of YF Life. Mr. Ahmed is the chairman, president and chief executive officer of MMI, a substantial shareholder of the Company. Mr. Ahmed joined MMLIC, the parent holding company of MMI, a substantial shareholder of the Company, in October 2015 as Executive Vice President and Chief Human Resources Officer. Mr. Ahmed brings with him an impressive history of more than 20 years of global financial services and leadership experience, ranging from operating to human resources roles. He joined MMI from Citigroup, Inc. in London where he was Managing Director and Head of Human Resources for Europe, Middle East and Africa as well as the Global Head of Recruitment for the firm. Previously, he led global shared services in the operations and technology division for all of Citigroup employees.

Prior to joining Citigroup in 2010, Mr. Ahmed began his career at Mitsubishi UFJ Financial Group, rotating through various roles including corporate finance, operations, credit and human resources. He then spent 17 years at Morgan Stanley in New York, Tokyo, Sydney and Hong Kong, during which time he held a range of roles including Chief Administrative Officer and Head of Human Resources, Asia.

Mr. Ahmed is on the Advisory Board of NPX Capital, Korea since October 2019 and also on the Advisory Board of Essenlix Corp., US since November 2020. He has been a non-executive director on the board of Nippon Wealth Insurance in Japan, a subsidiary of Nippon Life from 2018-2021. Prior to these directorships, he also served on the board of Temasek Management Services, Singapore between 2010-2018, Human Capital Leadership Institute in Singapore from 2017-2019, and Bank Handlowy, Poland and Citibank Turkey, both between 2012-2015.

Mr. Ahmed holds a bachelor of science degree in computer science, a bachelor of arts degree in international relations, and a master's degree in business administration, all from Tulane University. He is based in Hong Kong.

非執行董事

Adnan Omar Ahmed先生，55歲，於二零一八年十一月獲委任為本公司非執行董事。Ahmed先生亦為萬通保險董事。Ahmed先生為MMI之主席、總裁及首席執行官，MMI為本公司之主要股東。Ahmed先生於二零一五年十月加入MMLIC，擔任常務副總裁及首席人力資源總監，MMLIC為MMI的母公司，為本公司之主要股東。Ahmed先生擁有超過20年環球金融服務及領導經驗，由營運至人力資源的職位均有所涉獵，履歷令人印象深刻。加入MMI前，彼於倫敦任職於花旗集團，期間曾擔任歐洲、中東及非洲區董事總經理及人力資源主管，以及環球招聘主管。彼過往曾領導營運及技術部門的環球共享服務，供花旗集團全體僱員使用。

二零一零年加入花旗集團之前，Ahmed先生於三菱日聯金融集團展開職業生涯，其職責包括企業融資、運營、信貸和人力資源。其後，彼於紐約、東京、悉尼及香港的摩根士丹利工作17年，在此期間，彼曾擔任一系列職務，包括行政總監及亞洲人力資源主管。

Ahmed先生自二零一九年十月起擔任韓國NPX Capital顧問委員會成員，自二零二零年十一月起担任美國Essenlix Corp顧問委員會成員。Ahmed先生自二零一八年至二零二一年擔任日本Nippon Wealth Insurance (日本生命的附屬公司) 董事會非執行董事。獲委任現時各董事職務前，Ahmed先生於二零一零年至二零一八年期間任職新加坡Temasek Management Services董事會，於二零一七年至二零一九年任職於新加坡Human Capital Leadership Institute董事會，並於二零一一年至二零一五年期間任職波蘭Bank Handlowy及土耳其花旗銀行董事會。

Ahmed先生持有杜蘭大學電腦科學理學士學位、國際關係文學士學位以及工商管理碩士學位。彼長駐香港。

Biographical Details of Directors and Senior Management

董事及高級管理人員履歷

NON-EXECUTIVE DIRECTORS (Continued)

Mr. Michael James O'Connor, aged 54, was appointed as a non-executive Director in March 2020. Mr. O'Connor is the General Counsel of MMLIC, leading its legal, compliance, government relations, internal audit and corporate governance functions. MMLIC is the sole member of MMI, a substantial shareholder of the Company. Mr. O'Connor was appointed as a manager of MMI, a substantial shareholder of the Company on August 2020. He is a member of MMLIC's Executive Leadership team. Mr. O'Connor initially joined MMLIC's Law Division in 2005 and from 2008-2011, he led the company's corporate law and government relations teams. From 2011 to 2017, Mr. O'Connor served in a number of business leadership positions at MMLIC, first as Chief of Staff to MMLIC's CEO Roger Crandall and later as head of corporate development and mergers and acquisitions and then as head of MMLIC's international insurance operations.

Prior to joining MMLIC, Mr. O'Connor served from 2002-2005 as U.S. General Counsel of Irving Oil Corporation, an independent global petroleum refiner and marketer. From 1995 until 2002, Mr. O'Connor practiced corporate law at Goodwin Procter LLP in Boston, where he was a member of the M&A/Corporate Governance and Securities & Corporate Finance practice groups. Mr. O'Connor received a B.A. in Legal Studies from the University of Massachusetts at Amherst. He earned his J.D. from the Boston University School of Law, where he was a G. Joseph Tauro Distinguished Scholar and an Editor of the Boston University Law Review, and his M.B.A., majoring in Finance, from the Wharton School of Business at the University of Pennsylvania.

Ms. Hai Olivia Ou, aged 43, was appointed as a non-executive Director in November 2015, and was re-designated as an executive Director and appointed as interim chief executive officer in February 2020, and was re-designated as a non-executive Director in August 2022. She has ceased to be the interim chief executive officer of the Company in October 2020. Ms. Hai is a managing director of Yunfeng Capital and specialises in investments and management related to the financial services industry, especially for investments in Internet Finance and strategic management in insurance company. Prior to joining Yunfeng Capital, Ms. Hai was an actuarial partner at Deloitte China from 2012 and was engaged in the provision of consulting services to overseas and domestic insurance companies. Ms. Hai has also worked at HSBC Insurance (Asia) Limited in Hong Kong from 2010 to 2012 and PricewaterhouseCoopers LLP in the United Kingdom from 2002 to 2010.

Ms. Hai is a qualified fellow member of the Institute and Faculty of Actuaries in the United Kingdom and a fellow member of the China Association of Actuaries.

非執行董事(續)

Michael James O'Connor先生，54歲，於二零二零年三月獲委任為本公司非執行董事。O'Connor先生為MMLIC的總法律顧問，負責法律、合規、政府關係、內部審核及企業管治職能，MMLIC為MMI的母公司，為本公司之主要股東。彼為MMLIC執行領導團隊成員。O'Connor先生於二零二零年八月獲委任為MMI之理事，MMI為本公司之主要股東。O'Connor先生最初於二零零五年加入MMLIC法律部，二零零八年至二零一一年擔任該公司的企業法務及政府關係團隊負責人。二零一一年至二零一七年期間，O'Connor先生曾出任MMLIC多個業務管理職位，先後包括MMLIC行政總裁Roger Crandall的總幹事、企業發展及併購主管、MMLIC國際保險業務主管等。

加入MMLIC之前，O'Connor先生於二零零二年至二零零五年期間出任獨立全球石油煉製生產商及銷售商Irving Oil Corporation的美國總法律顧問。於一九九五年至二零零二年期間，彼為從事公司法的波士頓高贏國際律師事務所執業律師，在併購／公司管治及證券及企業融資部門執業。O'Connor先生獲馬薩諸塞大學阿默斯特分校頒發法律學士學位，其後獲波士頓大學法學院頒發法律博士學位，並成為G. Joseph Tauro傑出學者和波士頓大學法律評論編輯，以及獲賓夕凡尼亞大學華頓商學院頒發工商管理碩士學位，主修金融。

海歐女士，43歲，於二零一五年十一月獲委任為本公司非執行董事，並於二零二零年二月調任為本公司執行董事及獲委任為代理行政總裁。其於二零二零年十月退任本公司代理行政總裁，於二零二零年八月調任為本公司非執行董事。海女士曾任雲鋒基金的董事總經理，專注於金融服務行業的投資與管理，尤其是互聯網金融領域的投資和保險公司的戰略管理。在加入雲鋒基金之前，海女士自二零一二年起擔任德勤華永會計師事務所的精算合夥人，為中國內地及海外的保險公司提供諮詢服務。海女士於二零一零年至二零一二年於香港滙豐保險(亞洲)有限公司任職，及於二零零二年至二零一零年於英國普華永道會計師事務所任職。

海女士為英國精算師協會資深會員和中國精算師協會的資深會員。

Biographical Details of Directors and Senior Management

董事及高級管理人員履歷

INDEPENDENT NON-EXECUTIVE DIRECTORS

Mr. Qi Daqing, aged 58, was appointed as an independent non-executive Director, and a member of the Audit Committee, Nomination Committee and Remuneration Committee in February 2016. In March 2019, Mr. Qi was appointed as the chairman of the Remuneration Committee. Mr. Qi is currently a professor of Cheung Kong Graduate School of Business where he previously served as director and associate dean of the executive master of business administration department. Mr. Qi's research interests primarily focus on financial accounting, financial reporting and their impact on corporate business strategy. Mr. Qi has published many articles in accounting and finance journals. Mr. Qi worked at The Chinese University of Hong Kong and the Feature Syndicate of the Department of Home News for Overseas, Xinhua News Agency prior to joining Cheung Kong Graduate School of Business in 2002.

Currently Mr. Qi serves as independent director of Sohu.com Inc. (NASDAQ: SOHU) and Momo Inc. (NASDAQ: MOMO), all of which are listed on NASDAQ; and independent non-executive director of Haidilao International Holdings Limited (stock code: 06862), Bison Finance Group Limited (stock code: 00888) and SinoMedia Holding Limited (stock code: 00623), all of which are listed on the Stock Exchange. Mr. Qi served as an independent non-executive director of Honghua Group Limited (stock code: 00196) from 18 January 2008 to 1 January 2018, a company listed on the Stock Exchange, an independent non-executive director of Dalian Wanda Commercial Properties Co., Ltd. (stock code: 03699) from 29 January 2016 to 20 September 2016, a company delisted from the Stock Exchange on 20 September 2016, and an independent non-executive director of Jutal Offshore Oil Services Limited (stock code: 03303) from 31 July 2015 to 27 April 2022. Mr. Qi had also been an independent director of Focus Media Holding Limited (NASDAQ: FMCN) and AutoNavi Holdings Ltd. (NASDAQ: AMAP), all of which were listed on NASDAQ, an independent director of Bona Film Group Limited and iKang Healthcare Group, Inc. which were listed on NASDAQ and ceased to be public companies, and an independent director of China Vanke Co., Ltd. (a company listed on the Shenzhen Stock Exchange, stock code: 000002; and listed on the Stock Exchange, stock code: 02202).

Mr. Qi graduated with a doctoral degree in accounting from The Eli Broad Graduate School of Management of Michigan State University in the U.S.A. in 1996. He also obtained a master's degree in management from University of Hawaii in the U.S.A in 1992 and dual bachelor's degrees (in biophysics and international news) from Fudan University in 1985 and 1987 respectively.

獨立非執行董事

齊大慶先生，58歲，於二零一六年二月獲委任為本公司獨立非執行董事，以及審核委員會、提名委員會及薪酬委員會成員。於二零一九年三月獲委任為本公司薪酬委員會主席。齊先生現為長江商學院教授，曾任該學院高級管理人員工商管理碩士主任及副院長，齊先生的主要研究領域為財務會計、財務報告及其對企業業務戰略的影響。齊先生曾在財務及會計刊物上發表過多篇論文。齊先生於二零零二年加入長江商學院前曾任職於香港中文大學及新華社對外部特稿社。

齊先生現任在美國納斯達克上市的搜狐網絡有限公司(股份代號：SOHU)及陌陌科技公司(股份代號：MOMO)的獨立董事；以及在聯交所上市的海底撈國際控股有限公司(股份代號：06862)、貝森金融集團有限公司(股份代號：00888)及中視金橋國際傳媒控股有限公司(股份代號：00623)的獨立非執行董事。齊先生曾於二零零八年一月十八日至二零一八年一月一日擔任宏華集團有限公司(股份代號：00196)之獨立非執行董事，該公司於聯交所上市；及於二零一六年一月二十九日至二零一六年九月二十日擔任大連萬達商業地產股份有限公司(股份代號：03699)之獨立非執行董事，該公司於二零一六年九月二十日於聯交所除牌，及於二零一五年七月三十一日至二零二二年四月二十七日擔任巨濤海洋石油服務有限公司(股份代號：03303)之獨立非執行董事。齊先生亦曾任在美國納斯達克上市的分眾傳媒控股有限公司(股份代號：FMCN)和高德軟件有限公司(股份代號：AMAP)之獨立董事、博納影業集團有限公司及愛康國寶健康體檢管理集團有限公司(曾於美國納斯達克上市，現不再為上市公司)之獨立董事及在深圳證券交易所及在聯交所上市的萬科企業股份有限公司(深圳證券交易所股份代號：000002和聯交所股份代號：02202)之獨立董事。

齊先生於一九九六年取得美國密歇根州立大學艾利布羅管理研究院會計學博士學位，並於一九九二年取得美國夏威夷大學的管理碩士學位及於一九八五年及一九八七年取得復旦大學的雙學士學位(生物物理及國際新聞)。

Biographical Details of Directors and Senior Management

董事及高級管理人員履歷

INDEPENDENT NON-EXECUTIVE DIRECTORS (Continued)

Mr. Chu Chung Yue, Howard, aged 74, was appointed as an independent non-executive Director, the chairman of the Audit Committee and a member of the Remuneration Committee and the Nomination Committee in August 2011. Mr. Chu was the vice president, Asia and chief representative, China of Teck Resources Limited. Mr. Chu was responsible for the development of an Asian strategy for the company, monitoring China's economic performance and promoting business development opportunities in China. Mr. Chu held various positions including corporate controller for Teck Resources Limited from 1978 to 2007 and was the vice president, Asia and chief representative, China from 2007 to April 2011.

Mr. Chu serves as an independent non-executive director of Grandshores Technology Group Limited (stock code: 01647), a company listed on the Stock Exchange.

Mr. Chu holds a bachelor's degree in commerce from University of British Columbia and was a member of the Chartered Professional Accountants of Canada.

Mr. Xiao Feng, aged 61, was appointed as an independent non-executive Director, and a member of the Audit Committee and Remuneration Committee in March 2019. Mr. Xiao is currently the vice chairman and executive director of China Wanxiang Holding Co., Ltd. (中國萬向控股有限公司). Mr. Xiao has more than 27 years of experiences in finance, asset management and securities management and had served key positions in different institutions including securities management office of the People's Bank of China, Shenzhen Branch from 1992 to 1993, Securities Management Office of Shenzhen from 1993 to 1998 and Bosera Fund Management Co., Ltd. from 1998 to 2011. Since 1998, Mr. Xiao has also been appointed as the director, chairman or president of various finance company, fund or asset management company, trust company and insurance company.

Mr. Xiao obtained a bachelor's degree of arts in Chinese from Jiangxi Normal University in 1983 and a doctoral degree in economics from Nankai University in 2003.

獨立非執行董事(續)

朱宗宇先生，74歲，於二零一一年八月獲委任為本公司之獨立非執行董事、審核委員會主席，以及薪酬委員會及提名委員會成員。朱先生為Teck Resources Limited之亞洲區副總裁兼中國區首席代表。朱先生負責發展該公司之亞洲策略、監察中國之經濟表現及促進中國之業務發展機會。朱先生自一九七八年至二零零七年間曾擔任Teck Resources Limited之多個職務(包括財務審計總監)，及自二零零七年至二零一一年四月間曾出任亞洲區副總裁及中國區首席代表。

朱先生現任雄岸科技集團有限公司(股份代號：01647)之獨立非執行董事，該公司於聯交所上市。

朱先生持有英屬哥倫比亞大學之商業學士學位，並為加拿大特許專業會計師公會之會員。

肖風先生，61歲，於二零一九年三月獲委任為本公司之獨立非執行董事、審核委員會及薪酬委員會成員。肖先生現為中國萬向控股有限公司副董事長兼執行董事。肖先生擁有超過27年的金融、資產管理及證券管理經驗，曾與不同機構擔任重要職位，包括於一九九二年至一九九三年任職於中國人民銀行深圳分行證券管理處、於一九九三年至一九九八年任職於深圳市證券管理辦公室及於一九九八年至二零一一年任職於博時基金管理有限公司。自一九九八年起，肖先生亦獲委任為多間金融公司、基金或資產管理公司、信託公司及保險公司的董事、主席或總裁。

肖先生於一九八三年取得江西師範大學中文文學士學位，並於二零零三年取得南開大學經濟學博士學位。

Corporate Governance Report

企業管治報告

The Board of the Company is committed to maintaining high standards of corporate governance. It believes that a high standard of corporate governance provides an effective framework and solid foundation for attracting and retaining high calibre and talented management, promoting high standards of accountability and transparency and meeting the expectations of all the Shareholders. The Board persists to establish a good corporate governance framework that is essential for effective management, continued business growth and a healthy corporate culture for the enhancement of shareholders' value in total. The Board believes that corporate culture is a prominent element to the fulfilment of the Company's mission. The Board has been putting efforts in review and enhance its risk management and internal controls and procedures in light of changes in regulations and developments in best practices, so as to ensure that the Company's purpose, values and strategies are aligned with the corporate culture. The principles of corporate governance adopted by the Group stress the importance of a quality board, sound internal controls, and transparency and accountability to all the Shareholders.

Throughout the Year, the Company has adopted and complied with the applicable code provisions of the Corporate Governance Code ("CG Code") in force during the Year as set out in Appendix 14 to the Rules Governing the Listing of Securities on The Stock Exchange of Hong Kong Limited (the "Listing Rules").

CODE OF CONDUCT FOR SECURITIES TRANSACTIONS

The Company has adopted the code of conduct regarding Director's securities transactions with terms no less exacting than the required standard set out in the Model Code. Following specific enquiry by the Company, all the Directors have confirmed that they have complied with the required standards as stated in the Model Code throughout the Year.

本公司董事會致力維持高水準之企業管治，相信高水準之企業管治能提供有效架構及穩固根基，吸引及挽留能力出眾及富有才幹之管理層、促進高標準之問責及透明度及達致本公司全體股東之期望。董事會堅持建立良好的公司治理框架，這對於有效的管理、持續的業務增長和健康的企業文化以提高股東的整體價值是必不可少的。董事會認為，企業文化是實現公司使命的一個重要因素。董事會根據法規的變化和最佳實踐的發展，持續審查和加強風險管理和內部控制及程序，以確保公司的宗旨、價值觀和戰略與企業文化相一致。本集團採納之企業管治原則著重高質素之董事會、健全之內部監控以及對全體股東保持透明及問責。

於本年度內，本公司已於採納及遵守本年度內有效的香港聯合交易所有限公司證券上市規則（「上市規則」）附錄十四企業管治守則（「企管守則」）的適用守則條文。

進行證券交易之行為守則

本公司已採納一套有關董事進行證券交易之行為守則，其條款不遜於標準守則所規定的標準。經本公司作出具體查詢後，本公司全體董事已確認，彼等於本年度內一直遵守標準守則規定的標準。

THE BOARD

The Board is responsible for the formulation of the Group's purposes, values, strategies and policies, regulating and reviewing risk management and internal control systems, formulating and reviewing the Group's corporate governance policy, and directing and supervising the management of the business operations of the Group to ensure that its business objectives are met. The Board also ensures the fullest communication with shareholders and the company's recognition of shareholders' interest. The management of the Group is responsible for the day-to-day business operations and management of the Group and implementing the policies and strategies formulated by the Board and is accountable to the Board.

The Board has a balance of skills, experience and diversity of perspectives appropriate to the requirements of the business of the Group. As at the date of this report, the Board comprises the following Directors:

Chairman

Mr. Yu Feng (*Non-executive Director*)

Executive Directors

Mr. Huang Xin (*Interim Chief Executive Officer*)

Non-executive Directors

Mr. Adnan Omar Ahmed
Mr. Michael James O'Connor
Ms. Hai Olivia Ou

Independent non-executive Directors

Mr. Qi Daqing
Mr. Chu Chung Yue, Howard
Mr. Xiao Feng

The Company has been maintaining the number of independent non-executive Directors at not less than one-third of the number of the Board members with a number of at least three and has ensured that at least one of the independent non-executive Directors has appropriate professional qualifications, or accounting or related financial management expertise as required by the Listing Rules. The participation of independent non-executive Directors in the Board brings independent judgement to ensure the interests of all Shareholders have been duly considered.

董事會

董事會負責制訂本集團之目的、價值、策略及政策，規範及檢討風險管理及內部監控體系，及統管和監督本集團之業務營運管理，確保實現業務目標。董事會亦確保與股東保持充分溝通，確保公司承認股東利益。本集團管理層負責本集團之日常業務營運和管理，落實董事會所制訂之政策及策略，並對董事會負責。

董事根據本集團業務而具備所需之適當技能、經驗及多樣的觀點和角度。於報告日期，董事會由以下董事組成：

主席

虞鋒先生 (*非執行董事*)

執行董事

黃鑫先生 (*代理行政總裁*)

非執行董事

Adnan Omar Ahmed先生
Michael James O'Connor先生
海歐女士

獨立非執行董事

齊大慶先生
朱宗宇先生
肖風先生

本公司一直維持獨立非執行董事人數至少三名且不少於董事人數三分之一，並確保至少有一名獨立非執行董事具備上市規則規定之適當專業資格或會計或相關財務管理專長。獨立非執行董事之參與賦予董事會獨立判斷，確保全體股東之利益得到妥善考慮。

Corporate Governance Report

企業管治報告

THE BOARD (Continued)

For a Director to be considered independent, that Director should not have any direct or indirect material interest in the Group. In determining the independence of Directors, the Board follows the requirement set out in the Listing Rules. The Company has received from each of the independent non-executive Directors a confirmation of his independence pursuant to Rule 3.13 of the Listing Rules in respect of the year ended 31 December 2022 and the Company considers that they are independent.

Currently the non-executive Directors and independent non-executive Directors do not have specific terms of appointment. Code provision B.2.2 provides that every director, including those appointed for a specific term, shall be subject to retirement by rotation at least once every three years. According to the articles of association of the Company, one-third of the Directors for the time being (or, if the number is not a multiple of three, then, the number nearest to but not less than one-third), shall retire from office by rotation, provided that every Directors shall be subject to retirement by rotation at least once every three years at each annual general meeting, and offer themselves for re-election.

The current Directors and their brief biographical details are set out in the section headed “Biographical Details of Directors and Senior Management” of this annual report.

The roles of the Chairman of the Board and the CEO are complementary, but importantly they are distinct and separate with a clear and well-established division of responsibilities. The Chairman, Mr. Yu Feng, is responsible for providing leadership to the Board, ensuring Board effectiveness and fostering constructive relationship between Directors. The Interim CEO, Mr. Huang Xin, leads the management team and is responsible for managing the business of the Group, implementing the policies and strategies approved by the Board, and assumes full accountability for the day-to-day operations and management of the Group.

Save as disclosed in the section headed “Biographical Details of Directors and Senior Management” of this annual report, there are no financial, business, family or other material/relevant relationships between Board members and between the Chairman and the CEO.

董事會 (續)

就被視為獨立之董事而言，其不得於本集團擁有任何直接或間接重大權益。於釐定董事之獨立性時，董事會遵循上市規則之規定。本公司已收到各獨立非執行董事根據上市規則第3.13條發出的截至二零二二年十二月三十一日止年度的獨立性確認函，而本公司認為彼等均屬獨立。

目前本公司之非執行董事及獨立非執行董事並無指定任期。企管守則條文B.2.2規定每位董事(包括有指定任期的董事)應輪流退任，至少每三年一次。根據本公司之組織章程細則，當時三分之一之在任董事(倘人數並非三之倍數，則最接近但不少於三分之一之人數)須輪值卸任。於每屆股東週年大會上，每位董事至少每三年須輪席退任一次，並膺選連任。

現任董事及其簡歷載於本年報「董事及高級管理人員履歷」一節。

董事會主席與行政總裁兩個角色有互補作用，但重要的是兩者獨立分明、分工清晰妥當。主席虞鋒先生負責領導董事會，確保董事會有效地運作及促進董事間良好關係。代理行政總裁黃鑫先生帶領管理層，負責管理本集團業務，執行由董事會通過的政策和戰略，並全權負責本集團的日常營運和管理。

除本年報「董事及高級管理人員履歷」一節所披露外，董事之間及主席與行政總裁之間並無任何財務、業務、家屬或其他重大／相關關係。

THE BOARD (Continued)

The Board meets regularly and at least 4 times a year. Between scheduled meetings, senior management of the Group provides to the Directors the information on the activities and developments in the businesses of the Group on a timely basis and, when required, additional Board meetings are held. In addition, the Directors have full access to the information of the Group and to independent professional advice whenever should they consider necessary. To ensure all directors an opportunity to attend, notice of at least 14 days will be given of a regular board meeting and an agenda and accompanying board papers will be sent, in full, to all directors at least 3 days before the date of a board or board committee meeting (or other agreed period). During the Year, a total of 4 Board meetings and 1 general meeting, including the annual general meeting were held and the attendance of each Director is set out below:

董事會 (續)

董事會定期召開會議，每年至少舉行4次。於已定會期的會議之間，本集團高級管理人員及時向董事提供有關本集團業務活動和發展之資料，並於有需要時舉行額外的董事會會議。此外，董事可於彼等認為有需要時全面獲得本集團資料及獨立的專業意見。為讓所有董事皆有機會出席會議，召開董事會定期會議應發出至少14天通知，董事會定期會議的議程及相關會議文件應全部及時送交全體董事，並至少在計劃舉行董事會或其轄下委員會會議日期的三天前(或協定的其他時間內)送出。於本年度，本公司合共舉行4次董事會會議及1次股東大會，包括1次股東週年大會，各董事之出席情況載列如下：

		Number of meetings attended in the year ended 31 December 2022/ Number of meetings eligible to attend 截至二零二二年十二月三十一日止年度出席會議次數/合資格參加的會議次數				
		Board 董事會	NC 提名 委員會	RC 薪酬 委員會	AC 審核 委員會	AGM (Note) 股東週年 大會(附註)
Chairman	主席					
Mr. Yu Feng (non-executive Director)	虞鋒先生(非執行董事)	4/4	1/1	-	-	1/1
Executive Directors	執行董事					
Mr. Huang Xin	黃鑫先生	4/4	-	1/1	-	1/1
Mr. Cheung David (resigned on 28 September 2022)	張可先生 (於二零二二年九月二十八日辭任)	3/3	-	-	-	1/1
Non-executive Directors	非執行董事					
Mr. Adnan Omar Ahmed	Adnan Omar Ahmed先生	4/4	-	-	-	0/1
Mr. Michael James O'Connor	Michael James O'Connor先生	4/4	-	-	-	0/1
Ms. Hai Olivia Ou (re-designated as non-executive Director on 3 August 2022)	海歐女士(於二零二二年八月三日調任為 非執行董事)	4/4	-	-	-	1/1
Independent non-executive Directors	獨立非執行董事					
Mr. Qi Daqing	齊大慶先生	3/4	1/1	1/1	2/2	1/1
Mr. Chu Chung Yue, Howard	朱宗宇先生	4/4	1/1	1/1	2/2	1/1
Mr. Xiao Feng	肖風先生	4/4	-	1/1	2/2	1/1

Note:

NC – Nomination Committee
RC – Remuneration Committee
AC – Audit Committee
AGM – annual general meeting held on 28 June 2022

附註：

NC – 提名委員會
RC – 薪酬委員會
AC – 審核委員會
股東週年大會 – 於二零二二年六月二十八日舉行的股東週年大會

The Chairman also held meeting(s) with independent non-executive Directors without the presence of other Directors during the Year.

於本年度，主席亦與獨立非執行董事舉行了沒有其他董事出席的會議。

Corporate Governance Report

企業管治報告

DIRECTORS' INDUCTION AND CONTINUING PROFESSIONAL DEVELOPMENT

All Directors, including independent non-executive Directors, should always know their collective responsibilities as Directors and of the businesses and activities of the Group. Each newly appointed Director would receive an induction package covering the Group's businesses and the statutory and regulatory obligations of a director of a listed company.

During the Year, all Directors have received the following trainings:

董事入職須知及持續專業發展

全體董事(包括獨立非執行董事)應清楚彼等身為董事之共同責任並了解本集團的業務及活動。每名新上任之董事將收到一套入職資料，涵蓋本集團業務及上市公司董事須承擔之法定及監管責任。

於本年度，全體董事已接受下列培訓：

Directors		Continuing Professional Training on corporate governance, regulatory development and other relevant topics
董事		有關企業管治、監管發展及其他相關課題之持續專業培訓
Chairman	主席	
Mr. Yu Feng (<i>non-executive Director</i>)	虞鋒先生 (<i>非執行董事</i>)	✓
Executive Directors	執行董事	
Mr. Huang Xin	黃鑫先生	✓
Mr. Cheung David (<i>resigned on 28 September 2022</i>)	張可先生 (<i>於二零二二年九月二十八日辭任</i>)	✓
Non-executive Directors	非執行董事	
Mr. Adnan Omar Ahmed	Adnan Omar Ahmed先生	✓
Mr. Michael James O'Connor	Michael James O'Connor先生	✓
Ms. Hai Olivia Ou (<i>re-designated as non-executive Director on 3 August 2022</i>)	海歐女士 (<i>於二零二二年八月三日調任為非執行董事</i>)	✓
Independent non-executive Directors	獨立非執行董事	
Mr. Qi Daqing	齊大慶先生	✓
Mr. Chu Chung Yue, Howard	朱宗宇先生	✓
Mr. Xiao Feng	肖風先生	✓

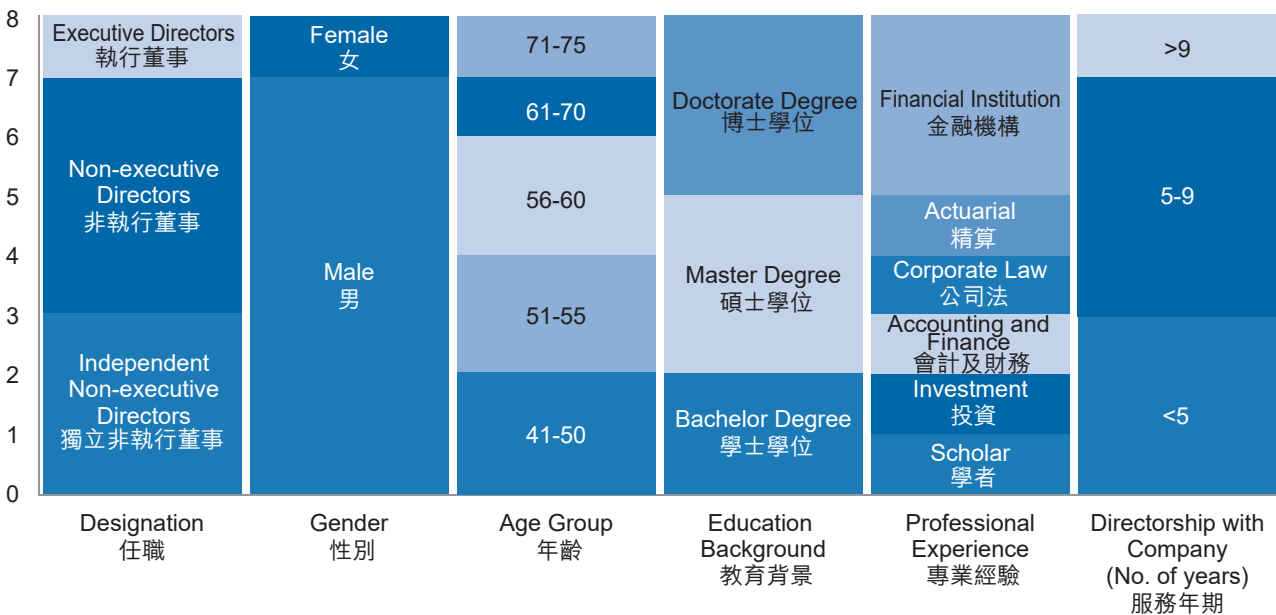
BOARD DIVERSITY POLICY

The Company has adopted an updated board diversity policy in 2022 (the “Board Diversity Policy”) which sets out the approach to achieve and maintain diversity on the Board in order to enhance the effectiveness of the Board.

The Company recognises the benefits of a Board that possesses an appropriate balance and levels of skills, experience, expertise and diversity of perspectives essential to support the execution of its corporate and business strategies and to enhance the quality and effectiveness of its performance. Board diversity will strengthen the Company’s strategic objectives in driving business results; enhance good corporate governance and reputation; and attract and retain talent for the Board.

The Company seeks to achieve Board diversity through the consideration of a number of factors, including professional qualifications and experience, cultural and educational background, race and ethnicity, gender, age and length of service. The Company will also take into consideration factors based on its own business model and specific needs from time to time in determining the optimum composition of the Board.

As at the date of this report, the Board composition under major criteria for diversity was summarised as follows:



董事會成員多元化政策

公司於二零二二採納更新的董事會成員多元化政策（「董事會多元化政策」），當中載列為達致及維持董事會成員多元化，提升董事會運作效率而採取之方針。

本公司了解，具備平衡之結構及適當水平之技能、經驗、專長及不同觀點，對支持董事會執行企業及業務策略及提升其運作質素及效率至關重要。董事會成員多元化將增強本公司提升經營業績、完善良好的企業管治及聲譽及為董事會吸引及挽留人才之策略目標。

本公司力求考慮多項因素（包括專業資格及經驗、文化及教育背景、種族、性別、年齡及服務時間），貫徹董事會成員多元化。於釐定董事會之最優配置時，本公司亦會根據自身業務模式及不時之需考慮其他因素。

於報告日期，按主要的多元角度之董事會的組成概覽如下：

Corporate Governance Report

企業管治報告

BOARD DIVERSITY POLICY (Continued)

The Board considers that the current Board composition is diverse and meets the criteria of the board diversity policy. Accordingly, no measurable objectives have been set for implementing the aforementioned policy. The Board will review the policy from time to time to ensure that the Board Diversity Policy is complied with.

During the Year, the Board has reviewed the implementation and effectiveness of Board Diversity Policy on an annual basis. A copy of the Board Diversity Policy is published on the Company's website for public information.

BOARD COMMITTEES

The Board is responsible for performing the corporate governance duties. During the Year, the Board has reviewed the policies and practices on corporate governance. The Board has also reviewed and monitored the training and continuous professional development of Directors and senior management, and the code of conduct and compliance manual applicable to employees and Directors. The Board has also reviewed and ensured the Group's compliance with the relevant legal and regulatory requirements, compliance with CG Code and disclosure in the Corporate Governance Report. Besides, the Company has set up three committees including, the Nomination Committee, the Remuneration Committee and the Audit Committee. Each committee has its specific terms of reference with reference to the CG Code.

REMUNERATION COMMITTEE

The Remuneration Committee was chaired by Mr. Qi Daqing with existing members of Mr. Huang Xin, Mr. Chu Chung Yue, Howard and Mr. Xiao Feng. The Remuneration Committee is responsible to make recommendation to the Board on the remuneration packages of Directors and senior management of the Group. In addition, the Remuneration Committee shall meet as and when required to consider remuneration related matters such as making recommendations to the Board on the Group's policy and structure for the remuneration of Directors and senior management, and to assist the Group in the administration of the fair and transparent procedure for setting policies on the remuneration of Directors and senior management of the Group. The written terms of reference of the Remuneration Committee are posted on the websites of the Company and the Stock Exchange. Code provision E.1.2(c)(ii) was adopted by the Remuneration Committee.

董事會成員多元化政策(續)

董事會認為現行董事會的組成是多樣的，符合董事會多元化政策的標準。據此，概無制定可計量目標對前述政策加以落實。董事會將不時檢討董事會的多樣性，以確保符合董事會的多元化政策。

於本年度，董事會已檢討董事會多元化政策的實施及有效性。董事會多元化政策之文本載於本公司網站，供公眾查閱。

董事委員會

董事會負責履行企業管治職責，於截至本年度，董事會已檢討本集團之企業管治政策及常規，並檢討及監察董事及高級管理人員之培訓及持續職業發展，以及僱員和董事的操守準則及合規手冊。董事會亦已檢討及確保集團遵守相關法律及監管規定，遵守企管守則及企業管治報告之披露。此外，本公司已設立三個委員會，包括提名委員會、薪酬委員會及審核委員會。各委員會均已參考企管守則制定明確的職權範圍。

薪酬委員會

本公司之薪酬委員會由齊大慶先生擔任主席，現有成員包括黃鑫先生、朱宗宇先生及肖風先生。薪酬委員會負責就本集團董事及高級管理人員之薪酬待遇向董事會提供建議。此外，薪酬委員會須於有需要時舉行會議，考慮薪酬相關事宜（如就本集團之董事及高級管理人員薪酬政策及架構向董事會提供建議），及協助本集團於制訂董事及本集團高級管理人員之薪酬政策時落實公平透明之程序。薪酬委員會的書面職權範圍載於本公司及聯交所網站。薪酬委員會已採納守則條文E.1.2(c)(ii)。

REMUNERATION COMMITTEE (Continued)

During the Year, the Remuneration Committee held 1 meeting. The Remuneration Committee reviewed the remuneration packages for Directors and senior management of the Group by assessing their performance and with reference to their expected duties and responsibilities and the current market condition and made recommendation to the Board.

The Remuneration Committee has adopted a Remuneration Policy in 2017, which sets out different remuneration policies and structures for independent non-executive Directors, non-executive Directors and executive Directors, reflecting the Group's objectives of a sound governance process and long-term value creation for the Group's shareholders. Details of the remuneration of the Directors of the Company during the Year are set out in note 13 to the financial statements. The remuneration paid or payable to the senior management of the Company by bands during the Year is set out below:

Remuneration bands (HK\$)

薪酬區間 (港元)

Number of persons

人數

HK\$Nil to HK\$5,000,000	零至5,000,000港元	2
HK\$5,000,001 to HK\$10,000,000	5,000,001港元至10,000,000港元	1

NOMINATION COMMITTEE

The Nomination Committee was chaired by Mr. Yu Feng with existing members of Mr. Qi Daqing and Mr. Chu Chung Yue, Howard. The terms of reference of the Nomination Committee have been determined with reference to the CG Code and posted on the websites of the Company and the Stock Exchange.

The roles and functions of the Nomination Committee include reviewing the structure, size and composition of the Board at least once every year, making recommendations on any proposed changes to the Board to complement the Group's corporate strategy, identifying individuals suitably qualified to become members of the Board and selecting individuals nominated for directorship (if necessary), assessing the independence of the independent non-executive Directors and making recommendations to the Board on the appointment or re-appointment of directors and succession planning for directors, in particular the Chairman and the CEO. In considering the nomination of new directors, the Board will take into account the qualification, ability, working experience, leadership and professional ethics of the candidates.

薪酬委員會 (續)

於本年度，薪酬委員會舉行1次會議，薪酬委員會已通過評估其表現以及市場慣例及情況，審閱了本集團董事及高級管理人員之薪酬待遇，並向董事會提供推薦意見。

薪酬委員會已於二零一七年採納董事薪酬政策，制定了對於獨立非執行董事、非執行董事及執行董事的不同薪酬政策及架構，反映了健全的治理程序以及為集團股東創造長期價值的目標。於本年度，有關董事的薪酬詳情披露載於財務報表附註13。於本年度，已付或應付本公司高級管理層按區間薪酬情況如下：

提名委員會

本公司之提名委員會由虞鋒先生擔任主席，現有成員包括齊大慶先生及朱宗宇先生。提名委員會之職權範圍乃參考企管守則釐定，並載於本公司及聯交所網站。

提名委員會之角色及職能包括至少每年檢討董事會之架構、人數及組成一次，就擬對董事會作出調整以補充本集團之企業策略的事項提供建議，物色合資格擔任董事者及甄選獲提名擔任董事者(如需要)，評核獨立非執行董事之獨立性，及就董事之委任或重新委任以及董事(尤其是主席及行政總裁)繼任計劃向董事會提供建議。考慮提名新董事時，董事會將考慮候選人之資歷、能力、工作經驗、領導才能及職業操守。

NOMINATION COMMITTEE *(Continued)*

The Nomination Committee is also responsible for the review of the Board Diversity Policy, considering factors including but not limited to gender, age, cultural and educational background, ethnicity, professional experience, skills, knowledge and length of service of Board members, and review the measurable objectives that the Board has set for implementing the Board Diversity Policy (if any), and monitor the progress on achieving the measurable objectives (if any).

The Company has adopted a nomination policy on 1 January 2019 (the “Nomination Policy”). The objective of the Nomination Policy is to ensure that the Board has a balance of skills, experience and diversity of perspectives appropriate to the requirements of the Company’s business. The Nomination Policy sets out formal procedures for selection, appointment and re-appointment of Directors. The appointment of a new Director (to be an additional Director or fill a casual vacancy as and when it arises) or any re-appointment of Directors is a matter for decision by the Board upon the recommendation of the proposed candidate by the Nomination Committee.

The criteria to be applied in considering whether a candidate is qualified shall include but not limited to his or her integrity, accomplishment and experience, in particular, in the industry of the Group’s businesses, commitment in respect of available time and relevant interest and ability to contribute to the diversity of the Board.

During the Year, the Nomination Committee held 1 meeting. The Nomination Committee reviewed the structure of the Board and the Board Diversity Policy, and considered the nomination of the retiring Directors for re-election based on the nomination policy. In considering the nomination of appointment and/or re-appointment of directors, the Nomination Committee assessed the relevant candidates on criteria such as integrity, experience, skill, professional qualifications, independence and ability to commit time etc, and made recommendation to the Board for approval.

提名委員會 (續)

提名委員會亦負責檢討董事會多元化政策，所考慮因素包括(但不限於)董事之性別、年齡、文化及教育背景、種族、專業經驗、技能、知識及服務時間，並會檢討董事會為實施董事會多元化政策而制定之可計量目標(如有)，以及監督可計量目標(如有)之完成進度。

本公司已於二零一九年一月一日採納提名政策(「提名政策」)。提名政策旨在確保董事會在技能、經驗及適合本公司業務要求的多元化方面取得平衡。提名政策載列了甄選、委任及重新委任董事的正式程序。委任新董事(增加董事或填補臨時空缺)或任何重新委任董事，均由董事會根據提名委員會推薦候選人的建議作出決定。

考慮候選人是否合資格所適用的準則，包括但不限於其誠信、成就及經驗(尤其對本集團業務所在之行業)、可投入時間的承諾及為董事會多元化作出貢獻的能力。

於本年度，提名委員會舉行1次會議。提名委員會已檢討董事會架構和董事會多元化政策以及考慮重選退任董事。提名委員會在考慮提名董事和、或重選董事時，已考慮包括(但不限於)董事之誠信、經驗、技能、專業資格、獨立思想和投入時間的能力標準，並向董事會提供建議以供審批。

AUDIT COMMITTEE

The Audit Committee is chaired by Mr. Chu Chung Yue, Howard, with existing members of Mr. Qi Daqing and Mr. Xiao Feng.

Mr. Chu holds a bachelor's degree in commerce from University of British Columbia and is a member of the Chartered Professional Accountants of Canada. Mr. Chu has appropriate professional qualifications as required under Rules 3.10(2) and 3.21 of the Listing Rules.

The terms of reference of the Audit Committee are in line with the CG Code and are posted on the websites of the Company and the Stock Exchange. The Audit Committee is required, amongst other things, to oversee the relationship with the external auditors, to review the Group's interim results and annual results and to monitor the integrity of the financial statements of the Group, to review the scope, extent and effectiveness of the Company's financial controls, risk management and internal control systems, internal audit and to review the Group's financial and accounting policies.

The Audit Committee held 2 meetings during the Year. There is no disagreement between the Board and the Audit Committee on the selection, appointment, resignation or dismissal of the external auditors. The Audit Committee has reviewed, inter alia, the accounting principles and practices adopted by the Group and discussed internal controls, financial reporting and risk management matters of the Group. The Audit Committee has also reviewed, and had meetings and discussions with external auditors, on the interim and annual consolidated financial statements of the Group.

WHISTLE-BLOWING AND ANTI-CORRUPTION

The Board believes that anti-corruption and whistleblowing are core to establishing a healthy corporate culture and promoting high ethical standards of the Group. We have established a whistleblowing policy at Group level and a Speak-up Policy at the main subsidiary (insurance business) (the "Main Subsidiary") level. Employees can report any suspected non-compliance or misconduct without disclosing their identity to ensure the whistle blowers can uphold the Group's ethical standards without concerns of being retaliated.

審核委員會

本公司之審核委員會由朱宗宇先生擔任主席，現有成員包括齊大慶先生及肖風先生。

朱先生持有英屬哥倫比亞大學之商業學士學位，並為加拿大特許專業會計師公會會員。朱先生具備上市規則第3.10(2)及第3.21條規定之適當專業資格。

審核委員會之職權範圍符合企管守則，並載於本公司及聯交所網站。審核委員會須(其中包括)監察與外聘核數師之關係，審閱本集團之中期業績及年度業績，監察本集團財務報表之完整性，檢討本公司財務監控、風險管理、內部監控體系及內部審計之範圍、程度及成效，以及審閱本集團之財務及會計政策。

於本年度，審核委員會舉行2次會議。董事會與審核委員會對於挑選、委任、辭退或罷免外聘核數師並無分歧。審核委員會已審閱(其中包括)本集團採納之會計原則和實務，並已檢討本集團之內部監控、財務報告及風險管理事宜。審核委員會亦已審閱並與外聘核數師討論本集團之中期及年度綜合財務報表。

舉報及反貪污

董事會認為反貪污及舉報是健康企業文化的核心，亦是推動本集團達到高道德標準的要素。我們制定了集團層面的舉報政策和主要子公司(保險業務)(「主要子公司」)層面的舉報政策。員工可以在不透露身份的情況下舉報任何涉嫌違規或不當行為，以確保舉報人能夠維護集團的道德標準，而不必擔心遭到報復。

Corporate Governance Report

企業管治報告

WHISTLE-BLOWING AND ANTI-CORRUPTION (Continued)

The Group has zero tolerance on any forms of bribery, extortion, fraud or money laundering in our operation. Our compliance manual and corporate compliance guide outline the expectations of ethical behaviour for all employees to achieve and maintain high standards of integrity. Business practice and controls for preventing and combating corruption are assessed at both Group-level and business unit-level.

AUDITOR'S REMUNERATION

A summary of fees for audit and non-audit services is as follows:

Nature of services	服務性質	31 December 2022	31 December 2021
		於二零二二年 十二月三十一日 HK\$'000 千港元	於二零二一年 十二月三十一日 HK\$'000 千港元
Audit services	審計服務	12,370	10,593
Non-audit services	非審計服務	1,277	1,603
Total	總計	13,647	12,196

RESPONSIBILITIES FOR PREPARING THE FINANCIAL STATEMENTS

The directors acknowledge that it is their responsibility for preparing financial statements which give a true and fair view.

The statement of the auditor of the Company on their responsibilities on the financial statements is set out in the Independent Auditor's Report of this annual report.

舉報及反貪污(續)

本集團對運營中任何形式的賄賂、勒索、欺詐或洗錢行為零容忍。我們的合規手冊和公司合規指南概述了對所有員工的道德行為期望，以實現和保持高誠信標準。預防和打擊腐敗的業務實踐和控制措施在集團層面和業務單位層面都得到評估。

核數師酬金

審計與非審計服務之費用概列如下：

Nature of services	服務性質	31 December 2022	31 December 2021
		於二零二二年 十二月三十一日 HK\$'000 千港元	於二零二一年 十二月三十一日 HK\$'000 千港元
Audit services	審計服務	12,370	10,593
Non-audit services	非審計服務	1,277	1,603
Total	總計	13,647	12,196

編製財務報表的責任

董事確認編製真實與公平的財務報表是彼等的責任。

本公司的核數師就財務報表應承擔的責任聲明，詳列於本年報之獨立核數師報告內。

RISK MANAGEMENT AND INTERNAL CONTROL

While the Group pursues growth in business, it also recognises the importance of effectively managing various risks associated with its operations. The Group aims to achieve a good balance between risks and growth by implementing appropriate risk management and internal control.

The Board has the responsibilities for the risk management and internal control systems and reviewing their effectiveness. Such systems are designed to manage rather than eliminate the risk of failure to achieve business objectives, and can only provide reasonable but not absolute assurance against material misstatement or loss.

As the insurance business has become Group's dominant business, to achieve comprehensive risk management, the Group conducts risk management and internal control at the Main Subsidiary level as well as the Group level, and has built a comprehensive system for which the Board has ultimate responsibilities, and the risk management and internal control systems covering all business lines are supervised directly by the management and supported by relevant professional committees with close cooperation of all business functions.

ORGANISATION

The Board has the overall responsibility for evaluating and determining the nature and extent of the risks which it is willing to take whilst achieving the Group's strategic objectives and maintaining sound and effective risk management and internal control systems (including their effectiveness) to safeguard Shareholders' investments and the Group's assets.

The board of directors of the Main Subsidiary (the "Board of Subsidiary") has established its own audit committee and board risk committee which are responsible for overall risk management and internal control and report to the Board of Subsidiary together with the management of the Main Subsidiary (the "Management of Subsidiary"). The Management of Subsidiary establishes and supervises the risk management committee which identifies, prevents and controls various risks and reports to the board risk committee. The internal audit functions are conducted by the key management appointed by the Management of Subsidiary and report to the Audit Committee. Overall, the Board of Subsidiary reports to the management of the Group on risk management and internal audit matters.

風險管理及內部監控

本集團在追求業務增長的同時，也認識到有效管理與經營相關的各種風險的重要性。本集團旨在通過實施適當風險管理及內部監控，在風險及增長間實現良好的平衡。

董事會對風險管理及內部監控系統負責，並有責任檢討該系統的有效性。該等系統旨在管理而非消除未能達到業務目標的風險，且僅能就不會有重大的失實陳述或損失作出合理而非絕對的保證。

鑒於保險業務已成為本集團主導業務，為實現全面風險管理，本集團從其主要子公司層面以及集團層面進行全面風險管理及內部監控，形成由董事會最終負責，管理層直接領導，相關專業委員會為依託，各職能部門密切配合，覆蓋各業務線的風險管理及內部監控體系。

組織

董事會全面負責評估及釐定為達成本集團戰略目標所願承擔風險的性質及程度，以及維持健全及有效的風險管理及內部監控系統（包括檢討有關成效），以保障股東投資及本集團資產。

主要子公司董事會（「子公司董事會」）自設審核委員會和風險委員會，與主要子公司管理層（「子公司管理層」）共同就風險管理和內部監控對子公司董事會負責。子公司管理層設立並監督風險管理委員會，負責識別、阻止和監控各類風險，向子公司董事會風險委員會匯報。子公司管理層委派關鍵管理人員負責內部審計職能，向審核委員會匯報。子公司董事會就風險管理和內部審計事項對集團管理層匯報。

Corporate Governance Report

企業管治報告

ORGANISATION (Continued)

The internal control system of the Group is mainly composed of operations, finance, risk management, information technology, legal, compliance, and audit functions, which is responsible for the risk management of non-insurance business.

RISK MANAGEMENT AND INTERNAL CONTROL SYSTEMS

Currently, the risk management framework of the Main Subsidiary includes three lines of defences of the overall risk management model organized by key business functions, risk management, compliance and legal, and internal audit:

The first line of defence is in charged by a team of highly experienced and competent senior management from key business functions. In particular, the risk management policies and procedures are put in place to safeguard a prudent underwriting policy.

The second line of defence is taken by the risk management, compliance and legal department, as well as the board risk committee of the Board of Subsidiary which manage the respective business risks including insurance risk, currency exchange risk, investment and interest rate risk, credit risk, operational risk, and regulatory and compliance risk.

The third line of defence is maintained by the internal audit department. The audit committee of the Board of Subsidiary will oversee and monitor through a risk-based approach to its work, providing assurance to the Board of Subsidiary.

At Group level, the industry standard “Three Lines of Defense” for the management of risks was also adopted, comprising (1) first line of defence: various business departments manage risk that they respectively own; (2) second line of defence: the risk management, legal, compliance and operation function, which defines and co-ordinates the operational risk strategy and framework, and is responsible for the statistics and reporting of various risks; and (3) third line of defence: internal and external function provides independent assurance.

組織(續)

集團內控體系主要由運營、財務、風險管理、資訊技術、法務合規以及審計等功能構成，主要負責非保險領域業務風險管治職能。

風險管理及內部控制系統

目前，主要子公司的風險管理框架包括按主要業務職能、風險管理，合規和法律以及內部審計組成的整體風險管理模型三道防線：

第一道防線由關鍵業務職能的經驗豐富且有能力的高級管理團隊負責，尤其制定了風險管理政策和程序以保障審慎的承保政策。

第二道防線由風險管理、合規和法律部門以及子公司董事會風險委員會負責管理各自的業務風險，包括保險風險、貨幣風險、投資及利率風險、信用風險、經營風險以及監管和合規風險。

第三道防線由內部審計部門進行維護。子公司董事會審計委員會將通過風險為本方法對其工作進行監督和監測，為子公司董事會提供保證。

本集團亦採納管理風險納「三道防線」的行業標準，其包括：(1)第一道防線：各業務部門各自管理其自身業務風險；(2)第二道防線：風險管理、法務、合規及營運職能，定義並協調營運風險戰略及框架，負責對各類風險進行統計和匯報；及(3)第三道防線：內部及外部職能，提供獨立保證。

RISK MANAGEMENT AND INTERNAL CONTROL REVIEW

The review of the effectiveness of the Group's risk management and internal control systems is conducted at least annually. During the Year, the management of the Group regularly conducted risk assessment and management, and to review the Group's risk management and internal control systems. The risk committee of the Board of Subsidiary held 3 meetings and weekly management meetings were also conducted to discuss routine risks monitoring. In 2022, various risks were identified, monitored and reported by risk management function, legal function and compliance function. Corresponding measures against those risks were implemented. The risk management department implemented the internal audit function at the Group level and conducted internal audit mainly on department's operational risks including description of existing workflow and cases sampling inspection, which focuses on the inspection of problems and deficiencies that have occurred, in addition to tracking and recording follow-up improvements. For the Main Subsidiary, internal audit department has conducted internal control reviews for various business functions throughout the Year including operational, management information systems and regulatory compliance reviews. The audit engagements are performed according to the risk-based and strategically-aligned audit plan which was approved by the audit committee of the Board of Subsidiary. Issues raised for improvement had been identified and appropriate actions were recommended. The major risks and benchmarks are set out in Report of the Directors from pages 62 to 67 of this report.

The Risk Management and Internal Control Reports were presented to the Audit Committee of the Board for review in March 2023 and the reports show that as of the time when the annual review is conducted, all risk assessment tests and risk monitoring reports showed stable trends and favorable results and no major risk incidents or events that have caused significant financial losses to the Group have been identified. The Audit Committee of the Board has reviewed the adequacy and effectiveness of the Group's risk management and internal control systems and considered that the risk management and internal control systems were effective and adequate.

風險管理及內部控制檢討

本集團每年至少檢討一次風險管理和內部控制系統的有效性。於本年度，集團管理層定期進行風險評估和管理，檢討本集團風險管理和內部控制系統的實施。子公司董事會風險委員會召開3次會議，亦每週召開管理層會議，討論日常風險監控。二零二二年，風險管理職能部門、法律職能部門和合規職能部門對各種風險進行了識別、監測和報告，並實施了相應的風險防範措施。風險管理部於集團層面實施內部審計職能，主要針對部門的操作風險進行了審計，主要包括對現在的工作流程描述和案例抽樣檢查，重點檢查出現過的問題和發現不足，並對後續改進進行了跟蹤和記錄。對於主要子公司，內部審計部全年對各項業務職能進行了內部控制檢討，包括經營、管理信息系統和合規性檢討。審計項目按照子公司董事會審核委員會批准的風險為本和策略一致的審計計劃進行。本集團已經確定了需要改進的問題，並獲建議採取適當的行動。主要風險和基準載列於本年報62至67頁的董事會報告。

風險管理及內部監控報告已於二零二三年三月提交董事會審核委員會審閱。截至編製年度審閱報告時，各項風險評估測試和風險監測報告均呈穩定趨勢和良好結果，未發現重大風險事件，也未對本集團造成重大財務損失。董事會審核委員會已檢討本集團風險管理及內部監控系統的充分性和有效性，並認為風險管理及內部監控系統屬有效及充分。

DISSEMINATION OF INSIDE INFORMATION

The Company is committed to a consistent practice of timely, accurate and sufficiently details disclosure of material information about the Group. With the guidelines of the Company regarding the disclosure of inside information, the Group has management controls in place to ensure that potential inside information can be promptly identified, assessed and escalated for the attention of the Board to determine the need for disclosure.

With respect to procedures and internal controls for the handling and dissemination of inside information, the Company:

- is well aware of its obligations under the SFO, the Listing Rules and the overriding principle that information which is considered as inside information should be announced promptly when it is the subject of a decision
- conducts its affairs with close regard to the “Guidelines on Disclosure of Inside Information” issued by the SFC
- informs all Directors, senior management and related staff of the latest regulations and requirements according to the letters issued or announcements published by the SFC and the Stock Exchange
- has developed procedures and mechanisms for the disclosure of inside information
- has included in its compliance manual a strict prohibition on the unauthorised use of confidential, sensitive or inside information, and has communicated this to all staff
- has established and implemented procedures for responding to external enquiries about the Company’s affairs. Only Directors and delegated management of the Company can act as the Company’s spokespersons and respond to enquiries on designated areas

發佈內幕消息

本公司致力貫徹執行及時、準確及充份詳細地披露本集團之重大消息。在本公司有關內幕消息披露指引之基礎下，本集團已設有管理監控，確保可即時識別、評估及提交潛在內幕消息以供董事會決定是否需要作出披露。

就有關處理及發佈內幕消息的程序及內部監控措施而言，本公司：

- 清楚了解根據證券及期貨條例以及上市規則所應履行的責任，及內幕消息須在決定時立即公佈的重大原則
- 於處理有關事務時恪守證監會頒佈的「內幕消息披露指引」
- 根據證監會及聯交所發出的函件或所刊發的公告，將最新的規則及規定知會所有董事、高級管理層及有關員工
- 已建立內幕消息披露流程及機制
- 合規手冊已明確訂明嚴禁未經授權使用機密、敏感或內幕消息，並已將此項行為守則傳達予全體員工
- 就外界對本公司事務作出的查詢訂立及實施回應程序。僅本公司董事及指定管理人員能擔任本公司發言人，回應指定範疇內的查詢

COMPANY SECRETARY

All Directors have access to the advice and services of the Company Secretary. The Company Secretary reports to the Chairman and the CEO, and is responsible for ensuring that Board procedures are followed and for facilitating information flows and communications among Directors as well as with Shareholders and the management.

Mr. Chan Man Ko, the company secretary of the Company, has complied with the training requirement under Rule 3.29 of the Listing Rules during the Year.

Shareholders' Right

How Shareholders Can Convene an Extraordinary General Meeting ("EGM")

An EGM may be convened by the Directors on requisition of Shareholders holding not less than one-twentieth (5%) of the total voting rights of all Shareholders or by such Shareholder(s) who made the requisition (as the case may be) pursuant to section 566 to 568 of the Companies Ordinance and the articles of association of the Company. The objects of the meeting must be stated in the requisition which must be signed by the requisitionist(s) and deposited at the registered office of the Company. Shareholders should follow the requirements and procedures as set out in the Companies Ordinance for convening an EGM.

Procedures for Putting Forward Proposals at a General Meeting

Pursuant to the Companies Ordinance, Shareholders representing not less than one-fortieth (2.5%) of the total voting rights of all Shareholders; or not less than 50 Shareholders on which there has been paid up an average sum, per Shareholder, of not less than HK\$2,000, may make requisition in writing for proposing resolution or business to be dealt with at the next general meeting. Shareholders should follow the requirements and procedures as set out in section 615 of the Companies Ordinance for putting forward a proposal at a general meeting.

公司秘書

所有董事均可以取得公司秘書的建議和享用其服務。公司秘書向董事會主席及行政總裁匯報，並負責確保董事會程序得到遵守、促進董事之間的信息流和相互溝通、以及股東與管理層之溝通。

於本年度，本公司之公司秘書，陳文告先生已遵守上市規則3.29條的培訓要求。

股東權利

股東召開股東特別大會（「股東特別大會」）之條件

股東特別大會可由董事因應持有不少於本公司所有股東總投票權二十分之一(5%)的本公司股東之要求召開，或由根據公司條例第566至568條及本公司組織章程細則提出要求（視情況而定）之股東召開。大會之目的必須於請求書中說明，並由請求人簽署後存放於本公司之註冊辦事處。股東必須遵守公司條例所載有關召開股東特別大會之規定及程序。

於股東大會上提出建議之程序

根據公司條例，持有不少於全體股東總投票權四十分之一(2.5%)之股東，或不少於50名本公司股東，且每人已繳足平均款項不少於2,000港元，可書面要求於下屆股東大會上提呈審議決議案或事項。股東於股東大會上提出建議須遵守公司條例第615條所載之規定及程序。

Corporate Governance Report

企業管治報告

Shareholders' Right (Continued)

Procedures for Directing Shareholders' Enquiries to the Board

Shareholders may at any time send their enquiries and concerns to the Board in writing through the company secretary whose contact details are as follows:

Rooms 1803-1806, 18th Floor, China Evergrande Centre, 38 Gloucester Road, Wanchai, Hong Kong

Fax: (852) 2845 9036/(852) 3102 9022

Email: ir@yff.com

Shareholders may also make enquiries with the Board at the general meetings of the Company.

INVESTOR RELATIONS AND DIVIDEND POLICY

The Company has adopted an updated Shareholders Communication Policy in 2022 (the "Shareholders Communication Policy"), and the Board is committed to provide clear and full performance information of the Group to the Shareholders. Information will be communicated to the Shareholders and the Investors mainly through the Company's financial reports (interim and annual reports), annual general meetings and other general meetings that may be convened, as well as by making available the disclosures submitted to the Stock Exchange and its corporate communication and other corporate publications on the websites of the Stock Exchange and the Company. A copy of the Shareholders Communication Policy is published on the Company's website for public information.

Shareholders are encouraged to attend the annual general meeting and the Chairman and Directors (including chairman/members of the Audit Committee, the Nomination Committee and the Remuneration Committee) as well as the representative of external auditor, should attend and answer questions on the Group's business at the meeting. All resolutions at the general meeting are decided by a poll which is conducted by the Group's share registrar.

The Group values feedback from the Shareholders on its effort to promote transparency and foster investor relationships. Comments and suggestions are always welcomed.

股東權利(續)

股東向董事會作出查詢之程序

股東可隨時以書面形式透過公司秘書向董事會提出查詢及問題，公司秘書之聯絡方式如下：

香港灣仔告士打道38號中國恒大中心18樓1803-1806室

傳真：(852) 2845 9036/(852) 3102 9022

電郵：ir@yff.com

股東亦可於本公司股東大會上向董事會作出查詢。

投資者關係及股息政策

公司已與二零二二年採納更新的股東通訊政策(「股東通訊政策」)，董事會致力向股東提供有關本集團表現的清晰及全面之資料。本公司向股東及投資人士傳達資訊之主要渠道為包括本公司之財務報告(中期及年度報告)；股東週年大會及其他可能召開之股東大會；並將呈交予聯交所之披露資料，以及登載在聯交所及本公司網站的公司通訊及其他公司刊物。股東通訊政策之文本載於本集團網站，供公眾查閱。

本集團鼓勵股東出席股東週年大會，主席與董事(包括審核委員會、提名委員會及薪酬委員會主席／成員)以及外聘核數師代表需要出席大會，解答有關本集團業務之問題。股東大會上提呈之所有決議案均以投票方式表決，票數由本集團之股份過戶登記處點算。

本集團致力提高透明度及鞏固投資者關係，十分重視股東之反饋意見。歡迎股東隨時提供寶貴的意見與建議。

INVESTOR RELATIONS AND DIVIDEND POLICY *(Continued)*

Further, the Company has adopted a dividend policy on 1 January 2019. The Company does not have any predetermined dividend payout ratio. Declaration, recommendation and payment of dividends of the Company is subject to the approval of the Board, depending on results of operations, working capital, financial position, future prospects, and capital requirements, as well as any other factors which the Board may consider relevant from time to time.

CONSTITUTIONAL DOCUMENTS

There is no change in the constitutional documents of the Company during the Year. The latest version of the articles of association of the Company is posted on the websites of the Company and the Stock Exchange.

Hong Kong, 30 March 2023

投資者關係及股息政策 (續)

此外，本公司已於二零一九年一月一日採納股息政策。本公司沒有任何既定的派息率。公司股息的宣派、建議及派付須經董事會批准，視乎業績、營運資金、財務狀況、未來前景及資本要求和董事會不時認為相關的其他因素而定。

憲章文件

於本年度，本公司之憲章文件並無變動。本公司之組織章程細則之最新版本刊載於本公司及聯交所網站。

香港，二零二三年三月三十日

Report of the Directors

董事會報告

The Directors submit herewith their report together with the audited consolidated financial statements for the year ended 31 December 2022.

PRINCIPAL ACTIVITIES

The principal activity of the Company is investment holding. The principal activities of the principal subsidiaries are set out in note 21 to the financial statements. An analysis of the revenue and the results of the Group by business segments during the Year are set out in note 16 to the financial statements.

BUSINESS REVIEW

Detailed business review and future development of the Company's business are set out in "Management Discussion and Analysis ("MD&A")" section in this annual report from pages 4 to 21. An analysis of the Group's performance during the Year using financial key performance indicators is also provided in MD&A in this annual report from pages 4 to 24. Discussions on the Group's environmental policies and performance, compliance with relevant laws and regulations that have a significant impact on the Group and key relationships with employees, customers, suppliers and other stakeholders are set out in the Environmental, Social and Governance Report ("ESG Report") of this annual report. MD&A and ESG Report also form part of this report.

KEY RISKS AND UNCERTAINTIES

The Board is ultimately responsible for ensuring that the risk management practices of the Group are sufficient to mitigate the risks present in our businesses and operations as efficiently and effectively as possible. The Board delegates some of this responsibility to various operational departments.

The Group's financial position, operations, business and prospects may be affected by the following identified risks and uncertainties. The Group adopts risk management policies, measures and monitoring systems to prevent and control the exposures to the identified risks.

本公司董事提呈彼等之報告連同截至二零二二年十二月三十一日止年度之經審核綜合財務報表。

主要業務

本公司之主要業務為投資控股。主要附屬公司之主要業務載於財務報表附註21。本集團於本年度之業務分部收入及業績分析載於財務報表附註16。

業務回顧

詳細業務回顧以及本公司業務之未來發展載於本年報「管理層討論及分析」一節第4至21頁。本年報「管理層討論及分析」第4至24頁亦提供了本集團採用財務主要表現指標衡量本年度之表現分析。關於本集團環境政策和表現，遵守對本集團有重大影響的相關法律法規以及與員工，客戶，供應商和其他利益相關者的主要關係，載於本年報內的「環境，社會與管治報告」。「管理層討論及分析」及「環境，社會與管治報告」為本報告之組成部分。

主要風險與不確定因素

董事會最終負責保障本集團有充足的風險管理常規，能盡可能直接有效地減低業務及營運的風險。董事會將部分職責下放予各個經營部門。

本集團的財務狀況、經營、業務及前景會受以下已識別風險及不確定因素影響。本集團採用風險管理政策、措施及監控系統，防範及控制所面臨的相應已識別風險。

KEY RISKS AND UNCERTAINTIES (Continued)

Regulatory risk

Our businesses operate in highly-regulated markets and our success and operations can be impacted by changes to the regulatory environment and the structure of these markets. The Group pays close attention to financial regulatory and legislative developments of the markets it operates and actively monitors and consults with regulators of the markets on changes which could impact our business. Many of our key businesses are also subject to direct regulatory oversight and we are required to maintain the appropriate regulatory approvals and licenses to operate, and in some cases adhere to certain stringent financial and capital covenants.

Insurance risks

The Group prices its insurance products based on estimated benefit payments reflecting assumptions with respect to mortality, morbidity, longevity, persistency, interest rates and other factors. If actual policy experience emerges that is significantly and adversely different from assumptions used in product pricing, the effect could be material to the profitability of the Group. For participating whole life products, the insurance company's dividends to policyholders primarily reflect the difference between actual investment, mortality, expense and persistency experience and the experience embedded in the whole life premiums and guaranteed elements. The Group also makes use of reinsurance to mitigate the impact of its underwriting risk.

Market risks

Market risk comes from the changes in market value of investment exposures, which are caused by changes in market prices. The Group monitors daily market price fluctuations and major news with evaluation of their potential impact on the company, and monitors the company's exposure to the risk. Market risks disclosure and an overview of market risks are provided in weekly and quarterly reports.

主要風險與不確定因素(續)

監管風險

我們在受到高度監管的市場經營業務，而我們的成功與營運會受監管環境及市場結構的變動影響。本集團密切關注經營所在市場的金融監管及立法發展，積極監測並向市場監管機構諮詢可能影響我們業務的變化。我們的許多核心業務亦受監管機構的直接監督，須取得經營所需的適當監管批文及牌照，且在一些情況下還須遵循一些嚴格的金融及資本契諾。

保險風險

本集團根據反映有關死亡率、發病率、壽命長短、續保率、利率及其他因素的假設的估計利益付款，為其產品定價。倘實際保單經驗與產品定價所用假設有重大且不利的相異之處，對本集團的盈利能力可能屬重大影響。分紅終身壽險產品方面，保險公司對保單持有人的紅利主要反映實際投資、死亡率、費用和續保經驗之間的差異，以及終身壽險保費和保證要素中包含的經驗。本集團亦利用再保險來減輕承保風險的影響。

市場風險

市場風險來源於市場價格變動引起的投資敞口的市值變化。本集團每天監視市場的價格波動和重大新聞並評估其對公司的潛在影響，並對公司的敞口進行監測。在每週及每季度的報告中披露市場風險及提供市場風險概況。

KEY RISKS AND UNCERTAINTIES (Continued)

Currency exchange risks

For the main subsidiary of the Group (insurance business) (the “Main Subsidiary”), the currency exchange risk is mainly related to certain insurance policies that are not denominated in United States (U.S.) dollars and Hong Kong dollars. However, most of the insurance policies are denominated in U.S. dollars. As the Main Subsidiary of the Group’s investments are primarily made in U.S. dollars, coupled with the fact that the Hong Kong dollar is pegged to the U.S. dollar, management of the Main Subsidiary does not consider that the currency risk is material.

For investments made in non-U.S. dollars, Main Subsidiary mitigates currency risk through the use of cross-currency swaps and forward contracts. Cross-currency swaps are used to minimize currency risk for certain non-U.S. dollar assets and liabilities through a pre-specified exchange of interest and principal. Forward contracts are used to hedge movement in exchange rates. In year 2022, HKD liabilities were closely hedged by currency swaps and forward contracts and HKD bond.

Investment and interest rate risks

Interest rate risk is the potential for interest rates to change, which can cause fluctuations in the value of investments and in the amounts due to policyholders. To the extent that fluctuations in interest rates cause the duration of assets and liabilities to differ, the Main Subsidiary controls its exposure to this risk by, among other things, asset and liability matching techniques that account for the cash flow characteristics of the assets and liabilities. The Main Subsidiary tends to match dollar duration of the financial assets at fair value through other comprehensive income with its statutory liability dollar duration under current statutory regime of Hong Kong, to minimize the volatility in the statutory solvency ratio. Thus it allows a certain level of mismatch between asset and liability duration under economic basis. On the other hand, to prepare for the new risk-based capital regime, the Main Subsidiary has started lengthening of the asset duration (amortised cost investment) in the past years and will continue to maintain its dollar-duration matched position under the current statutory regime.

After assessment of the ability of the Group to withstand adverse change in interest rates, the Group’s investment and interest rate risks are under control.

主要風險與不確定因素(續)

匯率風險

集團主要子公司(保險業務)(「主要子公司」)的匯率風險主要與某些非使用美元的保單有關。但是，大多數保單均以美元及港元結算。再加上主要子公司主要以美元投資，以及港元與美元掛鈎，主要子公司管理層認為匯率風險並不重大。

對於非美元投資，主要子公司通過使用交叉貨幣掉期和遠期合約來減輕匯率風險。交叉貨幣掉期用於通過預先指定的利息和本金交換將某些非美元資產和負債的匯率風險降至最低。遠期合約用於對沖匯率變動。在二零二二年，港元負債基本上由貨幣掉期、遠期合約和港元債券對沖。

投資及利率風險

利率風險是利率變化的可能性，其可能導致投資價值和應付保單持有人金額的波動。如果利率波動導致資產和負債的存續期的差異，主要子公司考慮到資產和負債的現金流特徵通過資產和負債匹配技術控制其風險敞口。主要子公司意欲將待可供出售資產的價格存續期與其在香港現行法定制度下的法定負債價格存續期相匹配，以盡量減少法定償付能力充足率的波動。因此，公司允許在經濟基礎下資產和負債存續期之間存在一定程度的錯配。另一方面，為準備新的風險資本制度，主要子公司已於過去數年開始延長資產存續期並將會繼續維持現行法定制度下的價格存續期匹配狀況。

於評估本集團抵禦利率不利變化的能力後，本集團的投資及利率風險得到控制。

KEY RISKS AND UNCERTAINTIES (Continued)

Credit risks

Credit risk is the risk that issuers of investments owned by the Group may default or that other parties may not be able to pay amounts due to the Group. The management of the Group's credit risk mainly focuses on whether various credit risks are within the scope of the Group's institutional regulations and are summarized in the weekly risk report. The risk management department prepares separate reports on margins and trading limits every day. In the context of the quite volatile stock market this year, it promptly reminded the business and reduced the margin exposure, avoiding possible losses from credit risks.

The Main Subsidiary attempts to manage its investments to limit credit risk by diversifying its portfolio among various security types and industry sectors as well as purchasing credit default swaps to transfer some of the risk if necessary. For year 2022, there is no active breach in concentration limit nor industry limit. Considering the resilience of the business to counterparty default events, the credit risk exposure is maintained within acceptable levels.

Cyber risks

Cyber risk means any risk of financial loss, disruption or damage to the reputation of an organization from some sort of failure of its information technology systems, mainly including the security of network equipment and possible external attacks.

For the year of 2022, the top cyber threats under concerns also includes:

- a) Data loss or theft. Confidential or restricted information has been exposed to an unauthorized party, internally or externally.
- b) Attrition or denial of service. An attempt to make online service unavailable by overwhelming them with traffic from multiple sources; attacks that compromise, degrade, or destroy systems or networks, over time.
- c) Supplier or third party breach. When a third party that the Group has a business relationship experiences a breach where the Group's confidential or restricted information has been compromised.

主要風險與不確定因素(續)

信用風險

信用風險是指本集團擁有的投資發行人可能違約，或其他方可能無法支付結欠集團款項的風險。本集團信用風險的管理主要關注各類信用風險是否在集團的制度規定範圍內，並集中在每週的風險報告中進行匯總。在今年股票市場頗為波動的背景下及時提醒了業務並減低孖展敞口，避免了信用風險有可能帶來的損失。

主要子公司試圖通過將投資組合分散至各種證券類型和行業，並在必要時購買信用違約互換以轉移部分風險，從而管理其投資以限制信用風險。在二零二二年，並沒有出現主動違反集中市場限額或行業市場限額的情況。考慮到業務對交易對手違約事件的復原能力，信用風險敞口維持在可接受的水平。

網絡風險

網絡風險是指由於資訊科技系統的某種故障而導致公司的金融損失、干擾或聲譽受損到任何風險，主要風險包括網絡設備的安全性和來自外部攻擊的可能性。

二零二二年，最需要留意的網絡威脅還包括：

- a) 數據遺失或被盜。機密或受限信息已在內部或外部暴露給未經授權的一方。
- b) 阻斷或拒絕服務攻擊。試圖通過使用多個機器設備的網絡流量癱瘓目標的線上服務來使其無法提供服務；隨著時間的推移攻擊將會危害或損壞系統或網絡。
- c) 供應商或第三方洩露。與公司有業務關係的第三方被盜取與公司相關的機密或受限信息的洩露行為。

Report of the Directors

董事會報告

KEY RISKS AND UNCERTAINTIES (Continued)

Cyber risks (Continued)

- d) Improper usage. Any unauthorized activity resulting in violation of the Company's technology acceptable use policy by an authorized user.
- e) Insider threat. An insider threat can occur from people who have some level of access to the Group's networks, computer system(s) or data, including: employees, former employees, contractors, business associates, or anyone who intentionally misuses that access to negatively affect the confidentiality, integrity, and availability of the Group's information or information systems.
- f) Malware or ransomware. Software that is intended to damage or disable computers and computer systems.
- g) Remote working. Unsecured/open Wi-Fi connections, unattended computers, and data breaches are just some of the potential negative impacts the company may experience. Less information protection awareness, and it's a combination that can leave the company vulnerable to cyber-attacks.
- h) Internet of Things (IoT). IoT is a network of intertwined devices, software, sensors, and other 'things' which enable the world to be connected throughout physical space. This can include business software, camera, smart home devices, or mobile phones. All of these things communicate with each other without the need for human interaction. This spider web contains vast amount of sensitive data and poses serious danger to information security.

The cyber risk was monitored in 2022, and the risk management and internal control report in year 2022 showed that the number of incidents was stable and manageable, the cyber issue was reported, and the network monitoring had been enforced.

主要風險與不確定因素(續)

網絡風險(續)

- d) 使用不當的行為。任何導致授權用戶違反公司技術政策的未經授權的活動。
- e) 內部威脅。內部威脅可能來自對公司的網絡、計算機系統或數據有一定程度訪問權限的人員。包括員工、前僱員、承包商、業務夥伴或任何故意濫用該訪問權限對公司信息或信息系統的保密性、完整性和可用性造成負面影響的人。
- f) 惡意軟件或勒索軟件。旨在損壞或禁用計算機和計算機系統的軟件。
- g) 遠程工作。不安全／開放的無線網絡(WI-FI)連接、無人看管的計算機和數據洩露只是公司可能遇到一些潛在的負面影響。加上信息保護意識不足的這種組合會導致公司容易受到網絡攻擊。
- h) 物聯網。物聯網是一個由設備、軟件、傳感器和其他「元件」相互交織而組成的網絡，使世界能夠在整個物理空間連接起來。這可以包括商業軟件、相機、智能家居設備或手機。所有這些東西都可以在不需要任何操控的情況下相互交流。該網絡包含大量敏感數據，對信息安全構成嚴重威脅。

於二零二二年，本集團已對網絡風險進行監控，二零二二年的風險管理及內部控制報告顯示，事故數量穩定且可控，已就網絡安全事故進行匯報以及加強了網絡行為監控。

KEY RISKS AND UNCERTAINTIES (Continued)

Operational risks

Operational risk is the risk caused by the fact that actual losses, incurred for inadequate or failed internal processes, people and operation systems, or from external events. The sources of operational risk are relatively wide. System, personnel, process and other types of problems can lead to operational risks which may be transformed to other types of risks. It summarizes the risks a company undertakes when it attempts to operate within a given field or industry.

The Group reports and tracks various operational risks that have occurred to ensure the problems are corrected and resolved. For the potential risks discovered and recorded, the risk management department has conducted research and discussion with various relevant departments on preventive measures and emergency measures and attempts to avoid unexpected risk events. Emergency drills for each business line and support department have been conducted. Solutions for the problems found were formulated.

RESULTS AND DIVIDENDS

The results of the Group for the Year, and the statement of financial position of the Group as at 31 December 2022 are set out in the financial statements from pages 134 to 139.

The Directors do not recommend the payment of a final dividend for the Year (2021: nil).

SHARE CAPITAL

Details of the movements in the share capital of the Company during the Year are set out in note 42(e) to the financial statements.

DISTRIBUTABLE RESERVES

Details of the distributable reserves of the Company as at 31 December 2022 are set out in note 42(c) to the financial statements.

FIVE YEAR FINANCIAL SUMMARY

A summary of the results and of the assets and liabilities of the Group for the last five financial years is set out on page 350.

主要風險與不確定因素(續)

經營風險

經營風險是由於內部流程、人員和操作系統不足或失效或外部事件導致的直接或間接損失的風險。操作風險的來源比較廣泛，系統、人員、流程等各類問題均可導致操作風險的產生，並有可能轉化為其他類型的風險。其總結了公司在特定領域或行業內營運時所承擔的風險。

本集團匯報和跟蹤已經發生的各類操作風險事項，確保問題得到糾正及解決。對於發現的潛在風險和記錄到的風險，風險管理部會同各個相關部門進行研究和討論防範措施及應急手段，盡量避免出現意料之外的風險事件。針對各個業務線和支持部門開展了應急相應的演練並針對發現的問題制定了解決方案。

業績及股息

本集團於本年度之業績以及本集團於二零二二年十二月三十一日之財務狀況表載於財務報表第134至139頁。

董事會不建議派付本年度末期股息(二零二一年：無)。

股本

本公司於本年度之股本變動詳情載於財務報表附註42(e)。

可分派儲備

本公司於二零二二年十二月三十一日之可分派儲備詳情載於財務報表附註42(c)。

五年財務概要

本集團於過去五個財政年度之業績及資產與負債概要載於第350頁。

Report of the Directors

董事會報告

PURCHASE, SALE OR REDEMPTION OF THE LISTED SECURITIES OF THE COMPANY

During the Year, neither the Company nor any of its subsidiaries had purchased, sold or redeemed any of the listed securities of the Company.

EQUITY LINKED AGREEMENTS

Save as disclosed below, the Company, throughout the Year, did not enter into (i) any agreement that will or may result in the Company issuing Shares; or (ii) any agreement requiring the Company to enter into any agreement specified in (i).

Details of the equity-linked agreements entered into during the Year or subsisting at the end of the Year are set out below:

SHARE OPTION SCHEME

The Company has adopted a share option scheme on 28 June 2022 (the “Share Option Scheme”) which has a life of 10 years from the date of adoption.

The purpose of the Share Option Scheme is for the Company to attract, retain and motivate talented Participants to strive for future developments and expansion of the Group and to provide it with a flexible means of giving incentive to, rewarding, remunerating, compensating and/or providing benefits to the Participants and for such other purposes as the Board may approve from time to time.

In determining the basis of eligibility of each participant, the Board would mainly take into account of the experience of the participant on the Group’s business, the length of service of the participant with the Group (if the participant is an employee or a director of any member of the Group), the actual degree of involvement in and/or cooperation with the Group and length of collaborative relationship the participant has established with the Group (if the participant is an agent of any member of the Group), and the amount of support, assistance, guidance, advice, efforts and contributions the participant has exerted and given towards the success of the Group and/or the amount of potential support, assistance, guidance, advice, efforts and contributions the participant is likely to be able to give or make towards the success of the Group in the future.

Pursuant to the Share Option Scheme, the Company can grant options to participants for a consideration of HK\$1.00 for each grant payable by the participant.

購買、出售或贖回本公司上市證券

於本年度，本公司或其任何附屬公司並無購買、出售或贖回本公司任何上市證券。

股票掛鈎協議

除下文所披露外，本公司在本年度內沒有訂立(i)任何將導致或可能導致本公司發行股票的協議；或(ii)任何要求本公司訂立(i)中所述的任何協議的協議。

於年內訂立或於年末續存之股票掛鈎協議詳情載列如下：

購股權計劃

本公司於二零二二年六月二十八日採納一項購股權計劃（「購股權計劃」），自採納日期起計有效期10年。

購股權計劃旨在讓本公司吸引、挽留及激勵優秀之參與者，促進本集團日後發展及擴展及為其提供靈活之方法，以鼓勵、獎賞、酬謝、補償參與者及／或為參與者提供利益，以及為董事會可不時批准之其他目的而設。購股權計劃之參與者須為本集團各成員公司之僱員（不論全職或兼職）、董事或任何本集團股東代理人，視乎購股權計劃之條款而定。

於釐定各參與者資格之基準時，董事會主要考慮參與者於本集團業務之經驗、參與者於本集團之服務年期（倘參與者為本集團任何成員公司之僱員或董事）、參與者實際參與及／或與本集團合作之程度及參與者與本集團建立之合作關係年期（倘參與者為本集團任何成員公司之代理），以及參與者對本集團之成功所付出之支持、協助、指導、建議、努力及貢獻之程度及／或參與者對本集團未來之成就可能作出之支持、協助、指導、建議、努力及貢獻之程度。

根據該購股權計劃，本公司可向參與者授出購股權，代價為參與者須就每次授出支付1.00港元。

SHARE OPTION SCHEME (Continued)

No participant shall be granted an option, if the total number of Shares issued and to be issued upon exercise of all the options granted and to be granted to such participant under the Share Option Scheme and any other share option schemes of the Company (including exercised, cancelled and outstanding options) in any 12-month period up to and including the date of such further grant would exceed 1% of the Shares in issue unless such further grant has been approved by the Shareholders in general meeting with the participant and his associates abstaining from voting.

Where the Board proposes to grant any option to a participant who is a substantial Shareholder or an independent non-executive Director, or any of their respective associates, which would result in the Shares issued and to be issued upon exercise of all options already granted and to be granted under the Share Option Scheme and any other share option schemes of the Company (including options exercised, cancelled and outstanding) to him in the 12-month period up to and including the date of such grant:

- (i) representing in aggregate more than 0.1% of the total number of Shares in issue; and
- (ii) having an aggregate value, based on the closing price of the Shares at the date of each grant, in excess of HK\$5,000,000,

such proposed grant of options must be approved by the Shareholders in general meeting. In such a case, the Company shall send a circular to its Shareholders containing all those terms as required under the Listing Rules. The participant concerned and all connected persons of the Company must abstain from voting in favour of the resolution at such general meeting and/or such other requirements prescribed under the Listing Rules from time to time. Any vote taken at the meeting to approve the grant of such options must be taken on a poll.

Subscription price in respect of each Share issued pursuant to the exercise of options granted hereunder shall be a price as determined by the Board in its absolute discretion but in any case the option subscription price shall be at least the higher of: (a) the closing price of the Shares as stated in the Stock Exchange's daily quotations sheet on the share option offer date, which must be a trading day; and (b) a price being the average of the closing prices of the Shares as stated in the Stock Exchange's daily quotations sheets for the 5 trading days immediately preceding the share option offer date.

購股權計劃(續)

倘於截至授出購股權當日止(包括該日)任何12個月期間,根據購股權計劃及本公司任何其他購股權計劃,已授予及將授予某參與者之所有購股權(包括已行使、已註銷及尚未行使之購股權)獲行使後所發行及將發行之股份總數超過已發行股份之1%,則不得向參與者授出購股權,除非該進一步授出已在參與者及其聯繫人士放棄投票之股東大會上獲本公司股東批准。

倘董事會建議向主要股東或獨立非執行董事或任何其他相關聯繫人授予任何購股權,致有關人士根據購股權計劃及本公司任何其他購股權計劃獲授購股權當日止之12個月內所有已授予或將授予之購股權(包括已行使、已註銷及尚未行使之購股權)予以行使後所發行及將發行之股份

- (i) 合共超過已發行股份總數之0.1%;及
- (ii) 根據各授出日期之股份收市價計算之總價值超過5,000,000港元,

則有關授予購股權之建議必須經股東於股東大會上批准,方可作實。在此情況下,本公司須向其股東發出一份載有所有上市規則規定該等條款之通函。於有關股東大會上,有關參與者及所有本公司關連人士須就決議案放棄投票及/或遵守上市規則不時規定之有關其他規定。任何於股東大會上就批准授出有關購股權進行的表決須以投票表決方式進行。

因行使根據購股權計劃授出之購股權而發行之每股股份之認購價由董事會全權酌情釐定之價格,惟在任何情況下,購股權認購價必須至少為下列中之較高者:(a)股份於購股權要約日期(該日須為交易日)在聯交所每日報價表所載之收市價;及(b)股份於緊接購股權要約日期前5個交易日在聯交所每日報價表所載之平均收市價。

Report of the Directors

董事會報告

SHARE OPTION SCHEME (Continued)

The Share Option Scheme shall be valid and effective for a period of 10 years commencing on the adoption date, after which period no further options will be granted. Subject to the compliance with the provisions of Chapter 17 under the Listing Rules, the provisions of the Share Option Scheme shall remain in full force and effect, and options which are granted during the life of the Share Option Scheme may continue to be exercisable in accordance with their terms of issue. The period within which the Shares must be taken up under the option, must not be more than 10 years from the share option offer date.

According to the Share Option Scheme, the total number of share options that could be granted is 386,799,167, representing approximately 10% of the total Shares in issue on the date of adoption of the Share Option Scheme (i.e. 28 June 2022) and as of the date of this report. Details and other principal terms of the Share Option Scheme are set out in the circular of the Company dated 2 June 2022.

During the Year, no share options had been granted, exercised, cancelled, lapsed or outstanding.

SHARE AWARD SCHEMES

The Board had approved the adoption of two share award schemes on 30 October 2014 (the “2014 Share Award Scheme”) and 12 December 2016 (the “2016 Share Award Scheme”) respectively.

The purposes of the above share award schemes are to (i) encourage or facilitate the holding of Shares by the selected participants; (ii) encourage and retain such individual to work with the Group; and (iii) provide additional incentive for them to achieve performance goals.

The maximum number of shares can be issued or purchased under the 2016 Share Award Scheme and the 2014 Share Award Scheme is 10% of the Shares in issue from time to time (i.e. 386,799,167 Shares, representing 10% of total issued Shares as at the date of this report). The total number of Shares which is available for being further issued under the 2016 Share Award Scheme and the 2014 Share Award Scheme (i.e., 353,478,928 Shares) represents 9.14% of total issued Shares as at the date of this report.

購股權計劃(續)

購股權計劃將由採納日期起計10年期間內有效及生效，於該期限後將不再授出任何購股權，惟遵照上市規則第17章之條文，則購股權計劃之條文仍具十足效力及作用，而在購股權計劃之有效期內授出之購股權可根據其發行條款繼續予以行使。須根據購股權認購股份之期限不得超過購股權要約日期後10年。

根據購股權計劃，可授出之購股權總數為386,799,167，相當於本公司於購股權計劃採納日期(即二零二二年六月二十八日)之已發行股本及本報告日期之已發行股本約10%。購股權之詳情及其他主要條款載於本公司日期為二零二二年六月二日之通函。

於本年度，概無購股權獲授出、行使、取消、失效或尚未行使。

股份獎勵計劃

董事會分別於二零一四年十月三十日(「二零一四年股份獎勵計劃」)及二零一六年十二月十二日(「二零一六年股份獎勵計劃」)批准通過兩項股份獎勵計劃。

股份獎勵計劃旨在：(i)鼓勵或促進獲選參與者持有本公司股份；(ii)鼓勵及挽留有關個人於本集團工作；及(iii)向彼等提供額外獎勵，激勵其達成表現目標。

根據二零一六年股份獎勵計劃及二零一四年股份獎勵計劃可發行或購買之最高股份數目為本公司不時發行股份數目的10%(即386,799,167股股份，相當於本報告日期已發行股份之8.33%)。根據二零一六年股份獎勵計劃和二零一四年股份獎勵計劃可進一步發行的股份總數(即353,478,928股)，佔本報告日期已發行股份總數的9.14%。

SHARE AWARD SCHEMES (Continued)

2014 Share Award Scheme

2014 Share Award Scheme is administered by the administration body and the trustee in accordance with the rules of the 2014 Share Award Scheme and the trust deed. Pursuant to 2014 Share Award Scheme, subject to all relevant applicable terms, conditions and provisions of the rules relating to the 2014 Share Award Scheme, the administration body may at its absolute discretion (a) select or designate any person to be a selected participant; (b) determine the number of restricted or unrestricted shares to be granted to selected participants. Participants includes (i) Group A participant, any individual being currently employed in good faith by the Company or any subsidiary and who is not a connected person (as defined or deemed to be the case under the Listing Rules) of the Company; and (ii) Group B participant, means any individual being a director (including executive and non-executive director), employee, officer, agent or consultant of the Company or any subsidiary.

The maximum number of Shares which may be granted to a selected participant at any one time or in aggregate may not exceed 10% of the total Shares in issue as at the date of adoption of 2014 Share Award Scheme (i.e. 30 October 2014) (the "2014 Adoption Date"). Since the 2014 Adoption Date and up to the date of this report, a total of 9,330,239 Shares have been awarded under the 2014 Share Award Scheme, representing approximately 0.24% of the total Shares in issue as at the date of this report.

During the Year, no Shares had been awarded under the 2014 Share Award Scheme and no awarded shares had been vested, cancelled or lapsed. As at 31 December 2022, 26,667 Shares were held by the trustee under the 2014 Share Award Scheme.

2014 Share Award Scheme shall terminate on the earlier of (i) the expiry of the period of 10 years from the 2014 Adoption Date, or (ii) such date of early termination as determined by the Board. Details and other principal terms of the 2014 Share Award Scheme are set out in the announcement of the Company dated 30 October 2014. Further details of the 2014 Share Award Scheme are set out in Note 43 to the financial statements.

股份獎勵計劃(續)

二零一四年股份獎勵計劃

二零一四年股份獎勵計劃由行政管理機構及受託人根據二零一四年股份獎勵計劃及信託契據之規則管理。根據二零一四年股份獎勵計劃，在符合有關二零一四年股份獎勵計劃之規則之所有相關適用條款、條件及條文後，行政管理機構可全權酌情(a)挑選或指定任何人士為獲選參與者；(b)釐定將授予獲選參與者之限制性股份或非限制性股份之數目。參與者包括(i)甲組參與者，即任何現時按誠信原則受僱於本公司或任何附屬公司，且並非本公司關連人士(根據上市規則所定義或被視為屬如此情況)之個別人士和(ii)乙組參與者，即任何任職本公司或任何附屬公司之董事(包括執行及非執行董事)、僱員、高級人員、代理或顧問之個別人士。

可向獲選參與者授予之單次或累計授出股份數目最多不超過於採納二零一四年股份獎勵計劃日期(即二零一四年十月三十日)(「二零一四年採納日期」)之全部已發行股份之10%。自二零一四年採納日期起及截至本報告日期，已根據二零一四年股份獎勵計劃授出合共9,330,239股股份，相當於本報告日期已發行股份數目總數約0.24%。

於本年度，概無根據二零一四年股份獎勵計劃授出股份，且沒有任何授予的股份被歸屬、取消或失效。於二零二二年十二月三十一日，信託人根據二零一四年股份獎勵計劃持有26,667股股份。

二零一四年股份獎勵計劃於發生以下情況後終止(以較早者為準)：(i)自二零一四年採納日期起計10年屆滿；或(ii)董事會決定之提早終止日期。二零一四年股份獎勵計劃之詳情及其他主要條款載於本公司日期為二零一四年十月三十日之公告。二零一四年股份獎勵計劃之進一步詳情載於財務報表附註43。

SHARE AWARD SCHEMES (Continued)

2016 Share Award Scheme

In accordance with the rules of the 2016 Share Award Scheme, the Board may, from time to time at its absolute discretion: (i) select any Group A Participant to be a selected participant and grant share awards to such selected participant which are to be satisfied by the new Shares to be subscribed by the trustee under the Company's available general mandate on the relevant grant date or under a specific mandate approved or to be approved by the shareholders of the Company (the "Pool A Share Awards"); or (ii) select any Group B participant to be a selected participant and grant share awards to such selected participants which are to be satisfied by the existing Shares received by the trustee from any shareholder of the Company or purchased by the trustee (either on-market or off-market) (the "Pool B Share Awards"). For the purposes of the 2016 Share Award Scheme, a Group A Participant can also be a Group B Participant if so selected by the Board. If an individual is at the same time a Group A Participant and a Group B Participant, the Board may, at its absolute discretion, grant to such individual Pool A Share Awards or Pool B Share Awards or a combination of both. Among them, Group A Participant means any individual who is an employee, officer, agent or consultant of the Company or any subsidiary who is not a connected person (as defined or deemed to be the case under the Listing Rules) of the Company; and if the administration body so determines in its absolute discretion, any director (including executive and non-executive director) of the Company or any subsidiary; and (ii) Group B Participant means any individual being a director (including executive and non-executive director), employee, officer, agent or consultant of the Company or any subsidiary.

TMF Trust (HK) Limited ("TMF Trustee") and Bank of Communications Trustee Limited ("BoCom Trustee") have been appointed as the trustees for the administration of the 2016 Share Award Scheme. TMF Trustee shall hold the Shares for the benefit of the selected participants who are not connected persons (as defined under the Listing Rules) of the Company. BoCom Trustee shall hold the Shares for the benefit of the selected participants who are connected persons of the Company. BoCom Trustee and/or TMF Trustee shall not be entitled to exercise any voting rights in respect of any Shares held under the trusts.

股份獎勵計劃(續)

二零一六年股份獎勵計劃

根據二零一六年股份獎勵計劃，董事會可不時全權酌情：(i)挑選任何甲組參與者為獲選參與者並向該等獲選參與者授予股份獎勵，其將以於相關授予日期本公司可用一般授權項下或本公司股東批准或將批准之特別授權項下信託人認購之新股份支付(「甲組股份獎勵」)；或(ii)挑選任何乙組參與者作獲選參與者，並向該等獲選參與者授予股份獎勵，其將以信託人從本公司任何股東接獲或信託人購入(無論場內或場外)之現有股份支付(「乙組股份獎勵」)。就二零一六年股份獎勵計劃而言，倘董事會如此挑選，甲組參與者也可能為乙組參與者。若一名個人同時為甲組參與者及乙組參與者，則董事會可全權酌情向該個人授予甲組股份獎勵或乙組股份獎勵或兩種股份獎勵。其中，甲組參與者指任何任職本公司或任何附屬公司之僱員、高級人員、代理或顧問，且並非本公司關連人士(根據上市規則所定義或被視為屬如此情況)之個人；且(如行政機關全權酌情決定)，包括本公司或任何附屬公司之任何董事(包括執行及非執行董事)；乙組參與者指任何任職本公司或任何附屬公司之董事(包括執行及非執行董事)、僱員、高級人員、代理或顧問之個人。

達盟信託服務(香港)有限公司(「達盟信託人」)及交通銀行信託有限公司(「交通銀行信託人」)已獲委任為管理二零一六年股份獎勵計劃之信託人。達盟信託人將為非本公司關連人士(定義見上市規則)之獲選參與者持有股份。交通銀行信託人將為屬本公司關連人士之獲選參與者持有股份。交通銀行信託人及/或達盟信託人不得行使於信託項下持有之任何股份之任何投票權。

SHARE AWARD SCHEMES (Continued)

2016 Share Award Scheme (Continued)

Since the date of adoption of 2016 Share Award Scheme (i.e. 12 December 2016) (the “2016 Adoption Date”) and up to the date of this report, 9,330,239 Shares have been awarded pursuant to the 2014 Share Award Scheme while 43,040,000 Shares have been awarded pursuant to the 2016 Share Award Scheme, in aggregate representing about 1.35% of the total Shares in issue as at the date of this report.

During the Year, no Shares had been awarded under the 2016 Share Award Scheme. As at 31 December 2022, 15,395,000 Shares were held by TMF Trustee under the 2016 Share Award Scheme.

The 2016 Share Award Scheme shall terminate on the earlier of (i) the expiry of the period of ten (10) years from the 2016 Adoption Date; or (ii) such date of early termination as determined by the Board. Details and other principal terms of the 2016 Share Award Scheme are set out in the announcements of the Company dated 12 December 2016, 11 January 2017 and 24 January 2017. Further details of the 2016 Share Award Scheme are set out in Note 43 to the financial statements.

DIRECTORS

The Directors during the Year and up to the date of this report are:

Chairman

Mr. Yu Feng (*Non-executive Director*)

Executive Directors

Mr. Huang Xin (*appointed as Interim Chief Executive Officer on 28 September 2022*)

Mr. Cheung David (*resigned on 28 September 2022*)

Non-executive Directors

Mr. Adnan Omar Ahmed

Mr. Michael James O'Connor

Ms. Hai Olivia Ou (*re-designated as non-executive Director on 3 August 2022*)

Independent non-executive Directors

Mr. Qi Daqing

Mr. Chu Chung Yue, Howard

Mr. Xiao Feng

股份獎勵計劃(續)

二零一六年股份獎勵計劃(續)

採納二零一六年股份獎勵計劃日期起(即二零一六年十二月十二日)(「二零一六年採納日期」)及截至本報告日期,已根據二零一四年股份獎勵計劃授出9,330,239股股份及根據二零一六年股份獎勵計劃授出43,040,000股股份,合共授出股份相當於本報告日期已發行股份數目總數約1.35%。

於本年度,概無根據二零一六年股份獎勵計劃授出股份,且於二零二二年十二月三十一日,15,395,000股股份由達盟信託人持有。

二零一六年股份獎勵計劃應於(i)二零一六年採納日期起計十(10)年期間屆滿;或(ii)董事會決定提早終止的日期之較早者終止。二零一六年股份獎勵計劃之詳情及其他主要條款載於本公司日期為二零一六年十二月十二日、二零一七年一月十一日及二零一七年一月二十四日之公告。二零一六年股份獎勵計劃之進一步詳情載於財務報表附註43。

董事

本公司於本年度內及截至本報告日期之董事包括:

主席

虞鋒先生(*非執行董事*)

執行董事

黃鑫先生(於二零二二年九月二十八日
獲委任代理行政總裁)

張可先生(於二零二二年九月二十八日辭任)

非執行董事

Adnan Omar Ahmed先生

Michael James O'Connor先生

海歐女士(於二零二二年八月三日
調任為非執行董事)

獨立非執行董事

齊大慶先生

朱宗宇先生

肖風先生

Report of the Directors

董事會報告

DIRECTORS (Continued)

In accordance with article 103(A) of the Company's articles of association, Ms. Hai Olivia Ou, Mr. Chu Chung Yue, Howard and Mr. Qi Daqing shall retire by rotation and, being eligible, offer themselves for re-election at the forthcoming annual general meeting of the Company.

The Company has received from each of the independent non-executive Directors a confirmation of his independence pursuant to Rule 3.13 of the Listing Rules in respect of the Year and the Company considers that they are independent.

CHANGES OF DIRECTORS' INFORMATION

There is no change in the information of the Directors that is required to be disclosed pursuant to Rule 13.51B(1) of the Listing Rules since the publication of the Company's 2022 interim report and up to the date of this report.

DIRECTORS OF SUBSIDIARIES

The names of directors who have served on the boards of the subsidiaries of the Company during the Year and up to the date of this report included: Yu Feng, Huang Xin, Hai Olivia Ou, Qi Daqing, Adnan Omar Ahmed, Yip Ka Lin Victor, Chan Man Ko, Ng Yu Lam Kenneth, Liu Shu-Yen, Xu Jinghui, Lee Siu Chuen, Wong Gah Jih, Yu Tin Yau Elvin, Tse Chi hung, Liu Zhiguang, Leung Pui Hong, Ku Sanqi, Gao Ariana Jiasui, Zhou Haigen, Zhang Ting, Jiao Qi, Wang Jing¹, Li Wenjia¹, Brian Eden¹, Neil Gray¹, Cheung David², He Shiqiang², Wong Yin Hing², Dai Shuyan², Liu Shaojie², and Ng Shan Yung².

Notes:

1. Companies in which they serve as directors are incorporated in places other than Hong Kong
2. No longer directors of the subsidiaries as at the date of this report

DIRECTORS' SERVICE CONTRACTS

None of the Directors has a service contract with the Company which requires the Company to give a period of notice of more than one year, or to pay compensation or make other payments equivalent to more than one year's emolument.

董事(續)

根據本公司組織章程細則第103(A)條，海歐女士、朱宗宇先生及齊大慶先生須於本公司應屆股東週年大會上輪值告退，並符合資格及願膺選連任。

本公司已接獲各獨立非執行董事根據上市規則第3.13條就其於本年度之獨立性提交之確認函，而本公司認為彼等均屬獨立。

董事資料之變動

自刊發本公司二零二二中期報告以來直至本報告日期，概無董事資料變動須根據上市規則第13.51B(1)條予以披露。

附屬公司董事

於本年度及截至本報告日期，曾於本公司附屬公司服務之董事包括：虞鋒、黃鑫、海歐、齊大慶、Adnan Omar Ahmed、葉嘉年、陳文告、吳俞霖、劉淑艷、徐敬惠、李少川、黃家哲、余天佑、謝志雄、劉之光、梁沛康、庫三七、高嘉穗、周海根、張婷、焦琪、王婧¹、李雯佳¹、Brian Eden¹、Neil Gray¹、張可²、何世強²、黃賢興²、戴曙燕²、劉少杰²及吳燦榕²。

附註：

1. 彼等擔任董事之公司乃於香港以外地方註冊成立
2. 於本報告日期已不再擔任附屬公司董事

董事之服務合約

概無董事與本公司訂有規定本公司須給予超過一年之通知期，或支付相等於超過一年酬金之報酬或其他付款之服務合約。

DIRECTORS' AND CHIEF EXECUTIVE'S INTERESTS AND/OR SHORT POSITIONS IN THE SHARES, UNDERLYING SHARES AND DEBENTURES OF THE COMPANY OR ANY ASSOCIATED CORPORATIONS

As at 31 December 2022, the interests and short positions of each director of the Company and chief executive in the shares, underlying shares and debentures of the Company or any of its associated corporations (within the meaning of Part XV of the SFO), as recorded in the register required to be kept by the Company pursuant to Section 352 of the SFO, or as otherwise notified to the Company and the Stock Exchange pursuant to Part XV of the SFO or the Model Code under the Listing Rules, or known to the Company, were as follows:

Long positions in the ordinary shares of the Company and the underlying Shares:

董事及主要行政人員於本公司或任何相聯法團之股份、相關股份及債券中擁有之權益及／或淡倉

於二零二二年十二月三十一日，本公司各董事及主要行政人員於本公司或其任何相聯法團（定義見證券及期貨條例第XV部）之股份、相關股份及債券中擁有已記錄於本公司須根據證券及期貨條例第352條存置之登記冊內，或已根據證券及期貨條例第XV部或上市規則下的標準守則知會本公司及聯交所，或本公司已知悉之權益及淡倉如下：

於本公司普通股及相關股份之好倉：

Name of Director 董事姓名	Capacity/Nature of interests 身份／權益性質	Number of Shares held 所持股份數目	
		Long position 好倉	Percentage of shareholding 持股百分比
Mr. Yu Feng (note 1) 虞鋒先生(附註1)	Held by controlled corporation/ Corporate interest 由受控制法團持有／法團權益	1,827,641,279	47.25%

Note:

- Mr. Yu Feng, the Chairman of the Group and a non-executive Director, is deemed to be interested in 1,827,641,279 Shares under the SFO through Jade Passion, a company of which 73.21% of its issued share capital is owned by Key Imagination Limited ("Key Imagination"). 91% of the issued share capital of Key Imagination is owned by Yunfeng Financial Holdings Limited ("YFHL"), 70.15% of the issued share capital of which in turn, is owned by Mr. Yu Feng.

附註：

- 本集團主席兼本公司非執行董事虞鋒先生，根據證券及期貨條例被視為透過Jade Passion Limited（「Jade Passion」）於1,827,641,279股股份中擁有權益，Key Imagination Limited（「Key Imagination」）擁有Jade Passion已發行股本之73.21%，雲鋒金融控股有限公司（「雲鋒金融控股」）擁有Key Imagination已發行股本之91%，而虞鋒先生擁有雲鋒金融控股已發行股本之70.15%。

Report of the Directors

董事會報告

DIRECTORS' AND CHIEF EXECUTIVE'S INTERESTS AND/OR SHORT POSITIONS IN THE SHARES, UNDERLYING SHARES AND DEBENTURES OF THE COMPANY OR ANY ASSOCIATED CORPORATIONS (Continued)

董事及主要行政人員於本公司或任何相聯法團之股份、相關股份及債券中擁有之權益及／或淡倉(續)

Long positions in the shares and the underlying shares of associated corporations:

於相聯法團股份及相關股份之好倉：

Name of Associated Corporation 相聯法團名稱	Name of Director 董事姓名	Capacity/Nature of Interests 身份／權益性質	Number of Shares held in Associated Corporation 於相關法團所持股份數目	
			Long position 好倉	Percentage of shareholding 持股百分比
Yunfeng Financial Holdings Limited 雲鋒金融控股有限公司	Mr. Yu Feng 虞鋒先生	Beneficial owner/ Beneficial interest 實益擁有人／ 實益權益	94	70.15%
Key Imagination Limited	Mr. Yu Feng (Note 1)	Held by controlled corporation/ Corporate interest 由受控制法團持有／ 法團權益	9,100	91%
Key Imagination Limited	虞鋒先生(附註1)			
	Mr. Huang Xin (Note 2)	Held by controlled corporation/ Corporate interest 由受控制法團持有／ 法團權益	900	9%
	黃鑫先生(附註2)			
Jade Passion Limited	Mr. Yu Feng (Note 1)	Held by controlled corporation/ Corporate interest 由受控制法團持有／ 法團權益	7,321	73.21%
Jade Passion Limited	虞鋒先生(附註1)			

Notes:

附註：

- Mr. Yu Feng, the Chairman of the Group and a non-executive Director, was interested in 9,100 shares, representing 91% of equity interest in Key Imagination through YFHL, the substantial shareholder of the Company. Mr. Yu Feng was also interested in 7,321 shares, representing 73.21% of equity interest in Jade Passion through Key Imagination. Both Key Imagination and Jade Passion are substantial shareholders of the Company.
- Mr. Huang Xin, an executive Director, is the sole shareholder of Perfect Merit Limited which owns 900 shares, representing 9% of the equity interest in Key Imagination.

- 本集團主席兼本公司非執行董事虞鋒先生透過本公司之主要股東雲鋒金融控股於Key Imagination擁有9,100股股份，佔Key Imagination之91%股權。虞鋒先生亦透過Key Imagination於Jade Passion擁有7,321股股份，佔Jade Passion之73.21%股權。Key Imagination及Jade Passion均為本公司之主要股東。
- 本公司之執行董事黃鑫先生為Perfect Merit Limited之唯一股東，Perfect Merit Limited擁有Key Imagination 900股股份，佔Key Imagination之9%股權。

DIRECTORS' AND CHIEF EXECUTIVE'S INTERESTS AND/OR SHORT POSITIONS IN THE SHARES, UNDERLYING SHARES AND DEBENTURES OF THE COMPANY OR ANY ASSOCIATED CORPORATIONS (Continued)

Save as disclosed above, as at 31 December 2022, none of the Directors and chief executive of the Company and/or any of their respective associates had any interest or short position in the shares, underlying shares or debentures of the Company and/or any of its associated corporations (within the meaning of Part XV of the SFO) as recorded in the register required to be kept by the Company under Section 352 of the SFO, or as otherwise notified to the Company and the Stock Exchange pursuant to Part XV of the SFO or the Model Code adopted by the Company.

DIRECTORS' RIGHTS TO ACQUIRE SHARES

Save as disclosed elsewhere in this report, at no time during the Year was the Company, or any of its subsidiaries or associated corporations, a party to any arrangement to enable the Directors (including their respective spouses and children under the age of 18) to acquire benefits by the means of the acquisition of the shares or underlying shares in, or debentures of, the Company or any other body corporations.

董事及主要行政人員於本公司或任何相聯法團之股份、相關股份及債券中擁有之權益及／或淡倉 (續)

除上文所披露者外，於二零二二年十二月三十一日，概無本公司董事及主要行政人員及／或任何彼等各自之聯繫人士於本公司及／或其任何相聯法團（定義見證券及期貨條例第XV部）之股份、相關股份或債券中擁有任何已記錄於本公司須根據證券及期貨條例第352條存置之登記冊內，或已根據證券及期貨條例第XV部或本公司採納之標準守則已知會本公司及聯交所之權益或淡倉。

董事收購股份之權利

除本報告其他部分所披露者外，本公司或其任何附屬公司或相聯法團概無訂立任何安排，致令董事（包括彼等各自之配偶及18歲以下子女）可藉購入本公司或其他法團之股份或相關股份或債券而獲利。

Report of the Directors

董事會報告

SUBSTANTIAL SHAREHOLDERS' AND OTHER PERSONS' INTERESTS IN SHARES

As at 31 December 2022, the Company was notified of the following substantial Shareholders' and other persons' interests, being 5% or more of issued Shares and recorded in the register kept under Section 336 of the SFO.

主要股東及其他人士於股份之權益

於二零二二年十二月三十一日，本公司獲知會下列主要股東及其他人士權益，即根據證券及期貨條例第336條存置之登記冊內本公司已發行股份中5%或以上之權益。

Name of Substantial Shareholder 主要股東姓名	Capacity/Nature of interests 身份／權益性質	Number of Shares held 所持股份數目	
		Long position 好倉	Percentage of shareholding 持股百分比
Mr. Yu Feng (Note 1) 虞鋒先生(附註1)	Held by controlled corporation/ Corporate interest 由受控制法團持有／法團權益	1,827,641,279	47.25%
Yunfeng Financial Holdings Limited (Note 1) 雲鋒金融控股有限公司(附註1)	Held by controlled corporation/ Corporate interest 由受控制法團持有／法團權益	1,827,641,279	47.25%
Key Imagination Limited (Note 1) Key Imagination Limited(附註1)	Held by controlled corporation/ Corporate interest 由受控制法團持有／法團權益	1,827,641,279	47.25%
Jade Passion Limited (Note 1) Jade Passion Limited(附註1)	Beneficial owner/Beneficial interest 實益擁有人／實益權益	1,827,641,279	47.25%
Massachusetts Mutual Life Insurance Company (Note 2) Massachusetts Mutual Life Insurance Company(附註2)	Held by controlled corporation/ Corporate interest 由受控制法團持有／法團權益	960,000,000	24.82%
MassMutual International LLC (Note 2) MassMutual International LLC(附註2)	Beneficial owner/Beneficial interest 實益擁有人／實益權益	960,000,000	24.82%

Notes:

- Mr. Yu Feng, the Chairman of the Group and a non-executive Director, is deemed to be interested in 1,827,641,279 Shares under the SFO through Jade Passion, a company of which 73.21% of its issued share capital is owned by Key Imagination. 91% of the issued share capital of Key Imagination is owned by YFHL, 70.15% of the issued share capital of which in turn, is owned by Mr. Yu Feng.
- Massachusetts Mutual Life Insurance Company was interested in 960,000,000 Shares through its 100% controlled corporation "MassMutual International LLC".

Save as disclosed above, as at 31 December 2022, there were no other persons who had an interest or short position in the shares or underlying shares of the Company which would fall to be disclosed to the Company under divisions 2 and 3 of the SFO, or which were recorded in the register to be kept by the Company under Section 336 of the SFO.

附註：

- 本集團主席兼本公司非執行董事虞鋒先生，根據證券及期貨條例被視為透過Jade Passion擁有1,827,641,279股股份之權益，Key Imagination擁有Jade Passion已發行股本之73.21%，雲鋒金融控股擁有Key Imagination已發行股本之91%，而虞鋒先生擁有雲鋒金融控股已發行股本之70.15%。
- Massachusetts Mutual Life Insurance Company透過其100%控股公司MassMutual International LLC擁有960,000,000股股份。

除上文所披露者外，於二零二二年十二月三十一日，概無其他人士於本公司之股份或相關股份中擁有須根據證券及期貨條例第2及第3部向本公司披露，或根據證券及期貨條例第336條記錄於本公司存置之登記冊內之權益或淡倉。

DIRECTORS' INTERESTS IN TRANSACTIONS, ARRANGEMENTS OR CONTRACTS

Save as disclosed elsewhere in this report, no transactions, arrangements or contracts of significance (i) to which the Company, its holding company or any of their subsidiaries was a party, and in which a Director or his connected entities was materially interested, whether directly or indirectly, subsisted at any time during the Year or at the end of the Year, nor (ii) between the Company, or one of its subsidiaries, and a controlling shareholder or any of its subsidiaries.

DIRECTOR'S INTEREST IN COMPETING BUSINESS

During the year, none of the Directors or their respective close associates (as defined in the Listing Rules) had any interest in a business that competed or was likely to compete, either directly or indirectly, with the business of the Group, other than being a director of the Company and/or its subsidiaries.

CONNECTED TRANSACTIONS AND CONTINUING CONNECTED TRANSACTIONS

The following persons, among others, are connected person of the Company:

- MMI, which holds approximately 24.82% of the issued Shares, and hence a substantial shareholder and a connected person of the Company under Rule 14A.07 (1) of the Listing Rules;
- MMLIC, the sole shareholder of MMI, and hence an associate of MMI and a connected person of the Company under Rule 14A.13 (1) of the Listing Rules; and
- Barings LLC, a limited liability company organized in the State of Delaware, the U.S.A. and an indirect wholly-owned subsidiary of MMLIC, and hence an associate of MMI and a connected person of the Company under Rule 14A.13 (1) of the Listing Rules.

董事於交易、安排或合約之權益

除本報告其他部分所披露者外，概無(i)由本公司、其控股公司或其任何附屬公司所訂立、董事直接或間接在其中擁有重大權益，且於本年度內任何時間或於本年度末仍然生效；或(ii)由本公司或其附屬公司與控股股東或其任何附屬公司訂立的重大合約。

董事於競爭業務之權益

於年內，概無董事或其緊密聯繫人(定義見上市規則)於正與或可能會與本集團業務進行直接或間接競爭之業務中擁有權益，惟除擔任本公司和／或其子公司的董事除外。

關連交易及持續關連交易

下列人士(其中包括)為本公司的關連人士：

- MMI，持有本公司已發行股本約24.82%，因此根據上市規則第14A.07(1)條為本公司的主要股東及關連人士；
- MMLIC，為MMI的唯一股東，因此根據上市規則第14A.13(1)條為MMI的聯繫人及本公司的關連人士；及
- Barings LLC，為一間於美利堅合眾國特拉華州組織的有限公司，並為MMLIC的間接全資附屬公司，因此根據上市規則第14A.13(1)條為MMI的聯繫人及本公司的關連人士。

Report of the Directors

董事會報告

CONNECTED TRANSACTIONS AND CONTINUING CONNECTED TRANSACTIONS

(Continued)

During the Year and up to the date of this report, the Group conducted the following transactions which constituted continuing connected transactions for the Company that are not exempt from annual reporting requirement under Chapter 14A of the Listing Rules, in respect of which a circular dated 21 December 2017 (the “2017 Circular”), an announcement dated 15 November 2019 (the “2019 Announcement”), an announcement dated 30 December 2020 (the “2020 Announcement”) and an announcement dated 12 November 2021 (the “2021 Announcement”) were issued.

1. Barings Investment Advisory Agreement and Renewal of Barings Investment Advisory Agreement

Parties: Barings LLC and YF Life
訂約方： Barings LLC及萬通保險

Date: 15 December 2017
日期： 二零一七年十二月十五日

Principal terms: Pursuant to the Barings Investment Advisory Agreement, YF Life agreed to engage Barings LLC as its investment adviser to acquire, manage, service and dispose of investments for YF Life. The assets and the type and amount of assets to be managed by Barings LLC pursuant to the Barings Investment Advisory Agreement will be determined by the investment committee of YF Life.

The initial term of the Barings Investment Advisory Agreement commenced from the 16 November 2018 and has expired on 15 November 2021. The Barings Investment Advisory Agreement will be automatically renewed for successive one-year terms. Either party may terminate the Barings Investment Advisory Agreement upon 30 days’ written notice to the other party. Following the initial term of the Barings Investment Advisory Agreement, and subject to the satisfactory performance of Barings LLC, the relevant expertise and the pricing terms, Barings LLC shall continue to be the preferred manager of YF Life’s fixed income investment portfolio. The Company shall re-assess the investment needs of YF Life closer to the expiry of the initial term of the Barings Investment Advisory Agreement and if the Company considers the continued provision of such services by Barings LLC to YF Life to be beneficial to YF Life, the term of the Barings Investment Advisory Agreement may be extended. The Company will re-comply with the applicable requirements under the Listing Rules as and when the Barings Investment Advisory Agreement is renewed after the expiry of the initial term. Subsequent to the initial term, the Barings Investment Advisory Agreement was automatically renewed for an additional year, subject to Automatic Renewal thereafter (“Renewal of Barings Investment Advisory Agreement”). For details please refer to the 2021 Announcement.

The Barings Investment Advisory Agreement was negotiated by the Company, YF Life and MMI on an arm’s length basis and entered into on normal commercial terms.

關連交易及持續關連交易(續)

於本年度及截至本報告日期，本集團進行下列交易，該等交易構成持續關連交易並無獲豁免遵守上市規則第14A章的年度報告規定，並已就該等交易於二零一七年十二月二十一日發出通函（「二零一七年通函」），於二零一九年十一月十五日發出公告（「二零一九年公告」），於二零二零年十二月三十日發出公告（「二零二零年公告」）以及於二零二一年十一月十二日發出公告（「二零二一年公告」）。

1. 霸菱投資諮詢協議及續訂霸菱投資諮詢協議

**CONNECTED TRANSACTIONS AND
CONTINUING CONNECTED TRANSACTIONS**
(Continued)

關連交易及持續關連交易 (續)

**1. Barings Investment Advisory Agreement and
Renewal of Barings Investment Advisory
Agreement (Continued)**

**1. 霸菱投資諮詢協議及續訂霸菱投資諮詢
協議 (續)**

主要條款：

根據霸菱投資諮詢協議，萬通保險同意委聘Barings LLC為其投資顧問，為萬通保險收購、管理、服務和處置投資。根據霸菱投資諮詢協議由Barings LLC管理的資產及該等資產的類型和金額，將由萬通保險投資委員會確定。

霸菱投資諮詢協議的初步年期為自二零一八年十一月十六日起至二零二一年十一月十五日屆滿。霸菱投資諮詢協議已自動續訂連續一年。任何一方可向其他方發出30天書面通知後終止霸菱投資諮詢協議。於霸菱投資諮詢協議初步年期後，及待遵守Barings LLC滿意履行、相關專門知識及定價條款，則Barings LLC應繼續為萬通保險固定收益投資組合。本公司將於接近霸菱投資諮詢協議初步年期屆滿時重新評估萬通保險之投資需要，且倘本公司認為Barings LLC向萬通保險持續提供有關服務將會對萬通保險有利，霸菱投資諮詢協議年期可延長。在霸菱投資諮詢協議初步年期屆滿後獲續訂時，本公司將重新遵守上市規則項下的適用規定。初步年期屆滿後霸菱投資諮詢協議已自動額外續訂一年，其後可自動續訂（「續訂霸菱投資諮詢協議」）。詳情請參閱本公司二零二一年公告。

霸菱投資諮詢協議乃經本公司、萬通保險及MMI按公平基準磋商並按正常商業條款訂立。

Pricing terms:

YF Life will pay to Barings LLC fees calculated at rates based on asset type. The fee rates range from 0.25 basis points to 100 basis points. Such fee rates were determined based on arm's length negotiations taking into account (i) the type of assets to be managed by Barings LLC and (ii) preferred partner status granted by the Company to MMI under the Strategic Cooperation Agreement.

The Company has assessed the business needs of YF Life for the services under the Barings Investment Advisory Agreement. The Company considered (i) the historical amounts of fees paid by YF Life to Barings LLC; (ii) the historical fee rates charged by Barings LLC; and (iii) the fee rates for comparable services offered by two other competent independent third party service providers which the Company considered to be fair and representative given that such independent third party service providers offer comparable investment advisory services to clients in Hong Kong. The Company considers that the fee rates offered by Barings LLC are in line with the market rates offered by other competent independent third party providers for comparable services as a whole.

定價條款：

萬通保險將向Barings LLC支付基於資產類型按費率計算的費用。費率介乎0.25個基點至100個基點。有關費率於考慮(i) Barings LLC管理的資產類型及(ii)本公司根據戰略合作協議向MMI授予的優先合作夥伴地位後經公平磋商釐定。

本公司已評估霸菱投資諮詢協議項下服務對萬通保險之業務需要。本公司考慮到(i) 萬通保險向Barings LLC支付之歷史費用金額；(ii) Barings LLC徵收之歷史費率；及(iii)其他兩家稱職獨立第三方供應商提供之可資比較服務費率（由於該獨立第三方服務供應商在香港為客戶提供可比較投資諮詢服務，本公司認為比較屬公平及具代表性）。本公司認為Barings LLC提供之費率整體與其他稱職獨立第三方供應商提供之市場費率一致。

Report of the Directors

董事會報告

CONNECTED TRANSACTIONS AND CONTINUING CONNECTED TRANSACTIONS (Continued)

關連交易及持續關連交易(續)

1. Barings Investment Advisory Agreement and Renewal of Barings Investment Advisory Agreement (Continued)

1. 霸菱投資諮詢協議及續訂霸菱投資諮詢協議(續)

Reasons for the transaction:

In connection with underwriting insurance policies, YF Life invests policy premium, to generate sufficient return for satisfying future insurance claims and dividend obligations. Barings LLC has assisted YF Life in executing its long term investment asset allocation strategies since the year 2000. The continuation of Barings LLC's asset management services will not only avoid the operational risks resulting from contracting a new asset manager but will also avoid any material disruptions in the execution of YF Life's long term asset allocation strategies.

交易理由：

就核保保單而言，萬通保險投資於保單，以產生足以償付未來保險理賠以及分紅責任的回報。Barings LLC自二零零零年起一直協助萬通保險執行其長期投資資產配置策略。Barings LLC資產管理服務的持續將不僅可避免與新資產經理訂約造成的經營風險，亦可避免萬通保險長期資產配置策略執行方面的任何重大中斷。

Annual caps:

The maximum aggregate annual amount of fees payable by YF Life to Barings LLC for the years ending 31 December 2021, 31 December 2022, 31 December 2023 and 31 December 2024 shall not exceed the caps set out below:

年度上限：

截至二零二一年十二月三十一日、二零二二年十二月三十一日、二零二三年十二月三十一日及二零二四年十二月三十日止年度，萬通保險應付Barings LLC的最高年度費用總額不得超過下列上限：

		Proposed Annual Cap for the Year Ending 31 December (HKD'000)			
		截至十二月三十一日止年度的擬議年度上限 (千港元)			
		2021	2022	2023	2024
		二零二一年	二零二二年	二零二三年	二零二四年
Total fees	費用總額	111,000	122,000	138,000	155,000

The aggregate amount paid by the Group in respect of, the Barings Investment Advisory Agreement and the Renewal of the Barings Investment Advisory Agreement for the year ended 31 December 2022 is approximately HK\$83,921,000 (being 69% of the annual cap for 2022).

本集團就霸菱投資諮詢協議及續訂霸菱投資諮詢協議於截至二零二二年十二月三十一日支付之總額約為83,921,000港元(佔二零二二年度上限約69%)。

All the independent non-executive Directors, having reviewed the transactions under the Barings Investment Advisory Agreement and the Renewal of the Barings Investment Advisory Agreement (the "2022 CCTs"), confirmed that such transactions had been entered into (a) in the ordinary and usual course of business of the Group; (b) on normal commercial terms or better; and (c) according to the respective agreements governing them on terms that are fair and reasonable and in the interests of the Shareholder as a whole.

本公司全體獨立非執行董事經審閱霸菱投資諮詢協議及續訂霸菱投資諮詢協議(「二零二二年持續關連交易」)後，確認該等交易是(a)在本集團之日常及一般業務中訂定；(b)按一般(或更佳)之商業條款進行；及(c)根據規管各自協議之條款進行，條款屬公平合理並且符合本公司股東之整體利益。

**CONNECTED TRANSACTIONS AND
CONTINUING CONNECTED TRANSACTIONS**
(Continued)

The Company has engaged its external auditor to report on the 2022 CCTs in accordance with Hong Kong Standard on Assurance Engagements 3000 (revised) “Assurance Engagements Other Than Audits or Reviews of Historical Financial Information” and with reference to Practice Note 740 “Auditor’s Letter on Continuing Connected Transactions under the Hong Kong Listing Rules” issued by the Hong Kong Institute of Certified Public Accountants. Based on the work performed, the external auditor of the Company has confirmed in its letter to the Board that nothing has come to its attention which caused it to believe that:

- (i) the 2022 CCTs have not been approved by the Board;
- (ii) the 2022 CCTs were not entered into, in all materials respects, in accordance with the relevant agreements governing such transactions;
- (iii) the aggregate amount paid by the Group in respect of the 2022 CCTs has exceeded the annual cap of 2022 as disclosed in the 2019 Announcement and 2020 Announcement.

During the Year, the Group did not have any connected transactions that were subject to the reporting, announcement and independent shareholders’ approval requirements under Chapter 14A of the Listing Rules.

A summary of all related parties transactions entered into by the Group during the Year is contained in Note 46 to the financial statements. All the related parties transactions described in the said note do not fall under the definition of “connected transaction” or “continuing connected transaction” under the Listing Rules, other than transactions under the the Barings Investment Advisory Agreement and the Renewal of the Barings Investment Advisory Agreement as described in Note 46 which falls under the definition of “continuing connected transaction” under the Listing Rules and was disclosed previously by the Company pursuant to the Listing Rules.

The Company has complied with the disclosure requirements prescribed in Chapter 14A of the Listing Rules with respect to the connected transactions and continuing connected transactions entered into by the Group during the Year.

關連交易及持續關連交易 (續)

本公司已委聘其外聘核數師，根據香港會計師公會頒佈之香港鑒證業務準則第3000號(經修訂)下之《非審核或審閱過往財務資料之鑒證工作》規定，並參照實務說明第740號《關於香港上市規則所述持續關連交易的核數師函件》，就二零二二年持續關連交易作出匯報。根據已執行之工作，本公司之外聘核數師已在其致董事會之函件中確認並無發現任何事宜導致其認為：

- (i) 二零二二年持續關連交易並未獲董事會批准；
- (ii) 二零二二年持續關連交易在各重大方面無根據規管該等交易之有關協議進行；及
- (iii) 本集團就二零二二年持續關連交易支付之總額如二零一九年公告以及二零二零年公告所披露已超逾二零二二年之年度上限。

於本年度，本集團並無任何須遵守上市規則第14A章有關申報，公告及獨立股東批准規定的關連交易。

有關本集團於本年度所訂立之所有關連人士交易之概要載於財務報表附註46內。除附註46所述，有關霸菱投資諮詢協議及續訂霸菱投資諮詢協議之交易屬於上市規則定義之「持續關連交易」並已於先前根據上市規則披露外，上述附註所述之所有關連人士交易並不屬於上市規則定義之「關連交易」或「持續關連交易」。

本公司已遵守上市規則第14A章規定有關本集團於本年度訂立之關連交易及持續關連交易之披露要求。

Report of the Directors

董事會報告

MANAGEMENT CONTRACTS

No contracts concerning the management and administration of the whole or any substantial part of the business of the Company were entered into or existed during the Year.

MAJOR SUPPLIERS AND MAJOR CUSTOMERS

During the Year, revenue derived from the Group's 5 largest customers accounted for approximately 1.24% of the total revenue for the Year, with the single largest customer contributing approximately 0.42%.

The Group is a provider of financial services. In the opinion of the Board, it is therefore of no value to disclose details of the Group's suppliers.

Save as disclosed elsewhere in this report, none of the Directors, their close associates or any Shareholders, which to the knowledge of the Directors own more than 5% of the issued Shares, had an interest in the major customers.

CHARITABLE DONATIONS

During the Year, no charitable donations is made by the Group (2021: nil).

CORPORATE GOVERNANCE

The Company is committed to maintain a high standard of corporate governance practices. Information on the corporate governance practice of the Company is set out in the Corporate Governance Report of this annual report.

INDEMNITY OF DIRECTORS

A permitted indemnity provision as set out in the articles of association of the Company that provides for indemnity against liability incurred by directors and executive officers of the Group is currently in force and was in force throughout the Year.

SUFFICIENCY OF PUBLIC FLOAT

Based on the information that is publicly available to the Company and within the knowledge of the Directors, as at the date of this report, there was sufficient public float of the Company's securities as required under the Listing Rules.

管理合約

於本年度內，並無訂立或存有有關本公司全部或任何重大業務之管理及行政的合約。

主要供應商及主要客戶

於本年度內，來自本集團五大客戶之收入佔本年度總收入約1.24%，其中單一最大客戶約佔0.42%。

本集團為金融服務供應商。因此，董事會認為披露本集團供應商之詳情並無意義。

除上文所披露者外，概無董事、彼等之聯繫人士或據董事所知擁有本公司5%以上已發行股份之任何股東於主要客戶中擁有權益。

慈善捐款

本集團於本年度內並無作出慈善捐款（二零二一年：無）。

企業管治

本公司致力維持高水平之企業管治常規。有關本公司所採納企業管治守則之資料載於本年報之企業管治報告內。

董事彌償

載有對本集團之董事及高級職員所產生的負債進行彌償之經批准彌償條文（如本公司組織章程細則所載）現仍有效，且於本年度內持續有效。

足夠公眾持股量

按本公司可公開取得之資料及據董事所知，於本報告日期，本公司證券擁有上市規則所規定之足夠公眾持股量。

INDEPENDENT AUDITORS

The consolidated financial statements have been audited by KPMG who will retire at the forthcoming annual general meeting of the Company. A resolution for reappointment of KPMG will be proposed for Shareholders' approval at the forthcoming annual general meeting.

REVIEW BY AUDIT COMMITTEE

As at the date of this report, the Audit Committee comprised three independent non-executive Directors. The Audit Committee is chaired by Mr. Chu Chung Yue, Howard with Mr. Qi Daqing and Mr. Xiao Feng being the other members. The terms of reference of the Audit Committee are in line with the Corporate Governance Code as set out in Appendix 14 of the Listing Rules. The Group's consolidated financial statements for the Year have been reviewed by the Audit Committee.

By order of the Board
Yunfeng Financial Group Limited

Huang Xin
Executive Director and Interim Chief Executive Officer

Hong Kong, 30 March 2023

獨立核數師

綜合財務報表由畢馬威會計師事務所審核，彼將於本公司應屆股東週年大會上退任。續聘畢馬威會計師事務所之議案將於下屆股東週年大會上提呈供股東批准。

審核委員會審閱

於報告日期，審核委員會由三名獨立非執行董事組成。主席由朱宗宇先生擔任，成員包括齊大慶先生及肖風先生。審核委員會之職權範圍符合上市規則附錄十四所載之企業管治守則。本集團截至本年度之綜合財務報表已由審核委員會審閱。

承董事會命
雲鋒金融集團有限公司

黃鑫
執行董事兼代理行政總裁

香港，二零二三年三月三十日

Environmental, Social and Governance Report

環境、社會及管治報告

ABOUT THIS REPORT

Our Business

Listed on the Hong Kong Stock Exchange Main Board, Yunfeng Financial Group Limited principally engages in the provision of insurance products through YF Life, as well as other financial services covering brokerage, investment research, corporate finance, asset and wealth management, employee stock ownership plan administration services and fintech business, etc.

Through YF Life, we are authorized by the Insurance Authority to conduct long-term insurance business in Hong Kong. Based in Hong Kong with branch offices in Macao, we provide a wide range of insurance products, including life insurance, medical insurance, annuities, pension, and mandatory provident fund schemes. YF Life is one of the first (and few) insurance companies to introduce annuities in the region.

Reporting Reference

Yunfeng Financial Group Limited (the “Company”, and together with its subsidiaries, the “Group”) is committed to incorporating sustainability factors into our governance structure and investment, and delivering sustainable returns to our shareholders.

To communicate our efforts on environmental, social, and governance (“ESG”) matters, this Environmental, Social and Governance report (“ESG Report”) has been prepared in accordance with “comply or explain” provisions of the ESG Reporting Guide set out in Appendix 27 of the Rules Governing the Listing of Securities on The Stock Exchange of Hong Kong Limited.

關於本報告

我們的業務

雲鋒金融集團有限公司在香港聯合交易所主板上市，主要業務是通過萬通保險提供保險產品，以及涵蓋經紀、投資研究、企業融資、資產管理、員工持股計劃管理服務和金融科技業務的其他金融服務等。

通過萬通保險，我們獲保險業監管局授權在香港開展長期保險業務。我們總部設在香港，在澳門設有分支機構，提供各種保險產品，包括人壽保險、醫療保險、年金保險、養老保險和強制性公積金計劃。萬通保險是（為數不多）首批向該地區提供年金保險業務的保險公司之一。

報告參考

雲鋒金融集團有限公司（「本公司」及其附屬公司，統稱「本集團」）致力於將可持續發展因素納入其管治架構和投資，為股東創造可持續回報。

為說明我們在環境、社會及管治方面的努力，本環境、社會及管治報告乃根據香港聯合交易所有限公司證券上市規則（「上市規則」）之附錄27所載環境、社會及管治報告指引下「不遵守就解釋」條款編製。

Environmental, Social and Governance Report

環境、社會及管治報告

ABOUT THIS REPORT (Continued)

Reporting Reference (Continued)

In the preparation of this ESG Report, the Group follows the four reporting principles as set out in the ESG Guide:

Reporting principles 匯報原則	Materiality 重要性	Quantitative 量化	Balance 平衡	Consistency 一致性
Application in this ESG Report	Material ESG issues were identified through materiality assessment and prioritised with inputs from the Group's stakeholders. These issues are reflected in this ESG Report.	The Group accounts for and discloses ESG key performance indicators ("KPIs") quantitatively to evaluate the effectiveness of ESG policies and strategies.	This ESG Report aims to disclose data in a transparent manner, providing stakeholders an unbiased overview of the Group's overall ESG performances with both achievements and areas of improvements.	The Group adopts consistent methodology in compiling ESG data reported in previous years to allow for a meaningful comparison of ESG performance over time. Any updates in the methods or KPIs used are disclosed.
在本環境、社會及管治報告中的應用	已通過重要性評估識別重大環境、社會及管治事宜，並根據本集團利益相關者的意見進行優次排列。這些事宜已反映在本環境、社會及管治報告中。	本集團以量化方式核算和披露環境、社會及管治關鍵績效指標（「KPIs」），以評價環境、社會及管治政策和策略的有效性。	本環境、社會及管治報告透明地披露數據，旨在向利益相關者不偏不倚地概述本集團在環境、社會及管治方面的整體表現，包括成就和改進領域。	本集團採用一致的方法編制所報告的以前年度的環境、社會及管治數據，令環境、社會及管治績效日後可作有意義的比較。所用方法或關鍵績效指標的任何更新已予以披露。

Scope and Boundary of the ESG report

This ESG Report covers the ESG policies and performance of the Group's operation in all jurisdictions for the period from 1 January 2022 to 31 December 2022. The boundary of the ESG Report covers our dominant insurance business under YF Life and other non-insurance financial services, including brokerage, investment research, corporate finance, asset and wealth management, employee stock ownership plan administration services, and fintech business.

The scope of this ESG Report primarily covers all offices of the Group in Hong Kong S.A.R. ("Hong Kong"), Macao S.A.R. ("Macao"), and the Mainland of People's Republic of China ("PRC"). The reported ESG data cover offices of the Group below:

- Two Company offices in Hong Kong and Shenzhen;
- Fifteen YF Life offices and one warehouse in Hong Kong; and
- Five YF Life branch offices in Macao.

關於本報告 (續)

報告參考 (續)

在編制本環境、社會及管治報告時，本集團遵循了《環境、社會及管治報告指引》中規定的四項匯報原則。

環境、社會及管治報告之範圍及邊界

本環境、社會及管治報告涵蓋了二零二二年一月一日至二零二二年十二月三十一日期間本集團在所有司法管轄區內經營的政策和表現。本環境、社會及管治報告邊界涵蓋：佔主導地位的萬通保險下的保險業務、及其他非保險金融服務，包括財富管理、股票經紀和公司融資。

本環境、社會及管治報告的範圍主要涵蓋本集團位於香港特別行政區（「香港」）、澳門特別行政區（「澳門」）和中華人民共和國內地的所有辦事處的所有辦事處。本環境、社會及管治報告數據涵蓋本集團以下辦事處：

- 本公司於香港和深圳的兩個辦公室；
- 萬通保險於香港的15個辦公室，以及一間倉庫；以及
- 萬通保險於澳門的五個分支機構。

Environmental, Social and Governance Report

環境、社會及管治報告

ABOUT THIS REPORT *(Continued)*

Contact

We welcome your comments and feedback regarding the content of this ESG Report, the reporting approach, and our ESG performance. Please share your views at: ir@yff.com.

OUR APPROACH TO ESG

ESG Governance and Risk Management

The Board is ultimately accountable for the performance of ESG-related issues by evaluating and determining the nature and extent of the risks which it is willing to take whilst achieving the Group's strategic objectives and maintain sound and effective risk management and internal control systems (including reviewing their effectiveness) to safeguard Shareholder's investments and the Group's assets.

The risk management function of the Group consists of a defined management structure. The board of directors of the Main Subsidiary of the Group (insurance business) (the "Board of Subsidiary") has established its own audit committee and board risk committee, which provides practical guidelines and support on risk management and internal control, and regularly report to the Board of Subsidiary together with the management of the main subsidiary ("Management of Subsidiary") of the Group. The risk management committee established by the Management of Subsidiary is responsible for continuous identification, monitoring, and reporting various risks to the board risk committee. Management of Subsidiary authorises the key management to supervise the internal audit functions and report to the audit committee for identified control weakness. Overall, the Board oversees the implementation and supervision of the risk management and internal audit matters of the Group, which the Board of Subsidiary reports to the management of the Yunfeng Financial Group.

關於本報告 (續)

聯繫方式

歡迎閣下就本環境、社會及管治報告的內容、匯報方法以及本集團的環境、社會及管治績效提供寶貴意見和反饋，並發送至此電郵：ir@yff.com。

我們的環境、社會及管治方法

環境、社會及管治之管治和風險管理

董事會通過評估及釐定為達成本集團戰略目標所願承擔風險的性質及程度，以及維持穩健及有效的風險管理及內部監控系統（包括檢討有關成效）對環境、社會及管治相關事宜的表現承擔最終責任，以保障股東投資及本集團資產。

本集團的風險管理職能團隊由所界定的管理架構組成。本集團主要子公司（保險業務）董事會（「子公司董事會」）自設審核委員會和風險委員會，與集團主要子公司管理層（「子公司管理層」）共同為風險管理和內部監控提供切實可行的指引和支持，並定期向子公司董事會報告。子公司管理層設立的風險管理委員會負責持續識別、監控並向董事會風險委員會報告各類風險。子公司管理層授權關鍵管理人員監督內部審計職能並向審核委員會報告任何已識別的控制缺陷。總體而言，董事會監督本集團風險管理和內部審計事項的實施和監管，子公司董事會就其向雲鋒金融集團管理層匯報。

Environmental, Social and Governance Report

環境、社會及管治報告

OUR APPROACH TO ESG (Continued)

ESG Governance and Risk Management (Continued)

The internal control system is supervised by the senior management of the Group, including executive directors together with heads of business functions composed of operations, finance, risk management, information technology, legal, and compliance, which is responsible for the regular review of the overall risk management and effectiveness of control of non-insurance business.

As we are primarily engaged in the financial and insurance service sector, we are required to comply with all related laws and regulations, including the Hong Kong Securities and Futures Ordinance and the Insurance Ordinance, etc. The overall governance effort is led by senior management of the Group, including executive directors together with heads of business functions, and implemented primarily through our operations, finance, risk management, information technology, legal, and compliance teams.

The Group adopts a top-down approach in managing ESG issues. As the highest authority of the Group, the Board is responsible for reviewing and managing the Group's strategic objectives, activities, and performance in relation to ESG and risk management. To effectively manage our ESG-related issues, coordinators from insurance and non-insurance businesses work closely with different departments to identify and manage ESG-related issues and collect quantitative and qualitative information to prepare the ESG report. The coordinators report directly to management and the Board to ensure the Group's ESG performances are aligned with relevant goals and targets. To safeguard shareholders' investment and the Group's assets, the Board reviews its risk management and internal control systems effectiveness on an ongoing basis to ensure they can meet and deal with the ever-changing business environment.

As regards the details of corporate governance, please refer to the Corporate Governance Report section of the Group's Annual Report.

我們的環境、社會及管治方法(續)

環境、社會及管治之管治和風險管理(續)

內部監控系統由包括執行董事在內的高級管理人員以及由運營，財務，風險管理，信息技術，法律和合規組成的業務部門負責人監督，負責定期檢討非保險業務的整體風險管理和控制有效性。

由於我們主要從事金融及保險服務業，我們須遵守所有相關法律及法規，包括《證券及期貨條例》(SFC)及《保險業條例》等。本集團的整體管治工作由包括執行董事在內的高級管理人員以及業務部門負責人領導，主要通過我們的運營，財務，風險管理，信息技術，法律和合規團隊來實施。

在管理環境、社會及管治問題時，本集團採用自上而下法。作為本集團的最高權力機構，董事會負責審核和管理本集團與環境、社會及管治和風險管理相關的戰略目標、活動和表現。為有效管理環境、社會及管治相關問題，保險和非保險業務的協調員與不同部門密切合作，以識別和管理環境、社會及管治相關問題，並收集定量和定性資料以編制環境、社會及管治報告。協調員直接向管理層和董事會報告，以確保本集團的環境、社會及管治表現與相關目標和指標保持一致。為保障股東投資及本集團資產，董事會持續檢討風險管理及內部控制系統的有效性，以確保能夠應對不斷變化的業務環境。

關於企業管治詳情，請參閱本集團年報的「企業管治報告」部分。

Environmental, Social and Governance Report

環境、社會及管治報告

STAKEHOLDER ENGAGEMENT AND MATERIALITY ASSESSMENT

The Group recognises the importance of interacting with stakeholders as a vital part of our business development and strategy. To better understand their expectations and concerns on our ESG approach, we regularly engage our key stakeholders through multiple communication channels, such as meetings, performance reviews, exhibitions and etc. Their key concerns are summarised as follow:

Summary of stakeholders' communication channels

Stakeholder groups 利益相關者團體	Communication and feedback channels 溝通及反饋渠道	Frequency 頻率	Topics of discussion 討論主題
Employees 員工	<ul style="list-style-type: none"> Meetings Performance reviews Internal email correspondences 	<ul style="list-style-type: none"> Monthly Annually Event-driven basis 	Talent attraction, development, and retention 人才吸引、發展及挽留
Shareholders 股東	<ul style="list-style-type: none"> Annual general meetings ("AGM"), extraordinary general meetings ("EGM") Announcements, annual reports, interim reports, circulars 	<ul style="list-style-type: none"> Annually for AGM Event-driven basis for other channels 	Business development Financial performance Corporate governance Major corporate actions and transactions 業務發展 財務表現 企業管治 主要公司行動及交易
Regulators 監管部門	<ul style="list-style-type: none"> Correspondence mails/emails Phone calls Site visits 	<ul style="list-style-type: none"> Event-driven basis 	Compliance with regulations Business updates 遵守法規 業務更新
Clients 客戶	<ul style="list-style-type: none"> Know-your-client (KYC) onboarding process Face-to-face meetings with our business representatives Phone calls and emails with our client service representatives 	<ul style="list-style-type: none"> Meeting/phone call, emails on event-driven basis Electronic trading platform on event-driven basis 	Product and trading system quality and development Fair and transparent dealing practice Enterprise branding 產品及交易系統質素及發展 公平透明之交易慣例 企業品牌

利益相關者團體與重要性評估

本集團意識到與利益相關者交流的重要性，這是業務發展和策略的重要一環。為了更好地了解利益相關者對我們環境、社會及管治方法的預期和關注點，我們定期通過會議、績效檢討及展覽等多種溝通渠道與主要利益相關者溝通，其主要關注點匯總如下：

利益相關者團體溝通渠道之概述

Environmental, Social and Governance Report

環境、社會及管治報告

STAKEHOLDER ENGAGEMENT AND MATERIALITY ASSESSMENT (Continued)

利益相關者團體與重要性評估(續)

Summary of stakeholders' communication channels (Continued)

利益相關者團體溝通渠道之概述(續)

Stakeholder groups 利益相關者團體	Communication and feedback channels 溝通及反饋渠道	Frequency 頻率	Topics of discussion 討論主題
Business partners	<ul style="list-style-type: none"> On-site visits Meetings Conference calls 	<ul style="list-style-type: none"> Event-driven basis 	Business development Fair business practice and market reputation Sound financial strength and management
商業夥伴	<ul style="list-style-type: none"> 實地視察 會議 電話會議 	<ul style="list-style-type: none"> 事件驅動基準 	業務發展 公平商業慣例及市場聲譽 健全之財務管理
Media	<ul style="list-style-type: none"> Press releases Marketing campaigns Exhibitions 	<ul style="list-style-type: none"> Event-driven basis 	Business development and strategies Product and service promotion
媒體	<ul style="list-style-type: none"> 新聞稿 營銷活動 展覽 	<ul style="list-style-type: none"> 事件驅動基準 	業務發展及戰略 產品及服務推廣
Communities	<ul style="list-style-type: none"> On-site visits Meetings 	<ul style="list-style-type: none"> Event-driven basis 	Policy and commitment to communities
社區	<ul style="list-style-type: none"> 實地視察 會議 	<ul style="list-style-type: none"> 事件驅動基準 	對社區之政策及承諾

Materiality assessment

重要性評估

We value stakeholders' concerns and views on our sustainable development and therefore we conducted interviews and surveys to identify the ESG-related priorities to our operations. The results are reviewed regularly in response to significant changes in our operating environment and updates on ESG reporting standards, to ensure the topics identified align our business operations.

我們重視利益相關者對我們可持續發展的關注點和看法，因此，我們進行了訪談和調查，以識別在我們業務運營中與環境、社會及管治相關的優先事項。本集團定期檢討結果，應對我們經營環境的重大變化並遵循環境、社會及管治報告標準的更新，從而確保已識別的議題與我們的業務運營保持一致。

With no significant changes to the Group's businesses and across the industry, we continue to consider the overall social aspects to be more material than environmental aspects, with the most important issues being anti-corruption, customer privacy, and the health and safety of our employees. Moving forward, the Group will continue to engage with our stakeholders regularly to identify ESG risks and opportunities in relation to our business operations, and monitor any changes in the sustainability reporting trends.

在本集團的業務和整個行業未發生重大變化的情況下，我們仍然認為整體社會範疇的重要性要高於環境範疇，最重要的問題涉及反貪污、客戶私隱以及員工的健康和安全。展望未來，本集團將繼續定期與我們的利益相關者進行溝通，以識別與我們的業務運營相關的環境、社會及管治風險和機遇以及監察可持續發展報告趨勢的任何變化。

EMPLOYMENT AND LABOUR PRACTICE

The Group views employees as its most valuable assets. We strive to create a diverse, inclusive, safe and positive working environment where everyone can excel and achieve business goals. The Group is committed to maintaining the workplace with fairness and respectfulness. The Employee Handbooks of the Group and YF Life govern our human resources practices, which documents guidelines and conditions of employment, promotion, benefits and remuneration, training and development, and business conduct in accordance with the relevant laws and regulations.

Employment

Talent recruitment and retention

To attract and retain talents, we provide our employees with comprehensive welfare and benefit packages, including share option and share award schemes, retirement, and medical benefits, insurance coverage, and leave entitlement commensurate to market standards.

The Group believes that contributions by each employee counts to our success. We recognise the importance of sharing the success and reward the individuals based on their annual appraisal. We also provide unparalleled career development opportunities, such as internal mobility program, such that our employees can leverage their full potential and gain exposure to work with different teams and clients.

Diversity and equal opportunity

The Group values a diverse workforce as it enables us to access a greater range of talents and produce impactful results for our stakeholders. We strictly observe the regulations stated in our equal employment opportunity policy to guarantee employees' basic rights. We strictly observe the regulations stated in our equal employment opportunity policy and adhere to fair and impartial human resources management practices in areas such as recruitment, promotion, salary administration and training opportunities. All employment decisions are made based on bona fide occupational requirements. We strictly prohibit any form of discrimination, harassment, bias or prejudice of employees and job candidates due to their gender, age, disability, family status, race or marital status and other statuses protected by local laws.

僱傭及勞工常規

本集團將員工視為其最寶貴的資產。我們致力於創造多元化、包容、安全和積極的工作環境，讓所有人都能發揮所長並實現業務目標。本集團致力於維護一個公平和相互尊重的工作場所。本集團和萬通保險的員工手冊規範了人力資源實務，根據相關法律法規涵蓋關於僱傭、晉升、福利和薪酬、培訓和發展以及商業行為的指引和條件。

僱傭

招聘和留住人才

為了吸引及挽留人才，我們為員工提供全面的福利待遇方案，包括購股權及股份獎勵計劃、退休及醫療福利、保險範圍及休假權利。

本集團認為，每位員工作出的貢獻對我們取得成功至關重要。我們認識到分享成果並基於員工年度考核結果對其給予表彰的重要性。我們還提供不可多得的職業發展機會，例如內部流動計劃，以便我們員工能夠充分發揮潛力，有機會與不同的團隊和客戶合作。

多元化與機會均等

本集團注重建設多元化的員工隊伍，因為這讓我們能夠接觸到更廣泛的人才，為我們的利益相關者提供有影響力的成果。我們嚴格遵守平等就業機會政策中所述的規定，以保障員工的基本權利。我們嚴格遵守平等就業機會政策中的規定，在招聘、晉升、薪酬管理和培訓機會等領域堅持公平、公正的人力資源管理實踐。所有僱傭決策均基於真正的職業要求而作出。我們嚴禁基於性別、年齡、殘疾、家庭狀況、種族或婚姻狀況以及受當地法律保護的其他身份／個人狀況，對員工和求職者任何形式的歧視、騷擾、偏見。

EMPLOYMENT AND LABOUR PRACTICE

(Continued)

Employment (Continued)

Diversity and equal opportunity (Continued)

We encourage employees to report suspected non-compliance and violations to the Human Resources Department through designated whistle-blowing channels without fear of reprisal. Upon receipt of the suspected case, a thorough investigation shall be carried out without disclosing the whistle-blower's identity. Shall any cases be confirmed as violations, appropriate disciplinary action would be taken accordingly or even termination of employment.

To encourage better leadership and corporate governance, the Group adopted a board diversity policy since October 2013, which clearly outlines our commitment to non-discrimination and equal opportunity. Our diversity policy guides us to achieve board diversity by considering of a number of factors, including professional qualifications and experience, cultural and educational background, race and ethnicity, gender, age, and length of service. For further details, please refer to the Corporate Governance Report section of the Group's Annual Report.

Labour Practices

The Group has zero tolerance towards all forms of child, illegal and forced labour practices. We are committed to strict compliance with all applicable laws and regulations in the respective jurisdictions, including Employment of Children Regulations and other regulations under the Employment Ordinance of Hong Kong. All job candidates are required to provide valid personal identification documents during the recruitment process for verification purpose.

During the reporting period, we were not aware of any material non-compliance with relevant laws and regulations that have a significant impact on the Group relating to human rights.

僱傭及勞工常規 (續)

僱傭 (續)

多元化與機會均等 (續)

我們鼓勵員工通過指定的舉報渠道向人力資源部報告涉嫌違規的行為，而不必擔心受到報復。接到舉報後，我們在不透露舉報人身份的情況下開展徹底調查。經確認違規情況屬實，將相應採取適當的紀律處分，甚至解除僱傭關係。

為了鼓勵建設領導層和更好的企業管治，本集團於二零一三年十月採納董事會成員多元化政策，當中明確闡述了我們對無歧視和平等機會的莊重承諾。我們的多元化政策指引我們通過考慮多項因素（包括專業資格及經驗、文化及教育背景、種族、性別、年齡及服務時間），貫徹董事會成員多元化。有關進一步詳情，請參閱本集團年報的「企業管治報告」部分。

勞工常規

本集團對所有形式的童工、非法和強迫勞工情形採取零容忍政策。我們致力於嚴格遵守各司法管轄區內的所有適用法律法規，包括香港《僱用兒童條例》及《僱傭條例》項下其他法規。在招聘過程中，所有求職者都必須提供有效的個人身份證明文件以供查驗。

於報告期內，我們未發現任何對本集團有重大影響的重大違反人權相關法律法規的情況。

Environmental, Social and Governance Report

環境、社會及管治報告

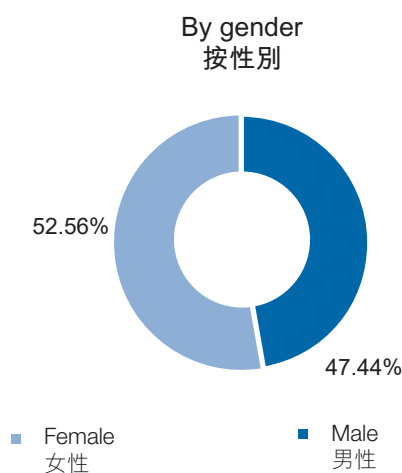
EMPLOYMENT AND LABOUR PRACTICE

(Continued)

Our Workforce

As at 31 December 2022, we have 605 employees in total, 603 of which were full time and 2 were part-time. 524 of which were located in Hong Kong, 39 in Macao and 42 in the People's Republic of China.

A breakdown by gender, geographical region, age group and employment type are shown below:

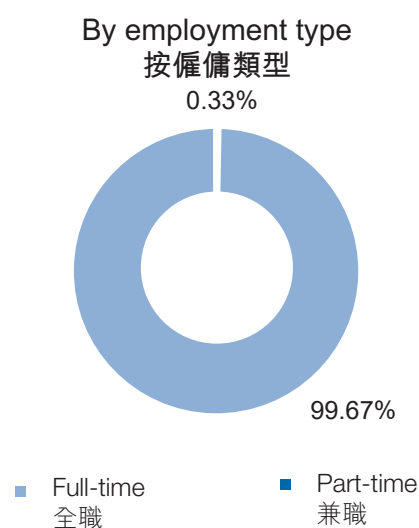
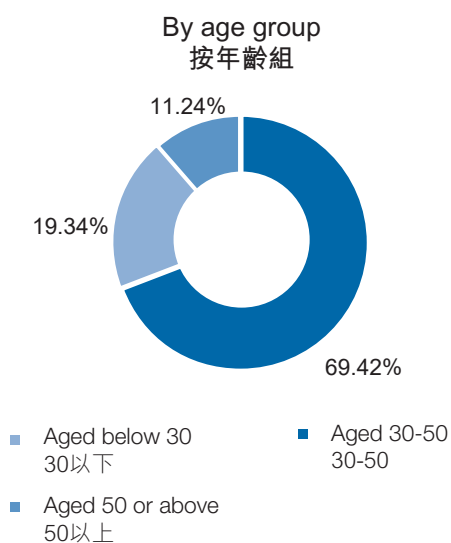
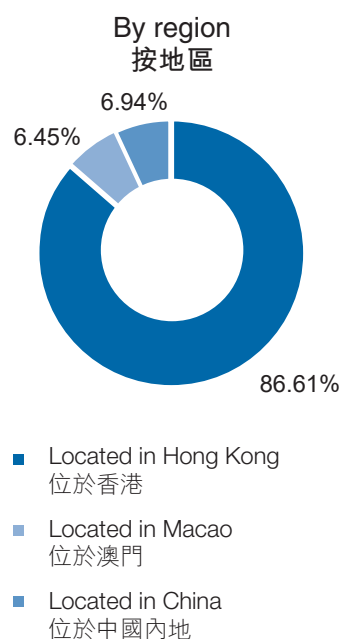


僱傭及勞工常規 (續)

我們的員工

於二零二二年十二月三十一日，本集團有605名員工，其中全職603名，兼職2名。當中524名位於香港，39名位於澳門及42名位於中國。

按性別、地區、年齡組及僱傭類型劃分的詳情列示如下：



The overall turnover rate was 36.50% in 2022, and breakdown of turnover by gender, geographical region, and age group is provided in the table below.

於二零二二年，員工的流失比率為36.50%，下表列出了按性別、地區及年齡組劃分的流失情況。

EMPLOYMENT AND LABOUR PRACTICE

(Continued)

僱傭及勞工常規 (續)

Breakdown of turnover rate

人員流失比率明細

Turnover by category	按類別劃分的人員流失情況	Employee turnover in 2022 二零二二年 僱員流失數	Turnover rate in 2022 (%) 二零二二年 人員流失比率 (%)
By gender	按性別		
Male	男性	143	41.57%
Female	女性	116	31.74%
By geographical region	按地理區域		
Hong Kong	香港	158	27.87%
Macao	澳門	4	10.67%
PRC	中國內地	97	92.38%
By age group	按年齡組		
Below 30	30 以下	87	47.67%
30-50	30-50	152	33.59%
Above 50	50 以上	20	26.85%

Regulatory compliance

During the reporting period, the Group adhered to the Employment Ordinance of Hong Kong and other relevant regulations in applicable jurisdictions. The Group was not aware of any material non-compliance that have a significant impact on the Group relating to preventing child or forced labour.

監管合規

於報告期內，本集團在其所有經營活動中遵守香港《僱傭條例》及適用司法管轄區的其他有關規例。本集團未發現與防止兒童或強迫勞工相關的對本集團有重大影響的重大違規情況。

Employee health and safety

The health and safety of our employees are of great importance to the Group, hence we are committed to provide a safe working environment to protect employees from occupational hazards. We strictly comply with relevant laws and regulations, including the Occupational Safety and Health Ordinance and the Fire Safety (Commercial Premises) Ordinance of Hong Kong. While our employees are not typically exposed to high-risk activities, regular safety inspection is conducted to ensure compliance with relevant regulations and safety of our office environment. Fire drill is conducted annually to raise the safety awareness of our employees and minimise the risks in case of emergency at offices.

僱員健康及安全

員工的健康及安全對本集團而言至關重要，因此，我們致力提供安全的工作環境，以保護員工免受職業性危害。我們嚴格遵守香港《職業安全及健康條例》及《消防安全(商業處所)條例》等相關法律法規。雖然我們的員工通常不會參與高風險活動，但我們定期進行安全檢查以遵守相關法規並確保辦公環境安全。我們每年進行一次消防演習，以提高員工的安全意識，並在辦公室發生緊急情況時盡量降低風險。

Furthermore, the Group has supported people's wellbeing and health to create a positive environment, by providing medical insurance coverage, covering services like clinical visits, hospitalisation benefits, dental benefits, specialist visits, and health check-ups.

此外，本集團還通過提供醫療保險，包括臨床探訪、住院津貼、診牙福利、專家探訪和健康檢查等服務，為僱員福祉和健康提供支持，營造積極環境。

Environmental, Social and Governance Report

環境、社會及管治報告

EMPLOYMENT AND LABOUR PRACTICE

(Continued)

Employee health and safety (Continued)

During the reporting period, we adhered to relevant laws and regulations and were not aware of any incidence of material non-compliance relating to health and safety.

Occupational Health and Safety Statistics in 2022

Work-related fatality from FY2020 to FY2022: 0

Work-related injuries: 0

Lost days due to work-related injuries: 0

Development and training

The Group continues to invest in our employees at all stages of their careers to promote their long-term professional and personal development. We provided a series of training programmes for all employees in terms of their job levels. New hires are briefed on our high standard of core value and their responsibilities as well as legal compliance, company product knowledge, sales techniques and subsequently introduced to their mentors. For management staff, we offered trainings on leadership to boost their skills in discharging managerial responsibilities.

In 2022, the overall trainings for the Group were as follow:

Percentage of trained employee by category

按類別劃分的受過培訓員工的百分比

By gender	按性別	
Male	男性	86.1%
Female	女性	93.7%
By employment category	按工作類別劃分	
Management	管理層	69.2%
Non-management	非管理層	90.7%

Average training hours

平均培訓時數

By gender	按性別	
Male	男性	2.7 hours 小時
Female	女性	2.9 hours 小時
By employment category	按工作類別劃分	
Management	管理層	2.5 hours 小時
Non-management	非管理層	2.8 hours 小時

僱傭及勞工常規 (續)

僱員健康及安全 (續)

於報告期間，我們遵守相關法律法規，並未發現任何與健康和安全的重大違規情況。

二零二二年職業健康及安全統計表

二零二零至二二財政年度因工亡故人數：0

工傷：0

因工傷而損失的工作天數：0

發展及培訓

本集團繼續對處於職業生涯各個階段的員工投入資源，以促進其長期職業發展和個人發展。我們為所有員工提供一系列與其職務級別相對應的培訓項目。我們會向新員工介紹我們高標準的核心價值及其職責以及法律合規、公司產品知識、銷售技巧，隨後將其介紹給他們的導師。我們為管理人員提供領導力培訓，提升其履行管理職責的能力。

二零二二年，本集團整體培訓情況如下：

EMPLOYMENT AND LABOUR PRACTICE

(Continued)

Development and training (Continued)

To ensure that our agents comply with the regulatory requirements, we offered regular legal compliance e-refreshers on various topics, including anti-money laundering, direct marketing, and data privacy. Agents are required to complete the compliance trainings, or else their agency contract may be terminated. We have also established an “Internal Compliance Guide for Sales to PRC Clients” outlining the compliance requirements for agents working on insurance sales to mainland clients.

Apart from the abovementioned trainings, we encourage our employees at YF Life to join the Designation Programs offered by the Life Office Management Association (LOMA), which offers programs related to customer services, reinsurance and compliance, allowing our staff to learn various facets of the insurance industry and equip our staff with the vital skills to stay relevant in the changing world. Furthermore, through providing course fee reimbursement and offering examination leaves, we encourage our employees to participate in self-improvement courses which are beneficial to their career development, enhancing their professional knowledge and skillsets.

Our culture actively supports the continuous development of our employees by offering a series of internal and external training opportunities in non-insurance business and compliance, encompassing a large variety of topics, team-building sessions, FATCA¹ and CRS² updates, SFC³ seminars with regulatory updates, financial reporting updates, anti-money laundering and counter financing of terrorism, cybersecurity, and data breach, and refresher training on compliance matters for our staff.

To ensure our employees stay abreast of the latest developments in the industry, we regularly review the contents of our training materials to enhance the Group’s business development and successive planning needs.

¹ Foreign Account Tax Compliance Act

² Common Reporting Standard

³ Securities and Futures Commission

僱傭及勞工常規 (續)

發展及培訓 (續)

為確保我們的代理遵循法規要求，我們提供關於各種主題的定期法律合規電子更新培訓，涵蓋反洗錢、直銷和數據私隱。我們的代理需完成合規培訓，否則他們的代理合同可能會被終止。我們亦制定了「中國客戶銷售內部合規指引」，概述了代理向內地客戶進行保險銷售的合規要求。

除上述培訓外，我們鼓勵萬通保險的員工加入壽險管理學會（「LOMA」）提供的指定計劃，該指定計劃提供與客戶服務、再保險和合規相關的課程，讓員工能夠了解保險業的各個方面，具備在瞬息萬變的世界中站穩腳跟的重要技能。此外，我們鼓勵員工參加對其職業發展有利的自我提升課程，提高專業知識和技能。

我們的企業文化積極支持員工的持續發展，具體而言，提供一系列非保險業務和合規領域的內部和外部培訓機會，涵蓋各種主題、團隊建設活動、《海外賬戶稅收合規法案》¹和《共同匯報標準》²更新、證監會³有關法規更新之研討會、財務報告更新、打擊洗錢及恐怖分子資金籌集、網絡安全、數據泄露，以及針對合規事項為員工開展更新培訓。

為確保員工緊跟行業最新發展，我們定期審核培訓資料的內容，以優化本集團的業務發展及滿足連續規劃需要。

¹ 《海外賬戶稅收合規法案》

² 《共同匯報標準》

³ 證監會

Environmental, Social and Governance Report

環境、社會及管治報告

OPERATION PRACTICES

Product responsibility

We aim to achieve service excellence by providing our customers with quality insurance products and other financial services. Both industries are highly regulated by the governing bodies and regulators such as the Hong Kong Securities and Futures Commission, Hong Kong Insurance Authority, Hong Kong Mandatory Provident Fund Schemes Authority, and Monetary Authority of Macao. We strictly abide by relevant laws and regulations including sales practice, KYC check, credit control, compliance, risk disclosure, information protection and data security, and trademarks and intellectual property. All employees are required to undergo compliance refresher trainings regularly to ensure they are capable of providing quality services to our customers.

During the reporting period, there was no incident of material non-compliance against the relevant laws and regulations relating to our products and services.

Providing quality insurance product and services

Our insurance products are developed to provide financial security and support customers to manage the unexpected and their lifelong planning. We strive to provide high quality products to our customers and abide to all relevant laws and regulations. To remain abreast of the evolving market, we collaborate with different institutions from time to time to conduct market research and ensure our products suit our customers' needs.

Agents being our bridge to the customers, they are all properly licensed according to the rules promulgated by the Hong Kong Insurance Authority and the Monetary Authority of Macao and have satisfied all legal and internal standards of YF Life before being permitted to distribute YF Life insurance products. Besides strictly following the Hong Kong Insurance Authority's Code of Conduct for Licensed Insurance Agents and the industry best practices, our agents are also required to conduct business in accordance with our "Agent Handbook". We regularly communicate and educate our agents of our insurance products to guarantee the delivery of quality services and allow proper and accurate representations of product features to customers.

經營規範

產品責任

我們旨在通過為客戶提供優質的保險產品及其他金融服務來提供卓越服務。金融和保險產品行業均受到管理機構和監管機構的嚴格監管，例如香港證券及期貨事務監察委員會及香港保險業監管局、香港強制性公積金計劃管理局及澳門金融管理局等。我們嚴格遵守相關法律法規，包括銷售慣例、了解客戶檢查、信貸控制、合規、風險披露、信息保護和數據安全以及商標和知識產權。所有員工都必須定期接受合規更新培訓，以確保他們能夠向客戶提供優質服務。

於報告期內，本集團不存在與產品和服務相關的違反法律法規的重大不合規事項。

提供優質保險產品和服務

我們的保險產品旨在提供財務保障，為客戶處理意外事件及其終生規劃提供支持。我們致力於為客戶提供高質量產品，並遵守所有相關法律法規。為緊跟不斷變化的市場，我們不時與不同機構合作進行市場研究，確保我們的產品能滿足客戶需求。

代理是連接我們與客戶的橋樑，他們均根據香港保險業監管局及澳門金融管理局頒佈的條例獲得適當許可，並且在獲准許開展萬通保險的保險產品業務前已滿足所有法律和萬通保險的內部標準要求。在嚴格遵守香港保險業監管局的持牌保險代理人行為準則和行業最佳實務以外，我們的代理必須按照我們的「代理手冊」指引開展業務。我們定期就我們的保險產品向代理進行溝通和培訓，以保證能提供優質服務，並為客戶提供適當、準確的產品特點展示。

OPERATION PRACTICES (Continued)

Providing quality insurance product and services (Continued)

We also have an “Internal Compliance Guide for Sales to PRC Clients” in place to provide guidance to our staff and agents the “Dos and Don’ts” when dealing with PRC clients. The policy covers daily practices, from sales and mentoring to internal training and qualification requirements. Agents are required to follow the internal qualification requirements with no exceptions.

The monitoring of our service quality also extends to the post-sales periods. We follow industry practices as issued by the Hong Kong Insurance Authority, such as making audio-recorded calls to reaffirm client’s understanding of the insurance policy purchased, including both investment-linked and life insurance products. In addition, we make use of third-party Mystery Shopper Programmes on an irregular basis to review and assess the selling practice of our agents.

Providing quality financial products and services

For our investment products, we have an investment committee chaired by the Chief Executive Officer of the Group, which oversees all investment decisions and the new financial products/services launching process. An internal approval process is used to govern the new product launching process and mitigate relevant risks of new products. Launching new products requires approvals from all relevant middle and back-office functions to ensure that relevant market practices and regulations are met.

We are dedicated to communicating updated and complete information to our customers making informed decisions in relation to their wealth and investment opportunities. We ensure that our communication materials displayed in a clear, concise and transparent manner to ensure that individuals understand the terms and conditions and can make informed decisions based on accurate and reliable information. In addition, clients could raise their concerns in our chatbot which provides automatic replies to frequently asked questions, and if they are not satisfied with the answers, they will be directed to our customer service representatives.

經營規範 (續)

提供優質保險產品和服務 (續)

我們還制定了「中國客戶銷售內部合規指引」，以確保我們的員工和代理充分了解在面對中國內地客戶時應做與不應做事項的相關知識。該政策涵蓋銷售、內部培訓指導和鑒定要求等日常實務。代理商必須遵守內部資格要求，並無例外。

我們對服務品質的監督也延伸至售後期間。我們遵循香港保險業監管局發佈的行業慣例，如製作電子錄音電話以再次確定客戶對其所購買保單（含投資連結式和壽險產品）的理解。此外，我們還會不定期地利用第三方神秘顧客評核，以審核以及評估代理商的銷售行為。

提供優質金融產品和服務

對於我們的投資產品，我們設有投資委員會，由集團行政總裁擔任主席，負責監督所有投資決策和新金融產品／服務發佈流程。我們使用內部審批流程管理新產品發佈流程和降低新產品的相關風險。新產品的發佈需要所有相關中台及後台部門職能的批准，以確保滿足相關的市場慣例和法規。

我們努力向客戶傳達更新後的完整信息，以便他們能就財富和投資機會作出明智決策。我們確保以清晰、簡潔和透明的方式展示傳播材料，以確保人員能理解條款和條件，並可以根據準確、可靠的信息作出明智決策。此外，客戶可以向我們的聊天機器人提出疑慮，聊天機器人可以自動回復常見問題，如果客戶對答復不滿意，他們會被引導至我們的客戶服務代表。

Environmental, Social and Governance Report

環境、社會及管治報告

OPERATION PRACTICES *(Continued)*

Customer privacy and feedback

Information security and business continuity

The Group is committed to safeguarding client confidentially. We strive to minimise the risks from our operations to provide customers with quality products and services. Our group-wide Cybersecurity Policy and Information Security Policy of YF Life outline our rationale to collect, process and maintain data in the principles of confidentiality, integrity and availability.

We strictly comply with the Personal Data (Privacy) Ordinance in Hong Kong. Any violation of data privacy obligations is subject to disciplinary actions. Access permissions are kept to the minimum necessary to protect our clients' data and information leakage from unauthorised or accidental access, and erasure. In addition, our Corporate Compliance Guide also outlines the fundamental principles in handling customers' data. When providing service to clients, we ensure that personal data will only be collected for necessary purposes by lawful and fair means. Employees failed to observe customer confidentiality are subject to internal disciplinary action.

As the growth of cyber threats accelerates, the Group continues to enhance our cybersecurity protection guided by our Cybersecurity Policy. We ensure that employees abide our policies by offering cybersecurity trainings and updates on the latest cybersecurity risks.

The stability of our systems enables us to deliver high-quality services. To protect information from enormous threats and minimise business risks, the Group has formulated comprehensive and systematic infrastructure security management strategies for preparing and responding to the emergency. We developed our infrastructure with regular back-up features at managed data centres. In case of server breakdown, we can switch to the back-up server within a short period to ensure minimal disruption to our services.

經營規範 (續)

客戶私隱及反饋

資訊安全及業務連續性

本集團承諾對客戶資料保密。我們致力於盡量降低業務運營的風險，為客戶提供優質產品和服務。我們集團範圍內的網絡安全政策和萬通保險的資訊安全政策概述了我們按照保密性、完整性和可用性原則收集、處理和維護數據的原因。

我們嚴格遵守香港的《個人資料(私隱)條例》。任何違反資料私隱責任的行為均須受到紀律處分。訪問權限保持在最小必要範圍內，以防止客戶的數據和信息因未經授權或意外的訪問泄露和刪除。此外，我們《公司合規指引》亦概述了處理客戶數據的基本原則。在向戶提供服務時，我們確保僅出於必要目的以合法和公平的方式收集個人數據。不遵守客戶信息保密責任的員工須受到內部紀律處分。

隨著網絡安全威脅迅速發展，本集團繼續在我們的《網絡安全政策》的指導下，加強網絡安全保護。我們通過提供網絡安全培訓和最新網絡安全風險更新來確保員工遵守我們的相關政策。

我們系統的穩定性讓我們能夠提供高質量服務。為保護信息免受巨大威脅並盡量降低經營風險，本集團制定了全面、系統的基礎設施安全管理策略，為應對突發事件做好準備。我們在託管數據中心開發了具有定期備份功能的基礎設施。若發生服務器故障，我們可以在短時間內切換到備份服務器，以確保對服務造成最小干擾。

OPERATION PRACTICES (Continued)

Customer privacy and feedback (Continued)

Customer Feedback

We aim to achieve service excellence by thoroughly understanding the needs of customers and surpassing their expectations. We provided various channels and platforms, including customer service hotline and email, to collect customer feedback and suggestions timely. Our customer service representatives are trained to address complaints from our customers professionally, pragmatically, and swiftly. In addition, we also regularly seek inputs from our front-line business units to identify room for improvement and formulate corrective measures where practicable.

Intellectual property protection

We respect intellectual property rights and endeavour to protect the Group from reputational damages. The Group follows the legitimate intellectual property application procedures for its new trademark, labels, and product designs in all operations. In addition, all software used in our daily operations are with a legal license.

During the reporting period, we were not aware of any material non-compliance with laws and regulations regarding product responsibility.

Anti-corruption

The Group has zero tolerance on any forms of bribery, extortion, fraud or money laundering in our operation. Our Corporate Compliance Guide outlines the expectations of ethical behaviour for all employees to achieve and maintain the highest standards of integrity. Business practice and controls for preventing and combating corruption are assessed at both Group-level and business unit-level. For example, all new joiners are provided with internal guidelines regarding their professional obligations upon joining the Group.

經營規範 (續)

客戶私隱及反饋 (續)

客戶反饋

我們的目標是通過全面了解客戶需求並高於其期望來提供卓越服務。我們提供多種渠道和平台，包括客戶服務熱線和電子郵件，及時收集客戶反饋和建議。我們對客戶服務代表進行培訓，以便其能夠專業、務實、迅速地處理客戶投訴。此外，我們亦定期從前線業務部門獲取意見，以識別改進空間，並在可行的情況下，制定糾正措施。

知識產權保護

我們尊重知識產權並努力保護本集團避免聲譽受損。針對新商標、標籤和產品設計，本集團在所有業務運營中都遵循合法的知識產權申請程序。此外，我們日常運營中使用的所有軟件均取得法律許可證。

於報告期內，我們未發現與產品責任相關的重大違反法律法規的情況。

反貪污

本集團絕不容忍業務運營過程中任何形式的賄賂、勒索、欺詐或洗黑錢行為。我們的《公司合規指引》概述了對所有員工的職業道德行為預期，以實現和保持最高的誠信標準。我們在集團層面和業務部門層面評估有關預防和打擊貪污的商業慣例和控制。例如，在所有新員工入職本集團時，向其提供關於其職業責任的內部指引。

Environmental, Social and Governance Report

環境、社會及管治報告

OPERATION PRACTICES (Continued)

Anti-corruption (Continued)

The Group complies in full of applicable laws and regulations related to anti-money laundering (“AML”) and Counter-Financing of Terrorism (“CFT”) to prevent the use of its products and services for money laundering and terrorist financing purposes. For our insurance business, a policy is established with reference to the Hong Kong Insurance Authority’s Guideline on Anti-Money Laundering and Counter-Terrorist Financing. Under the policy, a clear and comprehensive mechanism has been implemented to report on money laundering related matters. From time to time, updates are made to the policy to incorporate the latest legal requirements that all employees should follow. Any report made with sufficient supporting evidence will be promptly investigated and appropriate actions will be taken to handle the situation.

For our other financial services regulated by the Hong Kong SFC, regulated entities under the Company are governed by our AML/Know-your-client (“KYC”) policy and is based on the following fundamental principles:

- Exercising due diligence when dealing with customers, natural persons appointed to act on the customer’s behalf, connected parties of the customer and beneficial owner of the customer.
- Conducting business in conformity with the Group’s ethical standards and guarding against establishing any business relations or undertaking any transaction, that is or maybe connected with or may facilitate money laundering or terrorism financing.
- Assisting and cooperating with the relevant law enforcement authorities to prevent money laundering and terrorism financing.
- Providing annual training to ensure all relevant employees are aware of their personal responsibilities and the procedures to be adhered to.

The Group has established a Whistleblowing Policy and a Speak-up Policy for employees. Employees can report any suspected non-compliance or misconduct without disclosing their identity to ensure the whistle blowers can uphold the Group’s ethical standards without concerns of being retaliated.

經營規範 (續)

反貪污 (續)

本集團全面遵守所有與打擊洗錢及恐怖分子資金籌集相關的適用法律法規，以防止使用其產品及服務用於洗錢和恐怖融資。我們就保險業務制定了相關政策，其中參考了香港保險業監管局的反洗錢和反恐融資指引。基於這些政策，我們已實施一個清晰、全面的洗錢相關事項報告機制。我們會不時對政策進行更新，以納入所有員工應遵循的最新法律要求。對於任何附有充分支持性證據的報告事項，我們將及時進行調查，並將採取適當行動以處理相關情況。

本公司旗下受證監會監管的其他金融服務、受監管實體均受反洗錢／了解客戶政策規管，並基於以下基本原則：

- 在與客戶、被委派代表客戶行事的自然人、客戶的關聯方和客戶的實際受益方交易時執行盡職調查。
- 按照本集團職業道德準則開展業務，並防止建立或進行任何涉及、或可能涉及、或可能方便洗錢或恐怖分子資金籌集的業務關係或交易。
- 協助並與相關執法部門合作，防止洗錢和恐怖分子資金籌集。
- 提供年度培訓，以確保所有相關員工了解其個人責任和需遵守的程序。

本集團為員工制定了舉報政策和敢於發言政策。員工可以在不透露身份的情況下報告任何涉嫌違規行為或不當行為，以確保舉報人能夠堅持本集團的職業道德標準，而不必擔心受到報復。

OPERATION PRACTICES (Continued)

Anti-corruption (Continued)

We take initiatives to enhance employees' awareness and understanding of business ethics. The Group has organised the corruption and bribery prevention trainings during the reporting period. For example, employees of the Company receive annual refresher training and updates on important compliance guidelines, and at YF Life the Independent Commission Against Corruption is invited to provide annual workshop to strengthen employees' awareness towards possible misconduct. To enhance corporate management, we standardise our expenditures through the Regulations on Financial Expenditure Management by clearly documenting the various approval requirements of different expenditures by their nature and amount.

During the reporting period, there was no reported non-compliance relating to corruption or money laundering.

Supply chain and counterparties management

At YF Life, we are committed to upholding high standard of quality and social responsibility in our dealing with suppliers. The Group work with a range of suppliers to support our operations, including information technology. Through taking prudent approach, we assess and select our suppliers based on capability, pricing, certifications, availability of local support, and possible synergy from leveraging other services.

For our other financial services, effective counterparty and transaction due diligence processes are vital to our business operation as to form long-term partnerships with our valued business partners. We promote an ownership system where service/business users within the Company are responsible for selecting the counterparties and entering into transactions. The users are responsible for gathering sufficient information and using an appropriate mechanism to address different business, financial, legal, and compliance-related concerns raised by relevant internal functions. Once all concerns are addressed and cleared by the relevant internal functions governed by the internal new business approval process, the proposed transactions are then recommended to senior management for final approval and execution. Significant concerns and issues identified will be escalated to the senior management and Risk Oversight Committee for thorough review and discussion to determine the next course of action to be taken.

經營規範(續)

反貪污(續)

我們主動提高員工對商業道德的認識和了解。於報告期內，本集團組織開展了反貪污賄賂培訓。如本公司的員工每年都會接受重要合規指引的鞏固培訓和更新培訓。在萬通保險，我們邀請廉政公署開展年度研討會，以強化員工對可能不當行為的認識。為加強企業管理，我們在《財務開支管理條例》明確規定各種開支按其性質和金額所需的不同批准要求，進而對開支進行規範和系統化管理。

於報告期內，不存在有關貪污或洗錢的已報告違規事件或已完結個案。

供應鏈及交易對手管理

在萬通保險，我們致力於在與供應商進行交易時堅持和維持高水平之質量和社會責任。本集團與一系列供應商合作來為我們的業務運營(包括信息技術)提供支持。我們採取審慎方案，根據供應商的能力、價格、認證、當地支援的可用性以及利用其他服務的可能協同效應來評估和選擇供應商。

對於我們其他金融服務，就與我們尊貴的商業夥伴建立長期合作關係而言，有效的交易對手及交易盡職調查流程對於我們的業務運營至關重要。我們推行所有權制度，本公司的服務／業務用戶負責選擇交易對手及訂立交易。該用戶有責任收集足夠之信息並使用適當之機制來解決集團內部職能部門提出之不同業務、財務、法律及合規性相關問題。根據內部新業務審批流程，在內部職能部門確認解決所有關注事項後，建議交易屆時由高級管理層推薦以作最終批准及執行。經確定的重大關注事項及問題，建議將提交至本集團高級管理層及風險監督委員會進行徹底審查及討論，以確定下一步行動。

Environmental, Social and Governance Report

環境、社會及管治報告

OPERATION PRACTICES (Continued)

Supply chain and counterparties management (Continued)

As part of the implementation of the counterparty management policy, our risk management, finance, legal and compliance teams review the transaction terms and related documents and determine the need for, and depth of, additional due diligence of counterparties including counterparty risk and the corresponding extent of on-boarding procedures required. We have outlined the activities and types of counterparties that the Company does not associate with, such as those where there is evidence of forced or child labour and certain transactions involving market misconduct, mis-selling, or those with negative publicity. For service quality maintenance purposes, we continue monitoring all existing counterparties' market reputation and business practice.

The Group has developed a comprehensive set of tendering and quotation procedures to engage the most suitable service providers with tailored selection criteria in areas such as product/service quality and internal control and risk management of various operational risks including credit, reputational and concentration risks.

The Group has extended responsibilities and standards in relation of environmental protection and social compliance to our suppliers, which we prioritise working with environmentally and socially responsible suppliers. The Group expects fair and equal employment practices from our suppliers and has zero tolerance for unethical treatment, illegal labour practices, and any form of discrimination. Regular performance monitoring and evaluation are carried out to assess and evaluate the performance of our suppliers and identify risks that may impact the Group.

Project management and quality control team are established to maximise automation and segregation of duties for the internally developed service provision processes. These teams liaise with different areas of operations, including the development of different product initiatives, financial infrastructure, and applications, by developing a procedural manual and conducting regular progress meetings. The teams ensure quality services and products as per the standard set by senior management.

During the reporting period, the Group engage with 89 suppliers of which 87% are based in Hong Kong.

經營規範 (續)

供應鏈及交易對手管理 (續)

作為執行交易對手管理政策之一部分，我們的風險管理、財務、法律及合規團隊審查交易條款及相關文件，並確定交易對手之額外盡職調查之需要及深度，包括交易對手風險及相應引導程序之程度要求。我們概述與本公司無關聯之交易對手之活動及類型，例如有證據表明存在強迫或童工勞動及若干涉及市場失當、誤銷或負面宣傳之交易。為維持服務質素，我們繼續監控所有現有交易對手之市場聲譽及商業慣例。

本集團已製定一套全面的招標及報價程序，按在以下範疇所定制的選擇標準，委聘最適合之服務提供商：例如產品／服務質量連同內部控制及各種營運風險（包括信用、聲譽及集中風險）的風險管理。

本集團已將環境保護和社會合規方面的責任和標準擴展至我們的供應商，我們優先與對環境和社會負責任的供應商合作。本集團期望其供應商展現公平和平等的僱傭實務，並對不道德待遇、非法勞工實務和任何形式的歧視採取零容忍政策。我們會定期進行表現監督和評價，以評估和評價我們供應商的表現，並識別可能影響本集團的風險。

我們設立了項目管理和質量控制團隊，以盡量增加內部開發服務提供過程的自動化及職責分離。這些團隊與不同運營領域進行聯絡，包括通過制定程序手冊及定期舉行進度會議開發不同產品計劃、金融基礎設施及應用。團隊確保高質素服務及按照高級管理層設定之標準及時交付產品。

於報告期內，本集團與89家供應商合作，其中87%的供應商位於香港。

ENVIRONMENT & COMMUNITY

Environment

Use of resources

We operate in a way that respects nature as we recognise that every decision we make, and choices enacted, can influence the future of the planet. We are committed to minimising environmental impacts from our operations to respond to climate-related risks by adopting energy-saving practices and technologies.

Among the Main Subsidiary's equipment use within the office environment, the network units consume the most energy. The 24x7 cooling system with open-rack design helps to control the energy efficiency at office's network room. In the rented data centers, there is a 24x7 cooling technology system with airflow optimization and open-rack design for reducing energy consumption.

To embrace a green office culture, we adhere to principles of reduce, recycle and reuse to maintain resource efficiency in our daily operations and further minimise our already low impact on our planet. We adopted various green practices to improve energy efficiency, reduce water consumption and manage paper usage as follows:

- Switching off idle lightings, air conditioning and electrical appliances to reduce energy consumption;
- Encouraging double-sided printing and using recycled paper for printing and copying;
- Encouraging use of recycled envelopes for internal courier service;
- Encouraging staff to prioritise the use of email and electronic communications; and
- Setting up recycling bins in office areas

YF Life has joined Energy Efficiency of Lighting Installations under Buildings Energy Efficiency Ordinance that requires professional engineers to calculate the energy consumption and guide the E&M contractors in following the regulatory requirements. During new office renovations, it prefers LED lights over fluorescent lights to reduce electricity consumption.

環境與社區

環境

使用資源

我們以尊重自然的方式從事經營活動，因為我們意識到，我們的每一個決策和選擇都會影響到地球的未來。我們致力於通過節能實踐和技術，盡量減少我們業務運營對環境的影響，以應對氣候相關風險。

在主要子公司辦公室使用的設備中，網絡單元消耗最多能源。辦公室網絡機房採用全年無休開放式機架冷卻系統，有助於控制能源效率。在租用的數據中心，有一個全年無休的冷卻技術系統，具有氣流優化和開放式機架設計，以降低能源消耗。

為了踐行綠色企業文化，我們堅持減少、循環及再利用之原則，以在日常運營中保持資源效率，並進一步減少我們對地球已經很低的影響。我們採用各種綠色實踐來提高能源效率、減少用水量和管理紙張的使用，該等綠色實踐實例包括：

- 通過關閉閒置照明、空調及電器來減少能源消耗；
- 使用再生紙進行打印及複印、雙面打印及複印；
- 使用可回收信封進行 部快遞服務；
- 鼓勵員工優先使用電子郵件和電子通訊方式；及
- 在辦公區域設置回收箱。

萬通保險參與了《建築物能源效益條例》下的照明裝置能源效益計劃，該條例要求專業工程師計算能源消耗量，並指導機電承建商遵守監管要求。在新辦公室裝修期間，本公司優先考慮發光二極管（LED）燈泡而不是熒光燈，以減少用電量。

Environmental, Social and Governance Report

環境、社會及管治報告

ENVIRONMENT & COMMUNITY (Continued)

Environment (Continued)

Use of resources (Continued)

Transitioning to a paperless operation has been an ongoing priority for the Group, to not only reduce our reliance on traditional paperwork, but also enables us to pursue opportunities in efficiency and flexibility. YF Life has also been progressively digitalising its business operations. FinTech mobile applications including online application, electronic policy issue, online payment, ePolicy Services and claims have been further enhanced. In the coming years, it will continue enhance those applications to enrich the functionalities and improve customer experiences as well as reducing our environmental impact while improving efficiency in operations.

Details of electricity, water and paper consumption at our offices are summarised in the table below.

Summary of resources consumptions

Use of resources 使用資源	Unit 單位	2021 二零二一年	2022 二零二二年
Electricity 電	kWh 千瓦時	3,805,874	2,546,489 ⁴
Water ⁵ 水 ⁵	m ³ 立方米	613 ⁶	640
Paper (A3) 紙 (A3)	Sheets 張	110,731	77,841 ⁷
Paper (A4) 紙 (A4)	Sheets 張	8,562,908	7,827,625

⁴ The Company's Beijing office and one YF Life Hong Kong office were closed in 2022, causing the drop in electricity consumption.

⁵ Since the water consumption of some offices was managed by the buildings' property management, we cannot obtain the actual water consumption data. Hence the reported water consumption excluded these offices, which include the Company's Hong Kong office, ten YF Life Hong Kong offices and three YF Life Macao offices.

⁶ The water consumption in 2021 is amended to align with the scope in 2022.

⁷ Paper consumption reduction in 2022 reflects our efforts in the transition to a paperless operation.

環境與社區 (續)

環境 (續)

使用資源 (續)

向無紙化營運轉型一直是本集團的首要任務，因其不僅可減少我們對傳統文書工作的依賴，還可以讓我們尋求效率和靈活性方面的機遇。萬通保險也逐步將其業務營運數字化。在線申請、出具電子保單、在線支付、ePolicy (電子保單) 服務、理賠等金融科技移動應用程序進一步完善。在未來幾年，我們致力於進一步增強這些應用程序、豐富其功能和改善客戶體驗，並在提高營運效率的同時減少我們對環境的影響。

我們辦事處的電、水和紙消耗詳情見下表。

資源消耗概況

⁴ 公司的北京辦公室及一個萬通保險香港辦公室於二零二二年關閉，導致用電量下降。

⁵ 由於部分辦公室的用水是由大廈物業管理負責管理，我們無法獲得實際的用水量數據。因此報告的用水量排除了該等辦公室，其中包括公司的香港辦公室，十個萬通保險香港辦公室以及三個萬通保險澳門辦公室。

⁶ 二零二一年的用水量作出了修訂，以與二零二二年的報告範圍保持一致。

⁷ 二零二二年的紙張消耗減少反映了我們向無紙化營運轉型的努力。

ENVIRONMENT & COMMUNITY (Continued)

Emissions

Due to the nature of our business operations, we do not produce significant direct environmental emissions such as air emission, discharges to water and land, and the generation of hazardous and non-hazardous wastes, and do not consider such emissions to be material. However, we are aware of the carbon emissions from our electricity consumption and strive to minimise energy consumption in our offices, servers, and data centres.

YF Life is also taking measures in the renovation work of new office to reduce air emissions. For example, its contractor uses eco-friendly materials such as Zero Formaldehyde Emission (E0 standard) composite boards and Ecological (ECO) glues for all the wallpapers and carpets.

During the reporting period, there was no material non-compliance regarding environmental emissions reported.

The environmental and natural resources

The Group has been committed to protect the environment by incorporate ESG considerations into business. At YF Life, Barings LLC is appointed to be the investment manager of fixed-income assets portfolio, who is a signatory of the United Nation's Principle of Responsible Investment and has incorporated ESG factors into its rigorous investment analysis process. Such integration of ESG factors into the investment process provides better insights into long-term risks and opportunities and enhances the stability of our portfolio.

We seek to work with top-tier fund managers for our wealth management services, which have incorporated fundamental ESG considerations into their investment decisions. We select mutual fund partners by focusing on new industries and avoid investment in industries with negative ESG impacts. As part of our due diligence procedures, we also conduct news screening on funds to better understand their ESG performance. Any adverse media identified, including ESG-related ones, may trigger further investigation or clarification with the fund managers, depending on the nature of the issue.

The Group recognises the importance of integrating ESG factors into the decision-making of our investment strategies and financial services. While we have not formulated specific policies or guidelines, we are considering incorporating ESG factors in our investment strategies and financial services.

環境與社區 (續)

排放

由於我們的業務運營性質，我們不會產生大量直接的環境排放(如廢氣排放，向水體和土地的排污以及有害及無害廢棄物的產生)，且我們認為此類排放均不重大。但我們確實意識到由電力消耗造成的碳排放，並力求最大限度地減少辦公室以及服務器和數據中心的能源消耗。

萬通保險也在新辦公室的裝修工程中採取減少廢氣排放措施。例如，其承包商使用環保材料，如所有壁紙和地毯也采用零甲醛排放(E0標準)複合板和生態(ECO)膠水。

於報告期內，未報告有關環境排放的重大違規情況。

環境及天然資源

本集團一直致力於通過將環境、社會及管治考慮因素納入我們的業務考慮範圍來保護環境。在萬通保險，已委任Barings LLC擔任我們固定收益資產投資組合的投資經理。巴林銀行為聯合國的原則型投資原則的支持者，將環境、社會及管治因素納入了嚴格的投資分析流程。通過將環境、社會及管治因素融入投資流程，我們在長期風險及機遇方面能提供更為深刻的洞察，我們投資組合的穩定性已有所增強。

對於我們的財富管理服務，我們尋求與頂級基金管理人合作，這些基金管理人已將基本的環境、社會及管治考慮因素納入投資決策中。在選擇共同基金合作夥伴時，我們主要專注新行業，並避免投資於負面環境、社會及管治影響的行業。作為我們盡職調查程序的一部分，我們還會對基金進行新聞篩查，以便更好地了解其環境、社會及管治績效。所發現的任何負面新聞，包括與環境、社會及管治相關的新聞，都可能引發對基金管理人進行進一步調查或澄清，具體取決於問題性質。

本集團意識到將環境、社會及管治因素納入到我們的投資策略和金融服務決策中的重要性。雖然我們尚未制定具體政策或指引，但我們正在考慮將環境、社會及管治考慮因素納入我們的投資策略和金融服務。

Environmental, Social and Governance Report

環境、社會及管治報告

ENVIRONMENT & COMMUNITY (Continued)

Climate change

Climate change is undoubtedly one of the greatest challenges faced by the world today. We must be prepared to manage such risks to minimise impacts to our business.

Physical risks of climate change brought by extreme events can be far-reaching and affect the quality of life for our communities, which will lead to significant disruptions to our businesses in the long term, adversely impacting economic output, and damaging asset and properties. Moreover, transition risks pose a significant near-term threat to our operation. From the transition to a low-carbon economy, assets of carbon-intensive companies may deteriorate, affecting the portfolio's returns. Extreme weather changes the market needs on insurance products and services, creating a strategic risk to overall business viability.

Community Investment

We leverage our influence and resources to build greater resilience and more sustainable livelihoods. The Group works closely with the charitable organisation that align with our visions through active engagement and investing in meaningful initiatives to the maximum practicable extent to charitable organisations.

YF Life Jr. Space Camp Program

The “YF Life Jr. Space Camp Program” was a first of its kind programme started by YF Life Insurance International Ltd. in 1999 to provide simulated astronaut training for children from Hong Kong and Macao. Since its inception, this program has helped over 150 children make their space dreams come true. With its all-round, innovative, and unique training methodology, the program is designed to spark and nurture children's interest in space exploration and advanced aerospace technology and strengthen the parent-child bond through a series of parent-child collaboration activities. The program's slogan, “It is Possible!” encourages children to disregard the difficulties, and to reach out their dreams with courage and perseverance.

With the spread of COVID-19 and in the interests of all participants' health and safety, the YF Life Jr. Space Camp Program was suspended for three years. We will resume the program in the coming year due to easing of pandemic control measures.

環境與社區 (續)

氣候變化

氣候變化無疑是當今世界面臨的最大挑戰之一。我們必須做好準備，管理此類風險，以盡量減少其對我們業務的影響。

與極端事件所帶來的氣候變化相關的物理風險可能影響深遠，並影響我們社區生活質量，長期而言，將對我們的業務造成重大干擾，對經濟產出產生不利影響，並有損資產和財產。此外，轉型風險對我們的業務運營構成短期內的重大的威脅。由於向低碳經濟轉型，碳密集型企業的資產可能惡化，從而影響投資組合的回報。極端氣候改變了關於保險產品和服務的市場需求，為整體業務可行性帶來戰略風險。

社區投資

我們利用我們的影響力和資源來增強業務韌性和發展更可持續生計。本集團與符合本集團之願景的慈善組織緊密合作，通過積極參與並在最大可行範圍內投資於對慈善組織有意義的舉措。

「萬通保險小太空人訓練計劃」

「萬通保險小太空人訓練計劃」於一九九九年由萬通保險國際有限公司發起，是首個為香港及澳門小朋友提供模擬太空人訓練的計劃。該計劃自創辦以來，已成就了超過150名小朋友實現他們的太空夢想；透過全面及別具創意的培訓方式，激發和培養小朋友對太空探索和先進航空航天技術的興趣，並通過一系列親子協作活動，增進親子感情。藉著「It is Possible!」的計劃口號，我們鼓勵小朋友不畏困難，憑勇氣和毅力實現自身夢想。

在新型冠狀病毒肺炎疫情蔓延的情況下，為保障所有參與者的健康和 safety，萬通保險小太空人訓練計劃暫停舉辦三年。由於疫情防控措施放鬆，我們將在來年重新啟動該計劃。

ENVIRONMENT & COMMUNITY (Continued)

Community Investment (Continued)

Own the Future with COVID-19 protections

The pandemic has inundated us with numerous challenges to our daily lives and the Group continued to offer multiple protections for our customers and HK\$1.2 million benefit payment was made, including Hospital Income Benefit, Pre-hospitalization Outpatient Benefit, COVID Test Protection, Protection for Adverse Effects following Immunization and Death Benefits. With tightening of social distancing measures, people have inevitably tended to grow further apart and therefore we have launched a campaign, “Lessons Learnt From the Epidemic” that illustrates a series of heart-warming stories from our consultants and customers, to encourage everyone to stay optimistic and radiate positive energy to people around us. In line with the launch of the campaign, we have given away 4,000 packs of anti-epidemic gift sets. We have also donated Rapid Antigen Test (RAT) kits and face masks to various community organisations, our staff and front line consultants to help prevent the spread of the virus in the community.

Participation and sponsorships in social and environmental events

We also actively participate in charitable events organised by non-governmental organisations (“NGOs”). In 2022, we continued to participate in and make monetary donations to the Virtual Walk for Millions, Skip Lunch Day, Dress Casual Day, and Love Teeth Day organised by The Community Chest of Hong Kong. In addition, we have also participated in the World Sight Day 2022 and Action for Sight 2022 organised by Orbis in Hong Kong and Macao, respectively.

To raise public awareness on climate change, we participated in the Lai See Reuse and Recycling Program organised by Greeners Actions and the Earth Hour 2022 organised by the World Wide Fund for Nature. Employees were encouraged to participate in these community events and make donations to show their support.

環境與社區 (續)

社區投資 (續)

在新冠肺炎疫情保障下掌握未來

疫情為我們的日常生活帶來重重挑戰，本集團繼續為客戶提供多重保障，並已支付給付120萬港元，包括住院現金津貼、住院前門診保障、新冠病毒檢測保障、免疫接種後不良反應保障，以及身故保障。隨著保持社交距離措施收緊，人們不可避免地日漸疏遠，因此我們發起了一項活動「疫情的經驗與啓示」，闡述了一系列我們的顧問和客戶的暖心故事，以鼓勵大家保持樂觀，向周圍人散發正能量。為配合活動的開展，我們分發了4000包抗疫禮包。我們還向各個社區團體、我們的員工和前線顧問捐贈了快速抗原檢測試劑盒和口罩，以協助防止病毒在社區中傳播。

參與及贊助社會和環境活動

我們亦積極參與非政府組織舉辦的慈善活動。於二零二二年，除透過捐款參加香港公益金的「線上百萬行」、「公益行善『折』食日」、「便服日」和「公益愛牙日」外，我們亦分別在香港和澳門參加了奧比斯的「世界視覺日2022」及「愛眼行動2022」。

為了提高公眾對氣候變化的認識，我們參加了綠領行動組織的「利是封回收重用大行動」以及由世界自然基金會組織的「地球一小時2022」活動。我們鼓勵員工參與公益活動並進行捐款，藉此出一分力。

Environmental, Social and Governance Report

環境、社會及管治報告

ENVIRONMENT & COMMUNITY *(Continued)*

Community Investment *(Continued)*

Participation and sponsorships in social and environmental events *(Continued)*

Moreover, we participated in Blood Transfusion Day 2022 co-organised by Lions Clubs International District 303 and Hong Kong Red Cross, and “LUAHK Charity Sales” organised by the Life Underwriters Association of Hong Kong (“LUAHK”), to inspire and empower our employees to actively respond to the needs of the communities surrounding us.

The Group has enhanced the overall cultural literacy of our society and the public by sponsoring and promoting the development of local art groups in Hong Kong, creating widespread interest among the general public for the refinement and elegance of arts. YF Life has been the major founding patrons of Hong Kong Arts Festival Foundation with a donation amount of HK\$3 million, which supports the development of art projects and create a transformative impact in the long run.

環境與社區 *(續)*

社區投資 *(續)*

參與及贊助社會和環境活動 *(續)*

此外，我們還參加了由國際獅子總會中國港澳303區和香港紅十字會合辦的「2022年愛心捐血日」活動，以及由香港人壽保險從業員協會（「保協」）舉辦的「保協慈善義賣活動」，以激勵和助力我們的員工積極響應周圍社區的需求。

本集團透過贊助及推動香港本地藝術團體的發展，吸引公眾對優雅藝術的廣泛關注，提升社會及公眾的整體文化素養。萬通保險一直是香港藝術節基金會的主要創始贊助人，捐款達300萬港元，助力藝術項目的發展，並產生深遠的變革性影響。

Environmental, Social and Governance Report

環境、社會及管治報告

APPENDIX: HKEX ESG REPORTING GUIDE INDEX

附錄：香港交易所《環境、社會及管治報告指引》索引

	Aspects 範疇	Section 章節	Remarks 備註
A	Environmental 環境		
A1	Emissions 排放物		
	General Disclosure 一般披露	Environment 環境	
	(a) Policies and (b) Compliance with relevant laws and regulations that have a significant impact on the issuer		
	relating to air and greenhouse gas emissions, discharges into water and land, and generation of hazardous and non-hazardous waste. 有關廢氣及溫室氣體排放、向水及土地的排污、有害及無害廢棄物的產生等的：		
	(a) 政策；及 (b) 遵守對發行人有重大影響的相關法律及規例		
A1.1	The types of emissions and respective emission data 排放物的種類及相關排放資料	–	Due to our business nature, no significant amount of air emission was generated. 由於我們的業務性質，未有產生重大數量的有害廢棄物。
A1.2	Direct (Scope 1) and energy indirect (Scope 2) greenhouse gas emissions in total (in tonnes) and, where appropriate, intensity (e.g. per unit of production volume, per facility). 直接(範圍1)及能源間接(範圍2)溫室氣體排放量(以噸計算)及(如適用)密度(如以每產量單位、每項設施計算)。	–	Greenhouse gas emissions are not identified as material to the Group. We will continue to observe any regulatory changes to review our disclosure in the future. 溫室氣體排放未被識別為對本集團屬重要。我們將持續遵循監管變化，同時審核未來相關披露。

Environmental, Social and Governance Report

環境、社會及管治報告

APPENDIX: HKEX ESG REPORTING GUIDE INDEX (Continued)

附錄：香港交易所《環境、社會及管治報告指引》索引(續)

Aspects 範疇	Section 章節	Remarks 備註
<p>A1.3 Total hazardous waste produced (in tonnes) and, where appropriate, intensity (e.g. per unit of production volume, per facility).</p> <p>所產生有害廢棄物總量(以噸計算)及(如適用)密度(如以每產量單位、每項設施計算)。</p>	–	<p>Due to our business nature, no significant amount of hazardous waste was generated.</p> <p>由於我們的業務性質，未有產生重大數量的有害廢棄物。</p>
<p>A1.4 Total non-hazardous waste produced (in tonnes) and, where appropriate, intensity (e.g. per unit of production volume, per facility).</p> <p>所產生無害廢棄物總量(以噸計算)及(如適用)密度(如以每產量單位、每項設施計算)。</p>	–	<p>Non-hazardous wastes are not identified as material to the Group and no data was tracked.無害廢棄物未被識別為對本集團屬重要，因此未跟蹤相關數據。</p>
<p>A1.5 Description of emission target(s) set and steps taken to achieve them</p> <p>描述所訂立的排放量目標及為達到這些目標所採取的步驟。</p>	Environment 環境	<p>Emissions and wastes are not considered to be the most material issues comparatively given the Group's business nature. While we put effort to reduce our negative environmental impact, currently specific targets with respect to these aspects are not defined.</p> <p>鑒於本集團的業務性質，相對而言，排放和廢棄物並不被認為是最重要的問題。雖然我們努力減少對環境的負面影響，但目前尚未界定與這些方面相關的具體目標。</p>
<p>A1.6 Description of how hazardous and non-hazardous wastes are handled, and a description of reduction target(s) set and steps taken to achieve them</p> <p>描述處理有害及無害廢棄物的方法，及描述所訂立的減廢目標及為達到這些目標所採取的步驟。</p>	–	<p>Emissions and wastes are not considered to be the most material issues comparatively given the Group's business nature. While we put effort to reduce our negative environmental impact, currently specific targets with respect to these aspects are not defined.</p> <p>鑒於本集團的業務性質，相對而言，排放和廢棄物並不被認為是最重要的問題。雖然我們努力減少對環境的負面影響，但目前尚未界定與這些方面相關的具體目標。</p>

Environmental, Social and Governance Report

環境、社會及管治報告

APPENDIX: HKEX ESG REPORTING GUIDE INDEX (Continued)

附錄：香港交易所《環境、社會及管治 報告指引》索引(續)

Aspects 範疇	Section 章節	Remarks 備註
A2 Use of Resources 資源使用		
General Disclosure 一般披露 Policies on the efficient use of resources, including energy, water, and other raw materials. 有關有效使用資源(包括能源、水及其他原材料)的政策。	Environment 環境	
A2.1 Direct and/or indirect energy consumption by type (e.g. electricity, gas or oil) in total (kWh in '000s) and intensity (e.g. per unit of production volume, per facility). 按類型劃分的直接及／或間接能源(如電、氣或油)總耗量(以千個千瓦時計算)及密度(如以每產量單位、每項設施計算)。	Environment 環境	
A2.2 Water consumption in total and intensity (e.g. per unit of production volume, per facility). 總耗水量及密度(如以每產量單位、每項設施計算)。	Environment 環境	
A2.3 Description of energy use efficiency target(s) set and steps taken to achieve them 述所訂立的能源使用效益目標及為達到這些目標所採取的步驟。	Environment 環境	The Group is reviewing its operations and environmental performance in considering target setting on energy and water consumption.
A2.4 Description of whether there is any issue in sourcing water that is fit for purpose, water efficiency target(s) set and steps taken to achieve them 描述求取適用水源上可有任何問題，以及所訂立的用水效益目標及為達到這些目標所採取的步驟。	Environment 環境	本集團正檢討其業務營運及環境表現以考慮設定能源及用水量目標。
A2.5 Total packaging material used for finished products (in tonnes) and, if applicable, with reference to per unit produced. 製成品所用包裝材料的總量(以噸計算)，及(如適用)每生產單位佔量。	Environment 環境	Due to our business nature, no significant amount of packaging material was used. 由於我們的業務性質，未有使用重大數量的包裝材料。

Environmental, Social and Governance Report

環境、社會及管治報告

APPENDIX: HKEX ESG REPORTING GUIDE INDEX (Continued)

附錄：香港交易所《環境、社會及管治
報告指引》索引(續)

Aspects 範疇	Section 章節	Remarks 備註
A3		
The Environment and Natural Resources 環境及天然資源		
General Disclosure 一般披露	Environment 環境	
Policies on minimizing the issuer's significant impact on the environment and natural resources. 有關減低發行人對環境及天然資源造成重大影響的政策。		The Group's businesses are mainly conducted in offices and hence there is insignificant impact on the environment and natural resources.
A3.1 Description of the significant impacts of activities on the environment and natural resources and the action taken to manage them. 描述業務活動對環境及天然資源的重大影響及已採取管理有關影響的行動。	Environment 環境	本集團的業務主要在辦公室進行，因此對環境和自然資源的影響不大。
A4		
Climate Change 氣候變化		
General Disclosure 一般披露	Environment 環境	
Policies on identification and mitigation of significant climate-related issues which have impacted, and those which may impact, the issuer. 識別及應對已經及可能會對發行人產生影響的重大氣候相關事宜的政策。		
A4.1 Description of the significant climate-related issues which have impacted, and those which may impact, the issuer, and the actions taken to manage them. 描述已經及可能會對發行人產生影響的重大氣候相關事宜，及應對行動。	Environment 環境	

Environmental, Social and Governance Report

環境、社會及管治報告

APPENDIX: HKEX ESG REPORTING GUIDE INDEX (Continued)

附錄：香港交易所《環境、社會及管治報告指引》索引(續)

Aspects 範疇	Section 章節	Remarks 備註
B Social 社會		
B1 Employment 僱傭		
General Disclosure 一般披露	Employment 僱傭	
(a) Policies; and (b) compliance with relevant laws and regulations that have a significant impact on the issuer		
relating to compensation and dismissal, recruitment and promotion, working hours, rest periods, equal opportunity, diversity, anti-discrimination, and other benefits and welfare. 有關薪酬及解僱、招聘及晉升、工作時數、假期、平等機會、多元化、反歧視以及其他待遇及福利的：		
(a) 政策；及 (b) 遵守對發行人有重大影響的相關法律及規例。		
按性別、僱傭類型(如全職或兼職)、年齡組別及地區劃分的僱員總數。		
B1.1 Total workforce by gender, employment type (for example, full- or part-time), age group and geographical region. 按性別、僱傭類型、年齡組別及地區劃分的僱員總數。	Employment 僱傭	

Environmental, Social and Governance Report

環境、社會及管治報告

APPENDIX: HKEX ESG REPORTING GUIDE INDEX (Continued)

附錄：香港交易所《環境、社會及管治
報告指引》索引(續)

Aspects 範疇	Section 章節	Remarks 備註
B1.2 Employee turnover rate by gender, age group and geographical region. 按性別、年齡組別及地區劃分的僱員流失比率。	Employment 僱傭	
B2 Health and Safety 健康與安全		
General Disclosure 一般披露	Employee health and safety 僱員健康與 安全	
(a) Policies; and (b) Compliance with relevant laws and regulations that have a significant impact on the issuer		
relating to providing a safe working environment and protecting employees from occupational hazards. 有關提供安全工作環境及保障僱員避免職業性危害的：		
(a) 政策；及 (b) 遵守對發行人有重大影響的相關法律及規例。		
B2.1 Number and rate of work-related fatalities occurred in each of the past three years including the reporting year. 過去三年(包括匯報年度)每年因工亡故的人數及比率。	Employee health and safety 僱員健康與安全	
B2.2 Lost days due to work injury. 因工傷損失工作日數。	Employee health and safety 僱員健康與安全	
B2.3 Description of occupational health and safety measures adopted, and how they are implemented and monitored. 描述所採納的職業健康與安全措施，以及相關執行及監察方法。	Employee health and safety 僱員健康與安全	

Environmental, Social and Governance Report

環境、社會及管治報告

APPENDIX: HKEX ESG REPORTING GUIDE INDEX (Continued)

附錄：香港交易所《環境、社會及管治報告指引》索引(續)

Aspects 範疇	Section 章節	Remarks 備註
B3 Development and Training 發展與培訓		
General Disclosure 一般披露	Development and training 發展與培訓	
Policies on improving employees' knowledge and skills for discharging duties at work. Description of training activities. 有關提升僱員履行工作職責的知識及技能的政策。描述培訓活動。		
B3.1 The percentage of employees trained by gender and employee category (e.g. senior management, middle management). 按性別及僱員類別(如高級管理層、中級管理層)劃分的受訓僱員百分比。	Development and training 發展與培訓	
B3.2 The average training hours completed per employee by gender and employee category. 按性別及僱員類別劃分，每名僱員完成受訓的平均時數。	Development and training 發展與培訓	
B4 Labour Standards 勞工準則		
General Disclosure 一般披露	Employment 僱傭	
(a) Policies; and (b) compliance with relevant laws and regulations that have a significant impact on the issuer relating to preventing child and forced labour. 有關防止童工或強制勞工的：		
(a) 政策；及 (b) 遵守對發行人有重大影響的相關法律及規例。		
B4.1 Description of measures to review employment practices to avoid child and forced labour. 描述檢討招聘慣例的措施以避免童工及強制勞工。	Employment 僱傭	
B4.2 Description of steps taken to eliminate such practices when discovered. 描述在發現違規情況時消除有關情況所採取的步驟。	Employment 僱傭	

Environmental, Social and Governance Report

環境、社會及管治報告

APPENDIX: HKEX ESG REPORTING GUIDE INDEX (Continued)

附錄：香港交易所《環境、社會及管治 報告指引》索引(續)

Aspects 範疇	Section 章節	Remarks 備註
B5 Supply Chain Management 供應鏈管理		
General Disclosure 一般披露	Supply chain and counterparties management 供應鏈及交易對手管理	
Policies on managing environmental and social risks of the supply chain. 有關管理供應鏈的環境及社會風險的政策。	Supply chain and counterparties management 供應鏈及交易對手管理	
B5.1 Number of suppliers by geographical region. 按地區劃分的供應商數目。	Supply chain and counterparties management 供應鏈及交易對手管理	
B5.2 Description of practices relating to engaging suppliers, number of suppliers where the practices are being implemented, how they are implemented and monitored. 描述有關聘用供應商的慣例，向其執行有關慣例的供應商數目，以及相關執行及監察方法。	Supply chain and counterparties management 供應鏈及交易對手管理	
B5.3 Description of practices used to identify environmental and social risks along the supply chain, and how they are implemented and monitored. 描述有關識別供應鏈每個環節的環境及社會風險的慣例，以及相關執行及監察方法。	Supply chain and counterparties management 供應鏈及交易對手管理	
B5.4 Description of practices used to promote environmentally preferable products and services when selecting suppliers, and how they are implemented and monitored. 描述在揀選供應商時促使多用環保產品及服務的慣例，以及相關執行及監察方法。	Supply chain and counterparties management 供應鏈及交易對手管理	

Environmental, Social and Governance Report

環境、社會及管治報告

APPENDIX: HKEX ESG REPORTING GUIDE INDEX (Continued)

附錄：香港交易所《環境、社會及管治 報告指引》索引(續)

Aspects 範疇	Section 章節	Remarks 備註
B6 Product Responsibility 產品責任		
General Disclosure 一般披露	Product responsibility 產品責任	
(a) Policies; and (b) compliance with relevant laws and regulations that have a significant impact on the issuer		
relating to health and safety, advertising, labelling and privacy matters relating to products and services provided and methods of redress. 有關所提供產品和服務的健康與安全、廣告、標籤及 私隱事宜以及補救方法的：		
(a) 政策；及 (b) 遵守對發行人有重大影響的相關法律及規例。		
B6.1 Percentage of total products sold or shipped subject to recalls for safety and health reasons. 已售或已運送產品總數中因安全與健康理由而須回收 的百分比。	–	Not applicable to the Group's businesses. 對本集團的業務不適用。
B6.2 Number of products and service-related complaints received and how they are dealt with. 接獲關於產品及服務的投訴數目以及應對方法。	–	The Group is currently assessing the feasibility of collecting and disclosing such information. 本集團現正評估收集及披露 該等資料的可行性。
B6.3 Description of practices relating to observing and protecting intellectual property rights. 描述與維護及保障知識產權有關的慣例。	Intellectual property protection 知識產權保護	
B6.4 Description of quality assurance process and recall procedures. 描述質量檢定過程及產品回收程序。	–	Not applicable to the Group's businesses. 對本集團的業務不適用。
B6.5 Description of consumer data protection and privacy policies, how they are implemented and monitored. 描述消費者資料保障及私隱政策，以及相關執行及監 察方法。	Customer privacy and feedback 客戶私隱及 反饋	

Environmental, Social and Governance Report

環境、社會及管治報告

APPENDIX: HKEX ESG REPORTING GUIDE INDEX (Continued)

附錄：香港交易所《環境、社會及管治
報告指引》索引(續)

	Aspects 範疇	Section 章節	Remarks 備註
B7	Anti-corruption 反貪污		
	General Disclosure 一般披露	Anti-corruption 反貪污	
	(a) Policies; and (b) compliance with relevant laws and regulations that have a significant impact on the issuer		
	relating to bribery, extortion, fraud, and money laundering. 有關防止賄賂、勒索、欺詐及洗黑錢的：		
	(a) 政策；及 (b) 遵守對發行人有重大影響的相關法律及規例。		
B7.1	Number of concluded legal cases regarding corrupt practices brought against the issuer or its employees during the reporting period and the outcomes of the cases. 於匯報期內對發行人或其僱員提出並已審結的貪污訴 訟案件的數目及訴訟結果。	Anti-corruption 反貪污	
B7.2	Description of preventive measures and whistle- blowing procedures, how they are implemented and monitored. 描述防範措施及舉報程式，以及相關執行及監察方法。	Anti-corruption 反貪污	
B7.3	Description of anti-corruption training provided to directors and staff. 描述向董事及員工提供的反貪污培訓。	Anti-corruption 反貪污	

Environmental, Social and Governance Report

環境、社會及管治報告

Aspects 範疇	Section 章節	Remarks 備註
B8		
Community Investment 社區投資		
General Disclosure 一般披露	Community Investment 社區投資	
Policies on community engagement to understand the needs of the communities where the issuer operates and to ensure its activities take into consideration the communities' interests. 有關以社區參與來了解發行人營運所在社區需要和確保其業務活動會考慮社區利益的政策。		
B8.1	Community Investment 社區投資	
Focus areas of contribution (e.g. education, environmental concerns, labour needs, health, culture, sport). 專注貢獻範疇(如教育、環境事宜、勞工需求、健康、文化、體育)。		
B8.2	Community Investment 社區投資	
Resources contributed (e.g. money or time) to the focus area. 在專注範疇所動用資源(如金錢或時間)。		

Independent Auditor's Report

獨立核數師報告

INDEPENDENT AUDITOR'S REPORT TO THE MEMBERS OF YUNFENG FINANCIAL GROUP LIMITED

(Incorporated in Hong Kong with limited liability)

Opinion

We have audited the consolidated financial statements of Yunfeng Financial Group Limited ("the Company") and its subsidiaries ("the Group") set out on pages 134 to 349, which comprise the consolidated statement of financial position as at 31 December 2022, the consolidated income statement, the consolidated statement of comprehensive income, the consolidated statement of changes in equity and the consolidated cash flow statement for the year then ended and notes to the consolidated financial statements, including a summary of significant accounting policies.

In our opinion, the consolidated financial statements give a true and fair view of the consolidated financial position of the Group as at 31 December 2022 and of its consolidated financial performance and its consolidated cash flows for the year then ended in accordance with Hong Kong Financial Reporting Standards ("HKFRSs") issued by the Hong Kong Institute of Certified Public Accountants ("HKICPA") and have been properly prepared in compliance with the Hong Kong Companies Ordinance.

Basis for opinion

We conducted our audit in accordance with Hong Kong Standards on Auditing ("HKSAAs") issued by the HKICPA. Our responsibilities under those standards are further described in the Auditor's responsibilities for the audit of the consolidated financial statements section of our report. We are independent of the Group in accordance with the HKICPA's Code of Ethics for Professional Accountants ("the Code") and we have fulfilled our other ethical responsibilities in accordance with the Code. We believe that the audit evidence we have obtained is sufficient and appropriate to provide a basis for our opinion.

Key audit matters

Key audit matters are those matters that, in our professional judgement, were of most significance in our audit of the consolidated financial statements of the current period. These matters were addressed in the context of our audit of the consolidated financial statements as a whole, and in forming our opinion thereon, and we do not provide a separate opinion on these matters.

獨立核數師報告致雲鋒金融集團有限公司成員

(於香港註冊成立的有限公司)

意見

本核數師(以下簡稱「我們」)已審計列載於第134至第349頁的雲鋒金融集團有限公司(「貴公司」)及其附屬公司(「貴集團」)的綜合財務報表，此綜合財務報表包括於二零二二年十二月三十一日的綜合財務狀況表和截至該日止年度的綜合收益表、綜合全面收益表、綜合權益變動表和綜合現金流量表，以及綜合財務報表附註，包括主要會計政策概要。

我們認為，該等綜合財務報表已根據香港會計師公會頒布的《香港財務報告準則》真實而中肯地反映了貴集團於二零二二年十二月三十一日的綜合財務狀況及截至該日止年度的綜合財務表現及綜合現金流量，並已遵照香港《公司條例》妥為擬備。

意見基礎

我們已根據香港會計師公會頒布的《香港審計準則》進行審計。我們在該等準則下承擔的責任已在本報告「核數師就審計綜合財務報表承擔的責任」部分中作進一步闡述。根據香港會計師公會頒布的《專業會計師道德守則》(以下簡稱「守則」)，我們獨立於貴集團，並已履行守則中的其他專業道德責任。我們相信，我們所獲得的審計憑證是充足和適當地為我們的審計意見提供基礎。

關鍵審計事項

關鍵審計事項是根據我們的專業判斷，認為對本期綜合財務報表的審計最為重要的事項。這些事項是在我們審計整體綜合財務報表及出具意見時進行處理的。我們不會對這些事項提供單獨的意見。

INDEPENDENT AUDITOR'S REPORT TO THE MEMBERS OF YUNFENG FINANCIAL GROUP LIMITED (Continued)

獨立核數師報告致雲鋒金融集團有限公司成員(續)

Key audit matters (Continued)

關鍵審計事項(續)

Valuation of insurance contract provisions

保險合同準備金的估值

Refer to note 31 to the consolidated financial statements and the accounting policies at note 2(h).

請參閱綜合財務報表附註31和附註2(h)的會計政策。

The Key Audit Matter

How the matter was addressed in our audit

關鍵審計事項

我們的審計如何處理該事項

The Group has significant insurance contract provisions comprised of policyholders' deposits, future policyholders' benefits and unearned revenue liability amounted to HK\$72,042 million representing 82 per cent of the Group's total liabilities.

The computation of future policyholders' benefits involves the use of a reserving model and significant judgement over uncertain future outcomes, primarily the ultimate total settlement value of future policyholders' benefits. The estimation of these future policyholders' benefits includes the determination of economic assumptions, including investment yields and associated discount rates, and operating assumptions including mortality, morbidity, expenses and lapses.

We identified valuation of insurance contract provisions as a key audit matter because of its significance to the Group's consolidated financial statements and the significant degree of management judgement involved.

Our audit procedures to assess the valuation of insurance contract provisions with the involvement of our internal actuarial specialists included the following:

- assessing the Group's methodology for calculating the insurance contract provisions and the movements in insurance contract provisions during the year, including consideration of whether the movements are in line with the assumptions adopted by the Group, our understanding of developments in the business and expectation derived from market experience;
- assessing the reasonableness of the key assumptions adopted over the calculation of insurance contract provisions based on the relevant experience studies and future expectation;

貴集團有重大的保險合同準備金包括保單持有人的存款、未來保單持有人給付及未到期收入責任，總額為720.42億港元，佔貴集團負債總額的82%。

未來保單持有人給付的計算涉及使用準備金模型及對不確定未來收益的重大判斷，主要是未來保單持有人給付的最終結算價值總額。估計這些未來保單持有人給付包括確定經濟假設(包括投資收益和相關折現率)，以及經營假設(包括死亡率、發病率、費用和失效率)。

我們把保險合同準備金的估值列為關鍵審計事項，是因為其對貴集團綜合財務報表的重要性和所涉及的重大管理層判斷。

我們在內部精算專家的協助下，對評估保險合同準備金的估值執行的審計程序包括：

- 評估貴集團計算保險合同準備金的方法及其對本年度保險合同準備金變動的分析，包括考慮變動是否符合貴集團採納的假設、我們對業務發展的理解以及我們由市場經驗得出的預期；
- 根據相關經驗研究和對未來的預期，評估在計算保險合同準備金時採用的主要假設的合理性；

Independent Auditor's Report

獨立核數師報告

INDEPENDENT AUDITOR'S REPORT TO THE MEMBERS OF YUNFENG FINANCIAL GROUP LIMITED (Continued)

Key audit matters (Continued)

Valuation of insurance contract provisions (Continued)

The Key Audit Matter

How the matter was addressed in our audit

- testing the design, implementation and operating effectiveness of key controls over the insurance contract provisions valuation process, including the accuracy and completeness of policy data input into the actuarial models, assessment and approval of the methods and assumptions adopted over the calculation of insurance contract provisions as well as appropriate access and change management controls over the actuarial models;
- sample testing the future policyholders' benefits calculation of material product groups;
- assessing the methodology and assumptions used by the management in the Liability Adequacy Test ("LAT") calculation; and
- assessing whether the disclosures in relation to the assumptions used in the valuation of insurance contract provisions are compliant with the relevant accounting standard requirements and appropriately represent the sensitivities of the liabilities to alternative scenarios and inputs.

獨立核數師報告致雲鋒金融集團有限公司成員 (續)

關鍵審計事項 (續)

保險合同準備金的估值 (續)

關鍵審計事項

我們的審計如何處理該事項

- 測試保險合同準備金估值流程的關鍵控制的設計、實施及運作上的成效，包括測試輸入精算模型中的保單數據的準確性和完整性、評估及審批計算保險合同準備金時採用的方法和假設、以及與精算模型相關的適當訪問權及變更管理控制；
- 抽樣測試重大產品組合的未來保單持有人給付計算；
- 評估管理層在負債充足性測試計算中所採用的方法及假設；以及
- 評估與保險合同準備金估值中所使用假設相關的披露是否符合相關會計準則要求，並適當列示負債對替代方案和輸入值的敏感度。

INDEPENDENT AUDITOR'S REPORT TO THE MEMBERS OF YUNFENG FINANCIAL GROUP LIMITED (Continued)

獨立核數師報告致雲鋒金融集團有限公司成員(續)

Key audit matters (Continued)

關鍵審計事項(續)

Valuation of investments measured at fair value

投資公允價值的估值

Refer to note 25 and 5(a)(ii)(6) to the consolidated financial statements and the accounting policies at note 2(j).

請參閱綜合財務報表附註25和5(a)(ii)(6)以及附註2(j)的會計政策。

The Key Audit Matter

How the matter was addressed in our audit

關鍵審計事項

我們的審計如何處理該事項

As at 31 December 2022, the fair value of the Group's investments carried at fair value totalled HK\$32,740 million, of which HK\$7,223 million was classified as level 3 investments under the fair value hierarchy.

The valuation of level 3 investments within the investment portfolio involves significant judgement due to the lack of readily available pricing sources and the expert judgement involved in determining the appropriate valuation methodology and assumptions to be used.

We identified the valuation of investments measured at fair value as a key audit matter because of the degree of complexity involved in valuing level 3 investments and the significant degree of judgement exercised by management.

Our audit procedures to assess the fair value of level 3 investments with the involvement of our internal valuation specialists included the following:

- assessing the design and implementation of key controls over the valuation of level 3 investments;
- assessing the appropriateness of the valuation methodologies;
- assessing the reasonableness of a sample of the valuation assumptions;
- evaluating the management's valuation assessment and resulting conclusions to determine the appropriateness of the valuations recorded;
- assessing the appropriateness of the use of the net asset value reports provided by external fund administrators or the quoted price provided by external calculation agent when these are the pricing source of the level 3 investments at reporting date; and
- assessing whether the disclosures in relation to the level 3 investments are compliant with the relevant accounting requirements and appropriately present the sensitivities in the valuations based on alternative outcomes.

於二零二二年十二月三十一日，貴集團以公允價值計量的投資的公允價值總計327.40億港元，其中72.23億港元被分類為公允價值層級下的第三層級投資。

由於缺少易於獲得的定價來源且在確定適當的估值方法及假設時涉及專家判斷，因此，投資組合內的第三層級投資的估值涉及重大判斷。

我們把投資公允價值的估值列為關鍵審計事項，是因為第三層級投資估值所涉及的複雜程度，同時也因為管理層所作出的重大判斷。

我們在內部估值專家的協助下，對評估第三層級投資的公允價值執行的審計程序包括：

- 評估第三層級投資估值方面的關鍵控制的設計及實施；
- 評估估值方法的適當性；
- 評估估值假設樣本的合理性；
- 評價管理層估值評估及所得出的結論，以確定所記錄估值的適當性；
- 評估使用由外部基金管理人提供的資產淨值報告，或外部計算代理機構提供的報價作為第三層級投資報告日的定價來源的適當性；以及
- 評估與第三層級投資相關的披露是否符合相關會計準則要求，並基於替代結果恰當地列示估值的敏感度。

Independent Auditor's Report

獨立核數師報告

INDEPENDENT AUDITOR'S REPORT TO THE MEMBERS OF YUNFENG FINANCIAL GROUP LIMITED (Continued)

Key audit matters (Continued)

Recoverability and amortisation of Value of Business Acquired

Refer to note 23 to the consolidated financial statements and the accounting policies at note 2(h(v)).

The Key Audit Matter

How the matter was addressed in our audit

As at 31 December 2022, the Group has reported Value of Business Acquired ("VOBA") of HK\$10,418 million and amortisation of the VOBA of HK\$114 million for the year. The recoverability assessment and amortisation of the VOBA are based on the achieved and projected future premium and profit profile, which involves management making assumptions about future outcomes.

We identified the recoverability and amortisation of VOBA as a key audit matter because of its significance to the Group's consolidated financial statements and the significant degree of management judgement.

Our audit procedures to assess the recoverability and amortisation of VOBA with the involvement of our internal actuarial specialists included the following:

- assessing the calculation of the VOBA amortisation factors which includes assessing the reasonableness of assumptions relating to the projected future gross premium and profit profile;
- testing the accuracy of the calculations performed on the amortisation of VOBA;
- assessing management's recoverability assessment of the VOBA in the connection with the LAT calculation; and
- assessing whether the disclosures in relation to the amortisation of VOBA are compliant with the relevant accounting standard requirements.

獨立核數師報告致雲鋒金融集團有限公司成員(續)

關鍵審計事項(續)

收購業務價值的可收回性及攤銷

請參閱綜合財務報表附註23和附註2(h(v))的會計政策。

關鍵審計事項

我們的審計如何處理該事項

於二零二二年十二月三十一日，貴集團錄得本年度收購業務價值為104.18億港元，收購業務價值的攤銷為1.14億港元。收購業務價值的可收回性評估及攤銷是基於已實現及管理層基於假設對未來保費和利潤情況作出的預計。

我們把收購業務價值的可收回性及攤銷列為關鍵審計事項，是因為其對貴集團綜合財務報表的重要性和所涉及的重大管理層判斷。

我們在內部精算專家的協助下，對收購業務價值的可收回性及攤銷執行的審計程序包括：

- 評估收購業務價值的攤銷因數的計算，包括評估與估計未來毛保費和毛利潤相關的假設的合理性；
- 測試收購業務價值的攤銷計算的準確性；
- 結合負債充足性測試的計算，評估管理層對收購業務價值的可收回性評估；以及
- 評估與收購業務價值的攤銷相關的披露是否符合相關會計準則要求。

INDEPENDENT AUDITOR'S REPORT TO THE MEMBERS OF YUNFENG FINANCIAL GROUP LIMITED (Continued)

獨立核數師報告致雲鋒金融集團有限公司成員(續)

Key audit matters (Continued)

關鍵審計事項(續)

Recoverability and amortisation of deferred acquisition costs

遞延保單獲得成本的可收回性及攤銷

Refer to note 24 to the consolidated financial statements and the accounting policies at note 2(h(iv)).

請參閱綜合財務報表附註24和附註2(h(iv))的會計政策。

The Key Audit Matter

How the matter was addressed in our audit

關鍵審計事項

我們的審計如何處理該事項

As at 31 December 2022, the Group has reported deferred acquisition costs of HK\$5,428 million and amortisation of the DAC of HK\$744 million for the year. The recoverability assessment and amortisation of the DAC is based on the achieved and projected future premium and profit profile, which involves management making assumptions about future outcomes.

We identified the recoverability and amortisation of the DAC as a key audit matter because of its significance to the Group's consolidated financial statements and the significant degree of management judgement involved.

Our audit procedures to assess the recoverability and amortisation of the DAC with the involvement of our internal actuarial specialists included the following:

- assessing the calculation of the DAC amortisation factors which includes assessing the appropriateness of assumptions relating to the projected future deferrable expenses, future gross premium and profit profile;
- testing the accuracy of the calculations performed on the amortisation of DAC;
- assessing management's recoverability assessment of the DAC in the connection with the LAT calculation; and
- assessing whether the disclosures in relation to the amortisation of DAC is compliant with the relevant accounting standard requirements.

於二零二二年十二月三十一日，貴集團錄得本年度遞延保單獲得成本為54.28億港元，遞延保單獲得成本的攤銷為7.44億港元。遞延保單獲得成本的可收回性評估及攤銷是基於已實現及管理層基於假設對未來保費和利潤情況作出的預計。

我們把遞延保單獲得成本的可收回性及攤銷列為關鍵審計事項，是因為其對貴集團綜合財務報表的重要性和所涉及的重大管理層判斷。

我們在內部精算專家的協助下，對評估遞延保單獲得成本的可收回性及攤銷執行的審計程序包括：

- 評估遞延保單獲得成本的攤銷因數的計算，包括評估與估計未來遞延保單費用及未來毛保費和毛利潤相關的假設的合理性；
- 測試遞延保單獲得成本的攤銷計算的準確性；
- 結合負債充足性測試的計算，評估管理層對遞延保單獲得成本的可收回性評估；以及
- 評估與遞延保單獲得成本的攤銷相關的披露是否符合相關會計準則要求。

Independent Auditor's Report

獨立核數師報告

INDEPENDENT AUDITOR'S REPORT TO THE MEMBERS OF YUNFENG FINANCIAL GROUP LIMITED (Continued)

Key audit matters (Continued)

Impairment assessment of goodwill

Refer to note 22(a) to the consolidated financial statements and the accounting policies at note 2(d).

The Key Audit Matter	How the matter was addressed in our audit
As at 31 December 2022, the Group has recognised goodwill of HK\$1,826 million for the acquisition of YF Life Insurance International Limited ("YF Life").	Our audit procedures to assess the recoverability and amortisation of the DAC with the involvement of our internal actuarial specialists included the following:
There is a risk that the carrying value of goodwill may not be recoverable in full through the future cash flows to be generated from the relevant cash-generating unit ("CGU") to which the goodwill has been allocated. To assess the recoverable amount of goodwill, management calculated the appraisal value of YF Life as they considered this is the appropriate estimation of the recoverable amount of YF Life.	<ul style="list-style-type: none"> assessing the calculation of the DAC amortisation factors which includes assessing the reasonableness of assumptions relating to the projected future deferrable expenses, future gross premium and profit profile; testing the accuracy of the calculations performed on the amortisation of DAC; assessing management's recoverability assessment of the DAC in the connection with the LAT calculation; and assessing whether the disclosures in relation to the amortisation of DAC is compliant with the relevant accounting standard requirements.
We identified the impairment assessment of goodwill as a key audit matter because of its significance to the Group's consolidated financial statements and the significant degree of management judgement and estimation involved, particularly in the determination of the assumptions used in the calculation of the appraisal value.	

獨立核數師報告致雲鋒金融集團有限公司成員(續)

關鍵審計事項(續)

商譽減值評估

請參閱綜合財務報表附註22(a)和附註2(d)的會計政策。

關鍵審計事項	我們的審計如何處理該事項
於二零二二年十二月三十一日，貴集團就收購萬通保險國際有限公司(下稱「萬通保險」)確認了商譽18.26億港元。	我們在內部精算專家的協助下，對評估商譽減值評估執行的審計程序包括：
通過已分配商譽的相關現金產生單位所產生的未來現金流量而全額收回商譽的賬面值存在風險。為評估商譽的可收回金額，管理層已計算萬通保險的精算評估價值，因為管理層認為這是對萬通保險的可收回金額所作出的適當估計。	<ul style="list-style-type: none"> 根據我們對貴集團業務的理解及現行會計準則的規定，評估管理層對現金產生單位的識別以及對商譽的分配； 評估用於計算精算評估價值的方法的適當性； 基於以往經驗，預計未來經驗以及我們對業務發展的理解，評估所選假設的合理性；及 評估與商譽的減值風險評估相關的披露是否符合相關會計準則要求。
我們把商譽減值評估列為關鍵審計事項，是因為其對貴集團綜合財務報表的重要性和所涉及的重大管理層判斷和估計，尤其是對確定用於計算精算評估價值的假設而言。	

INDEPENDENT AUDITOR'S REPORT TO THE MEMBERS OF YUNFENG FINANCIAL GROUP LIMITED *(Continued)*

獨立核數師報告致雲鋒金融集團有限公司成員(續)

Other matter

Our audit was made for the purpose of forming an opinion on the consolidated financial statements taken as a whole. The reconciliation between HKFRSs and US generally accepted accounting principles included in note 50 is presented for purposes of additional analysis and is not a required part of the consolidated financial statements. Such information has been subjected to the auditing procedures applied in the audit of the consolidated financial statements and, in our opinion, is fairly stated in all material respects in relation to the consolidated financial statements taken as a whole.

其他事項

我們的審計是為了對綜合財務報表發表意見。附註50所載《香港財務報告準則》與美國公認會計準則之間的對賬乃為額外分析而呈列，並非綜合財務報表的必要組成部分。該等信息經過執行綜合財務報表審計所採用的審計程序，我們認為，該等信息在所有重大方面均中肯地呈列。

Information other than the consolidated financial statements and auditor's report thereon

The directors are responsible for the other information. The other information comprises all the information included in the annual report, other than the consolidated financial statements and our auditor's report thereon.

綜合財務報表及其核數師報告以外的信息

董事須對其他信息負責。其他信息包括刊載於年報內的全部信息，但不包括綜合財務報表及我們的核數師報告。

Our opinion on the consolidated financial statements does not cover the other information and we do not express any form of assurance conclusion thereon.

我們對綜合財務報表的意見並不涵蓋其他信息，我們亦不對該等其他信息發表任何形式的鑒證結論。

In connection with our audit of the consolidated financial statements, our responsibility is to read the other information and, in doing so, consider whether the other information is materially inconsistent with the consolidated financial statements or our knowledge obtained in the audit or otherwise appears to be materially misstated.

結合我們對綜合財務報表的審計，我們的責任是閱讀其他信息，在此過程中，考慮其他信息是否與綜合財務報表或我們在審計過程中所了解的情況存在重大抵觸或者似乎存在重大錯誤陳述的情況。

If, based on the work we have performed, we conclude that there is a material misstatement of this other information, we are required to report that fact. We have nothing to report in this regard.

基於我們已執行的工作，如果我們認為其他信息存在重大錯誤陳述，我們需要報告該事實。在這方面，我們沒有任何報告。

Independent Auditor's Report

獨立核數師報告

INDEPENDENT AUDITOR'S REPORT TO THE MEMBERS OF YUNFENG FINANCIAL GROUP LIMITED (Continued)

Responsibilities of the directors for the consolidated financial statements

The directors are responsible for the preparation of the consolidated financial statements that give a true and fair view in accordance with HKFRSs issued by the HKICPA and the Hong Kong Companies Ordinance and for such internal control as the directors determine is necessary to enable the preparation of consolidated financial statements that are free from material misstatement, whether due to fraud or error.

In preparing the consolidated financial statements, the directors are responsible for assessing the Group's ability to continue as a going concern, disclosing, as applicable, matters related to going concern and using the going concern basis of accounting unless the directors either intend to liquidate the Group or to cease operations, or have no realistic alternative but to do so.

The directors are assisted by the Audit Committee in discharging their responsibilities for overseeing the Group's financial reporting process.

Auditor's responsibilities for the audit of the consolidated financial statements

Our objectives are to obtain reasonable assurance about whether the consolidated financial statements as a whole are free from material misstatement, whether due to fraud or error, and to issue an auditor's report that includes our opinion. This report is made solely to you, as a body, in accordance with section 405 of the Hong Kong Companies Ordinance, and for no other purpose. We do not assume responsibility towards or accept liability to any other person for the contents of this report.

Reasonable assurance is a high level of assurance, but is not a guarantee that an audit conducted in accordance with HKSAAs will always detect a material misstatement when it exists. Misstatements can arise from fraud or error and are considered material if, individually or in the aggregate, they could reasonably be expected to influence the economic decisions of users taken on the basis of these consolidated financial statements.

獨立核數師報告致雲鋒金融集團有限公司成員(續)

董事就綜合財務報表須承擔的責任

董事須負責根據香港會計師公會頒布的《香港財務報告準則》及香港《公司條例》擬備真實而中肯的綜合財務報表，並對其認為為使綜合財務報表的擬備不存在由於欺詐或錯誤而導致的重大錯誤陳述所需的內部控制負責。

在擬備綜合財務報表時，董事負責評估 貴集團持續經營的能力，並在適用情況下披露與持續經營有關的事項，以及使用持續經營為會計基礎，除非董事有意將 貴集團清盤或停止經營，或別無其他實際的替代方案。

審計委員會協助董事履行監督 貴集團的財務報告過程的責任。

核數師就審計綜合財務報表承擔的責任

我們的目標，是對綜合財務報表整體是否存在由於欺詐或錯誤而導致的重大錯誤陳述取得合理保證，並出具包括我們意見的核數師報告。我們是按照香港《公司條例》第405條的規定，僅向整體成員報告。除此以外，我們的報告不可用作其他用途。我們概不就本報告的內容，對任何其他人士負責或承擔法律責任。

合理保證是高水平的保證，但不能保證按照《香港審計準則》進行的審計，在某一重大錯誤陳述存在時總能發現。錯誤陳述可以由欺詐或錯誤引起，如果合理預期它們單獨或滙總起來可能影響綜合財務報表使用者依賴財務報表所作出的經濟決定，則有關的錯誤陳述可被視作重大。

INDEPENDENT AUDITOR'S REPORT TO THE MEMBERS OF YUNFENG FINANCIAL GROUP LIMITED (Continued)

Auditor's responsibilities for the audit of the consolidated financial statements (Continued)

As part of an audit in accordance with HKSA's, we exercise professional judgement and maintain professional scepticism throughout the audit. We also:

- Identify and assess the risks of material misstatement of the consolidated financial statements, whether due to fraud or error, design and perform audit procedures responsive to those risks, and obtain audit evidence that is sufficient and appropriate to provide a basis for our opinion. The risk of not detecting a material misstatement resulting from fraud is higher than for one resulting from error, as fraud may involve collusion, forgery, intentional omissions, misrepresentations or the override of internal control.
- Obtain an understanding of internal control relevant to the audit in order to design audit procedures that are appropriate in the circumstances but not for the purpose of expressing an opinion on the effectiveness of the Group's internal control.
- Evaluate the appropriateness of accounting policies used and the reasonableness of accounting estimates and related disclosures made by the directors.
- Conclude on the appropriateness of the directors' use of the going concern basis of accounting and, based on the audit evidence obtained, whether a material uncertainty exists related to events or conditions that may cast significant doubt on the Group's ability to continue as a going concern. If we conclude that a material uncertainty exists, we are required to draw attention in our auditor's report to the related disclosures in the consolidated financial statements or, if such disclosures are inadequate, to modify our opinion. Our conclusions are based on the audit evidence obtained up to the date of our auditor's report. However, future events or conditions may cause the Group to cease to continue as a going concern.

獨立核數師報告致雲鋒金融集團有限公司成員 (續)

核數師就審計綜合財務報表承擔的責任 (續)

在根據《香港審計準則》進行審計的過程中，我們運用了專業判斷，保持了專業懷疑態度。我們亦：

- 識別和評估由於欺詐或錯誤而導致綜合財務報表存在重大錯誤陳述的風險，設計及執行審計程序以應對這些風險，以及獲取充足和適當的審計憑證，作為我們意見的基礎。由於欺詐可能涉及串謀、偽造、蓄意遺漏、虛假陳述，或凌駕於內部控制之上，因此未能發現因欺詐而導致的重大錯誤陳述的風險高於未能發現因錯誤而導致的重大錯誤陳述的風險。
- 了解與審計相關的內部控制，以設計適當的審計程序，但目的並非對 貴集團內部控制的有效性發表意見。
- 評估董事所採用會計政策的恰當性及作出會計估計和相關披露的合理性。
- 對董事採用持續經營會計基礎的恰當性作出結論。根據所獲取的審計憑證，確定是否存在與事項或情況有關的重大不確定性，從而可能導致對 貴集團的持續經營能力產生重大疑慮。如果我們認為存在重大不確定性，則有必要在核數師報告中提請使用者注意綜合財務報表中的相關披露。假若有關的披露不足，則我們應當發表非無保留意見。我們的結論是基於核數師報告日止所取得的審計憑證。然而，未來事項或情況可能導致 貴集團不能持續經營。

Independent Auditor's Report

獨立核數師報告

INDEPENDENT AUDITOR'S REPORT TO THE MEMBERS OF YUNFENG FINANCIAL GROUP LIMITED (Continued)

Auditor's responsibilities for the audit of the consolidated financial statements (Continued)

- Evaluate the overall presentation, structure and content of the consolidated financial statements, including the disclosures, and whether the consolidated financial statements represent the underlying transactions and events in a manner that achieves fair presentation.
- Obtain sufficient appropriate audit evidence regarding the financial information of the entities or business activities within the Group to express an opinion on the consolidated financial statements. We are responsible for the direction, supervision and performance of the group audit. We remain solely responsible for our audit opinion.

We communicate with the Audit Committee regarding, among other matters, the planned scope and timing of the audit and significant audit findings, including any significant deficiencies in internal control that we identify during our audit.

We also provide the Audit Committee with a statement that we have complied with relevant ethical requirements regarding independence and communicate with them all relationships and other matters that may reasonably be thought to bear on our independence and, where applicable, actions taken to eliminate threats or safeguards applied.

From the matters communicated with the Audit Committee, we determine those matters that were of most significance in the audit of the consolidated financial statements of the current period and are therefore the key audit matters. We describe these matters in our auditor's report unless law or regulation precludes public disclosure about the matter or when, in extremely rare circumstances, we determine that a matter should not be communicated in our report because the adverse consequences of doing so would reasonably be expected to outweigh the public interest benefits of such communication.

獨立核數師報告致雲鋒金融集團有限公司成員(續)

核數師就審計綜合財務報表承擔的責任(續)

- 評價綜合財務報表的整體列報方式、結構和內容，包括披露，以及綜合財務報表是否中肯反映相關交易和事項。
- 就貴集團內實體或業務活動的財務信息獲取充足、適當的審計憑證，以便對綜合財務報表發表意見。我們負責貴集團審計的方向、監督和執行。我們為審計意見承擔全部責任。

除其他事項外，我們與審計委員會溝通了計劃的審計範圍、時間安排、重大審計發現等，包括我們在審計中識別出內部控制的任何重大缺陷。

我們還向審計委員會提交聲明，說明我們已符合有關獨立性的相關專業道德要求，並與他們溝通有可能合理地被認為會影響我們獨立性的所有關係和其他事項，以及為消除對獨立性的威脅所採取的行動或防範措施(若適用)。

從與審計委員會溝通的事項中，我們確定哪些事項對本期綜合財務報表的審計最為重要，因而構成關鍵審計事項。我們在核數師報告中描述這些事項，除非法律法規不允許公開披露這些事項，或在極端罕見的情況下，如果合理預期在我們報告中溝通某事項造成的負面後果超過產生的公眾利益，我們決定不應在報告中溝通該事項。

Independent Auditor's Report

獨立核數師報告

INDEPENDENT AUDITOR'S REPORT TO THE MEMBERS OF YUNFENG FINANCIAL GROUP LIMITED *(Continued)*

獨立核數師報告致雲鋒金融集團有限公司成員(續)

Auditor's responsibilities for the audit of the consolidated financial statements *(Continued)*

核數師就審計綜合財務報表承擔的責任(續)

The engagement partner on the audit resulting in this independent auditor's report is Lee Lok Man.

出具本獨立核數師報告的審計項目合夥人是李樂文。

KPMG

Certified Public Accountants

畢馬威會計師事務所
執業會計師

8th Floor, Prince's Building
10 Chater Road
Central, Hong Kong

香港中環
遮打道10號
太子大廈8樓

30 March 2023

二零二三年三月三十日

Consolidated Income Statement

綜合收益表

For the year ended 31 December 2022 截至二零二二年十二月三十一日止年度
(Expressed in Hong Kong dollars) (以港幣列示)

		Note 附註	2022 二零二二年 HK\$'000 千港元	2021 二零二一年 HK\$'000 千港元
Income	收入			
Premiums and fee income	保費及費用收入	6	9,428,472	8,478,584
Premiums ceded to reinsurer	分出保費		(2,721,432)	(2,749,249)
Net premium and fee income	保費及費用收入淨額		6,707,040	5,729,335
Change in unearned revenue liability	未到期收入責任變動		(577,793)	(575,893)
Net earned premium and fee income	滿期保費及費用收入淨額		6,129,247	5,153,442
Brokerage commission, interest and other service income	經紀佣金、利息收入和其他服務收入		26,664	34,809
Subscription, management and rebate fee income	認購、管理費及回退費收入		6,646	7,855
Consultancy and advisory income	顧問及諮詢收入		-	-
Net investment (loss)/income	投資(虧損)/收入淨額	7a	(287,131)	3,213,404
Overlay adjustment	覆蓋調整		609,559	(377,429)
Other income	其他收益	7b	2,389,570	2,443,885
Reinsurance commission and profit	再保險佣金和溢利		80,909	78,771
Total income	收入總額		8,955,464	10,554,737
Benefits, losses and expenses	給付、虧損和費用			
Net policyholders benefit	淨保戶給付	8	(1,306,489)	(2,506,126)
Commission and related expenses	佣金和相關費用	9	(1,612,125)	(1,813,471)
Deferral and amortisation of deferred acquisition costs and value of business acquired	遞延保單獲得成本及收購業務的價值的遞延和攤銷		1,053,222	1,361,780
Management and other expenses	管理及其他開支		(1,150,462)	(1,207,563)
Change in future policyholder benefits	未來保單持有人給付變動	10	(5,872,557)	(5,441,211)
Total benefits, losses and expenses	給付、虧損和費用總額		(8,888,411)	(9,606,591)
Finance costs	融資成本	11(c)	(162,484)	(149,120)
Share of results of associates	聯營公司業績份額	20	(7,954)	740
(Loss)/profit before taxation	除稅前(虧損)/溢利	11	(103,385)	799,766
Tax expenses	稅項支出	12	(7,463)	(7,101)
(Loss)/profit after taxation	除稅後(虧損)/溢利		(110,848)	792,665

Consolidated Income Statement

綜合收益表

For the year ended 31 December 2022 截至二零二二年十二月三十一日止年度
(Expressed in Hong Kong dollars) (以港幣列示)

	Note 附註	2022 二零二二年 HK\$'000 千港元	2021 二零二一年 HK\$'000 千港元
(Loss)/profit attributable to:	下列各方應佔(虧損)/溢利:		
Equity shareholders of the Company	本公司權益股東	(256,400)	513,414
Non-controlling interests	非控股權益	145,552	279,251
		(110,848)	792,665
(Loss)/earnings per share attributable to equity shareholders of the Company	本公司權益股東應佔每股(虧損)/盈利		
Basic (HK\$)	基本(港元)	15(a) (0.067)	0.133
Diluted (HK\$)	攤薄(港元)	15(b) (0.067)	0.133

The notes on pages 146 to 349 form part of these financial statements.

第146頁至第349頁附註為本綜合財務報表的組成部分。

Consolidated Statement of Comprehensive Income

綜合全面收益表

For the year ended 31 December 2022 截至二零二二年十二月三十一日止年度
(Expressed in Hong Kong dollars) (以港幣列示)

	Note 附註	2022 二零二二年 HK\$'000 千港元	2021 二零二一年 HK\$'000 千港元
(Loss)/profit for the year after taxation	本年度稅後(虧損)/溢利	(110,848)	792,665
Other comprehensive income for the year	本年度其他全面收益		
Item that will not be reclassified subsequently to profit or loss:	其後不會重新分類為損益的項目：		
Equity investment at fair value through other comprehensive income-net movement in fair value reserve (non-recycling)	以公允價值計量且其變動計入其他全面收益的股權投資-公允價值儲備變動淨額(不可轉回)	-	(360)
Items that may be reclassified subsequently to profit or loss:	其後可能重新分類為損益的項目：		
Net movement in the fair value reserve during the year recognised in other comprehensive income	年內在其他全面收益中確認的公允價值儲備變動淨額	17	(4,669,119)
Net deferred tax impact recognised in other comprehensive income	在其他全面收益中確認的遞延稅項影響淨額	37	37,932
Net movement in fair value of financial asset at fair value through profit or loss under overlay adjustment	覆蓋調整下以公允價值計量且其變動計入損益的金融資產		(609,559)
Exchange differences arising on translation of results of foreign operations	換算外國業務業績產生之匯兌差額	17	4,532
Unrealised gain related to amortisation of deferred acquisition costs and value of business acquired	遞延保單獲得成本攤銷及收購業務價值相關的未變現收益	23, 24	1,940,533
Unrealised loss related to amortisation of unearned revenue liability	未到期收入責任攤銷相關的未變現虧損		(1,580,597)
- Insurance contract provisions	- 保險合同準備金	31(iii)	(109,668)
- Investment contract liabilities	- 投資合同負債	32(iii)	(32,932)
		(4,985,946)	(235,679)
Total comprehensive income for the year	本年度全面收益總額	(5,096,794)	556,986

Consolidated Statement of Comprehensive Income

綜合全面收益表

For the year ended 31 December 2022 截至二零二二年十二月三十一日止年度
(Expressed in Hong Kong dollars) (以港幣列示)

	Note 附註	2022 二零二二年 HK\$'000 千港元	2021 二零二一年 HK\$'000 千港元
Total comprehensive income attributable to:	應佔全面收益總額：		
Equity shareholders of the Company	本公司權益股東	(3,740,938)	351,179
Non-controlling interests	非控股權益	(1,355,856)	205,807
		(5,096,794)	556,986

The notes on pages 146 to 349 form part of these financial statements.

第146頁至第349頁附註為本綜合財務報表的組成部分。

Consolidated Statement of Financial Position

綜合財務狀況表

At 31 December 2022 於二零二二年十二月三十一日

(Expressed in Hong Kong dollars) (以港幣列示)

			2022	2021
		Note	二零二二年	二零二一年
		附註	HK\$'000	HK\$'000
			千港元	千港元
Assets	資產			
Property and equipment	物業及設備	18	674,271	711,787
Statutory deposits	法定存款	19	5,142	4,579
Deferred tax assets	遞延稅項資產	37(b)	42,245	44
Tax recoverable	可退回稅項	37(a)	3,262	-
Investments in associates	於聯營公司的投資	20	132,012	148,819
Goodwill and other intangible assets	商譽及其他無形資產	22	1,909,213	1,910,204
Value of business acquired	收購業務價值	23	10,418,400	9,325,913
Deferred acquisition costs	遞延保單獲得成本	24	5,428,263	3,505,773
Investments	投資	25	68,079,238	67,896,304
Advance reinsurance premiums	預付再保險保費	26	1,373,910	1,277,899
Reinsurers' share of outstanding claims	未決賠款之再保險公司份額	33	94,267	87,347
Insurance and reinsurance receivables	應收保費及再保險賬款	27	8,879,479	6,776,768
Other accounts receivable and accrued income	其他應收賬款及應計收入	28	119,799	79,531
Other receivables, deposits and prepayments	其他應收款項、按金及預付款項	29	1,028,699	884,618
Bank balances - trust and segregated accounts	銀行餘額－信託及獨立賬戶	30	509,499	779,732
Fixed bank deposits with original maturity over 3 months	原定期限多於三個月的銀行定期存款	30	1,624,973	1,060,574
Cash and cash equivalents	現金及現金等值項目	30	2,547,901	4,024,475
			102,870,573	98,474,367
Liabilities	負債			
Insurance contract provisions	保險合同準備金	31	72,041,574	63,121,305
Investment contract liabilities	投資合同負債	32	4,853,548	4,714,346
Outstanding claims	未決賠款	33	229,402	229,848
Reinsurance premium payables	應付再保險保費	34	509,182	488,430
Other accounts payable	其他應付賬款	35	609,464	844,088
Other payables and accrued expenses	其他應付款項和應計開支	36	5,184,901	4,318,281
Tax payable	應付稅項	37(a)	5,640	11,632
Financial liabilities at fair value through profit or loss	以公允價值計量且其變動計入損益的金融負債	38	237,364	376,263
Lease liabilities	租賃負債	39	233,066	279,608
Deferred tax liabilities	遞延稅項負債	37(b)	1,138,128	1,176,858
Bank borrowings	銀行借款	40	1,393,166	1,381,776
Shareholder's loan	股東貸款	41	1,641,077	1,641,077
			88,076,512	78,583,512
NET ASSETS	資產淨值		14,794,061	19,890,855

Consolidated Statement of Financial Position

綜合財務狀況表

At 31 December 2022 於二零二二年十二月三十一日
(Expressed in Hong Kong dollars) (以港幣列示)

		Note	2022 二零二二年 HK\$'000 千港元	2021 二零二一年 HK\$'000 千港元
		附註		
CAPITAL AND RESERVES	資本和儲備			
Share capital	股本	42(e)	11,872,683	11,872,683
Reserves	儲備		(1,889,764)	1,851,174
Non-controlling interests	非控股權益		9,982,919 4,811,142	13,723,857 6,166,998
TOTAL EQUITY	權益總額		14,794,061	19,890,855

Approved and authorised for issue by the board of directors on 30 March 2023.

董事會於二零二三年三月三十日核准並許可發出。

Huang Xin
黃鑫

Executive Director and Interim Chief Executive Officer
執行董事兼代理行政總裁

The notes on pages 146 to 349 form part of these financial statements.

Hai Olivia Ou
海歐

Non-Executive Director
非執行董事

第146頁至第349頁附註為本綜合財務報表的組成部分。

Consolidated Statement of Changes in Equity

綜合權益變動表

For the year ended 31 December 2022 截至二零二二年十二月三十一日止年度
(Expressed in Hong Kong dollars) (以港幣列示)

		Attributable to equity shareholders of the Company 本公司權益股東應佔							Total		
		Share capital	Share-based payment reserve	Asset revaluation reserve	Fair value reserve (recycling)	Fair value reserve (non-recycling)	Exchange reserve	Statutory and capital reserve		Retained earnings/ (Accumulated loss)	Non-controlling interests
		股份 獎勵計劃 所持有之 股份 HK\$'000 千港元	以股份 為基礎之 付款儲備 HK\$'000 千港元	資產重估 儲備 HK\$'000 千港元	公允價值 儲備 (可轉回) HK\$'000 千港元	公允價值 儲備 (不可轉回) HK\$'000 千港元	匯兌儲備 HK\$'000 千港元	法定和資本 儲備 HK\$'000 千港元	保留溢利/ (累計虧損) HK\$'000 千港元	非控股權益 HK\$'000 千港元	總計 HK\$'000 千港元
Balance at 31 December 2020 and 1 January 2021	於二零二一年一月一日之結額	11,872,683	9,473	1,538	1,105,820	360	(8,573)	67,075	415,430	5,961,191	19,341,767
Changes in equity for the year ended 31 December 2021	截至二零二一年十二月三十一日止年度 權益變動	-	-	-	-	-	-	-	-	-	-
Equity settled share-based transactions	以權益結算的以股份為基礎的交易	-	(7,898)	-	-	-	-	-	-	-	(7,898)
Profit for the year	本年度溢利	-	-	-	-	-	-	-	513,414	279,251	792,665
Other comprehensive income for the year	本年度其他全面收益	-	-	-	(360)	7,872	-	-	-	(73,444)	(235,679)
Appropriation to statutory and capital reserve	劃撥至法定和資本儲備	-	-	-	-	-	-	959	(959)	-	-
Balance at 31 December 2021	於二零二一年十二月三十一日的結額	11,872,683	1,575	1,538	936,073	-	(701)	68,034	927,885	6,166,998	19,890,855

Consolidated Statement of Changes in Equity

綜合權益變動表

For the year ended 31 December 2022 截至二零二二年十二月三十一日止年度
(Expressed in Hong Kong dollars) (以港幣列示)

		Attributable to equity shareholders of the Company 本公司權益股東應佔							Total			
		Share capital	Share-based payment reserve	Asset revaluation reserve	Fair value reserve (recycling)	Fair value reserve (non-recycling)	Exchange reserve	Statutory and capital reserve		Retained earnings/(Accumulated loss)	Non-controlling interests	
		Share award scheme	以股份為基礎之付款儲備	資產重估儲備	公允價值儲備(可轉回)	公允價值儲備(不可轉回)	匯兌儲備	法定和資本儲備	保留溢利/(累計虧損)	非控股權益		
		就股份獎勵計劃所持有之股份	股份	儲備	儲備	儲備	儲備	儲備	儲備	儲備	儲備	
		HK\$'000	HK\$'000	HK\$'000	HK\$'000	HK\$'000	HK\$'000	HK\$'000	HK\$'000	HK\$'000	HK\$'000	
		千港元	千港元	千港元	千港元	千港元	千港元	千港元	千港元	千港元	千港元	
Balance at 31 December 2021 and 1 January 2022	於二零二一年十二月三十一日及二零二二年一月一日之結餘	11,872,683	(83,230)	1,538	936,073	-	(701)	68,034	927,885	13,723,857	6,166,998	19,890,855
Changes in equity for the year ended 31 December 2022	截至二零二二年十二月三十一日止年度權益變動	-	-	-	-	-	-	-	(256,400)	(256,400)	145,552	(110,848)
Loss for the year	本年度虧損	-	-	-	-	-	-	-	-	-	-	-
Other comprehensive income for the year	本年度其他全面收益	-	-	-	(3,483,354)	-	(1,184)	-	-	(3,484,538)	(1,501,408)	(4,985,946)
Appropriation from statutory and capital reserve	從法定和資本儲備提取	-	-	-	-	-	-	(373)	373	-	-	-
Balance at 31 December 2022	於二零二二年十二月三十一日的結餘	11,872,683	(83,230)	1,538	(2,547,281)	-	(1,885)	67,661	671,858	9,982,919	4,811,142	14,794,061

The notes on pages 146 to 349 form part of these financial statements. 第146頁至第349頁附註為本綜合財務報表的組成部分。

Consolidated Cash Flow Statement

綜合現金流量表

For the year ended 31 December 2022 截至二零二二年十二月三十一日止年度
(Expressed in Hong Kong dollars) (以港幣列示)

		2022 二零二二年 HK\$'000 千港元	2021 二零二一年 HK\$'000 千港元
	Note 附註		
(Loss)/profit before taxation	除稅前(虧損)/溢利	(103,385)	799,766
Adjustments for:	調整：		
Net loss/(gain) on financial assets and financial liabilities at fair value through profit or loss	以公允價值計量且其變動計入損益的金融資產及金融負債之虧損/(收益)淨額	1,814,325	(152,901)
Net loss/(gain) on disposal of financial assets at fair value through other comprehensive income	出售以公允價值計量且其變動計入其他全面收益的金融資產虧損/(收益)淨額	121,709	(45,861)
Net loss on disposal of financial assets measured at amortised cost	出售按攤銷成本計量的金融資產的虧損淨額	11,658	18,130
Dividend and distribution income from financial assets at fair value through profit or loss	以公允價值計量且其變動計入損益的金融資產的股息和分配收入	(349,137)	(416,674)
Impairment loss of debt instrument measured at amortised cost and fair value through other comprehensive income	按攤銷成本計量及以公允價值計量且其變動計入其他全面收益的債務工具減值損失	356,392	31,420
Impairment loss of securities measured at fair value through profit or loss under overlay approach	按覆蓋法以公允價值計量且變動計入損益的金融資產之減值損失	186,696	-
Impairment reversal and disposal gain of interests in associates	減值轉回和出售聯營公司權益的收益	(750)	(50,521)
Depreciation and amortisation	折舊和攤銷	208,674	195,964
Finance costs	融資成本	162,484	149,120
Interest income	利息收入	(39,243)	(12,404)
Equity-settled share-based payment expenses	以權益結算並以股份支付之開支	-	(7,898)
Effect of shadow accounting on change in value of business acquired, deferred acquisition costs and unearned revenue liability	影子會計對收購業務的價值變動、遞延保單獲得成本和未到期收入責任的影響	250,268	259,146
Share of results of associates	聯營公司業績份額	7,954	(740)
Interest credited to policyholders' deposits	保單持有人的存款應計利息	638,521	1,832,747
Effective interest income of investments	投資的有效利息收入	(39,945)	(66,928)
Other movements in investment and others	投資及其他的其他變動	3,652	(3)
		3,229,873	2,532,363

Consolidated Cash Flow Statement

綜合現金流量表

For the year ended 31 December 2022 截至二零二二年十二月三十一日止年度
(Expressed in Hong Kong dollars) (以港幣列示)

	Note 附註	2022 二零二二年 HK\$'000 千港元	2021 二零二一年 HK\$'000 千港元
Changes in working capital:	營運資金變動：		
(Increase)/decrease in other accounts receivable	其他應收賬款(增加)/減少	(40,268)	78,198
Decrease in other receivables, deposits and prepayments	其他應收款項、按金及預付款項減少	89,283	42,769
Decrease/(increase) in bank balances – trust and segregated accounts	銀行餘額減少/(增加) – 信託及獨立賬戶	270,233	(31,891)
Decrease in other accounts payable	其他應付賬款減少	(234,624)	(18,853)
Increase in accrued expenses and other payables	應計費用及其他應付款項增加	831,258	1,628,870
Increase in value of business acquired	收購業務價值增加	(1,078,534)	(313,342)
Increase in deferred acquisition costs	遞延保單獲得成本增加	(1,915,221)	(1,574,576)
Increase in unearned revenue liabilities	未到期收入責任增加	2,266,066	842,884
(Increase)/decrease in advance reinsurance premiums	預付再保險保費(增加)/減少	(94,171)	11,688
Increase in reinsurer's share of outstanding claims	未決賠款之再保險人份額增加	(6,794)	(31,904)
Increase in insurance and reinsurance receivables	應收保費和再保險賬款增加	(2,089,708)	(3,020,227)
Decrease in policyholders' deposits	保單持有人的存款減少	(2,032,378)	(1,966,334)
Increase in future policyholders' benefits	未來保單持有人給付增加	5,857,596	5,441,211
(Decrease)/increase in outstanding claims	未決賠款(減少)/增加	(753)	45,688
Increase in reinsurance premium payables	應付再保險保費增加	20,069	166,441
Change in financial liabilities at fair value through profit or loss	以公允價值計量且其變動計入損益的金融負債之變化	(51,257)	(73,975)
Others	其他	(559)	(813)
Cash generated from operations	經營業務產生之現金	5,020,111	3,758,197

Consolidated Cash Flow Statement

綜合現金流量表

For the year ended 31 December 2022 截至二零二二年十二月三十一日止年度
(Expressed in Hong Kong dollars) (以港幣列示)

		2022 二零二二年 HK\$'000 千港元	2021 二零二一年 HK\$'000 千港元
	Note 附註		
Operating activities	經營活動		
Cash generated from operations	經營業務產生的現金	5,020,111	3,758,197
Interest received	已收利息	9,372	1,006
Interest paid	已付利息	(10,737)	(21,993)
Tax paid:	已付稅項：		
Hong Kong profit tax paid	已付香港利得稅	(61,031)	(50,802)
Overseas tax recovered/(paid)	已收回/(付)海外稅	367	(1,913)
Net cash generated from operating activities	經營活動產生的現金淨額	4,958,082	3,684,495
Investing activities	投資活動		
Payment for purchase of property and equipment	購買物業及設備付款	(86,522)	(162,658)
Proceeds from disposal of property and equipment	出售物業及設備所得收益	384	-
Payment for purchase of intangible assets	購買無形資產付款	-	(1,724)
Proceeds from dividend and distribution income from financial assets at fair value through profit or loss	以公允價值計量且其變動計入損益的金融資產的股息和分配收益	108,959	222,463
Payment for purchase of financial assets at fair value through other comprehensive income	支付以公允價值計量且其變動計入其他全面收益的金融資產的購買款項	(2,525,578)	(7,749,267)
Proceeds from disposal of financial assets at fair value through other comprehensive income	出售以公允價值計量且其變動計入其他全面收益的金融資產之所得款項	1,336,115	5,384,180
Proceeds from disposal of financial assets at fair value through profit or loss	出售以公允價值計量且其變動計入損益的金融資產之所得款項	3,745,899	3,086,351
Payment for purchase of and contribution made to financial assets at fair value through profit or loss	支付以公允價值計量且其變動計入損益的金融資產的購買和出資款項	(5,787,812)	(3,053,367)
Increase in fixed bank deposits placed with original maturity over 3 months	原定期限多於三個月的固定銀行存款增加	(562,862)	(823,841)
Purchase of amortised cost investments	購買攤銷成本投資	(5,794,460)	(4,140,158)
Proceeds from sales, maturities and repayments of amortised cost investments	銷售、到期和償還攤銷成本投資所得款項	1,162,452	1,438,977
Payment for issuance of policy loans	發行保單貸款的付款	(2,620)	(2,625)
Proceeds from maturities and repayments of policy loans	到期和償還保單貸款所得款項	1,837	1,837
Proceeds from disposal of interests in associates	出售聯營公司權益所得收益	-	14,447
Payment for the acquisition of interest in an associate	收購聯營公司權益的付款	-	(105,463)
Interest received	已收利息	23,522	25,111
Net cash used in investing activities	投資活動耗用之現金淨額	(8,380,686)	(5,865,737)

Consolidated Cash Flow Statement

綜合現金流量表

For the year ended 31 December 2022 截至二零二二年十二月三十一日止年度
(Expressed in Hong Kong dollars) (以港幣列示)

	Note 附註	2022 二零二二年 HK\$'000 千港元	2021 二零二一年 HK\$'000 千港元
Financing activities	融資活動		
Payment made for interest component of lease liabilities	支付租賃負債－利息成分	(7,250)	(2,039)
Payment made for capital component of lease liabilities	支付租賃負債－資本成分	(137,106)	(146,459)
Payment made for redemption of preference shares by a subsidiary	贖回附屬公司的優先股而作出付款	(87,917)	(197,108)
Drawdown of bank borrowings	提取銀行借款	-	1,400,000
Repayment of bank borrowings	償還銀行借款	-	(1,555,038)
Interest paid	已付利息	(49,413)	(58,083)
Policyholders' account deposits for insurance and investment contracts	保單持有人之保險和投資合同之賬戶儲金	4,131,922	4,770,747
Policyholders' account withdrawals for insurance and investment contracts	保單持有人之保險和投資合同之賬戶提取	(1,905,299)	(2,066,236)
Net cash generated from financing activities	融資活動所產生之現金淨額	1,944,937	2,145,784
Net decrease in cash and cash equivalents	現金及現金等值項目減少淨額	(1,477,667)	(35,458)
Cash and cash equivalents at 1 January	於一月一日的現金及現金等值項目	4,024,475	4,056,734
Effect of foreign exchange rate changes	外幣匯率變動的影響	1,093	3,199
Cash and cash equivalents at 31 December	於十二月三十一日的現金及現金等值項目	2,547,901	4,024,475

The notes on pages 146 to 349 form part of these financial statements.

第146頁至第349頁附註為本綜合財務報表的組成部分。

Notes to the Financial Statements

財務報表附註

(Expressed in Hong Kong dollars) (以港幣列示)

1 GENERAL INFORMATION

Yunfeng Financial Group Limited (the “Company”) is a limited liability company incorporated in Hong Kong, the shares of which are listed on The Stock Exchange of Hong Kong Limited. The registered office of the Company is Rooms 1803-1806, 18th Floor, China Evergrande Centre, 38 Gloucester Road, Wanchai, Hong Kong.

The principal activities of the Group are long term assurance business, the provision of securities brokerage, consultancy and advisory services and investment research, wealth management, employee stock ownership plan administration and principal investment. The principal activities and other particulars of its principal subsidiaries are set out in note 21 to the financial statements.

The consolidated financial statements are presented in Hong Kong dollars (“HKD”), which is the functional currency of the Company, and all values are rounded to the nearest thousand except when otherwise indicated.

2 SIGNIFICANT ACCOUNTING POLICIES

(a) Statement of compliance

These financial statements have been prepared in accordance with all applicable Hong Kong Financial Reporting Standards (“HKFRSs”), which collective term includes all applicable individual Hong Kong Financial Reporting Standards, Hong Kong Accounting Standards (“HKASs”) and Interpretations issued by the Hong Kong Institute of Certified Public Accountants (“HKICPA”) and accounting principles generally accepted in Hong Kong and the requirements of the Hong Kong Companies Ordinance. These financial statements also comply with the applicable disclosure provisions of the Rules Governing the Listing of Securities (the “Listing Rules”) on The Stock Exchange of Hong Kong Limited. Significant accounting policies adopted by the Group are disclosed below.

1 一般資料

雲鋒金融集團有限公司(「本公司」)乃於香港註冊成立之有限公司，其股份在香港聯合交易所有限公司上市。本公司之註冊辦事處位於香港灣仔告士打道38號中國恒大中心18樓1803-1806室。

本集團之主要業務為承保長期保險業務、提供證券經紀、企業融資諮詢及投資研究、財富管理、員工持股計劃管理及主要投資。本集團主要附屬公司之主要業務及其他詳情載於財務報表附註21。

綜合財務報表以港元呈列，港元亦為本公司之功能貨幣，除另有指明者外，所有數值均以最接近之千位列值。

2 主要會計政策

(a) 合規聲明

本財務報表是按照香港會計師公會頒布的所有適用的《香港財務報告準則》(此統稱包含所有適用的個別《香港財務報告準則》、《香港會計準則》和詮釋)、香港公認會計原則和香港《公司條例》的規定編製。本財務報表同時符合《香港聯合交易所有限公司證券上市規則》(「上市規則」)披露規定。本集團採納之主要會計政策概要載列如下。

Notes to the Financial Statements

財務報表附註

(Expressed in Hong Kong dollars) (以港幣列示)

2 SIGNIFICANT ACCOUNTING POLICIES

(Continued)

(a) Statement of compliance (Continued)

The HKICPA has issued certain new and revised HKFRSs that are first effective or available for early adoption for the current accounting period of the Group and the Company. Note 3 provides information on any changes in accounting policies resulting from initial application of these developments to the extent that they are relevant to the Group for the current and prior accounting periods reflected in these financial information.

(b) Basis of preparation of the financial statements

The consolidated financial statements for the year ended 31 December 2022 comprise the Company and its subsidiaries including the consolidated structured entities (together referred to as “the Group”) and the Group’s interests in associates and joint venture.

The measurement basis used in the preparation of the financial statements is the historical cost basis except that investments in certain debt and equity securities and derivative financial instruments are stated at their fair value as explained in the accounting policies set out below.

The preparation of financial statements in conformity with HKFRSs requires management to make judgements, estimates and assumptions that affect the application of policies and reported amounts of assets, liabilities, income and expenses. The estimates and associated assumptions are based on historical experience and various other factors that are believed to be reasonable under the circumstances, the results of which form the basis of making the judgements about carrying values of assets and liabilities that are not readily apparent from other sources. Actual results may differ from these estimates.

2 主要會計政策(續)

(a) 合規聲明(續)

香港會計師公會頒布了若干新訂和經修訂的《香港財務報告準則》。這些準則在本集團和本公司當前的會計期間開始生效或可供提早採用。在與本集團有關的範圍內初始應用這些新訂和經修訂的準則所引致當前和以往會計期間的任何會計政策變動，已於本財務報表內反映，有關資料載列於附註3。

(b) 財務報表之編製基準

截至二零二二年十二月三十一日止年度的綜合財務報表涵蓋本公司和各附屬公司(統稱「本集團」)，以及本集團所持有聯營公司和合營企業的權益。

誠如以下所載之會計政策所解釋，除於若干債務和權益證券以及衍生金融工具的投資按其公允價值列賬外，編製財務報表所採用之計量基準為歷史成本基準。

管理層需在編製符合《香港財務報告準則》的財務報表時作出會對會計政策的應用，以及資產、負債、收入和支出的報告數額構成影響的判斷、估計和假設。這些估計和相關假設是根據以往經驗和管理層因應當時情況認為合理的多項其他因素作出的，其結果構成了管理層在無法依循其他途徑即時得知資產與負債的賬面值時所作出判斷的基礎。實際結果可能有別於估計數額。

Notes to the Financial Statements

財務報表附註

(Expressed in Hong Kong dollars) (以港幣列示)

2 SIGNIFICANT ACCOUNTING POLICIES

(Continued)

(b) Basis of preparation of the financial statements (Continued)

The estimates and underlying assumptions are reviewed on an ongoing basis. Revisions to accounting estimates are recognised in the period in which the estimate is revised if the revision affects only that period, or in the period of the revision and future periods if the revision affects both current and future periods.

Judgements made by management in the application of HKFRSs that have significant effect on the financial statements and estimates with a significant risk of material adjustment in the next year are discussed in note 4.

(c) Subsidiaries and non-controlling interests

Subsidiaries are entities controlled by the Group. The Group controls an entity when it is exposed, or has rights, to variable returns from its involvement with the entity and has the ability to affect those returns through its power over the entity. When assessing whether the Group has power, only substantive rights (held by the Group and other parties) are considered.

An investment in a subsidiary is consolidated into the consolidated financial statements from the date that control commences until the date that control ceases. Intra-group balances, transactions, cash flows and any unrealised profits arising from intra-group transactions are eliminated in full in preparing the consolidated financial statements. Unrealised losses resulting from intra-group transactions are eliminated in the same way as unrealised gains but only to the extent that there is no evidence of impairment.

2 主要會計政策 (續)

(b) 財務報表之編製基準 (續)

各項估計和相關假設會被不斷審閱。如果會計估計的修訂只是影響某一期間，其影響便會在該期間內確認；如果修訂對當前和未來期間均有影響，則在作出修訂的期間和未來期間確認。

有關管理層在應用《香港財務報告準則》時所作出對本財務報表有重大影響的判斷，以及下一年度重大調整涉及重大風險的估計載列於附註4。

(c) 附屬公司及非控股權益

附屬公司是指受本集團控制的實體。當本集團因參與實體業務而承擔可變動回報的風險或因此享有可變動回報，且有能力透過向實體施加權力而影響該等回報時，則本集團控制該實體。在評估本集團是否擁有上述權力時，僅考慮(本集團和其他方所持有的)實質權利。

於附屬公司的投資由控制開始當日至控制終止當日在綜合財務報表中合併計算。集團內公司間之餘額、交易和現金流量，以及集團內部交易所產生的任何未變現溢利，會在編製綜合財務報表時全數抵銷。集團內部交易所引致未變現虧損的抵銷方法與未變現收益相同，但抵銷額只限於沒有證據顯示已出現減值的部分。

Notes to the Financial Statements

財務報表附註

(Expressed in Hong Kong dollars) (以港幣列示)

2 SIGNIFICANT ACCOUNTING POLICIES

(Continued)

(c) Subsidiaries and non-controlling interests (Continued)

Non-controlling interests represent the equity in a subsidiary not attributable directly or indirectly to the Company, and in respect of which the Group has not agreed any additional terms with the holders of those interests which would result in the Group as a whole having a contractual obligation in respect of those interests that meets the definition of a financial liability. For each business combination, the Group can elect to measure any non-controlling interests either at fair value or at their proportionate share of the subsidiary's net identifiable assets.

Non-controlling interests are presented in the consolidated statement of financial position within equity, separately from equity attributable to the equity shareholders of the Company. Non-controlling interests in the results of the Group are presented on the face of the consolidated income statement and the consolidated statement of comprehensive income as an allocation of the total profit or loss and total comprehensive income for the year between non-controlling interests and the equity shareholders of the Company. Loans from holders of non-controlling interests and other contractual obligations towards these holders are presented as financial liabilities in the consolidated statement of financial position depending on the nature of the liability.

Changes in the Group's interests in a subsidiary that do not result in a loss of control are accounted for as equity transactions, whereby adjustments are made to the amounts of controlling and non-controlling interests within consolidated equity to reflect the change in relative interests, no gain or loss is recognised.

2 主要會計政策 (續)

(c) 附屬公司及非控股權益 (續)

非控股權益是指並非由本公司直接或間接擁有的附屬公司權益，而本集團並沒有與這些權益的持有人訂立任何可導致本集團整體就這些權益而承擔符合金融負債定義的合同義務的額外條款。就每項企業合併而言，本集團可選擇按附屬公司的可辨別資產淨值的公允價值或非控股權益所佔附屬公司可辨別資產淨值的比例計量任何非控股權益。

非控股權益在綜合財務狀況表內的權益項目中，與本公司權益股東應佔的權益分開列示。本集團業績之非控股權益乃於綜合收益表及綜合全面收益表列作本公司非控股權益及權益持有人之間本年度溢利或虧損總額及全面收益總額之分配結果。非控股權益持有人提供之貸款及向該等持有人承擔之其他合同責任乃視乎負債之性質於綜合財務狀況表列作金融負債。

倘本集團於附屬公司之權益變動不會導致喪失控制權，則作為股權交易入賬，據此，於綜合權益內之控股及非控股權益金額會作出調整，以反映相關權益轉變，惟不會確認盈虧。

Notes to the Financial Statements

財務報表附註

(Expressed in Hong Kong dollars) (以港幣列示)

2 SIGNIFICANT ACCOUNTING POLICIES

(Continued)

(c) Subsidiaries and non-controlling interests

(Continued)

When the Group loses control of a subsidiary, it is accounted for as a disposal of the entire interest in that subsidiary, with a resulting gain or loss being recognised in profit or loss. Any interest retained in that former subsidiary at the date when control is lost is recognised at fair value and this amount is regarded as the fair value on initial recognition of a financial asset or, when appropriate, the cost on initial recognition of an investment in an associate or joint venture.

In the Company's statement of financial position, an investment in a subsidiary is stated at cost less impairment losses (see note 2(t)(ii)), unless the investment is classified as held for sale (or included in a disposal group that is classified as held for sale).

The Group serves as the manager of funds. The funds invest mainly in equities, debt securities and monetary market instruments. The Group's percentage ownership in these structured entities can fluctuate from day to day according to the Group's and third-party participation in them. Where the Group is deemed to control such funds, with control determined based on an analysis of the guidance in HKFRS 10 *Consolidated Financial Statements*, they are consolidated, with the interests of parties other than the Group being classified as liabilities because there is a contractual obligation for the relevant group entity as an issuer to repurchase or redeem units or return of capital in such funds for cash. These are presented as "Third-party interests in consolidated funds" within financial liabilities at fair value through profit or loss in the consolidated statement of financial position.

2 主要會計政策(續)

(c) 附屬公司及非控股權益(續)

當本集團喪失於附屬公司的控制權時，按出售有關附屬公司的全部權益列賬，由此產生的收益或虧損在損益中確認。任何在喪失控制權之日仍保留之該前附屬公司權益按公允價值確認，而此金額被視為初步確認金融資產之公允價值，或(如適用)初步確認於聯營公司或合營企業之投資之成本。

於本公司之財務狀況表中，於附屬公司之投資乃按成本扣除減值虧損(參閱附註2(t)(ii))列賬，除非該投資乃分類為持作出售(或計入分類為持作出售之出售組別)。

本集團擔任基金的管理人。此等基金主要投資於股票、債務證券和貨幣市場工具。本集團在此類結構化主體中的持股比例可能隨著本集團及第三方對該等主體的參股情況每日波動。此類集合資產管理計劃及基金若被視為由本集團控制(控制是基於對《香港財務報告準則》第10號「合併財務報表」中指引的分析加以確定)，其將被納入合併範圍；由於相關集團實體(作為發行人)具有以現金回購或贖回此類集合資產管理計劃及基金份額的合同義務，因此除本集團外的其他方的權益將歸類為負債。相關金額在綜合財務狀況表中以公允價值計量且其變動計入損益的金融負債下的「納入合併範圍的基金中的第三方權益」內列示。

Notes to the Financial Statements

財務報表附註

(Expressed in Hong Kong dollars) (以港幣列示)

2 SIGNIFICANT ACCOUNTING POLICIES

(Continued)

(d) Goodwill

Goodwill represents the excess of

- (i) the aggregate of the fair value of the consideration transferred, the amount of any non-controlling interest in the acquiree and the fair value of the Group's previously held equity interest in the acquiree; over
- (ii) the net fair value of the acquiree's identifiable assets and liabilities measured as at the acquisition date.

When (ii) is greater than (i), then this excess is recognised immediately in profit or loss as a gain on a bargain purchase.

Goodwill is stated at cost less accumulated impairment losses. Goodwill arising on a business combination is allocated to each cash-generating unit, or groups of cash generating units, that is expected to benefit from the synergies of the combination and is tested annually for impairment (see note 2(t)(ii)).

On disposal of a cash generating unit during the year, any attributable amount of purchased goodwill is included in the calculation of the profit or loss on disposal.

(e) Joint venture

A joint venture is a joint arrangement whereby the parties that have joint control of the arrangement have rights to the net assets of the joint arrangement. Joint control is the contractually agreed sharing of control of an arrangement, which exists only when decisions about the relevant activities require unanimous consent of the parties sharing control.

2 主要會計政策(續)

(d) 商譽

商譽指以下：

- (i) 所轉讓代價之公允價值、於被收購方之任何非控股權益金額，以及本集團先前持有被收購方權益之公允價值之總和；大於
- (ii) 被收購方之可識別資產及負債於收購當日之公平淨值。

當(ii)大過於(i)時，超出的數額即時在損益中確認為議價收購的收益。

商譽是按成本減去累計減值虧損後列賬。企業合併產生的商譽會分配至預期可透過合併的協同效益獲利的每個現金產出單元或現金產出單元組別，並且每年接受減值測試(參閱附註2(t)(ii))。

當年內處置的現金產出單元的任何應佔購入商譽均包括在處置項目的損益內。

(e) 合營企業

合營企業是一項共同安排，對該安排擁有共同控制的各方擁有共同安排的淨資產的權利。共同控制是指基於合同約定對安排的共同控制權，且僅在相關活動的決策需要擁有共同控制權的各方一致同意時才存在。

Notes to the Financial Statements

財務報表附註

(Expressed in Hong Kong dollars) (以港幣列示)

2 SIGNIFICANT ACCOUNTING POLICIES

(Continued)

(e) Joint venture (Continued)

When the Group ceases to have joint control over a joint venture, it is accounted for as a disposal of the entire interest in that investee, with a resulting gain or loss being recognised in profit or loss. Any interest retained in that former investee at the date when significant influence is lost is recognised at fair value and this amount is regarded as the fair value on initial recognition of a financial asset.

When an investment in a joint venture is held by, or is held indirectly through, a group entity that is a venture capital organisation and similar entities, the Group may elect to measure investments in those joint ventures at fair value through profit or loss in accordance with HKFRS 9 *Financial Instruments*.

(f) Associates

An associate is an entity in which the Group has significant influence, but not control or joint control, over its management, including participation in the financial and operating policy decisions.

An investment in an associate is accounted for in the consolidated financial statements under the equity method, unless it is classified as held for sale (or included in a disposal group that is classified as held for sale). Under the equity method, the investment is initially recorded at cost, adjusted for any excess of the Group's share of the acquisition-date fair values of the investee's identifiable net assets over the cost of the investment (if any). Thereafter, the investment is adjusted for the post acquisition change in the Group's share of the investee's net assets and any impairment loss relating to the investment (see note 2(t)(ii)). Any acquisition-date excess over cost, the Group's share of the post-acquisition, post-tax results of the investees and any impairment losses for the year are recognised in the consolidated income statement, whereas the Group's share of the post-acquisition post-tax items of the investees' other comprehensive income is recognised in the consolidated statement of comprehensive income.

2 主要會計政策(續)

(e) 合營企業(續)

當本集團不再對合營企業擁有共同控制時，按出售有關被投資公司的全部權益列賬，由此產生的收益或虧損在損益中確認。在喪失重大影響力日期所保留有關前被投資公司的權益，按公允價值確認，此筆金額在初始確認金融資產時當作公允價值。

當於合營企業的投資由作為合營資本組織及類似實體的集團實體持有或間接持有時，本集團可選擇按照《香港財務報告準則》第9號「金融工具」計量於該等合營企業的投資（以公允價值計量且其變動計入損益）。

(f) 聯營公司

聯營公司指本集團對該實體之管理層有重大影響力（而非控制或共同控制），包括參與其財務及經營決策。

於聯營公司或合營企業的投資是按權益法記入綜合財務報表，但劃歸為持有待售（或已計入劃歸為持有待售的處置組合）的投資除外。按照權益法，有關投資以成本初始入賬，並就本集團於收購日所佔被投資公司可辨別資產淨值的公允價值超過投資成本的數額（如有）作出調整，然後就本集團所佔被投資公司資產淨值的收購後變動以及與這些投資有關的任何減值虧損作出調整（參閱附註2(t)(ii)）。於收購日超過成本的任何數額、本集團年內所佔被投資公司的收購後稅後業績和任何減值虧損在綜合損益表中確認，而本集團所佔被投資公司的收購後稅後其他全面收益項目則在綜合全面收益表中確認。

Notes to the Financial Statements

財務報表附註

(Expressed in Hong Kong dollars) (以港幣列示)

2 SIGNIFICANT ACCOUNTING POLICIES

(Continued)

(f) Associates (Continued)

When the Group's share of losses exceeds its interest in the associate, the Group's interest is reduced to nil and recognition of further losses is discontinued except to the extent that the Group has incurred legal or constructive obligations or made payments on behalf of the investee. For this purpose, the Group's interest is the carrying amount of the investment under the equity method together with the Group's long-term interests that in substance form part of the Group's net investment in the associate.

Unrealised profits and losses resulting from transactions between the Group and its associates are eliminated to the extent of the Group's interest in the investee, except where unrealised losses provide evidence of an impairment of the asset transferred, in which case they are recognised immediately in profit or loss.

If an investment in an associate becomes an investment in a joint venture, retained interest is not remeasured. Instead, the investment continues to be accounted for under the equity method.

When the Group ceases to have significant influence over an associate, it is accounted for as a disposal of the entire interest in that investee, with a resulting gain or loss being recognised in profit or loss. Any interest retained in that former investee at the date when significant influence is lost is recognised at fair value and this amount is regarded as the fair value on initial recognition of a financial asset.

2 主要會計政策(續)

(f) 聯營公司(續)

當本集團對聯營公司或合營企業承擔的虧損額超過其所佔權益時，本集團所佔權益便會減少至零，並且不再確認額外虧損；但如本集團須履行法定或推定義務，或代被投資公司作出付款則除外。就此而言，本集團所佔權益是以按照權益法計算投資的賬面金額，以及實質上構成本集團在聯營公司或合營企業投資淨額一部分的長期權益為準。

本集團與其聯營公司間之交易所產生之未變現損益乃以本集團於被投資公司之權益為限予以抵銷，除非未變現虧損提供已轉讓資產之減值證據，在此情況下，則該等未變現虧損會即時於損益中確認。

如果於聯營公司的投資變為於合營企業的投資，則毋須重新計量保留權益。反之，有關投資繼續以權益法核算。

當本集團喪失對聯營公司的重大影響時，按出售有關被投資公司的全部權益列賬，由此產生的收益或虧損在損益中確認。在喪失重大影響力日期所保留有關前被投資公司的權益，按公允價值確認，此筆金額在初始確認金融資產時當作公允價值。

Notes to the Financial Statements

財務報表附註

(Expressed in Hong Kong dollars) (以港幣列示)

2 SIGNIFICANT ACCOUNTING POLICIES

(Continued)

(g) Classification of insurance and investment contracts

Contracts under which the Group accepts significant insurance risk from another party (“the policyholder”) by agreeing to compensate the policyholder if a specified uncertain future event (“the insured event”) adversely affects the policyholder are classified as insurance contracts. Insurance risk is risk, other than financial risk, transferred from the holder of a contract to the issuer. Financial risk is the risk of a possible future change in one or more of a specified interest rate, security price, commodity price, foreign exchange rate, index of prices or rates, a credit rating or credit index or other variable, provided in the case of a non-financial variable that the variable is not specific to a party to the contract. Insurance contracts may also transfer some financial risk.

Insurance risk is significant if, and only if, an insured event could cause the Group to pay significant additional benefits. Once a contract is classified as an insurance contract it remains classified as an insurance contract until all rights and obligations are extinguished or expired.

Contracts under which the transfer of insurance risk to the Group from the policyholder is not significant are classified as investment contracts.

2 主要會計政策 (續)

(g) 保險及投資合同的分類

如果指定的不確定未來事件 (「受保事故」) 對另一方 (「保單持有人」) 產生不利影響，則集團通過同意向保單持有人賠償來接受保單持有人的重大保險風險的合同被歸類為保險合同。保險風險是指從合同持有人轉移至發行人的風險 (金融風險除外)。金融風險是指一個或多個特定利率、證券價格、商品價格、外匯匯率、價格或利率指數、信用評級或信用指數或其他可變因素可能出現未來變化的風險，惟非金融可變因素是指不特定於合同一方的可變因素。保險合同也可能轉移部分金融風險。

如果且僅當受保事故可能導致集團支付重大額外給付時，保險風險屬於重大。一旦合同被歸類為保險合同，在所有權利和義務廢除或屆滿前，它仍被歸類為保險合同。

保單持有人向集團轉移不重大保險風險的合同被分類為投資合同。

2 SIGNIFICANT ACCOUNTING POLICIES*(Continued)***(g) Classification of insurance and investment contracts** *(Continued)***Contracts with a discretionary participation feature (“DPF”)**

Certain insurance contracts issued by the Group contain a DPF. A DPF is a contractual right held by a policyholder to receive, as a supplement to guaranteed minimum benefits, additional benefits that are likely to be a significant portion of the total contractual benefits, whose amount or timing is contractually at the Group’s discretion and is contractually based on:

- (i) the performance of a specified pool of contracts or a specified type of contract;
- (ii) realised and/or unrealised investment returns on a specified pool of assets held by the Group; and
- (iii) the profit or loss of the Group.

(h) Insurance contracts**(i) Recognition and measurement***Revenue*

Premiums in respect of insurance contracts are recognised as revenue when due. Fee income is recognised as revenue when services are rendered. Premiums and fee income exclude any taxes or duties.

Reinsurance commission refers to the amount paid by reinsurers to reimburse the expenses associated with issuing a policy. It is recognised as revenue when due. Profit commission is the reward paid by reinsurers for favourable experience.

2 主要會計政策 (續)**(g) 保險及投資合同的分類 (續)****具有酌情參與分紅特點的合同**

本集團發行的某些保險合同具有酌情參與分紅特點。這項特點是指保單持有人持有的合同權利，可以獲得可能是合同總利益重要部分的額外利益，其金額或時間由集團酌情訂約，並按下列條件訂約，作為保證最低給付的補足：

- (i) 指定合同池或指定合同類型的表現；
- (ii) 在集團持有的特定資產池中實現和／或未實現的投資回報；和
- (iii) 集團損益。

(h) 保險合同**(i) 確認和計量***收益*

保險合同的保費在到期時確認為收入。費用收入在提供服務時確認為收入。保費及費用收入不包括任何稅費。

再保險佣金是指再保險公司為報銷發出保單相關的費用而支付的金額。於到期時確認為收入。盈餘佣金是再保險公司為有利經驗所支付的獎勵。

Notes to the Financial Statements

財務報表附註

(Expressed in Hong Kong dollars) (以港幣列示)

2 SIGNIFICANT ACCOUNTING POLICIES

(Continued)

(h) Insurance contracts (Continued)

(i) Recognition and measurement (Continued)

Claims

Claims include maturities, annuities, surrenders and death claims. Maturity and annuity claims are recognised as an expense when due for payment. Surrender claims are recognised when notified. Death claims are recognised when notified.

Outstanding claims includes estimates of both claims that have been reported but not paid and those that have been incurred but not reported, also includes estimates of all future expenses associated with processing and settlement of these claims.

The estimation process is primarily based on the assumption that experience is an appropriate indication of future events, and involves a variety of actuarial techniques that analyse experience, trends and other relevant factors. The amount recorded represents the best estimate based upon currently known facts and actuarial guidelines.

Policyholders' deposits

Policyholders' deposits include deposit components of insurance contracts, liabilities for universal and variable life products, annuities and investment related policies and contracts. These liabilities are established by contract deposits, increased by interest credited and decreased by interest debited, contract fees and contract withdrawals. Interest credited represents the interest accrued to universal life contracts account balance based on the credited rate declared by the Group from time to time. For linked contracts, it represents the earnings credited to the account balance based on the performance of selected investment choices. Interest credited is recognised as expense when paid in payable.

2 主要會計政策(續)

(h) 保險合同(續)

(i) 確認和計量(續)

賠款

賠款包括到期、年金、退保和死亡賠款。到期和年金賠款在到期時確認為費用。退保賠款在收到通知後予以確認。死亡賠款在收到通知後予以確認。

未決賠款包括已報告但尚未支付的賠款以及已發生但未報告的賠款的估計，亦包括與處理和結算該等賠款有關的所有未來費用估計。

估計過程主要基於經驗作為未來事件的適當跡象的假設，同時涉及分析經驗、趨勢和其他相關因素的各類精算技術。錄入金額指根據目前已知事實和精算準則的最佳估計。

保單持有人的存款

保單持有人的存款包括保險合同的存款部分、萬用及可變壽險產品的負債、年金及投資相關保單及合同。這些負債由合同存款確定，通過利息貸記增加，並由利息借入、合同費用和合同提取減少。利息貸記是指根據本集團不時宣佈的抵補利率計算的萬能壽險合同賬戶餘額所產生的利息。對於連結式合同，指根據選定投資方案的績效記入賬戶餘額的收入。利息貸記於應付時確認為費用。

Notes to the Financial Statements

財務報表附註

(Expressed in Hong Kong dollars) (以港幣列示)

2 SIGNIFICANT ACCOUNTING POLICIES

(Continued)

(h) Insurance contracts (Continued)

(i) Recognition and measurement (Continued)

Future policyholders' benefits

Liability for future policyholders' benefits of insurance contracts for traditional life contracts and additional coverages offered under policy riders are calculated using the net level premium method and assumptions as to investment yields, mortality, withdrawals and dividends. The assumptions are based on best estimate projections of past experience from the commencement of each contract and include provisions for possible adverse deviations. The assumptions are made at the time the contract is issued and do not change, unless a loss needs to be recognised.

The reserves for participating whole life products are calculated using the net level premium method based upon prescribed estimates as to investment yield, mortality, withdrawals. Dividends are also included. Reserves for accident and disability contracts are based upon mortality, morbidity and withdrawal assumptions which are based on the Group's own experience and certain reinsurance tables. Unpaid disability claim liabilities are established based on disability payments earned from the last payment date to the valuation date.

2 主要會計政策(續)

(h) 保險合同(續)

(i) 確認和計量(續)

未來保單持有人的給付

傳統壽險合同的未來保單持有人的給付和保單附加條款提供的額外保障責任，是使用淨保費方法和投資收益率、死亡率、退保和股息的假設計算的。這些假設基於每份合同開始時過去經驗的最佳估計預測，並包括就可能不利偏差作出的準備金。除非需要確認損失，否則這些假設在合同簽訂時作出，並且不會發生變化。

參與終身壽險產品的儲備金會使用以既定估計為基礎的淨保費法計算投資收益率、死亡率和退保假設。股息也包括在內。意外和殘疾合同的儲備是以死亡率、發病率和退保假設為基礎，而這些基礎則取決於集團自身的經驗和某些再保險表而定。未付的殘疾賠款責任是根據從上一個支付日到估值日期獲得的殘疾支付釐定。

Notes to the Financial Statements

財務報表附註

(Expressed in Hong Kong dollars) (以港幣列示)

2 SIGNIFICANT ACCOUNTING POLICIES (Continued)

(h) Insurance contracts (Continued)

(i) Recognition and measurement (Continued)

Unearned revenue liability (“URL”)

Amounts assessed against policyholders’ account balances that represent compensation to the Group for services to be provided in future periods are not recognised in the period assessed. These amounts are reported as unearned revenue liability and recognised in the income statements over the period benefited, using the same assumptions and factors utilised to amortise deferred acquisition costs.

Shadow accounting is applied so that the URL balance is also adjusted by an amount that represents the change in amortisation of URL that would have been required as a charge or credit to profit and loss had unrealised amounts recorded in fair value reserve been realised. These adjustments are charged or credited to the fair value reserve.

The accounting treatment for URL arising from insurance contracts is also applied to investment contracts.

(ii) Embedded derivatives in insurance contracts

Features contained within insurance contracts that would be considered derivatives if they were stand alone instruments which have not been separated and measured at fair value if those embedded derivatives are closely related to the host insurance contract.

The Group has taken advantage of the exemption available in HKFRS 4 Insurance Contract not to separate and measure at fair value policyholder options to surrender insurance contracts for a fixed amount even if the exercise price differs from the carrying amount of the host insurance liability.

2 主要會計政策 (續)

(h) 保險合同 (續)

(i) 確認和計量 (續)

未到期收入責任

根據保單持有人的賬戶餘額評估的金額，代表對未來期間提供的服務的集團補償，在評估期間不予確認。這些金額作為未到期收入責任報告，並在受益期間在收入賬戶中確認，並使用與攤銷遞延保單獲得成本相同的假設和因素。

通過使用影子會計，就未到期收入責任的餘額調整一個金額，以反映當記錄於公允價值儲備的未變現金額獲變現時作為扣自或計入損益而需要對未到期收入責任的攤銷作出的變動。

對保險合同產生的未到期收入責任採用的會計處理也適用於投資合同。

(ii) 保險合同的嵌入衍生工具

保險合同中包含的特徵如是獨立工具則會被視為衍生工具。如嵌入衍生工具與主體保險合同密切相關並不會分拆和按公允價值計量。

本集團已利用《香港財務報告準則》第4號保險合同所載的豁免，即使行使價與主保險負債的賬面值不同，亦不會以公允價值分離和計量保單持有人按固定金額退保的選擇權。

2 SIGNIFICANT ACCOUNTING POLICIES*(Continued)***(h) Insurance contracts** *(Continued)***(iii) Reinsurance**

The Group cedes reinsurance in the normal course of business for the purpose of limiting its net loss potential through the diversification of its risks. Assets, liabilities, income and expense arising from ceded reinsurance contracts are presented separately from the related assets, liabilities, income and expense from the related insurance contracts because the reinsurance arrangements do not relieve the Group from its direct obligations to policyholders.

Only rights under contracts that give rise to a significant transfer of insurance risk are accounted for as reinsurance assets. Rights under contracts that do not transfer significant insurance risk are accounted for as financial instruments.

Reinsurance premiums for ceded reinsurance are recognised as an expense on a basis that is consistent with the recognition basis for the premiums on the related insurance contracts.

(iv) Deferred acquisition costs (“DAC”)

The Group’s DAC is an intangible asset comprised of incremental direct costs of contract acquisition and the portion of employee total compensation and payroll-related fringe benefits directly related to time spent performing the following acquisition activities: (a) underwriting; (b) policy issuance and processing; (c) medical and inspection; (d) sales force contract selling; and (e) other direct costs that would not have been incurred if the contract had not been acquired.

2 主要會計政策(續)**(h) 保險合同(續)****(iii) 再保險**

本集團在正常業務過程中分出再保險，以通過分散風險來限制其淨虧損潛力。分出再保險合同產生的資產、負債、收入和支出與相關保險合同的相關資產、負債、收入和支出分開列報，因為再保險安排不會減輕集團對保單持有人的直接責任。

只有導致重大保險風險轉移的合同下的權利才作為再保險資產入賬。不轉移重大保險風險的合同下的權利作為金融工具入賬。

分出再保險的再保險保費按與相關保險合同保費的確認依據一致的基礎確認為費用。

(iv) 遞延保單獲得成本

本集團的遞延保單獲得成本是一項無形資產，包括保單獲得的增量直接成本，以及與執行以下保單獲得活動所花費的時間直接相關的員工總薪酬和與薪資相關的附加給付部分：(a)承保；(b)保單發出和處理；(c)醫療和檢查；(d)銷售團隊的保單銷售；(e)未取得保單時不會發生的其他直接費用。

Notes to the Financial Statements

財務報表附註

(Expressed in Hong Kong dollars) (以港幣列示)

2 SIGNIFICANT ACCOUNTING POLICIES

(Continued)

(h) Insurance contracts (Continued)

(iv) Deferred acquisition costs ("DAC") (Continued)

Incremental direct costs of acquisition include commissions or volume-related sales bonuses and medical and inspection fees for a successful contract acquisition. The portion of employee compensation and related benefits include only those costs directly related to time spent performing those activities for actual acquired contracts. Related benefits include medical insurance, group life insurance and retirement plans.

The Group also defers the commissions and volume-related expense allowances for successful contract acquisitions in transactions with our career agents. All other acquisition-related costs such as soliciting potential customers, market research, training, administration, unsuccessful acquisition or renewal efforts and product development is charged to expense as incurred. Administration costs, rent, depreciation, occupancy, equipment, and all other general overhead costs are also charged to expense as incurred.

DAC for universal life and investment-type products are amortised with interest spread over the expected life of the contract in proportion to the estimated gross profits from investment, mortality, expense margins and surrender charges. Amortisation interest rates are based upon rates in effect at the inception of the contracts. The amortisation rate is periodically updated to reflect current period experience or changes in assumptions that affect future profitability, such as investment returns, asset growth rates, lapse rates, expenses, surrender charges and mortality experience. These changes result in adjustments to the DAC balances in the period that the Group changes its assumptions, as well as changes in prospective DAC amortisation.

2 主要會計政策(續)

(h) 保險合同(續)

(iv) 遞延保單獲得成本(續)

所增加的直接保單獲得成本包括佣金或與銷量相關的銷售獎金，以及成功獲得保單的醫療和檢查費用。員工薪酬和相關給付的部分僅包括就實際獲得的保單執行這些活動所花費的時間直接相關的成本。相關給付包括醫療保險、團體人壽保險和退休計劃。

在與我們的專業代理人進行交易時，本集團還遞延計算與成功保單獲得相關的佣金和與銷量相關的費用補貼。所有其他與保單獲得相關的成本，例如徵求潛在客戶、市場研究、培訓、管理、不成功的保單獲得或續保工作，以及產品開發，均在發生時計入費用。管理成本、租金、折舊、佔用、設備和所有其他一般間接費用也在發生時計入費用。

萬用壽險和投資類型產品涉及的遞延保單獲得成本會按照與投資、死亡率、費用差額和退保費用的估計毛利潤成比例的利息，在保單的預期壽命內攤銷。攤銷利率以保單開始時生效的利率為基礎。攤銷率會定期更新，以反映當前期間的經驗，或影響未來盈利能力的假設變化，例如投資回報、資產增長率、失效率、開支、退保收費及死亡率經驗。這些變化導致在集團改變其假設期間調整遞延保單獲得成本的餘額，以及預期遞延保單獲得成本的攤銷變化。

Notes to the Financial Statements

財務報表附註

(Expressed in Hong Kong dollars) (以港幣列示)

2 SIGNIFICANT ACCOUNTING POLICIES

(Continued)

(h) Insurance contracts (Continued)

(iv) Deferred acquisition costs (“DAC”) (Continued)

DAC for traditional life and non-medical health products are amortised in proportion to anticipated premiums. Assumptions as to anticipated premiums are made at the date of issuance and are applied during the lives of the contracts consistently. Deviations from estimated experience are included in profit or loss when they occur.

Shadow accounting is applied so that the DAC balance is also adjusted by an amount that represents the change in amortisation of DAC that would have been required as a charge or credit to profit or loss had unrealised amounts recorded in fair value reserve been realised. These adjustments are charged or credited to the fair value reserve.

The accounting treatment for DAC arising from insurance contracts is also applied to investment contracts.

2 主要會計政策 (續)

(h) 保險合同 (續)

(iv) 遞延保單獲得成本 (續)

傳統壽險和非醫療保健產品的遞延保單獲得成本按預期保費比例攤銷。有關預期保費的假設於發行日期作出，並在保單期限內貫徹適用。來自估計經驗的偏差在發生時包括在損益中。

通過使用影子會計，就遞延保單獲得成本的餘額調整一個金額，以反映當記錄於公允價值儲備的未變現金額獲變現時作為扣自或計入損益而需要對遞延保單獲得成本的攤銷作出的變動。

對保險合同產生的遞延保單獲得成本採用的會計處理也適用於投資合同。

Notes to the Financial Statements

財務報表附註

(Expressed in Hong Kong dollars) (以港幣列示)

2 SIGNIFICANT ACCOUNTING POLICIES

(Continued)

(h) Insurance contracts (Continued)

(v) Value of business acquired (“VOBA”)

VOBA, in respect of a portfolio of long-term insurance and investment contracts, is an intangible asset that reflects the estimated fair value of in-force contracts in a life insurance company acquisition and represents the portion of the purchase price that is allocated to the value of the right to receive future cash flows from the business in-force at the acquisition date of a subsidiary. VOBA is based on actuarially determined projections, by each block of business, of future policy and contract charges, premiums, mortality and morbidity, separate account performance, surrenders, operating expenses, investment returns and other factors. If this results from the acquisition of an investment in a joint venture or an associate, the VOBA is held within the carrying amount of that investment. The VOBA is amortised over the estimated life of the contracts in the acquired portfolio on a systematic basis. The rate of amortisation reflects the profile of the value of in-force business acquired. The carrying value of VOBA is reviewed annually for impairment and any reduction is charged to the consolidated income statement.

Shadow accounting is applied so that the VOBA balance is also adjusted by an amount that represents the change in amortisation of VOBA that would have been required as a charge or credit to profit or loss had unrealised amounts recorded in fair value reserve been realised. These adjustments are charged or credited to the fair value reserve.

The accounting treatment for VOBA arising from insurance contracts is also applied to investment contracts.

2 主要會計政策(續)

(h) 保險合同(續)

(v) 收購業務價值

對於長期保險和投資合同組合而言，收購業務價值的價值是指無形資產，能反映人壽保險公司已獲得有效合同的估計公允價值，並代表分配至於附屬公司獲得日有權獲取有效業務之未來現金流量的權力價值的購買價部分。收購業務價值基於每個業務分部對未來保單和合同費用、保費、死亡率和發病率、獨立賬戶業績、退保金、經營開支、投資回報和其他因素的精算確定預測。如果這由獲得於合營企業或聯營公司的投資而產生，則已獲得業務的價值計入該投資的賬面值。收購業務價值以系統基準在已獲得投資組合的合同的預計生命週期內攤銷。攤銷率反映了已獲得有效業務價值的特點。已獲得業務的價值的賬面值每年進行減值審核，任何減少額均計入綜合收益表。

通過使用影子會計，就收購業務價值的餘額調整一個金額，以反映當記錄於公允價值儲備的未變現金額獲變現時作為扣自或計入損益而需要對收購業務價值的攤銷作出的變動。

對保險合同產生的收購業務價值採用的會計處理也適用於投資合同。

Notes to the Financial Statements

財務報表附註

(Expressed in Hong Kong dollars) (以港幣列示)

2 SIGNIFICANT ACCOUNTING POLICIES

(Continued)

(h) Insurance contracts (Continued)

(vi) Liability adequacy test

At the end of each reporting period, liability adequacy tests are performed to determine if the insurance contract provisions, less deferred acquisition costs and VOBA, are adequate. Current best estimates of all future contractual cash flows and related expenses, such as claims handling expenses, and investment income from assets backing the insurance contract provisions are used in performing these tests. If a shortfall is identified the related deferred acquisition costs and VOBA are written down and, if necessary, an additional provision is established. The deficiency is recognised in the consolidated income statement for the year.

(i) Investment contracts

Investment contracts are recognised as financial liabilities in the statement of financial position when the Group becomes a party to their contractual provisions. Contributions received from policyholders are not recognised in the consolidated income statement but are accounted for as deposits in the consolidated statement of financial position.

All investment contracts issued by the Group are designated by the Group on initial recognition at fair value through profit or loss. This designation eliminates or significantly reduces a measurement inconsistency that would otherwise arise if these financial liabilities were not measured at fair value since the assets held to back the investment contract liabilities are also measured at fair value.

Changes in the fair value of investment contracts are included in the consolidated income statement in the period in which they arise.

2 主要會計政策(續)

(h) 保險合同(續)

(vi) 負債充足性測試

在每個報告期末進行負債充足性測試，以確定當保險合同準備金減去遞延保單獲得成本和已獲得業務的價值後是否足夠。當前對所有未來合同現金流量和相關費用的最佳估計，例如賠款處理費用，以及支持保險合同準備金的資產投資收入，會用來執行這些測試。如果發現缺額，則減記相關的遞延保單獲得成本和已獲得業務的價值，並在必要時建立額外的準備金。該項缺失在本年度的綜合收益表中確認。

(i) 投資合同

當本集團成為其合同條款的一方時，投資合同在財務狀況表中確認為金融負債。從保單持有人收到的供款不在綜合收益表中確認，但在綜合財務狀況表中作為存款入賬。

本集團發行的所有投資合同均由本集團於初步確認時按公允價值計入損益。該項指定消除或顯著減少了當這些金融負債不是以公允價值計量而將會出現不一致的計量情況，因為支援投資合同負債的資產也以公允價值計量。

投資合同的公允價值變動計入其產生期間的綜合收益表。

Notes to the Financial Statements

財務報表附註

(Expressed in Hong Kong dollars) (以港幣列示)

2 SIGNIFICANT ACCOUNTING POLICIES

(Continued)

(j) Investments

The Group's policies for investments in debt and equity securities, other than investments in subsidiaries, associates and joint ventures, are set out below.

Investments in debt and equity securities are recognised/derecognised on the date the Group commits to purchase/sell the investment. The investments are initially stated at fair value plus directly attributable transaction costs, except for those investments measured at fair value through profit or loss ("FVPL") for which transaction costs are recognised directly in profit or loss. For an explanation of how the Group determines fair value of financial instruments, see note 5. These investments are subsequently accounted for as follows, depending on their classification.

Investments other than equity investments

Non-equity investments held by the Group are classified into one of the following measurement categories:

- amortised cost, if the investment is held for the collection of contractual cash flows which represent solely payments of principal and interest. Interest income from the investment is calculated using the effective interest method (see note 2(x)(iii)).
- fair value through other comprehensive income ("FVOCI") – recycling, if the contractual cash flows of the investment comprise solely payments of principal and interest and the investment is held within a business model whose objective is achieved by both the collection of contractual cash flows and sale. Changes in fair value are recognised in other comprehensive income, except for the recognition in profit or loss of expected credit losses, interest income (calculated using the effective interest method) and foreign exchange gains and losses. When the investment is derecognised, the amount accumulated in other comprehensive income is recycled from equity to profit or loss.

2 主要會計政策(續)

(j) 投資

本集團有關債務和權益證券投資(於附屬公司、聯營公司和合營企業的投資除外)的政策如下。

債務及股本證券投資於本集團承諾購買/出售投資當日確認/終止確認。投資初始按公允價值加直接應佔交易成本列賬，惟以公允價值計量且其變動計入當期損益的投資則除外，其交易成本直接計入損益。有關本集團如何確定金融工具公允價值的詮釋，請參閱附註5。這些投資其後按所屬分類以下列方式入賬。

除股權投資外的投資

本集團持有的非股權投資劃歸為以下計量類別之一：

- 攤銷成本，如果投資僅是為了收取僅代表本金和利息的支付的合同現金流量而持有。投資的利息收入採用實際利率法計算(參閱附註2(x)(iii))。
- 以公允價值計量且其變動計入其他全面收益—可轉回，如果該投資的合同現金流量包括僅為本金和利息的支付，且持有該投資所屬的商業模式目標是通過收取合同現金流量出售來實現。公允價值變動計入其他全面收益，但預期信用損失的損益、利息收入(採用實際利率法計算)和匯兌收益和虧損的確認的除外。當終止確認投資時，在其他全面收益中累計的金額將從權益轉回至損益。

Notes to the Financial Statements

財務報表附註

(Expressed in Hong Kong dollars) (以港幣列示)

2 SIGNIFICANT ACCOUNTING POLICIES

(Continued)

(j) Investments (Continued)

Investments other than equity investments (Continued)

- FVPL if the investment does not meet the criteria for being measured at amortised cost or FVOCI (recycling). Changes in the fair value of the investment (including interest) are recognised in profit or loss.

Equity investments

An investment in equity securities is classified as FVPL unless the equity investment is not held for trading purposes and on initial recognition of the investment the Group makes an election to designate the investment at FVOCI (non-recycling) such that subsequent changes in fair value are recognised in other comprehensive income. Such elections are made on an instrument-by-instrument basis, but may only be made if the investment meets the definition of equity from the issuer's perspective. Where such an election is made, the amount accumulated in other comprehensive income remains in the fair value reserve (non-recycling) until the investment is disposed of. At the time of disposal, the amount accumulated in the fair value reserve (non-recycling) is transferred to retained earnings. It is not recycled through profit or loss. Dividends from an investment in equity securities, irrespective of whether classified as at FVPL or FVOCI, are recognised in profit or loss as other income in accordance with the policy set out in note 2(x)(ii).

2 主要會計政策 (續)

(j) 投資 (續)

除股權投資外的投資 (續)

- 如果投資不符合以攤銷成本或以公允價值計量且其變動計入其他全面收益(可轉回)的標準,則以公允價值計量且其變動計入損益。投資的公允價值變動(包括利息)在損益中確認。

股權投資

股權證券投資被劃歸為以公允價值計量且其變動計入損益,除非股權投資不是為交易目的而持有,並且在初始確認投資時,本集團選擇指定該投資以公允價值計量且其變動計入其他全面收益(不可轉回),因此,其後的公允價值變動在其他全面收益中確認。該選擇是基於逐項工具作出,但僅限於投資符合發行人認可的股權定義時才可行。進行該選擇時,在其他全面收益中累計的金額保留在公允價值儲備(不可轉回),直至投資出售。出售投資時,公允價值儲備(不可轉回)中累計的金額轉入保留盈利,不通過損益轉回。股權證券投資的股息,無論是劃歸為以公允價值計量且其變動計入損益還是以公允價值計量且其變動計入其他全面收益,均按照附註2(x)(ii)所載政策在損益中確認為其他收入。

Notes to the Financial Statements

財務報表附註

(Expressed in Hong Kong dollars) (以港幣列示)

2 SIGNIFICANT ACCOUNTING POLICIES (Continued)

(j) Investments (Continued)

Overlay approach

The Group has applied the overlay approach under HKFRS 4, to reclassify between profit or loss and other comprehensive income the difference between amounts recognised in profit or loss under HKFRS 9 and those would have been reported under HKAS 39, for designated financial assets including hybrid debt instruments (recognised on bifurcated basis), unit trust and partnership investments on an instrument-by-instrument basis. A financial asset is eligible for designation if 1) it is not held for an activity that is unconnected with contracts in the scope of HKFRS 4; and 2) it is measured at fair value through profit or loss under HKFRS 9 but would have not been under HKAS 39. The overlay impact is shown in the consolidated income statement.

(k) Derivative financial instruments

Derivative financial instruments are recognised initially at fair value. At the end of each reporting period the fair value is remeasured. The gain or loss on remeasurement to fair value is recognised immediately in profit or loss, except where the derivatives qualify for cash flow hedge accounting or hedges of net investment in a foreign operation, in which case recognition of any resultant gain or loss depends on the nature of the item being hedged.

(l) Accounts payable and other payables

Accounts payable and other payables are initially recognised at fair value and thereafter stated at amortised cost unless the effect of discounting would be immaterial, in which case they are stated at cost.

2 主要會計政策 (續)

(j) 投資 (續)

覆蓋調整

本集團已應用《香港財務報告準則》第4號「保險合同」以重新劃分損益及其他全面收益、根據《香港財務報告準則》第9號於損益內確認的金額與根據《香港會計準則》第39號呈報的金額差異。指定金融資產包括混合債務工具(單獨確認)、單位信託及基於逐項工具的合夥投資。如果1)金融資產的持有並非為了與《香港財務報告準則》第4號範圍內合同無關的活動；2)金融資產根據《香港財務報告準則》第9號以公允價值計量且其變動計入當期損益，但根據《香港會計準則》第39號則不以公允價值計量且其變動計入當期損益，那麼該金融資產符合指定資格。覆蓋法的影響於綜合收益表中列示。

(k) 衍生金融工具

衍生金融工具以公允價值初始確認。於各報告期末，公允價值乃重新計量。本集團會於報告期末重新計量公允價值，由此產生的收益或虧損即時在損益中確認。然而，如屬符合現金流量套期會計條件或用作對境外經營的淨投資套期的衍生工具，則所產生的任何收益或虧損須依據被套期項目的性質確認。

(l) 應付賬款及其他應付款項

應付賬款及其他應付款項初始按公允價值確認，其後則按攤銷成本列賬，除非貼現影響輕微，則在該情況下按成本列賬。

Notes to the Financial Statements

財務報表附註

(Expressed in Hong Kong dollars) (以港幣列示)

2 SIGNIFICANT ACCOUNTING POLICIES

(Continued)

(m) Interest-bearing borrowings

Interest-bearing borrowings are recognised initially at fair value less attributable transaction costs. Subsequent to initial recognition, interest-bearing borrowings are stated at amortised cost with any difference between the amount initially recognised and redemption value being recognised in profit or loss over the period of the borrowings, together with any interest and fees payable, using the effective interest method.

(n) Financial liabilities at fair value through profit or loss

Financial liabilities are classified as at FVPL when the financial liability is (i) contingent consideration that may be paid by an acquirer as part of a business combination to which HKFRS 3 Business Combinations applies, (ii) held for trading or (iii) those designated as at FVPL.

A financial liability is classified as held for trading if:

- it has been acquired principally for the purpose of repurchasing it in the near term; or
- on initial recognition it is a part of a portfolio of identified financial instruments that the Group manages together and has a recent actual pattern of short-term profit-taking; or
- it is a derivative that is not designated and effective as a hedging instrument.

2 主要會計政策(續)

(m) 帶息借款

帶息借款按公允價值減去應佔交易成本後初始確認。初始確認後，帶息借款以攤銷成本列賬，而初始確認的數額與贖回價值之間的任何差異，連同任何應付利息和費用，均以實際利息法於借款期內在損益中確認。

(n) 以公允價值計量且其變動計入損益的金融負債

金融負債為(i)收購方可能支付作為業務合併的一部分的或然代價(適用於《香港財務報告準則》第3號)「企業合併」(ii)持作買賣或(iii)指定為以公允價值計量且其變動計入損益，則劃歸為以公允價值計量且其變動計入損益。

倘出現下列情況，金融負債將被劃歸為持作買賣：

- 其獲收購的主要目的為於短期內購回；或
- 於初步確認時，其為本集團集中管理且具有短期獲利的最近實際模式的已識別財務工具組合的一部分；或
- 其為並非指定及有效為對沖工具的衍生工具。

Notes to the Financial Statements

財務報表附註

(Expressed in Hong Kong dollars) (以港幣列示)

2 SIGNIFICANT ACCOUNTING POLICIES (Continued)

(n) Financial liabilities at fair value through profit or loss (Continued)

A financial liability, other than a financial liability held for trading or contingent consideration may be paid by an acquirer as part of a business combination, may be designated as at FVPL upon initial recognition if:

- such designation eliminates or significantly reduces a measurement or recognition inconsistency that would otherwise arise; or
- the financial liability forms part of a Group of financial assets or financial liabilities or both, which is managed and its performance is evaluated on a fair value basis, in accordance with the Group's documented risk management or investment strategy, and information about the grouping is provided internally on that basis; or
- it forms part of a contract containing one or more embedded derivatives, and HKFRS 9 permits the entire combined contract (asset or liability) to be designated as at FVPL.

Financial liabilities at FVPL are measured at fair value, with any gains or losses arising on remeasurement recognised in profit or loss. The net gain or loss recognised in profit or loss excludes any interest paid on the financial liabilities. Fair value is determined in the manner described in note 5.

2 主要會計政策(續)

(n) 以公允價值計量且其變動計入損益的金融負債(續)

倘屬下列情況，持作買賣的金融負債或收購方可能支付作為業務合併一部分的或然代價以外的金融負債於初步確認時可被指定為以公允價值計量且其變動計入損益：

- 該指定消除或顯著減少原應出現之計量或確認的不一致性；或
- 金融負債組成一組財務資產或金融負債或兩者的一部分，以公允價值基準作出管理及評估，並根據本集團明文制定的風險管理或投資策略以及有關組合按該基準向內部提供資料；或
- 其組成包含一項或多項嵌入式衍生工具的合同一部分，而《香港會計準則》第9號容許將整份合併合同(資產或負債)指定為以公允價值計量且其變動計入損益。

以公允價值計量且其變動計入損益的金融負債按公允價值計量，而重新計量產生的任何收益或虧損於損益確認。於損益確認的收益或虧損淨額不包括就金融負債所支付的任何利息。公允價值按附註5所述的方式釐定。

Notes to the Financial Statements

財務報表附註

(Expressed in Hong Kong dollars) (以港幣列示)

2 SIGNIFICANT ACCOUNTING POLICIES

(Continued)

(o) Property and equipment

Property and equipment are stated in the statement of financial position at cost less accumulated depreciation and impairment losses.

Depreciation is calculated to write off the cost of fixed assets, less their estimated residual value, if any, using the straight line method over their estimated useful lives as follows:

- Leasehold improvements	Shorter of lease term and useful lives
- Office equipment and furniture	5 years
- Computers equipment	3 to 20 years

Both the useful life of an asset and its residual value, if any, are reviewed annually.

Gains or losses arising from the retirement or disposal of an item of fixed assets are determined as the difference between the net disposal proceeds and the carrying amount of the item and are recognised in consolidated income statement on the date of retirement or disposal.

(p) Leased assets

At inception of a contract, the Group assesses whether the contract is, or contains, a lease. A contract is, or contains, a lease if the contract conveys the right to control the use of an identified asset for a period of time in exchange for consideration. Control is conveyed where the customer has both the right to direct the use of the identified asset and to obtain substantially all of the economic benefits from that use.

2 主要會計政策(續)

(o) 物業及設備

物業及設備乃按成本扣除累計折舊及減值虧損於財務狀況表內列賬。

物業及設備項目採用直線法於其估計可使用年期內計算折舊，以撇銷其成本扣除其估計剩餘價值(如有)如下：

- 租賃物業裝修	租期與使用年期之較短者
- 辦公設備和家具	5年
- 電腦設備	3-20年

本集團會每年審閱資產的可用期限和殘值(如有)。

報廢或出售物業及設備項目所產生之收益或虧損按出售所得款項淨額與項目賬面值之差額釐定，並於報廢或出售當日於綜合收益表內確認。

(p) 租賃資產

本集團於合同開始時對合同進行評估，確定該合同是否為一項租賃或者包含一項租賃。倘合同於一段時間內，為換取對價而讓渡一項可識別資產使用的控制權，則該合同是一項租賃或包含一項租賃。若客戶不但擁有主導可識別資產使用的權利，還有權獲得使用可識別資產所產生的幾乎全部經濟利益，則資產的使用權發生讓渡。

Notes to the Financial Statements

財務報表附註

(Expressed in Hong Kong dollars) (以港幣列示)

2 SIGNIFICANT ACCOUNTING POLICIES

(Continued)

(p) Leased assets (Continued)

Where the contract contains lease component(s) and non-lease component(s), the Group has elected not to separate non-lease components and accounts for each lease component and any associated non-lease components as a single lease component for all leases.

At the lease commencement date, the Group recognises a right-of-use asset and a lease liability, except for short-term leases that have a lease term of 12 months or less and leases of low-value assets which, for the Group are primarily laptops and office furniture. When the Group enters into a lease in respect of a low-value asset, the Group decides whether to capitalise the lease on a lease-by-lease basis. The lease payments associated with those leases which are not capitalised are recognised as an expense on a systematic basis over the lease term.

Where the lease is capitalised, the lease liability is initially recognised at the present value of the lease payments payable over the lease term, discounted using the interest rate implicit in the lease or, if that rate cannot be readily determined, using a relevant incremental borrowing rate. After initial recognition, the lease liability is measured at amortised cost and interest expense is calculated using the effective interest method. Variable lease payments that do not depend on an index or rate are not included in the measurement of the lease liability and hence are charged to profit or loss in the accounting period in which they are incurred.

2 主要會計政策(續)

(p) 租賃資產(續)

對於所有租賃，若合約同時包含租賃組成部分和非租賃組成部分，本集團選擇不拆分非租賃組成部分，而將各個租賃組成部分和與其相關的非租賃組成部分作為單一的租賃組成部分進行會計處理。

本集團於租賃開始日確認使用權資產和租賃負債，惟租賃期為12個月或以下的短期租賃及低價值資產租賃(就本集團而言，主要為筆記本電腦和辦公家具)除外。當本集團就一項低價值資產訂立租賃時，本集團以每一項租賃為基礎決定是否將該租賃予以資本化。與未進行資本化的租賃相關的租賃付款額於整個租賃期內系統地確認為費用。

若租賃被資本化，租賃負債按照租賃期內的應付租賃付款額按租賃內含利率(若租賃內含利率無法直接確定，則使用相關的增量借款利率)折現後的現值進行初始確認。初始確認後，租賃負債按攤銷成本計量，並採用實際利率法計算利息費用。不取決於指數或比率的可變租賃付款額不納入租賃負債的計量，因此在其發生的會計期間內在損益中列支。

Notes to the Financial Statements

財務報表附註

(Expressed in Hong Kong dollars) (以港幣列示)

2 SIGNIFICANT ACCOUNTING POLICIES

(Continued)

(p) Leased assets (Continued)

The right-of-use asset recognised when a lease is capitalised is initially measured at cost, which comprises the initial amount of the lease liability plus any lease payments made at or before the commencement date, and any initial direct costs incurred. Where applicable, the cost of the right-of-use assets also includes an estimate of costs to dismantle and remove the underlying asset or to restore the underlying asset or the site on which it is located, discounted to their present value, less any lease incentives received. The right-of-use asset is subsequently stated at cost less accumulated depreciation. Depreciation is calculated to write off the cost of leased assets, using the straight line method over their estimated useful lives as follows:

– Properties leased for own use	Shorter of lease term and useful lives
– Office equipment and furniture	Shorter of lease term and 5 years
– Computer equipment	Shorter of lease term and 3 to 5 years

The lease liability is remeasured when there is a change in future lease payments arising from a change in an index or rate, or there is a change in the Group's estimate of the amount expected to be payable under a residual value guarantee, or there is a change arising from the reassessment of whether the Group will be reasonably certain to exercise a purchase, extension or termination option. When the lease liability is remeasured in this way, a corresponding adjustment is made to the carrying amount of the right-of-use asset, or is recorded in profit or loss if the carrying amount of the right-of-use asset has been reduced to zero.

The Group presents right-of-use assets that do not meet the definition of investment property in 'Property and equipment' and presents lease liabilities separately in the consolidated statement of financial position.

2 主要會計政策(續)

(p) 租賃資產(續)

在資本化租賃時確認的使用權資產按成本初始計量。使用權資產的成本包括租賃負債的初始金額，加上在租賃期開始日或之前支付的租賃付款額以及已發生的初始直接費用。在適用情況下，使用權資產的成本還包括拆卸及移除標的資產、復原標的資產或其所在場所估計將發生的成本折現後的現值，減去收到的租賃激勵。使用權資產後續按成本減去累計折舊和減值虧損後的金額列賬。租賃物業及設備項目採用直線法於其估計可使用年內計算折舊，以撇銷其成本(如有)如下：

– 自用租賃物業	租期與使用年期之較短者
– 辦公設備和家具	租期與使用年期之較短者及5年
– 電腦設備	租期與使用年期之較短者及3-5年

倘指數或比率變化導致未來租賃付款額發生變動，或者本集團根據餘值擔保估計的應付金額發生變動，或者對於本集團是否合理確定將行使購買、續租或終止租賃選擇權的重估結果發生變化，則應重新計量租賃負債。倘在這種情況下重新計量租賃負債，應對使用權資產的賬面金額作出相應調整；倘使用權資產的賬面金額已減至零，則將相關調整計入損益。

本集團將不符合投資物業定義的使用權資產列示於「物業和設備」項下，並在綜合財務狀況表中單獨列示租賃負債。

Notes to the Financial Statements

財務報表附註

(Expressed in Hong Kong dollars) (以港幣列示)

2 SIGNIFICANT ACCOUNTING POLICIES (Continued)

(q) Insurance and reinsurance receivables and other receivables

Insurance and reinsurance receivables and other receivables are initially recognised at fair value and thereafter stated at amortised cost using the effective interest method, less allowance for impairment losses, except where the receivables are interest-free loans made to related parties without any fixed repayment terms or the effect of discounting would be immaterial. In such cases, the receivables are stated at cost less allowance for impairment losses.

(r) Reinsurance premium and other payables

Reinsurance premium and other payables are initially recognised at fair value and subsequently stated at amortised cost unless the effect of discounting would be immaterial, in which case they are stated at cost.

(s) Intangible assets

The intangible assets that are acquired by the Group are stated at cost less accumulated amortisation (where the estimated useful life is finite) and impairment losses (see note 2(t) (ii)). Amortisation begins when the asset is available for use, i.e. when it is in the location and condition necessary for it to be capable of operating in the manner intended.

Amortisation of intangible assets with finite useful lives is charged to profit or loss on a straight-line basis over the assets' estimated useful lives as follows:

- Computers software	3 – 5 years
----------------------	-------------

Intangible assets, such as trade name, are not amortised while their useful lives are assessed to be indefinite. Any conclusion that the useful life of an intangible asset is indefinite is reviewed annually to determine whether events and circumstances continue to support the indefinite useful life assessment for that asset. If they do not, the change in the useful life assessment from indefinite to finite is accounted for prospectively from the date of change and in accordance with the policy for amortisation of intangible assets with finite lives as set out above.

2 主要會計政策 (續)

(q) 應收保費及再保險賬款及其他應收款項

應收保費及再保險賬款及其他應收款項按公允價值初始確認，其後以實際利率法按攤銷成本減去減值虧損後所得數額入賬；但如應收款為提供予關聯方並不設固定還款期的免息貸款或其折現影響並不重大則除外。在此情況下，應收款會按成本減去減值虧損後所得數額入賬。

(r) 再保險保費及其他應付款項

再保險保費及其他應付款項初始按公允價值確認，其後則按攤銷成本列賬，除非貼現影響輕微，則在該情況下按成本列賬。

(s) 無形資產

本集團購買之無形資產乃按成本減累計攤銷（倘具有有限估計可使用年期）及減值虧損列賬（見附註2(t) (ii)）。資產可以使用時即當其處於必要的位置和條件下以能夠以預期的方式運行時開始攤銷。

具有有限可使用年期之無形資產之攤銷乃於資產估計可使用年期內以直線法在損益中扣除如下：

- 電腦軟件	3-5年
--------	------

評估為具有無限可使用年期之無形資產如商標不會攤銷。任何確定為具有無限可使用年期之無形資產會每年檢討，以釐定事件及情況是否繼續支持該資產列為具有無限可使用年期。倘並無無限可使用年期，則資產之使用年期評估會由無限變成有限，並自變動日期起根據上文所載使用年期有限之無形資產攤銷政策於未來入賬。

Notes to the Financial Statements

財務報表附註

(Expressed in Hong Kong dollars) (以港幣列示)

2 SIGNIFICANT ACCOUNTING POLICIES

(Continued)

(t) Credit losses and impairment of assets

(i) Credit loss from financial instruments

The Group recognises a loss allowance for expected credit losses (“ECLs”) on the following items:

- financial assets measured at amortised cost (including debt securities, cash and cash equivalents, trade and other receivables and loans to joint venture);
- debt securities measured at FVOCI (recycling); and
- loan commitments issued, which are not measured at FVPL.

Financial assets measured at fair value, including units in funds, equity securities measured at FVPL, equity securities designated at FVOCI (non-recycling) and derivative financial assets, are not subject to the ECL assessment.

Measurement of ECLs

ECLs are a probability-weighted estimate of credit losses. Credit losses are measured as the present value of all expected cash shortfalls (i.e. the difference between the cash flows due to the Group in accordance with the contract and the cash flows that the Group expects to receive).

For undrawn loan commitments, expected cash shortfalls are measured as the difference between (i) the contractual cash flows that would be due to the Group if the holder of the loan commitment draws down on the loan and (ii) the cash flows that the Group expects to receive if the loan is drawn down.

2 主要會計政策(續)

(t) 信用損失及資產減值

(i) 金融工具的信用損失

本集團確認下列項目預期信用損失的損失準備：

- 以攤銷成本計量的金融資產(包括債務證券、現金及現金等值項目、應收賬款及其他應收款項及向合營企業作出的貸款)；
- 以公允價值計量且其變動計入其他全面收益(可轉回)的債務證券；以及
- 不以公允價值計量且其變動計入損益的已發出貸款承諾。

以公允價值計量的金融資產，包括基金單位、以公允價值計量且其變動計入損益的權益證券、指定以公允價值計量且其變動計入其他全面收益的權益證券(不可轉回)以及衍生金融資產，均無需進行預期信用損失評估。

預期信用損失的計量

預期信用損失是信用損失的概率加權估計。信用損失以所有現金所缺金額的現值(即根據合同應歸還予實體的現金流量與本集團預計收到的現金流量之間的差額)計量。

對於未提取的貸款承諾，預期現金短缺按(i)貸款承諾持有人減少貸款時應支付的合同現金流量與(ii)如果貸款被提取時本集團預計收到的現金流量之間的差額計量。

Notes to the Financial Statements

財務報表附註

(Expressed in Hong Kong dollars) (以港幣列示)

2 SIGNIFICANT ACCOUNTING POLICIES

(Continued)

(t) Credit losses and impairment of assets (Continued)

(i) Credit loss from financial instruments (Continued)

Measurement of ECLs (Continued)

The expected cash shortfalls are discounted using the following discount rates where the effect of discounting is material:

- fixed-rate financial assets, trade and other receivables and contract assets: effective interest rate determined at initial recognition or an approximation thereof;
- variable-rate financial assets: current effective interest rate;
- loan commitments: current risk-free rate adjusted for risks specific to the cash flows.

The maximum period considered when estimating ECLs is the maximum contractual period over which the Group is exposed to credit risk.

In measuring ECLs, the Group takes into account reasonable and supportable information that is available without undue cost or effort. This includes information about past events, current conditions and forecasts of future economic conditions.

2 主要會計政策 (續)

(t) 信用損失及資產減值 (續)

(i) 金融工具的信用損失 (續)

預期信用損失的計量 (續)

如果貼現影響重大，則使用以下貼現率貼現預期現金短缺：

- 固定利率金融資產、應收賬款和其他應收款以及合同資產：初始確認時確定的實際利率或其近似值；
- 浮動利率金融資產：當前實際利率；
- 貸款承諾：針對現金流量特定風險調整的當前無風險利率。

預期信用損失的最長期間按本集團面臨信用風險的最長合同期計量。

在計量預期信用損失時，本集團會考慮毋須支付過多成本或努力而已可得的合理及具支持理據的資料。該等資料包括以往事件、現有條件及未來經濟環境的預測。

Notes to the Financial Statements

財務報表附註

(Expressed in Hong Kong dollars) (以港幣列示)

2 SIGNIFICANT ACCOUNTING POLICIES

(Continued)

(t) Credit losses and impairment of assets (Continued)

(i) Credit loss from financial instruments (Continued)

Measurement of ECLs (Continued)

ECLs are measured on either of the following bases:

- 12-month ECLs: these are losses that are expected to result from possible default events within the 12 months after the reporting date; and
- lifetime ECLs: these are losses that are expected to result from all possible default events over the expected lives of the items to which the ECL model applies.

Loss allowances for trade receivables and contract assets are always measured at an amount equal to lifetime ECLs. ECLs on these financial assets are estimated using a provision matrix based on the Group's historical credit loss experience, adjusted for factors that are specific to the debtors and an assessment of both the current and forecast general economic conditions at the reporting date.

For all other financial instruments (including loan commitments issued), the Group recognises a loss allowance equal to 12-month ECLs unless there has been a significant increase in credit risk of the financial instrument since initial recognition, in which case the loss allowance is measured at an amount equal to lifetime ECLs.

2 主要會計政策(續)

(t) 信用損失及資產減值(續)

(i) 金融工具的信用損失(續)

預期信用損失的計量(續)

預期信用損失按如下任意基準計量：

- 12個月預期信用損失：即報告日後12個月內可能違約事件產生的預期信用損失；及
- 生命週期的預期信用損失：即在預期信用損失模型適用項目的預計生命週期內所有可能違約事件產生的預期信用損失。

本集團以相等於整個生命週期內預期信用損失的金額計量應收賬款和合同資產的損失撥備。該等金融資產的預期信用損失使用基於本集團歷史信用損失經驗的撥備矩陣進行估計，並根據債務人特有的因素進行調整，同時對報告日當前和預測的整體經濟狀況進行評估。

至於所有其他金融工具，本集團確認等同於12個月預期信用損失的損失撥備，除非金融工具的信用風險自初始確認後大幅增加。為此，損失撥備按等同於生命週期的預期信用損失的金額計量。

Notes to the Financial Statements

財務報表附註

(Expressed in Hong Kong dollars) (以港幣列示)

2 SIGNIFICANT ACCOUNTING POLICIES

(Continued)

(t) Credit losses and impairment of assets

(Continued)

(i) Credit loss from financial instruments

(Continued)

Significant increases in credit risk

In assessing whether the credit risk of a financial instrument (including a loan commitment) has increased significantly since initial recognition, the Group compares the risk of default occurring on the financial instrument assessed at the reporting date with that assessed at the date of initial recognition. In making this reassessment, the Group considers that a default event occurs when (i) the borrower is unlikely to pay its credit obligations to the Group in full, without recourse by the Group to actions such as realising security (if any is held); or (ii) the financial asset is 90 days past due. The Group considers both quantitative and qualitative information that is reasonable and supportable, including historical experience and forward-looking information that is available without undue cost or effort.

In particular, the following information is taken into account when assessing whether credit risk has increased significantly since initial recognition:

- failure to make payments of principal or interest on their contractually due dates;
- an actual or expected significant deterioration in a financial instrument's external or internal credit rating (if available);
- an actual or expected significant deterioration in the operating results of the debtor; and

2 主要會計政策(續)

(t) 信用損失及資產減值(續)

(i) 金融工具的信用損失(續)

信用風險大幅上升

在評估自初始確認後金融工具的信用風險(包括貸款承諾)是否大幅上升時,本集團將報告日評估的金融工具違約風險與初始確認日評估的風險進行比較。進行重新評估時,本集團認為,當(i)借款人不可能全數支付其對本集團的信用義務,且本集團不會就諸如實現擔保等行為(如有)訴諸追索權;或(ii)該金融資產逾期90天,即發生違約風險。本集團會考慮毋須支付過多成本或努力而已可得的合理及具支持理據的定量和定性資料。該等資料包括以往經驗和前瞻性信息。

尤其是,在評估自初始確認後信用風險是否大幅上升時,會考慮以下資料:

- 未在合同到期日支付本金或利息;
- 金融工具的外部或內部信用評級(如有)的實際或預期發生顯著惡化;
- 債務人的經營業績實際或預期發生顯著惡化;以及

Notes to the Financial Statements

財務報表附註

(Expressed in Hong Kong dollars) (以港幣列示)

2 SIGNIFICANT ACCOUNTING POLICIES

(Continued)

(t) Credit losses and impairment of assets

(Continued)

(i) Credit loss from financial instruments (Continued)

*Significant increases in credit risk
(Continued)*

- existing or forecast changes in the technological, market, economic or legal environment that have a significant adverse effect on the debtor's ability to meet its obligation to the Group.

For loan commitments, the date of initial recognition for the purpose of assessing ECLs is considered to be the date that the Group becomes a party to the irrevocable commitment. In assessing whether there has been a significant increase in credit risk since initial recognition of a loan commitment, the Group considers changes in the risk of default occurring on the loan to which the loan commitment relates.

Depending on the nature of the financial instruments, the assessment of a significant increase in credit risk is performed on either an individual basis or a collective basis. When the assessment is performed on a collective basis, the financial instruments are grouped based on shared credit risk characteristics, such as past due status and credit risk ratings.

ECLs are remeasured at each reporting date to reflect changes in the financial instrument's credit risk since initial recognition. Any change in the ECL amount is recognised as an impairment gain or loss in profit or loss. The Group recognises an impairment gain or loss for all financial instruments with a corresponding adjustment to their carrying amount through a loss allowance account, except for investments in debt securities that are measured at FVOCI (recycling), for which the loss allowance is recognised in other comprehensive income and accumulated in the fair value reserve (recycling).

2 主要會計政策(續)

(t) 信用損失及資產減值(續)

(i) 金融工具的信用損失(續)

信用風險大幅上升(續)

- 對債務人履行其對本集團義務的能力產生重大不利影響的技術、市場、經濟或法律環境的當前或預期變化。

對於貸款承諾，為評估預期信用損失而初始確認的日期視為本集團成為不可撤銷承諾的一方的日期。在評估自初始確認貸款承諾後信貸風險是否大幅上升時，本集團會考慮貸款承擔所涉及的貸款發生違約風險的變化。

根據金融工具的性质，對信用風險是否大幅上升的評估是按個別基準或組合基準執行。以組合基準執行評估時，金融工具根據共有信用風險特徵進行分組，例如逾期狀態和信用風險評級。

於各報告日重新計量預期信用損失，以反映自初始確認後金融工具信用風險的變化。預期信用損失金額的任何變動均在損益中確認為減值收益或虧損。本集團確認所有金融工具的減值收益或虧損，並通過損失準備賬戶對其賬面值進行相應調整，但以公允價值計量且其變動計入其他全面收益(可轉回)的債務證券投資除外，其損失準備在其他全面收益中確認，並於公允價值儲備(可轉回)中累計。

Notes to the Financial Statements

財務報表附註

(Expressed in Hong Kong dollars) (以港幣列示)

2 SIGNIFICANT ACCOUNTING POLICIES (Continued)

(t) Credit losses and impairment of assets (Continued)

(i) Credit loss from financial instruments (Continued)

Basis of calculation of interest income

Interest income recognised in accordance with note 2(x)(iii) is calculated based on the gross carrying amount of the financial asset unless the financial asset is credit-impaired, in which case interest income is calculated based on the amortised cost (i.e. the gross carrying amount less loss allowance) of the financial asset.

At each reporting date, the Group assesses whether a financial asset is credit-impaired. A financial asset is credit-impaired when one or more events that have a detrimental impact on the estimated future cash flows of the financial asset have occurred.

Evidence that a financial asset is credit-impaired includes the following observable events:

- significant financial difficulties of the debtor;
- a breach of contract, such as a default or delinquency in interest or principal payments;
- it becoming probable that the borrower will enter into bankruptcy or other financial reorganisation;
- significant changes in the technological, market, economic or legal environment that have an adverse effect on the debtor; or
- the disappearance of an active market for a security because of financial difficulties of the issuer.

2 主要會計政策 (續)

(t) 信用損失及資產減值 (續)

(i) 金融工具的信用損失 (續)

利息收入的計量基準

根據附註2(x)(iii)確認的利息收入乃根據金融資產的賬面總值計算，除非該金融資產發生信用減值，在此情況下，利息收入乃根據金融資產的攤銷成本計算（即金融資產的賬面總值減去損失準備）。

於各報告日，本集團評估金融資產是否出現信用減值。當發生對金融資產預計未來現金流量有不利影響的一項或多項事件時，金融資產發生信用減值。

金融資產信用減值的證據包括以下可觀察數據：

- 債務人出現重大的財務困難；
- 違反合同，如拖欠利息或本金付款；
- 借款人很可能面臨破產或其他財務重組；
- 技術、市場、經濟或法律環境出現對債務人構成負面影響的重大變動；或
- 因為發行人財政困難而導致某擔保失去活躍市場。

Notes to the Financial Statements

財務報表附註

(Expressed in Hong Kong dollars) (以港幣列示)

2 SIGNIFICANT ACCOUNTING POLICIES

(Continued)

(t) Credit losses and impairment of assets (Continued)

(i) Credit loss from financial instruments (Continued)

Write-off policy

The gross carrying amount of a financial asset, lease receivable or contract asset is written off (either partially or in full) to the extent that there is no realistic prospect of recovery. This is generally the case when the Group determines that the debtor does not have assets or sources of income that could generate sufficient cash flows to repay the amounts subject to the write-off.

Subsequent recoveries of an asset that was previously written off are recognised as a reversal of impairment in profit or loss in the period in which the recovery occurs.

(ii) Impairment of other non-current assets

Internal and external sources of information are reviewed at the end of each reporting period to identify indications that the following assets may be impaired or, except in the case of goodwill, an impairment loss previously recognised no longer exists or may have decreased:

- property and equipment (other than properties carried at revalued amounts);
- intangible assets;
- goodwill; and
- investments in subsidiaries, associates and joint ventures in the Company's statement of financial position.

2 主要會計政策(續)

(t) 信用損失及資產減值(續)

(i) 金融工具的信用損失(續)

撇銷政策

金融資產、應收租賃款或合同資產的賬面總值在沒有實際可收回的情況下予以撇銷(部分或全部)。當本集團確定債務人沒有資產或收入來源可以產生足夠的現金流來償還撇銷金額時，通常就屬於這種情況。

早前已撇銷資產的其後收回於收回發生的期間在損益中確認為減值撥回。

(ii) 其他非流動資產的減值

本集團於報告期末審閱內部和外來的信息，以確定以下資產是否出現減值跡象，或是以往確認的減值虧損(與商譽有關則除外)已經不再存在或可能已經減少：

- 物業和設備(按重估數額列賬的物業除外)；
- 無形資產；
- 商譽；以及
- 在本公司財務狀況表中列示的於附屬公司、聯營公司和合營企業的投資。

Notes to the Financial Statements

財務報表附註

(Expressed in Hong Kong dollars) (以港幣列示)

2 SIGNIFICANT ACCOUNTING POLICIES

(Continued)

(t) Credit losses and impairment of assets (Continued)

(ii) Impairment of other non-current assets (Continued)

If any such indication exists, the asset's recoverable amount is estimated. In addition, for goodwill, intangible assets that are not yet available for use and intangible assets that have indefinite useful lives, the recoverable amount is estimated annually whether or not there is any indication of impairment.

– Calculation of recoverable amount

The recoverable amount of an asset is the greater of its fair value less costs of disposal and value in use. In assessing value in use, the estimated future cash flows are discounted to their present value using a pre-tax discount rate that reflects current market assessments of the time value of money and the risks specific to the asset. Where an asset does not generate cash inflows largely independent of those from other assets, the recoverable amount is determined for the smallest group of assets that generates cash inflows independently (i.e. a cash-generating unit).

2 主要會計政策(續)

(t) 信用損失及資產減值(續)

(ii) 其他非流動資產的減值(續)

如果出現任何這類跡象，便會估計資產的可收回數額。此外，就商譽和尚未可供使用的無形資產與可用期限未定的無形資產而言，不論是否有任何減值跡象存在，本集團也會每年估計其可收回數額。

– 計算可收回數額

資產的可收回數額是其公允價值(已扣除出售成本)與使用價值兩者中的較高額。在評估使用價值時，預計未來現金流量會按照能反映當時市場對貨幣時間值和資產特定風險的評估的稅前貼現率，折現至其現值。如果資產所產生的現金流入基本上並非獨立於其他資產所產生的現金流入，則以能產生獨立現金流入的最小資產類別(即現金產出單元)來釐定可收回數額。

Notes to the Financial Statements

財務報表附註

(Expressed in Hong Kong dollars) (以港幣列示)

2 SIGNIFICANT ACCOUNTING POLICIES (Continued)

(t) Credit losses and impairment of assets (Continued)

(ii) Impairment of other non-current assets (Continued)

– Recognition of impairment losses

An impairment loss is recognised in profit or loss if the carrying amount of an asset, or the cash-generating unit to which it belongs, exceeds its recoverable amount. Impairment losses recognised in respect of cash-generating units are allocated first to reduce the carrying amount of any goodwill allocated to the cash-generating unit (or group of units) and then, to reduce the carrying amount of the other assets in the unit (or group of units) on a pro rata basis, except that the carrying value of an asset will not be reduced below its individual fair value less costs of disposal (if measurable) or value in use (if determinable).

– Reversals of impairment losses

In respect of assets other than goodwill, an impairment loss is reversed if there has been a favourable change in the estimates used to determine the recoverable amount. An impairment loss in respect of goodwill is not reversed.

A reversal of an impairment loss is limited to the asset's carrying amount that would have been determined had no impairment loss been recognised in prior years. Reversals of impairment losses are credited to profit or loss in the year in which the reversals are recognised.

2 主要會計政策(續)

(t) 信用損失及資產減值(續)

(ii) 其他非流動資產的減值(續)

– 確認減值虧損

當資產或所屬現金產出單元的賬面金額高於其可收回數額時，減值虧損便會在損益中確認。就現金產出單元確認的減值虧損會作出分配，首先減少已分配至該現金產出單元(或該組單元)的任何商譽的賬面金額，然後按比例減少該單元(或該組單元)內其他資產的賬面金額；但資產的賬面值不得減少至低於其個別公允價值減去出售成本(如能計量)後所得數額或其使用價值(如能釐定)。

– 撥回減值虧損

就商譽以外的資產而言，如果用以釐定可收回數額的估計數額出現正面的變化，有關的減值虧損便會轉回；但商譽的減值虧損不會轉回。

所轉回的減值虧損以在以往年度沒有確認任何減值虧損而應已釐定的資產賬面金額為限。所轉回的減值虧損在確認轉回的年度內計入損益中。

Notes to the Financial Statements

財務報表附註

(Expressed in Hong Kong dollars) (以港幣列示)

2 SIGNIFICANT ACCOUNTING POLICIES (Continued)

(t) Credit losses and impairment of assets (Continued)

(iii) Interim financial reporting and impairment

Under the Rules Governing the Listing of Securities on the Stock Exchange of Hong Kong Limited, the Group is required to prepare an interim financial report in compliance with HKAS 34, Interim Financial Reporting, in respect of the first six months of the financial year. At the end of the interim period, the Group applies the same impairment testing, recognition, and reversal criteria as it would at the end of the financial year (see notes 2(t)(i) and (ii)).

Impairment losses recognised in an interim period in respect of goodwill are not reversed in a subsequent period. This is the case even if no loss, or a smaller loss, would have been recognised had the impairment been assessed only at the end of the financial year to which the interim period relates.

(u) Cash and cash equivalents

Cash and cash equivalents comprise cash at bank and on hand, demand deposits with banks and other financial institutions, and short-term, highly liquid investments that are readily convertible into known amounts of cash and which are subject to an insignificant risk of changes in value, having been within three months of maturity at acquisition. Bank overdrafts that are repayable on demand and form an integral part of the Group's cash management are also included as a component of cash and cash equivalents for the purpose of the consolidated cash flow statement.

2 主要會計政策 (續)

(t) 信用損失及資產減值 (續)

(iii) 中期財務報告和減值

根據《香港聯合交易所有限公司證券上市規則》，本集團須就財政年度的首六個月編製符合《香港會計準則》第34號「中期財務報告」規定的中期財務報告。本集團在中期期末採用了在財政年度終結時會採用的相同減值測試、確認和轉回準則（參閱附註2(t)(i)和(ii)）。

中期期間就商譽確認的減值虧損不在其後期間進行撥回。即使僅在該中期所屬的財政年度終結時才評估減值並確認沒有虧損或所確認的虧損較少，也不會轉回減值虧損。

(u) 現金及現金等值項目

現金及現金等值項目包括銀行存款和現金、存放於銀行和其他金融機構的活期存款，以及短期和高流動性的投資。這些投資可以隨時換算為已知的現金額、價值變動方面的風險不大，並在購入後三個月內到期。就編製綜合現金流量表而言，現金及現金等值項目也包括須於接獲通知時償還，並構成本集團現金管理一部分的銀行透支。

Notes to the Financial Statements

財務報表附註

(Expressed in Hong Kong dollars) (以港幣列示)

2 SIGNIFICANT ACCOUNTING POLICIES

(Continued)

(v) Employee benefits

Salaries, annual bonuses, paid annual leave, contributions to defined contribution retirement plans and the cost of non-monetary benefits are accrued in the year in which the associated services are rendered by employees. Where payment or settlement is deferred and the effect would be material, these amounts are stated at their present values.

The fair value of share awards and share options granted to employees is recognised as an employee cost with a corresponding increase in share-based payment capital reserve within equity. The fair value is measured at grant date using the Black-Scholes model, taking into account the terms and conditions upon which the share awards and options were granted. Where the employees have to meet vesting conditions before becoming unconditionally entitled to the options, the total estimated fair value of the options is spread over the vesting period, taking into account the probability that the options will vest.

During the vesting period, the number of share awards and share options that are expected to vest is reviewed. Any resulting adjustment to the cumulative fair value recognised in prior years is charged/credited to the profit or loss for the year of the review, unless the original employee expenses qualify for recognition as an asset, with a corresponding adjustment to the share-based payment reserve. On vesting date, the amount recognised as an expense is adjusted to reflect the actual number of share awards and options that vest (with a corresponding adjustment to the capital reserve) except where forfeiture is only due to not achieving vesting conditions that relate to the market price of the Company's shares. The equity amount is recognised in the share-based payment reserve until either the option is exercised (when it is included in the amount recognised in share capital for the shares issued) or the option expires (when it is released directly to retained profit).

2 主要會計政策(續)

(v) 僱員福利

薪金、年度獎金、有薪年假、界定供款退休計劃的供款和非貨幣福利成本在僱員提供相關服務的年度內累計。如果延遲付款或結算會造成重大的影響，則這些數額會以現值列賬。

授予僱員的股份獎勵和股份期權按公允價值確認為僱員成本，而權益中的以股份為基礎之付款資本儲備亦會相應增加。公允價值是在授予日以布萊克休斯模型定價模式計量，並會考慮股份獎勵和期權授予條款和條件。如果僱員須符合歸屬條件才能無條件地享有期權的權利，在考慮到期權歸屬的可能性後，估計授予期權的公允價值便會在整個歸屬期內分攤。

本公司會在歸屬期內審閱預期歸屬的股份獎勵和股份期權數目。已於以往年度確認的累計公允價值因此所作的任何調整會在審閱當年在損益中列支／計入；但如果原來的僱員支出符合確認為資產的資格，便會對以股份為基礎之付款儲備作出相應的調整。已確認為支出的數額會在歸屬日作出調整，以反映所歸屬股份獎勵和期權的實際數目（同時對資本儲備作出相應的調整）；但只會在無法符合與本公司股份市價相關的歸屬條件時才會放棄股份期權。權益數額在以股份為基礎之付款儲備中確認，直至期權獲行使（計入於已發行股份的股本中確認的金額）或期權到期（直接轉入保留溢利）時為止。

Notes to the Financial Statements

財務報表附註

(Expressed in Hong Kong dollars) (以港幣列示)

2 SIGNIFICANT ACCOUNTING POLICIES

(Continued)

(w) Income tax

Income tax for the year comprises current tax and movements in deferred tax assets and liabilities. Current tax and movements in deferred tax assets and liabilities are recognised in the profit or loss except to the extent that they relate to items recognised in other comprehensive income or directly in equity, in which case they are recognised in other comprehensive income or directly in equity, respectively.

Current tax is the expected tax payable on the taxable income for the year, using tax rates enacted or substantively enacted at the end of the reporting period, and any adjustment to tax payable in respect of previous years.

Deferred tax assets and liabilities arise from deductible and taxable temporary differences respectively, being the differences between the carrying amounts of assets and liabilities for financial reporting purposes and their tax bases. Deferred tax assets also arise from unused tax losses and unused tax credits.

Apart from certain limited exceptions, all deferred tax liabilities, and all deferred tax assets to the extent that it is probable that future taxable profits will be available against which the asset can be utilised, are recognised. Future taxable profits that may support the recognition of deferred tax assets arising from deductible temporary differences include those that will arise from the reversal of existing taxable temporary differences, provided those differences relate to the same taxation authority and the same taxable entity, and are expected to reverse either in the same period as the expected reversal of the deductible temporary difference or in periods into which a tax loss arising from the deferred tax asset can be carried back or forward. The same criteria are adopted when determining whether existing taxable temporary differences support the recognition of deferred tax assets arising from unused tax losses and credits, that is, those differences are taken into account if they relate to the same taxation authority and the same taxable entity, and are expected to reverse in a period, or periods, in which the tax loss or credit can be utilised.

2 主要會計政策(續)

(w) 所得稅

本年度所得稅包括當期稅項和遞延稅項資產與負債的變動。當期稅項和遞延稅項資產與負債的變動均在損益確認，但如果是在其他全面收益或直接在權益中確認的相關項目，則相關稅款分別在其他全面收益或直接在權益中確認。

當期稅項是按本年度應稅所得，根據已執行或在報告期末實質上已執行的稅率計算的預期應付稅項，加上以往年度應付稅項的任何調整。

遞延稅項資產與負債分別由可抵扣和應稅暫時差異產生。暫時差異是指資產與負債在財務報表上的賬面金額跟這些資產與負債的計稅基礎的差異。遞延稅項資產也可以由未利用可抵扣虧損和未利用稅款抵減產生。

除了某些有限的例外情況外，所有遞延稅項負債和遞延稅項資產(只限於很可能獲得能利用該遞延稅項資產來抵扣的未來應稅溢利)都會確認。支持確認由可抵扣暫時差異所產生遞延稅項資產的未來應稅溢利包括因轉回目前存在的應稅暫時差異而產生的數額；但這些轉回的差異必須與同一稅務機關和同一應稅實體有關，並預期在可抵扣暫時差異預計轉回的同一期間或遞延稅項資產所產生可抵扣虧損可向後期或向前期結轉的期間內轉回。在決定目前存在的應稅暫時差異是否足以支持確認由未利用可抵扣虧損和稅款抵減所產生的遞延稅項資產時，亦會採用同一準則，即差異是否與同一稅務機關和同一應稅實體有關，以及是否預期在能夠使用未利用可抵扣虧損和稅款抵減撥回的同一期間內轉回。

Notes to the Financial Statements

財務報表附註

(Expressed in Hong Kong dollars) (以港幣列示)

2 SIGNIFICANT ACCOUNTING POLICIES

(Continued)

(w) Income tax (Continued)

The limited exceptions to recognition of deferred tax assets and liabilities are those temporary differences arising from goodwill not deductible for tax purposes, the initial recognition of assets or liabilities that affect neither accounting nor taxable profit (provided they are not part of a business combination), and temporary differences relating to investments in subsidiaries to the extent that, in the case of taxable differences, the Group controls the timing of the reversal and it is probable that the differences will not reverse in the foreseeable future, or in the case of deductible differences, unless it is probable that they will reverse in the future.

The amount of deferred tax recognised is measured based on the expected manner of realisation or settlement of the carrying amount of the assets and liabilities, using tax rates enacted or substantively enacted at the end of the reporting period. Deferred tax assets and liabilities are not discounted.

(x) Revenue recognition

Income is classified by the Group as revenue when it arises from the sale of goods or the provision of services in the ordinary course of the Group's business.

Revenue is recognised when control over a product or service is transferred to the customer, at the amount of promised consideration to which the Group is expected to be entitled, excluding those amounts collected on behalf of third parties. Revenue excludes value added tax or other sales taxes and is after deduction of any trade discounts.

2 主要會計政策 (續)

(w) 所得稅 (續)

商譽產生的暫時性差異是確認遞延所得稅資產和負債的有限例外情況，不能用於稅收目的，初始確認既不影響會計利潤也不影響應稅利潤的資產或負債（前提是它們不屬於企業合併），與應付子公司投資有關的暫時性差異，如果是應稅差異，則本集團控制轉回的時間，並且差異很可能在可預見的未來不會轉回，或者在可抵扣差異的情況下，除非他們將來很可能會逆轉。

已確認遞延稅額是按照資產與負債賬面金額的預期實現或結算方式，根據已執行或於報告期末實質上已執行的稅率計量。遞延稅項資產與負債均不折現計算。

(x) 收入確認

本公司將業務的正常過程中銷售商品或提供服務產生的收入劃歸為收益。

本集團在產品或服務的控制權轉移至客戶，或承租人有權以本集團預計可獲得的承諾對價的金額使用資產（不包括代表協力廠商收取的金額）時確認收入。收入不含增值稅或其它銷售稅，並已扣除所有商業折扣。

Notes to the Financial Statements

財務報表附註

(Expressed in Hong Kong dollars) (以港幣列示)

2 SIGNIFICANT ACCOUNTING POLICIES

(Continued)

(x) Revenue recognition (Continued)

Where the contract contains a financing component which provides a significant financing benefit to the customer for more than 12 months, revenue is measured at the present value of the amount receivable, discounted using the discount rate that would be reflected in a separate financing transaction with the customer, and interest income is accrued separately under the effective interest method. Where the contract contains a financing component which provides a significant financing benefit to the Group, revenue recognised under that contract includes the interest expense accreted on the contract liability under the effective interest method. The Group takes advantage of the practical expedient in paragraph 63 of HKFRS 15 Revenue from Contracts with Customers and does not adjust the consideration for any effects of a significant financing component if the period of financing is 12 months or less.

Further details of the Group's revenue and other income recognition policies are as follows:

- (i) The accounting policies for the recognition of revenue from insurance contracts are disclosed in note 2(h).
- (ii) Dividend income from unlisted investments is recognised when the shareholder's right to receive payment is established. Dividend income from listed investments is recognised when the share price of the investment goes ex-dividend.
- (iii) Interest income is recognised as it accrues under the effective interest method using the rate that exactly discounts estimated future cash receipts through the expected life of the financial asset to the gross carrying amount of the financial asset.

2 主要會計政策(續)

(x) 收入確認(續)

當合同包含一個可在12個月以上的期間內為客戶提供重大融資利益的融資組成部分時，收入為以與該客戶訂立的另一項融資交易中反映的貼現率折現的應收款項的現值，利息收入單獨按實際利率法計提。當合同包含一個為本集團提供重大融資利益的融資組成部分時，該合同下確認的收入包含實際利率法下合同負債產生的利息支出。本集團採用《香港財務報告準則》第15號「客戶合約之收入」第63段的簡易操作方法，在融資期為12個月或以下時，不就重大融資組成部分的任何影響調整對價。

有關本集團收益及其他收入確認政策的進一步詳情如下：

- (i) 有關保險合同收入確認的會計政策載列於附註2(h)。
- (ii) 非上市投資的股息收入在股東收取款項的權利確立時確認及上市投資的股息收入在投資項目的股價除息時確認。
- (iii) 利息收入是在產生時按照實際利率法確認，按照將金融資產的預計使用年限內的預估未來現金收入與其賬面總額折現的利率計算。

Notes to the Financial Statements

財務報表附註

(Expressed in Hong Kong dollars) (以港幣列示)

2 SIGNIFICANT ACCOUNTING POLICIES

(Continued)

(x) Revenue recognition (Continued)

- (iv) Brokerage and commission income is recognised on trade date basis.
- (v) Service fee income, including advisory fee income, handling fee income, custodial service fee income, subscription fee income, placing and underwriting commission and financial management are recognised when the underlying services had been provided.

(y) Translation of foreign currencies

Foreign currency transactions during the year are translated at the foreign exchange rates ruling at the transaction dates. Monetary assets and liabilities denominated in foreign currencies are translated at the foreign exchange rates ruling at the end of reporting period. Exchange gains and losses are recognised in profit or loss.

Non-monetary assets and liabilities that are measured in terms of historical cost in a foreign currency are translated using the foreign exchange rates ruling at the transaction dates.

Exchange differences relating to investments at fair value through profit or loss and derivative financial instruments are included in gains or losses from trading securities or financial instruments designated at fair value through profit or loss.

Exchange differences relating to fair value through other comprehensive income debt instruments are included in profit or loss.

2 主要會計政策(續)

(x) 收入確認(續)

- (iv) 佣金及經紀收入按交易日基準確認。
- (v) 服務費收入包括諮詢費收入、手續費、保管服務費、認購費、配售及包銷佣金以及財務管理，於相關服務提供時確認。

(y) 外幣換算

年內的外幣交易按交易日的​​外幣匯率換算。以外幣為單位的貨幣資產與負債則按於報告期末的外幣匯率換算。匯兌盈虧在損益在確認。

以歷史成本計量的外幣非貨幣資產與負債是按交易日的​​外幣匯率換算。

有關以公允價值計量且其變動計入損益的投資及衍生金融工具之匯兌差額乃計入交易用途證券或指定以公允價值計量且其變動計入損益的金融工具之收益減虧損。

有關以公允價值計量且其變動計入其他全面收益之債務工具的匯兌差額計入損益。

Notes to the Financial Statements

財務報表附註

(Expressed in Hong Kong dollars) (以港幣列示)

2 SIGNIFICANT ACCOUNTING POLICIES

(Continued)

(y) Translation of foreign currencies

(Continued)

The results of foreign operations are translated into Hong Kong dollars at the exchange rates approximating the foreign exchange rates ruling at the dates of the transactions. Items of statement of financial position, including goodwill arising on consolidation of foreign operations acquired on or after 1 January 2005, are translated into Hong Kong dollars at the foreign exchange rates ruling at the end of reporting period. The resulting exchange differences are recognised in other comprehensive income and accumulated separately in equity in the exchange reserve. Goodwill arising on consolidation of a foreign operation acquired before 1 January 2005 is translated at the foreign exchange rate that applied at the date of acquisition of the foreign operation.

On disposal of a foreign operation, the cumulative amount of the exchange differences relating to that foreign operation is reclassified from equity to the consolidated income statement when the profit or loss on disposal is recognised.

(z) Fiduciary activities

The Group maintains segregated accounts with authorised institutions to hold clients' monies arising from its normal course of the regulated business activities. The Group has classified the "bank balances – trust and segregated accounts" within the current assets in the consolidated statement of financial position and recognised the corresponding account payables to respective clients and other institutions on the grounds that it is liable for any loss or misappropriation of clients' monies.

The Group is not allowed to use the clients' monies to settle its own obligations. The cash held on behalf of customers is restricted and governed by the Securities and Futures (Client Money) Rules under the Securities and Futures Ordinance.

2 主要會計政策 (續)

(y) 外幣換算 (續)

境外經營的業績按與交易日的**外幣匯率**相若的匯率換算為港幣。財務狀況表項目(包括將二零零五年一月一日或之後收購的境外經營合併計算時產生的商譽)則按於報告期末的現行匯率換算為港幣。所產生的匯兌差額在其他全面收益中確認,並在權益中的匯兌儲備分開累計。二零零五年一月一日之前收購的境外經營於合併計算時所產生的商譽則按收購境外經營當日的**外幣匯率**換算。

於出售海外業務時,有關該海外業務之匯兌差額累計金額乃於確認出售事項之損益時自權益重新分類至綜合收益表。

(z) 受信活動

本集團於認可機構開立獨立賬戶,以持有其正常受規管活動業務過程中產生之客戶款項。本集團已將「銀行餘額—信託及獨立賬戶」分類為綜合財務狀況表之流動資產項下,並因須就客戶款項之任何損失或不當挪用負責而確認相應之應付予有關各戶及其他機構之賬款。

本集團不得使用客戶賬款結算其自身債務。代客戶持有之現金受《證券及期貨條例下之證券及期貨(客戶款項)》規則限制及規管。

Notes to the Financial Statements

財務報表附註

(Expressed in Hong Kong dollars) (以港幣列示)

2 SIGNIFICANT ACCOUNTING POLICIES

(Continued)

(aa) Segment reporting

Operating segments, and the amounts of each segment item reported in the consolidated financial statements, are identified from the financial information provided regularly to the Group's most senior executive management for the purposes of allocating resources to, and assessing the performance of, the Group's various lines of business and geographical locations.

Individually material operating segments are not aggregated for financial reporting purposes unless the segments have similar economic characteristics and are similar in respect of the nature of products and services, the nature of production processes, the type or class of customers, the methods used to distribute the products or provide the services, and the nature of the regulatory environment. Operating segments which are not individually material may be aggregated if they share a majority of these criteria.

(ab) Related parties

- (i) A person, or a close member of that person's family, is related to the Group if that person:
- (1) has control or joint control over the Group;
 - (2) has significant influence over the Group; or
 - (3) is a member of the key management personnel of the Group or the Group's parent.

2 主要會計政策(續)

(aa) 分部報告

經營分部及綜合財務報表所呈報各分部項目之金額，乃識別自定期向本集團最高行政管理層提供以向本集團各項業務及地理位置分配資源及評估有關表現之財務資料。

個別重要的經營分部不會合計以供財務報告之用，但如該等經營分部的產品和服務性質、生產工序性質、客戶類別或階層、分銷產品或提供服務的方法以至監管環境的本質等經濟特性均屬類似，則作別論。個別不重要的經營分部如果符合以上大部分準則，則可以合計。

(ab) 關聯方

- (i) 任何人士或其近親如屬以下情況，即視為與本集團有關聯：
- (1) 控制或共同控制本集團；
 - (2) 對本集團有重大影響力；或
 - (3) 是本集團或本集團母公司的關鍵管理人員。

Notes to the Financial Statements

財務報表附註

(Expressed in Hong Kong dollars) (以港幣列示)

2 SIGNIFICANT ACCOUNTING POLICIES

(Continued)

(ab) Related parties (Continued)

- (ii) An entity is related to the Group if any of the following conditions applies:
- (1) The entity and the Group are members of the same group (which means that each parent, subsidiary and fellow subsidiary is related to the others);
 - (2) One entity is an associate or joint venture of the other entity (or an associate or joint venture of a member of a group of which the other entity is a member);
 - (3) Both entities are joint ventures of the same third party;
 - (4) One entity is a joint venture of a third entity and the other entity is an associate of the third entity;
 - (5) The entity is a post-employment benefit plan for the benefit of employees of either the Group or an entity related to the Group;
 - (6) The entity is controlled or jointly controlled by a person identified in (i);
 - (7) A person identified in (i)(1) has significant influence over the entity or is a member of the key management personnel of the entity (or of a parent of the entity); or
 - (8) The entity, or any member of a group of which it is a part, provides key management personnel services to the Group or to the Group's parent.

Close members of the family of a person are those family members who may be expected to influence, or be influenced by, that person in their dealings with the entity.

2 主要會計政策(續)

(ab) 關聯方(續)

- (ii) 倘以下情況適用，則任何實體即視為與本集團有關聯：
- (1) 該實體與本集團為同一集團成員(即母公司、附屬公司及同系附屬公司各自互有關聯)；
 - (2) 一個實體為另一實體之聯營公司或合營企業(或為另一實體所屬集團成員公司之聯營公司或合營企業)；
 - (3) 兩個實體均為同一第三方之合營企業；
 - (4) 一個實體為第三間實體之合營企業，而另一實體為第三方之聯營公司；
 - (5) 該實體乃為本集團或與本集團有關聯實體之僱員提供福利之離職後福利計劃；
 - (6) 該實體受(i)所識別人士控制或共同控制；
 - (7) 上述第(i)(1)項內所認定人士對該實體有重大影響力或是該實體(或該實體母公司)的關鍵管理人員；或
 - (8) 該實體或其所屬集團的任何成員公司向本集團或本集團母公司提供關鍵管理人員服務。

一名個人的近親是指與有關實體交易並可能影響該個人或受該個人影響的家庭成員。

Notes to the Financial Statements

財務報表附註

(Expressed in Hong Kong dollars) (以港幣列示)

3 CHANGES IN ACCOUNTING POLICIES

The HKICPA has issued the following amendments to HKFRSs that are first effective for the current accounting period of the Group as follows:

- Amendments to HKAS 16, *Property, plant and equipment: Proceeds before intended use*
- Amendments to HKAS 37, *Provisions, contingent liabilities and contingent assets: Onerous contracts – cost of fulfilling a contract*

None of the developments have had a material effect on how the Group's results and financial position for the current or prior periods have been prepared or presented. The Group has not applied any new standard or interpretation that is not yet effective for the current accounting period.

4 CRITICAL ACCOUNTING JUDGEMENTS AND KEY SOURCES OF ESTIMATION UNCERTAINTY

(a) Actuarial assumptions on future policyholders' benefits, VOBA and DAC

The process used to determine the assumptions is intended to result in estimates of the most likely outcome with reasonable provisions for possible adverse deviations.

The assumptions that are considered include the expected number and timing of deaths, surrenders, discount rates, renewal expenses and inflation over the period of exposure.

(i) Mortality

Prudent mortality tables and industry mortality tables with margins are used. They are compared with the Group's internal mortality experience on a regular basis to ensure their appropriateness.

3 會計政策的修訂

香港會計師公會已頒布若干修訂，該項準則及有關修訂在本集團的本會計期間首次生效，詳情如下：

- 《香港會計準則》第16號修訂「物業、廠房和設備：達到預定用途前所獲收入」
- 《香港會計準則》第37號修訂「準備，或有負債和或有資產：虧損性合約－履行合約之成本」

相關修訂並未對本集團編備或呈報當期或前期業績及財務狀況的方式產生重大影響。本集團並無採用任何任何於本會計期間尚未生效的新訂準則或詮釋。

4 重要會計判斷及估計不確定因素之重要來源

(a) 對未來保單持有人給付、收購業務價值及遞延保單獲得成本的精算假設

用於確定假設的過程旨在通過估計最有可能出現的結果及就可能的不利偏差提供合理的準備金。

所考慮的假設包括風險期間預計的死亡人數和歲數、退保率、貼現率、續保費用和通貨膨脹。

(i) 死亡率

使用具有緩衝的謹慎死亡率表和行業死亡率表。將它們定期與集團的內部死亡率經驗進行比較，以確保其適當性。

Notes to the Financial Statements

財務報表附註

(Expressed in Hong Kong dollars) (以港幣列示)

4 CRITICAL ACCOUNTING JUDGEMENTS AND KEY SOURCES OF ESTIMATION UNCERTAINTY (Continued)

(a) Actuarial assumptions on future policyholders' benefits, VOBA and DAC (Continued)

(i) Mortality (Continued)

Basically, the Group's valuation of non-annually renewable premium traditional products is based on the following mortality tables (except for some minor blocks of policies):

- 70%/75% of Hong Kong Assured Lives Mortality Table 1993 with old age adjustment;
- A1967-70 Assured Lives Mortality Table (Ultimate).

Both of the above tables are subject to a four year age setback adjustment for females.

(ii) Morbidity

Morbidity is based on the reinsurer's risk premiums which are relevant to its market experience. It is compared with the Group's internal morbidity experience on a regular basis to ensure its appropriateness.

(iii) Withdrawal

Withdrawal rates are determined with reference to pricing assumptions and actual experience.

4 重要會計判斷及估計不確定因素之重要來源(續)

(a) 對未來保單持有人給付、收購業務價值及遞延保單獲得成本的精算假設(續)

(i) 死亡率(續)

基本上，本集團按以下死亡率表對非年度續保的傳統產品進行估值(除了部分不大重要的保單部分)：

- 70%/75%的1993年香港保險業死亡率表，並就老齡作出調整；
- A1967-70保險業死亡率表(終稿)。

上述列表均就女性往後作出四年的歲數調整。

(ii) 發病率

發病率是以再保險公司的風險溢價為基礎，並與市場經驗相關。它定期與本集團對發病率的內部經驗進行比較，以確保其適當。

(iii) 提取

提取率參考定價假設和實際經驗確定。

Notes to the Financial Statements

財務報表附註

(Expressed in Hong Kong dollars) (以港幣列示)

4 CRITICAL ACCOUNTING JUDGEMENTS AND KEY SOURCES OF ESTIMATION UNCERTAINTY (Continued)

(a) Actuarial assumptions on future policyholders' benefits, VOBA and DAC (Continued)

(iv) Discount rates

Discount rates are determined from a prudent assessment of the yields on existing financial assets and the yields obtained on sums to be invested in the future.

The Group's valuation of non-annually renewable premium traditional products is based on the discount rate of 1.5% to 5%.

(v) Renewal expenses and inflation

The level of renewal expenses is based on pricing assumptions. It is compared with the Group's internal expense study result on a regular basis to ensure its appropriateness.

The inflation rate assumption is 2%. It is compared with the Hong Kong Consumer Price Indices on a regular basis to ensure its appropriateness.

4 重要會計判斷及估計不確定因素之重要來源(續)

(a) 對未來保單持有人給付、收購業務價值及遞延保單獲得成本的精算假設(續)

(iv) 貼現率

貼現率是根據對現有金融資產收益率的審慎評估，以及未來投資金額的收益率確定。

本集團對非年度續保的傳統產品是以1.5%至5%的貼現率進行估值。

(v) 續保費用和通貨膨脹

續保費用的水準是以定價假設為基礎。它定期與本集團的內部費用研究結果進行比較，以確保其適用。

通脹率假設為2%。它會定期與香港消費物價指數作比較，以確保其適當。

Notes to the Financial Statements

財務報表附註

(Expressed in Hong Kong dollars) (以港幣列示)

4 CRITICAL ACCOUNTING JUDGEMENTS AND KEY SOURCES OF ESTIMATION UNCERTAINTY (Continued)

(a) Actuarial assumptions on future policyholders' benefits, VOBA and DAC (Continued)

(vi) Change in assumptions and sensitivity to changes in variables

Sensitivity tests are conducted using varying mortality, morbidity and discount rate assumptions to measure the impact of deviations from anticipated experience.

The Group performs this sensitivity analysis for non-annually renewable premium traditional products to estimate the sensitivity of reserve to a particular movement in an assumption with all other assumptions remaining unchanged. Since the changes in the assumptions of withdrawal, renewal expenses and inflation only have minimal impact on the future policyholders' benefits, they are not considered in this sensitivity analysis. The following table demonstrates the resulting impacts:

Variables	Change in variables	可變因素的變化	2022	2021
			Change in profit after tax and equity 二零二二年稅後溢利和股權變化 HK\$'000 千港元	Change in profit after tax and equity 二零二一年稅後溢利和股權變化 HK\$'000 千港元
Discount rate	貼現率	+1%	925,759	794,584
		-1%	(1,085,357)	(928,910)
Mortality/morbidity	死亡率/發病率	+10%	(107,544)	(95,370)
		-10%	110,829	98,254

Universal life, variable universal life, deferred annuities and annually renewable premium traditional products whose future policyholders' benefits are independent of mortality, morbidity, discount rates, withdrawal, renewal expenses and inflation are excluded from this analysis.

此分析不包括萬用壽險、可變萬用壽險、遞延年金和每年續保的傳統產品，而其未來保單持有人的給付與死亡率、發病率、貼現率、退保、續保費用和通脹無關。

4 重要會計判斷及估計不確定因素之重要來源(續)

(a) 對未來保單持有人給付、收購業務價值及遞延保單獲得成本的精算假設(續)

(vi) 假設變化和可變因素變化的敏感度

使用不同的死亡率、發病率和貼現率假設進行敏感性測試，以計量偏離預期經驗的影響。

本集團對非年度續保的傳統產品進行敏感性分析，以假設所有其他假設保持不變下，估計儲備對特定變動的敏感度。由於退保、續保費用和通脹假設的變動僅對未來保單持有人的利益造成輕微影響，因此在這種敏感性分析中不予考慮。下表顯示了由此產生的影響：

Notes to the Financial Statements

財務報表附註

(Expressed in Hong Kong dollars) (以港幣列示)

4 CRITICAL ACCOUNTING JUDGEMENTS AND KEY SOURCES OF ESTIMATION UNCERTAINTY (Continued)

(a) Actuarial assumptions on future policyholders' benefits, VOBA and DAC (Continued)

(vi) Change in assumptions and sensitivity to changes in variables (Continued)

The fair values of investments are sensitive to interest rate changes. As the Group's main products are universal life products, interest rates may have an impact on the products' guaranteed minimum payouts and on interest credited to account holders. As interest rates decrease, investment spreads may contract as interest rates approach minimum guarantees, potentially resulting in an increased liability of the Group. As long as the total interest credited is higher than the guaranteed minimum amount, the Group has discretion on the crediting rate. The Group's exposure to interest rate risk associated with these types of products is therefore minimal. The Group may be exposed to interest rate risks in connection with traditional insurance products, which is considered inconsequential in view of the Group's product portfolio. As such, no sensitivity analysis for the underlying interest rate risk is performed.

(vii) Amortisation of VOBA and DAC

The Group selects appropriate methodology and assumptions for the amortisation of VOBA and DAC in accordance with the Group's significant accounting policies. The assumptions used in the estimation of the future gross premiums and profit are aligned to those assumptions used for the future policyholders benefit in majority of instances.

4 重要會計判斷及估計不確定因素之重要來源(續)

(a) 對未來保單持有人給付、收購業務價值及遞延保單獲得成本的精算假設(續)

(vi) 假設變化和可變因素變化的敏感度(續)

投資的公允價值會受利率變化的影響。由於本集團的主要產品是萬用壽險產品，利率可能會影響產品的保證最低支出和貸記給賬戶持有人的利息。隨著利率下降，投資差價可能會隨著利率接近最低保證而收窄，從而可能導致本集團的負債增加。只要貸記的總利息高於保證的最低金額，本集團可酌情決定貸記利率。因此，本集團與這些類型產品相關的利率風險很小。本集團可能面臨與傳統保險產品相關的利率風險，鑒於本集團的產品組合，這被視為無關緊要。因此，不會對基本利率風險進行敏感度分析。

(vii) 收購業務價值及遞延保單獲得成本的攤銷

本集團根據本集團的重要會計政策選擇適當的方法和假設來攤銷收購業務價值和遞延保單獲得成本。在大多數情況下，用於估計未來毛保費和利潤的假設與用於未來保單持有人利益的那些假設一致。

Notes to the Financial Statements

財務報表附註

(Expressed in Hong Kong dollars) (以港幣列示)

4 CRITICAL ACCOUNTING JUDGEMENTS AND KEY SOURCES OF ESTIMATION UNCERTAINTY (Continued)

(b) Determination of consolidation scope and business combination

All facts and circumstances must be taken into consideration in the assessment of whether the Group, as an investor, controls the investee. The principle of control sets out the following three elements of control: (a) power over the investee; (b) exposure, or rights, to variable returns from involvement with the investee; and (c) the ability to use power over the investee to affect the amount of the investor's returns.

An investor's initial assessment of control or its status as a principal or an agent would not change simply because of a change in market conditions (e.g. a change in the investee's returns driven by market conditions), unless the change in market conditions changes one or more of the three elements of control listed above or changes the overall relationship between a principal and an agent.

At the end of each reporting period, the Group assesses the variable returns arising from other equities and uses plenty of judgements, in combination with historical exposure to variable returns, to determine the consolidation scope.

Note 21 provides detailed information about the subsidiaries of the Group, note 22 provides detailed information about key assumptions used in the goodwill impairment assessment.

4 重要會計判斷及估計不確定因素之重要來源(續)

(b) 合併範圍和企業合併的確定

評估本集團作為投資者是否控制投資對象時，須考慮一切事實及情況。控制原則包括三個控制權要素：(a)對投資對象的權力；(b)因參與投資對象而承擔或享有可變回報的風險或權利；及(c)運用對投資對象的權力影響投資者的回報金額的能力。

投資者控制權之初步評估或其作為主事人或代理人之身份不會僅僅因為市況的改變(例如市況帶動投資對象回報的改變)而出現變動，除非市況變動使上文列示的三項控制權要素中的一項或多項要素發生變化，或使主事人與代理人的整體關係發生變化。

本集團在各報告期末評估其他權益產生的可變回報，並運用大量判斷，同時結合過往可變回報之風險以確定合併範圍。

附註21提供有關收購子公司的詳細信息，附註22提供有關商譽減值評估中使用的主要假設的詳細信息。

4 CRITICAL ACCOUNTING JUDGEMENTS AND KEY SOURCES OF ESTIMATION UNCERTAINTY (Continued)

(c) Classification and fair value of derivative and financial instruments

Under HKFRS 9, classification of financial instruments depends on the contractual cashflow characteristics (the Solely Payment of Principal and Interest (“SPPI”) criteria) and driven by the business model of the entity. A financial asset that does not meet the SPPI criterion is always measured at FVPL, unless it is an equity instrument for which an entity applies the election to measure at FVOCI. Management judgement is involved throughout the assessment.

The Group selects appropriate valuation techniques for financial instruments which are classified as level 2 and 3 investments in accordance with the Group’s significant accounting policies. Note 5 provides detailed information about the key assumptions used in the determination of the fair value of material financial instruments.

(d) Expected credit loss estimation

The Group selects appropriate methodology and assumptions in accordance with the Group’s significant accounting policies. Note 2 provides detailed information about the key assumptions used in the determination of the expected credit loss of financial instruments classified under amortised cost and for debt instruments carried at FVOCI.

4 重要會計判斷及估計不確定因素之重要來源 (續)

(c) 衍生工具及金融工具之分類及公允價值

根據《香港財務報告準則》第9號，金融工具的分類取決於合約現金流量特徵（僅為本金及利息的支付（「SPPI」）標準），並由實體的業務模式所驅動。不符合SPPI標準的金融資產始終以公允價值計量且其變動計入當期損益，除非該實體通過其他全面收益將該選擇用於公允價值計量的權益工具。整個評估都涉及管理層的判斷。

本集團對根據本集團的主要會計政策分類為第二層級及第三層級投資的金融工具選用適當的估值技術。附註5載有釐定重大金融工具公允價值之主要假設之詳細資料。

(d) 估計預期信用損失

本集團對根據本集團的主要會計政策選用適當的方法和假設。附註2載有確定劃歸為以攤銷成本計量及以公允價值計量且其變動計入其他全面收益的債務金融工具的預期信用損失時所用的主要假設之詳細資料。

Notes to the Financial Statements

財務報表附註

(Expressed in Hong Kong dollars) (以港幣列示)

5 INSURANCE AND FINANCIAL RISK MANAGEMENT

(a) Risk management objectives and policies for mitigating insurance and financial risk

The Group operates in a business environment which is subject to various risks and uncertainties. Such risks and uncertainties can be classified into two categories, insurance risks and financial risks.

(i) Insurance risks

The Group manages insurance risks through prudent pricing guidelines, reinsurance and underwriting management and monitoring internal and external emerging trends and issues.

The Group's underwriting strategy seeks diversity to ensure a balanced portfolio and is based on a large portfolio of similar risks over a number of years and, as such, it is believed that this reduces the variability of the outcome. This strategy is cascaded down to individual underwriters through detailed underwriting authorities that set out the limits that any one underwriter can write in order to ensure appropriate risk selection within the portfolio. Adherence to the underwriting authorities is monitored through a scheduled underwriting audit. In addition, the Group has an Underwriting Committee to establish policies and procedures to supervise and assess the insurance risks and to periodically review and monitor the overall underwriting management process. The Group also has a Claims Settlement Committee to establish policies and procedures to supervise the claims settlement policy. The committee monitors the adequacy of the Group's reserves for the settlement of claims, reviews significant claims or major events, and investigates any fraudulent claims.

5 保險和金融風險管理

(a) 風險管理目標及降低保險和金融風險的政策

本集團在一個受各種風險和不確定因素影響的商業環境中運作。這些風險和不確定性可劃歸為兩類：保險風險和金融風險。

(i) 保險風險

本集團通過審慎的定價指引、再保險和承保管理以及監控內部和外部的新興趨勢和課題來管理保險風險。

本集團尋求多元化的承保策略，以確保平衡的投資組合，並以多年來類似風險的大量投資組合為基礎，因此相信這會降低結果的可變性。該策略通過詳細的承保職權下達到個別承保人員，該承保職權規定了任何一個承保人員可以承保的限額，以確保在投資組合中進行適當的風險選擇。通過預定的承保審計監督對承保職權的遵守情況。此外，本集團還設有承保委員會，負責制定監管和評估保險風險的政策和程序，並定期審查和監督整個承保管理流程。本集團還設立了理賠委員會，以制定監督理賠政策的政策和程序。該委員會負責監督集團儲備金的充足性，以解決賠款、審查重大賠款或重大事件，並調查任何欺詐性賠款。

5 INSURANCE AND FINANCIAL RISK MANAGEMENT (Continued)

(a) Risk management objectives and policies for mitigating insurance and financial risk (Continued)

(i) Insurance risks (Continued)

The Group reinsures a portion of the risks it underwrites in order to control its exposure to losses to avoid the risk of concentration and to protect capital resources. Such transfers of risks do not relieve the Group of its primary liability and, as such, failure of reinsurers to honour their obligations could result in losses. The Group reduces this risk by evaluating the financial condition of reinsurers and monitoring for possible concentrations of credit risk. The Group has a Reinsurance Committee to establish policies and procedures to properly and regularly supervise and review proposed and existing reinsurance activities covering ceded risks to reinsurers. The committee also periodically reviews and monitors the financial stability of reinsurers.

Concentration of insurance risks

The table below illustrates the concentration of risks based on seven bands of contracts grouped by benefits assured for each life assured.

5 保險和金融風險管理(續)

(a) 風險管理目標及降低保險和金融風險的政策(續)

(i) 保險風險(續)

本集團分出再保其承保的部分風險，以控制其虧損風險，以避免集中風險並保護資本資源。這種風險轉移並不能減輕集團的主要責任，因此，再保險公司未能履行其義務可能會導致損失。本集團通過評估再保險公司的財務狀況和監控可能出現的信用風險集中度來降低風險。本集團設有再保險委員會，以制定政策和程序，以適當和定期監督和審查建議和現有的再保險活動，包括對再保險公司的分出風險。該委員會還定期審查和監督再保險公司的財務穩定性。

保險風險的集中度

下表說明了基於七個合同範圍的風險集中度，而這些合同按照每個受保人的保障分組。

Notes to the Financial Statements

財務報表附註

(Expressed in Hong Kong dollars) (以港幣列示)

5 INSURANCE AND FINANCIAL RISK MANAGEMENT (Continued)

(a) Risk management objectives and policies for mitigating insurance and financial risk (Continued)

(i) Insurance risks (Continued)

Concentration of insurance risks
(Continued)

HK\$'000	千港元	Sum insured before reinsurance 再保險前的投保額		Sum insured after reinsurance 再保險後的投保額	
		HK\$'000 千港元	%	HK\$'000 千港元	%
2022	二零二二年				
0-500	0-500	26,312,390	13	36,205,701	42
501-750	501-750	24,620,716	12	27,297,243	32
751-1,000	751-1,000	14,168,168	7	22,633,207	26
1,001-1,500	1,001-1,500	20,117,847	10	52,533	0
1,501-2,000	1,501-2,000	26,430,426	13	276,804	0
2,001-2,500	2,001-2,500	31,253,287	16	86,689	0
>2,500	>2,500	58,635,630	29	356,253	0
Total	總計	201,538,464	100	86,908,430	100

HK\$'000	千港元	Sum insured before reinsurance 再保險前的投保額		Sum insured after reinsurance 再保險後的投保額	
		HK\$'000 千港元	%	HK\$'000 千港元	%
2021	二零二一年				
0-500	0-500	26,485,211	13	36,194,691	42
501-750	501-750	20,124,095	10	28,014,314	32
751-1,000	751-1,000	26,664,679	14	22,142,229	26
1,001-1,500	1,001-1,500	31,555,889	16	72,614	0
1,501-2,000	1,501-2,000	23,803,188	12	189,458	0
2,001-2,500	2,001-2,500	14,460,805	7	56,876	0
>2,500	>2,500	55,533,391	28	213,201	0
Total	總計	198,627,258	100	86,883,383	100

5 保險和金融風險管理 (續)

(a) 風險管理目標及降低保險和金融風險的政策 (續)

(i) 保險風險 (續)

保險風險的集中度 (續)

Notes to the Financial Statements

財務報表附註

(Expressed in Hong Kong dollars) (以港幣列示)

5 INSURANCE AND FINANCIAL RISK MANAGEMENT (Continued)

(a) Risk management objectives and policies for mitigating insurance and financial risk (Continued)

(ii) Financial risks

Exposure to credit, liquidity, interest rate and currency risks arises in the normal course of the Group's business. The Group is also exposed to equity price risk arising from its equity investments in other entities. These risks are limited by the Group's financial management policies and practices described below.

(1) Credit risk

The Group has exposure to credit risk, which is the risk that a counterparty will be unable to pay amounts in full when due. Key areas where the Group is exposed to credit risk are:

- amounts due from issuers of debt securities;
- bank balances;
- insurance and reinsurance receivables;
- commercial and residential mortgage loans;
- other unsecured receivables; and
- derivative financial instruments.

The Group manages its financial assets to limit credit risk by diversifying its portfolio among various security types and industry sectors. The Group has an Investment Committee to supervise and control investments and related financial matters. Investment policies and guidelines have to be approved by the committee. In addition, the committee periodically reviews investment strategies and investment performance.

5 保險和金融風險管理(續)

(a) 風險管理目標及降低保險和金融風險的政策(續)

(ii) 金融風險

本集團須在日常業務過程中承受信貸、流動資金、利率和貨幣風險。本集團亦須承受在其他實體的權益投資價格波動所產生的股價風險。該等風險通過下述本集團的金融管理政策和慣例予以限制。

(1) 信用風險

本集團須承受信用風險，該風險是交易對手未能全數償還到期金額的風險。本集團須承受信用風險的主要方面有：

- 應收債務證券發行人的金額；
- 銀行餘額；
- 應收保費及再保險賬款；
- 商業抵押及住宅按揭貸款；
- 其他無抵押應收款項；以及
- 衍生金融工具。

本集團管理其金融資產，通過在各種證券類型和行業領域實現投資組合多元化來限制信用風險。本集團設有投資委員會，負責監督和控制投資及相關金融事宜。投資政策和指引必須獲得委員會的批准。此外，委員會定期審閱投資策略和投資業績。

Notes to the Financial Statements

財務報表附註

(Expressed in Hong Kong dollars) (以港幣列示)

5 INSURANCE AND FINANCIAL RISK MANAGEMENT (Continued)

(a) Risk management objectives and policies for mitigating insurance and financial risk (Continued)

(ii) Financial risks (Continued)

(1) Credit risk (Continued)

At 31 December 2022, none of the Group's debt securities (2021: Nil) represented investments in asset-backed and mortgage-backed securities in the United States of America and PRC which are exposed to sub-prime credit risks. The Group does not originate any residential mortgages but invests in residential mortgage loan pools which may contain mortgages of subprime credit quality. Residential mortgage loan pools are pools of homogeneous residential mortgage loans substantially backed by Federal Housing Administration and Veterans Administration guarantees. As of 31 December 2022, the Group had no direct subprime exposure through the origination of residential mortgage loans or purchases of unsecuritised mortgage whole-loan pools. The Group has implemented a stringent review process for determining the fair value of securities containing these risk characteristics. At 31 December 2022, 96.9% (2021: 95.2%) of the debt securities have Standard and Poor's ratings of BBB- or above or equivalent ratings from other reputable rating agencies. At 31 December 2022, 89.7% (2021: 81.1%) of the mortgage loan have internal rating equivalent to Standard and Poor's ratings of BBB or above or equivalent ratings from other reputable rating agencies. For the year ended 31 December 2022, impairment losses were recognised in the consolidated income statement. Further details of the impairment losses are set out in note 7(a).

5 保險和金融風險管理(續)

(a) 風險管理目標及降低保險和金融風險的政策(續)

(ii) 金融風險(續)

(1) 信用風險(續)

於二零二二年十二月三十一日，本集團債務證券並無(二零二一年：無)於美國資產支持證券和抵押證券的投資，這些證券須承受次級信用風險。本集團並未發起任何住宅抵押貸款，而是投資於可能包含次貸信用質量抵押的住宅抵押貸款池。住宅抵押貸款池是由聯邦住宅管理局和退伍軍人管理局擔保的同質住宅抵押貸款池。截至二零二二年十二月三十一日，本集團未因發起住宅抵押貸款或購買未證券化抵押貸款全額貸款池而承受直接次貸風險。本集團已執行嚴格的審核流程，以釐定包含該等風險特徵的證券公允價值。於二零二二年十二月三十一日，96.9%(二零二一年：95.2%)的債務證券的標準普爾評級為BBB-或以上或其他知名評級機構的同等評級。於二零二二年十二月三十一日，89.7%(二零二一年：81.1%)的抵押貸款的內部評級與標準普爾評級為BBB或以上或其他信譽良好的評級機構的同等評級相等。截至二零二二年十二月三十一日止年度，減值虧損於綜合收益表確認。減值虧損的進一步詳情載於附註7(a)。

Notes to the Financial Statements

財務報表附註

(Expressed in Hong Kong dollars) (以港幣列示)

5 INSURANCE AND FINANCIAL RISK MANAGEMENT (Continued)

(a) Risk management objectives and policies for mitigating insurance and financial risk (Continued)

(ii) Financial risks (Continued)

(1) Credit risk (Continued)

In respect of bank balances, all of them are due from authorised institutions in Hong Kong, Macao, the People's Republic of China, the United Kingdom and the United States of America. Management periodically reviews the credit ratings of these authorised institutions.

With respect to the recoveries due from reinsurers, the Group is exposed to the credit risk that the amounts due under a reinsurance contract may not be paid. For the management of the underlying risks, please refer to note 5(a)(i).

In respect of loans to policyholders, direct premium receivables and other loans to agents and staff, management monitors the repayment status on an ongoing basis. Other unsecured receivables mainly comprise accrued interest income on debt securities, where the credit risks are limited by the diversification of its investment portfolio as mentioned above.

The maximum exposure to credit risk is represented by the carrying amount of each financial asset in the statement of financial position after deducting any impairment allowance.

Further quantitative disclosures in respect of the Group's exposure to credit risk arising from insurance and reinsurance receivables, other account receivables and other receivables are set out in notes 27, 28 and 29.

5 保險和金融風險管理(續)

(a) 風險管理目標及降低保險和金融風險的政策(續)

(ii) 金融風險(續)

(1) 信用風險(續)

就銀行餘額而言，所有款項均來自香港、澳門、中國、英國及美國的授權機構。管理層定期檢討這些授權機構的信用評級。

就應收再保險公司的款項而言，本集團須承受信用風險，即可能無法收回再保險合約項下的應付金額。有關潛在風險的管理，請參閱附註5(a)(i)。

就向保單持有人提供的貸款、直接應收保費及向代理及員工提供的其他貸款，管理層持續監控還款狀態。其他無抵押應收款項主要包括債務證券的應計利息收入，其中信用風險受上文所述投資組合多元化的限制。

最高信用風險承擔指扣除任何減值準備後的財務狀況表內各項金融資產的賬面價值。

有關本集團承受因應收保費及再保險賬款、其他應收賬款及其他應收款所產生的信用風險的進一步定量披露內容載列於附註27、28和29。

Notes to the Financial Statements

財務報表附註

(Expressed in Hong Kong dollars) (以港幣列示)

5 INSURANCE AND FINANCIAL RISK MANAGEMENT (Continued)

(a) Risk management objectives and policies for mitigating insurance and financial risk (Continued)

(ii) Financial risks (Continued)

(2) Liquidity risk

The Group has to meet daily calls on its cash resources, notably from claims arising from its life insurance contracts. There is therefore a risk that cash will not be available to settle liabilities when due. The Group manages this risk by setting a minimum level of liquidity cash that will be available to cover claims maturities and surrenders.

(i) Financial liabilities

The following tables show the remaining contractual maturities at the end of the reporting period of non-derivative financial liabilities, which are based on contractual undiscounted cash flows and the earliest date can be required to pay:

	2022 二零二二年				2021 二零二一年			
	Total contractual Carrying amount	Within 1 year or cash flows on demand	More than 1 year		Total contractual Carrying amount	Within 1 year or cash flows on demand	More than 1 year	
	賬面值	現金流量總額	按要求償還	1年以上	賬面值	現金流量總額	按要求償還	1年以上
	HK\$'000	HK\$'000	HK\$'000	HK\$'000	HK\$'000	HK\$'000	HK\$'000	HK\$'000
	千港元	千港元	千港元	千港元	千港元	千港元	千港元	千港元
Reinsurance premium payables	509,182	509,182	509,182	-	488,430	488,430	488,430	-
Other accounts payables	609,464	609,464	609,464	-	844,088	844,088	844,088	-
Other payables and accrued expenses	5,184,901	5,184,901	5,014,759	170,142	4,318,281	4,318,281	4,231,834	86,447
Financial liabilities at fair value through profit or loss	237,364	237,364	1,002	236,362	376,263	376,263	-	376,263
Lease liabilities	233,066	241,103	112,540	128,563	279,608	290,472	133,596	156,876
Bank borrowings	1,393,166	1,474,408	33,998	1,440,410	1,381,776	1,474,408	33,998	1,440,410
Shareholder's loan	1,641,077	1,808,467	1,808,467	-	1,641,077	1,808,467	-	1,808,467
	9,808,220	10,064,889	8,089,412	1,975,477	9,329,523	9,600,409	5,731,946	3,868,463

5 保險和金融風險管理(續)

(a) 風險管理目標及降低保險和金融風險的政策(續)

(ii) 金融風險(續)

(2) 流動資金風險

本集團須滿足日常現金資源請求，主要源自壽險合約索賠。因此須承受現金不足以結算到期負債的風險。本集團通過設定可用於支付索賠期滿和退保金的最低流動資金水平來管理此風險。

(i) 金融負債

下表載列了本集團非衍生金融負債於報告期末之餘下合約到期期限，乃按合約未貼現現金流量及本集團可能須支付之最早日期計算得出：

Notes to the Financial Statements

財務報表附註

(Expressed in Hong Kong dollars) (以港幣列示)

5 INSURANCE AND FINANCIAL RISK MANAGEMENT (Continued)

(a) Risk management objectives and policies for mitigating insurance and financial risk (Continued)

(ii) Financial risks (Continued)

(2) Liquidity risk (Continued)

(ii) Liabilities under insurance and investment contracts

The following table presents the estimated timing of payments for the amounts recognised in the statement of financial position arising from liabilities under insurance and investment contracts. These contracts typically include policyholder surrender or transfer options at a value equal to, or below, the carrying value of those liabilities.

5 保險和金融風險管理(續)

(a) 風險管理目標及降低保險和金融風險的政策(續)

(ii) 金融風險(續)

(2) 流動資金風險(續)

(ii) 保險負債及投資合同項下負債

下表載列了保險和投資合同項下負債產生的於財務狀況表中所確認金額的估計付款時間。這些合同通常包括保單持有人退保金或以等於或低於該等負債賬面值的價值轉讓期權。

		2022 二零二二年			2021 二零二一年		
		Total	1 year or less	More than 1 year	Total	1 year or less	More than 1 year
		總計	1年或更短	1年以上	總計	1年或更短	1年以上
		HK\$'000	HK\$'000	HK\$'000	HK\$'000	HK\$'000	HK\$'000
		千港元	千港元	千港元	千港元	千港元	千港元
Insurance contract provisions	保險合同準備金	72,041,574	4,105,821	67,935,753	63,121,305	3,788,120	59,333,185
Investment contract liabilities	投資合同負債	4,853,548	246,455	4,607,093	4,714,346	233,051	4,481,295
Outstanding claims	未決賠款	229,402	229,402	-	229,848	229,848	-
		77,124,524	4,581,678	72,542,846	68,065,499	4,251,019	63,814,480

Notes to the Financial Statements

財務報表附註

(Expressed in Hong Kong dollars) (以港幣列示)

5 INSURANCE AND FINANCIAL RISK MANAGEMENT (Continued)

(a) Risk management objectives and policies for mitigating insurance and financial risk (Continued)

(ii) Financial risks (Continued)

(3) Interest rate risk

Interest rate risk is the potential for interest rates to change, which can cause fluctuations in the value of investments and in the amounts due to policyholders. To the extent that fluctuations in interest rates cause the duration of assets and liabilities to differ, the Group controls its exposure to this risk by, among other things, asset and liability matching techniques that account for the cash flow characteristics of the assets and liabilities.

(i) Interest rate profile

The following table details interest-bearing financial assets and financial liabilities at the end of the reporting period.

		2022 二零二二年 HK\$'000 千港元	2021 二零二一年 HK\$'000 千港元
Financial assets	金融資產		
Statutory deposits	法定存款	5,142	4,579
Debt securities and mortgage loans	債務證券及抵押貸款	56,031,811	55,582,724
Loans to agents and staff	向代理及員工作出的貸款	57,486	18,219
Cash and cash equivalents and deposits with banks maturing more than three months	現金及現金等值項目以及逾三個月到期的銀行存款	4,172,874	5,085,049
Financial liabilities	金融負債		
Bank borrowings	銀行貸款	1,393,166	1,381,776
Shareholder's loan	股東貸款	1,641,077	1,641,077

5 保險和金融風險管理(續)

(a) 風險管理目標及降低保險和金融風險的政策(續)

(ii) 金融風險(續)

(3) 利率風險

利率風險是利率變化的可能性，其可能導致投資價值和應付保單持有人金額的波動。如果利率波動導致資產和負債的期間差異，則本集團通過資產和負債匹配技術(其中包括資產和負債的現金流量特徵)控制其風險敞口。

(i) 利率風險概況

下表詳述本集團計息金融資產和金融負債於報告期末的利率。

Notes to the Financial Statements

財務報表附註

(Expressed in Hong Kong dollars) (以港幣列示)

5 INSURANCE AND FINANCIAL RISK MANAGEMENT (Continued)

(a) Risk management objectives and policies for mitigating insurance and financial risk (Continued)

(ii) Financial risks (Continued)

(3) Interest rate risk (Continued)

(i) Sensitivity analysis

While it is more difficult to measure the interest sensitivity of the insurance and investment contract liabilities than that of the related assets, to the extent that the Group can measure such sensitivities the Group believes that interest rate movements will generate asset value changes that substantially offset changes in the value of the liabilities relating to the underlying products.

Financial assets and liabilities

At 31 December 2022, it is estimated that a general increase/decrease of one percentage point in interest rates would increase/decrease the Group's profit after tax by approximately HK\$26,740,000 (2021: HK\$29,925,000) and decrease/increase the equity by approximately HK\$1,555,491,000 (2021: HK\$2,136,792,000) respectively so far as the effect on interest-bearing financial assets is concerned.

The sensitivity analysis above has been determined assuming that the change in interest rates had occurred at the end of the reporting period.

5 保險和金融風險管理(續)

(a) 風險管理目標及降低保險和金融風險的政策(續)

(ii) 金融風險(續)

(3) 利率風險(續)

(i) 敏感度分析

儘管計量保險及投資合同負債的利率敏感度比相關資產更難，但在本集團能夠計量此敏感度的情況下，本集團認為利率變動將產生能大幅抵銷相關產品負債價值變動的資產價值變化。

金融資產與負債

於二零二二年十二月三十一日，估計當利率普遍上升／下降一個基點，就帶息金融資產受到的影響而言，本集團稅後溢利將因此增加／減少約26,740,000港元（二零二一年：29,925,000港元），權益將因此減少／增加約1,555,491,000港元（二零二一年：2,136,792,000港元）。

上述敏感度分析乃基於利率變動已於報告期末發生之假設確定。

Notes to the Financial Statements

財務報表附註

(Expressed in Hong Kong dollars) (以港幣列示)

5 INSURANCE AND FINANCIAL RISK MANAGEMENT (Continued)

(a) Risk management objectives and policies for mitigating insurance and financial risk (Continued)

(ii) Financial risks (Continued)

(4) Currency risk

The Group's currency exchange risk is mainly related to certain policies that are not written in the United States dollars. However, most of the policies are denominated in the United States dollars and Hong Kong dollars. As the Group's investments are primarily made in the United States dollars, coupled with the fact that the Hong Kong dollars are pegged to the United States dollars, management does not believe that the currency risk is material. For investments made in non-United States dollars, the Group mitigates currency risk through the use of cross-currency swaps and forward contracts. Cross-currency swaps are used to minimise currency risk for certain non-United States dollar assets and liabilities through a pre-specified exchange of interest and principal. Forward contracts are used to hedge movements in exchange rates. As such, no sensitivity analysis is prepared for currency risk.

5 保險和金融風險管理(續)

(a) 風險管理目標及降低保險和金融風險的政策(續)

(ii) 金融風險(續)

(4) 貨幣風險

本集團的貨幣風險主要與並非以美元計價的保單有關。但大多數保單仍以美元及港元計價。由於本集團的投資主要以美元計價，加上港元與美元掛鉤，管理層認為貨幣風險並不重大。就並非以美元計價的投資而言，本集團通過使用交叉貨幣掉期及遠期合同降低貨幣風險。交叉貨幣掉期用於通過預定利息和本金交換來最小化某些非美元資產和負債的貨幣風險。遠期合同用於對沖匯率變動。因此，本集團未就貨幣風險進行敏感度分析。

Notes to the Financial Statements

財務報表附註

(Expressed in Hong Kong dollars) (以港幣列示)

5 INSURANCE AND FINANCIAL RISK MANAGEMENT (Continued)

(a) Risk management objectives and policies for mitigating insurance and financial risk (Continued)

(ii) Financial risks (Continued)

(4) Currency risk (Continued)

(i) Exposure to currency risk

The following table details the exposure at the end of the reporting period to currency risk arising from financial assets or financial liabilities which are presented in Hong Kong dollars.

5 保險和金融風險管理(續)

(a) 風險管理目標及降低保險和金融風險的政策(續)

(ii) 金融風險(續)

(4) 貨幣風險(續)

(i) 貨幣風險敞口

下表詳列本集團於報告期末對以港元計值之金融資產或負債所產生貨幣風險之承擔。

		2022 二零二二年								
		United States Dollars 美元 HK'000 千港元	Canadian Dollars 加元 HK'000 千港元	Macao Patacas 澳門幣 HK'000 千港元	British Pounds 英鎊 HK'000 千港元	Australian Dollars 澳元 HK'000 千港元	Euros 歐元 HK'000 千港元	Chinese Renminbi 人民幣 HK'000 千港元	Japanese Yen 日元 HK'000 千港元	Singapore Dollars 新加坡元 HK'000 千港元
Financial assets	金融資產									
Investments	投資	55,889,023	-	-	-	-	-	-	-	-
Insurance and reinsurance receivables	應收保費及再保險賬款	3,648,241	-	108	-	2	-	9	-	-
Advance reinsurance premiums	預付再保險保費	547,764	-	-	-	-	-	11,498	-	2
Other account receivables	其他應收賬款	14,651	-	-	-	-	-	-	-	-
Other receivables	其他應收款項	733,221	-	1,456	60	12	154	2,212	(2)	-
Cash and cash equivalents and deposits with banks maturing more than three months and segregated accounts	現金及現金等值項目以及逾三個月到期的銀行存款以及獨立賬戶	1,780,064	3,546	26,467	1,072	1,999	6,878	35,918	2,052	87
Derivative financial instruments	衍生金融工具	95,382	-	-	-	-	-	-	-	-
		62,708,346	3,546	28,031	1,132	2,013	7,032	49,637	2,050	89
Financial liabilities	金融負債									
Reinsurance premium payables	應付再保險保費	405,323	-	2,887	-	-	-	(362)	-	-
Derivative financial instruments	衍生金融工具	116,505	-	-	-	-	-	-	-	-
Other accounts payables	其他應付賬款	193,296	13	-	58	19	-	5,445	1,753	21
Other payables	其他應付款項	3,112,225	144	12,216	148	-	-	45,002	-	-
Investment contract liabilities	投資合同負債	2,666,208	-	-	-	-	-	-	-	-
Outstanding claims	未決賠款	109,705	-	2,496	-	-	-	-	-	-
Lease liabilities	租賃負債	-	-	-	-	-	-	4,430	-	-
		6,603,262	157	17,599	206	19	-	54,515	1,753	21
Notional amount of currency-related derivative contracts	貨幣相關衍生合同的名義金額	(26,887,007)	-	-	-	-	(45,973)	-	-	-

Notes to the Financial Statements

財務報表附註

(Expressed in Hong Kong dollars) (以港幣列示)

5 INSURANCE AND FINANCIAL RISK MANAGEMENT (Continued)

(a) Risk management objectives and policies for mitigating insurance and financial risk (Continued)

(ii) Financial risks (Continued)

(4) Currency risk (Continued)

(i) Exposure to currency risk (Continued)

5 保險和金融風險管理(續)

(a) 風險管理目標及降低保險和金融風險的政策(續)

(ii) 金融風險(續)

(4) 貨幣風險(續)

(i) 貨幣風險敞口(續)

		2021 二零二一年								
		United States Dollars	Canadian Dollars	Macao Patacas	British Pounds	Australian Dollars	Euros	Chinese Renminbi	Japanese Yen	Singapore Dollars
		美元	加元	澳門幣	英鎊	澳元	歐元	人民幣	日元	新加坡元
		HK'000	HK'000	HK'000	HK'000	HK'000	HK'000	HK'000	HK'000	HK'000
		千港元	千港元	千港元	千港元	千港元	千港元	千港元	千港元	千港元
Financial assets	金融資產									
Investments	投資	55,387,076	-	-	-	-	-	-	-	-
Insurance and reinsurance receivables	應收保費及再保險賬款	1,664,190	-	4,060	-	-	-	-	-	-
Advance reinsurance premiums	預付再保險保費	543,000	-	-	-	-	-	3,410	-	-
Other account receivables	其他應收賬款	19,184	-	-	-	103	-	62	-	2
Other receivables	其他應收款項	614,578	-	-	-	-	-	33,405	-	-
Cash and cash equivalents and deposits with banks maturing more than three months and segregated accounts	現金及現金等值項目以及逾三個月到期的銀行存款以及獨立賬戶	2,365,177	1,091	83,607	525	4,009	1,925	64,115	286	29
Derivative financial instruments	衍生金融工具	37,059	-	-	-	-	-	-	-	-
		60,630,264	1,091	87,667	525	4,112	1,925	100,992	286	31
Financial liabilities	金融負債									
Reinsurance premium payables	應付再保險保費	285,722	-	-	-	-	-	1,981	-	-
Derivative financial instruments	衍生金融工具	137,975	-	-	-	-	-	-	-	-
Other accounts payables	其他應付賬款	302,646	14	-	65	20	-	23,331	-	14
Other payables	其他應付款項	1,149,262	-	534	(554)	8	(21)	16,767	-	-
Investment contract liabilities	投資合同負債	2,051,050	-	96,599	-	-	-	-	-	-
Outstanding claims	未決賠款	109,512	-	3,628	-	-	-	-	-	-
Lease liabilities	租賃負債	-	-	751	-	-	-	-	-	-
		4,036,167	14	101,512	(489)	28	(21)	42,079	-	14
Notional amount of currency-related derivative contracts	貨幣相關衍生合同的名義金額	8,382,520	-	-	-	-	(40,006)	-	-	-

5 INSURANCE AND FINANCIAL RISK MANAGEMENT (Continued)

(a) Risk management objectives and policies for mitigating insurance and financial risk (Continued)

(ii) Financial risks (Continued)

(5) Equity price risk

The Group is exposed to equity price changes arising from equity investments and derivative instruments classified as financial assets at fair value through profit or loss and financial liabilities at fair value through profit or loss held by the Group. Gains and losses arising from changes in the fair value of financial assets and financial liabilities at fair value through profit or loss are dealt with in consolidated income statement.

The portfolio of unit trusts backing linked insurance contracts, which the Group carries on its statement of financial position at fair value, has exposure to price risk. However, such price risk is fully borne by the policyholders as the benefits payable are linked to the price of the securities.

The portfolio of unit trusts backing non-linked insurance contracts, which the Group carries on its statement of financial position at fair value, also has exposure to price risk. This risk is defined as the potential loss in market value resulting from an adverse change in prices.

At 31 December 2022, the unit trusts backing non-linked insurance contracts were classified as fair value through profit or loss under overlay approach at their fair value of HK\$1,181,697,000 (2021: HK\$1,367,731,000).

5 保險和金融風險管理(續)

(a) 風險管理目標及降低保險和金融風險的政策(續)

(ii) 金融風險(續)

(5) 股價風險

本集團須承擔本集團持有被劃歸為以公允價值計量且其變動計入損益之金融資產之股本投資及衍生工具及以公允價值計量且其變動計入損益之金融負債所產生之股價變動風險。以公允價值計量且其變動計入損益之金融資產及金融負債公允價值變動產生之盈虧乃於綜合收益表中處理。

單位信託支持結式保險合同的投資組合(本集團按公允價值在其財務狀況表中列報)存在價格風險。由於應付給付與證券價格掛鉤，價格風險完全由保單持有人承擔。

單位信託支持非結式保險合同的投資組合(本集團按公允價值在其財務狀況表中列報)也存在價格風險。該風險被定義為價格的不利變化導致的市場價值潛在損失。

於二零二二年十二月三十一日，單位信託支持非連結式保險合同按其公允價值1,181,697,000港元(二零二一年：1,367,731,000港元)被劃歸為按覆蓋法以公允價值計量且其變動計入損益。

Notes to the Financial Statements

財務報表附註

(Expressed in Hong Kong dollars) (以港幣列示)

5 INSURANCE AND FINANCIAL RISK MANAGEMENT (Continued)

(a) Risk management objectives and policies for mitigating insurance and financial risk (Continued)

(ii) Financial risks (Continued)

(5) Equity price risk (Continued)

At 31 December 2022, it is estimated that an increase/decrease of 10% (2021: 10%) in the market value of Group's unit trusts backing non-linked insurance contracts, with all other variable held constant, would have increased/decreased the Group's total equity by HK\$118,169,000 (2021: HK\$136,773,000).

For the other investments under fair value hierarchy level 2 and 3 that is either backing linked insurance contract and those that are not related to insurance contracts, their price risk impact on the Group's profit or total equity is further analysed under fair value measurement.

(6) Fair value measurement

(1) Financial assets and liabilities measured at fair value

Fair value hierarchy

The following table presents the fair value of the Group's financial instruments measured at the end of the reporting period on a recurring basis, categorised into the three-level fair value hierarchy as defined in HKFRS 13, Fair Value Measurement. The level into which a fair value measurement is classified is determined with reference to the observability and significance of the inputs used in the valuation technique as follows:

5 保險和金融風險管理(續)

(a) 風險管理目標及降低保險和金融風險的政策(續)

(ii) 金融風險(續)

(5) 股價風險(續)

於二零二二年十二月三十一日，估計本集團單位信託支持型非連結式保險合同的市值增加／減少10%（二零二一年：10%），所有其他可變因素保持不變，將增加／減少本集團的股權總額118,169,000港元（二零二一年：136,773,000港元）。

對於其他第二層級和第三層級公允價值計量的投資，即支持型連結式保險合同或與保險合同無關的投資，其價格風險對本集團利潤或股權總額的影響在公允價值計量下作出進一步分析。

(6) 公允價值計量

(1) 按公允價值計量的金融資產及負債

公允價值層級

下表呈列本集團於報告期末按經常基準所計量的金融工具公允價值。該等金融工具已歸入《香港財務報告準則》第13號「公允價值計量」所界定的三個公允價值層級。本集團參照以下估值方法所採用的輸入值的可觀察程度和重要性，從而釐定公允價值計量數值所應歸屬的層級：

Notes to the Financial Statements

財務報表附註

(Expressed in Hong Kong dollars) (以港幣列示)

5 INSURANCE AND FINANCIAL RISK MANAGEMENT (Continued)

(a) Risk management objectives and policies for mitigating insurance and financial risk (Continued)

(ii) Financial risks (Continued)

(6) Fair value measurement (Continued)

(1) Financial assets and liabilities measured at fair value (Continued)

Fair value hierarchy (Continued)

- Level 1 valuations: Fair value measured using only Level 1 inputs i.e. unadjusted quoted prices in active markets for identical assets or liabilities at the measurement date
- Level 2 valuations: Fair value measured using Level 2 inputs i.e. observable inputs which fail to meet Level 1, and not using significant unobservable inputs. Unobservable inputs are inputs for which market data are not available
- Level 3 valuations: Fair value measured using significant unobservable inputs

5 保險和金融風險管理(續)

(a) 風險管理目標及降低保險和金融風險的政策(續)

(ii) 金融風險(續)

(6) 公允價值計量(續)

(1) 按公允價值計量的金融資產及負債(續)

公允價值層級(續)

- 第一層 公允價值僅級估 使用第一層級輸入值：層級輸入數據(即於計量日期之相同資產或負債在活躍市場之未經調整報價)計算
- 第二層 使用第二層級估 級輸入值：(即未達第一層級的可觀察輸入值)並捨棄重大不可觀察輸入值來計量公允價值。不可觀察輸入值是指欠缺市場數據的輸入值
- 第三層 公允價值使用重大不可觀察之級估 級估 輸入數據計算

Notes to the Financial Statements

財務報表附註

(Expressed in Hong Kong dollars) (以港幣列示)

5 INSURANCE AND FINANCIAL RISK MANAGEMENT (Continued)

(a) Risk management objectives and policies for mitigating insurance and financial risk (Continued)

(ii) Financial risks (Continued)

(6) Fair value measurement (Continued)

(1) Financial assets and liabilities measured at fair value (Continued)

Fair value hierarchy (Continued)

The Group has established and maintained policies and guidelines that govern its valuation methodologies and their consistent application. These policies and guidelines address the use of inputs, price source hierarchies and provide controls around the valuation processes.

These controls include appropriate review and analysis of prices against market activity or indicators for reasonableness, approval of price source changes, price overrides, methodology changes and classification of fair value hierarchy levels. The valuation policies and guidelines are reviewed and updated as appropriate.

5 保險和金融風險管理(續)

(a) 風險管理目標及降低保險和金融風險的政策(續)

(ii) 金融風險(續)

(6) 公允價值計量(續)

(1) 按公允價值計量的金融資產及負債(續)

公允價值層級(續)

本集團已制定及維持管理其估值方法及其一致應用的政策及指引。該等政策和指引涉及輸入值、價格來源層級的使用，並就估值流程進行控制。

該等控制包括對市場活動價格或合理性指標、價格來源變化的審批、價格撤銷、方法變更和公允價值層級分類進行適當審閱和分析。估值政策和指引進行審閱和更新(如適當)。

Notes to the Financial Statements

財務報表附註

(Expressed in Hong Kong dollars) (以港幣列示)

5 INSURANCE AND FINANCIAL RISK MANAGEMENT (Continued)

(a) Risk management objectives and policies for mitigating insurance and financial risk (Continued)

(ii) Financial risks (Continued)

(6) Fair value measurement (Continued)

(1) Financial assets and liabilities measured at fair value (Continued)

Fair value hierarchy (Continued)

Annually, the Group conducts reviews of the primary pricing vendors to validate that the inputs used in that vendors' pricing process are deemed to be market observable as defined in the standard. While the Group was not provided access to proprietary models of the vendors, the reviews have included on-site walk-throughs of the pricing process, methodologies and control procedures for each asset class and level for which prices are provided. The review also included an examination of the underlying inputs and assumptions for a sample of individual securities across asset classes, credit rating levels and various durations, a process the Group continues to perform for each reporting period.

5 保險和金融風險管理(續)

(a) 風險管理目標及降低保險和金融風險的政策(續)

(ii) 金融風險(續)

(6) 公允價值計量(續)

(1) 按公允價值計量的金融資產及負債(續)

公允價值層級(續)

本集團每年對主要定價供應商進行審閱，以驗證該供應商定價流程中使用的輸入值是否被視為標準中定義的市場可觀察數據。雖然本集團未獲得供應商的私有模型，但審閱工作包括對各資產類別的定價流程、方法和控制流程以及所提供價格的層次進行現場預檢。審閱工作還包括抽檢各資產類別的個別證券、信用評級層次和各持續期間的基本輸入值和假設，本集團於每個報告期間繼續執行此流程。

Notes to the Financial Statements

財務報表附註

(Expressed in Hong Kong dollars) (以港幣列示)

5 INSURANCE AND FINANCIAL RISK MANAGEMENT (Continued)

(a) Risk management objectives and policies for mitigating insurance and financial risk (Continued)

(ii) Financial risks (Continued)

(6) Fair value measurement (Continued)

(1) Financial assets and liabilities measured at fair value (Continued)

Fair value hierarchy (Continued)

In addition, the pricing vendors have an established challenge process in place for all security valuations, which facilitates identification and resolution of prices that fall outside expected ranges. The Group believes that the prices received from the pricing vendors are representative of prices that would be received to sell the assets at the measurement date (exit prices) and are classified appropriately in the hierarchy.

The Group reviews the fair value hierarchy classification at each reporting period. Overall, reclassifications between levels occur when there are changes in the observability of inputs and market activity used in the valuation of a financial asset or liability. Such reclassifications are reported as transfers between levels at the beginning of the reporting period in which the changes occur. Given the types of assets classified as Level 1 (primarily debt securities and unit trusts), transfers between Level 1 and Level 2 measurement categories are expected to be infrequent. Transfers into and out of Level 3 are summarised in the schedule of changes in Level 3 assets and liabilities.

5 保險和金融風險管理(續)

(a) 風險管理目標及降低保險和金融風險的政策(續)

(ii) 金融風險(續)

(6) 公允價值計量(續)

(1) 按公允價值計量的金融資產及負債(續)

公允價值層級(續)

此外，定價供應商已針對所有證券估值制定了既定質詢流程，這有助於識別和處理超出預期範圍的價格。本集團認為，從定價供應商獲取的價格能代表於計量日出售資產將收到的價格(脫手價)，並於公允價值層級中進行了適當分類。

本集團於各報告期檢討公允價值層級分類。總體而言，當金融資產或負債的估值中使用的輸入值和市場活動的可觀察性發生變化時，會發生各層級之間的重新分類。該重新分類呈報為發生變化的報告期初各層級之間的轉移。鑒於劃歸為第一層級(主要是債務證券和單位信託)的資產類型，預計第一層級和第二層級計量類別之間的轉移很少。轉入和轉出第三層級已在第三層級資產和負債的變化表中進行概括。

Notes to the Financial Statements

財務報表附註

(Expressed in Hong Kong dollars) (以港幣列示)

5 INSURANCE AND FINANCIAL RISK MANAGEMENT (Continued)

(a) Risk management objectives and policies for mitigating insurance and financial risk (Continued)

(ii) Financial risks (Continued)

(6) Fair value measurement (Continued)

- (1) Financial assets and liabilities measured at fair value (Continued)

Fair value hierarchy (Continued)

The fair value of short-term debt instruments, a maturity less than 30 days, is assumed to be equal to the book value. The Group generally uses unadjusted quotable market prices from independent brokers, when available, to determine the fair value of debt instruments with a maturity greater than 30 days.

5 保險和金融風險管理(續)

(a) 風險管理目標及降低保險和金融風險的政策(續)

(ii) 金融風險(續)

(6) 公允價值計量(續)

- (1) 按公允價值計量的金融資產及負債(續)

公允價值層級(續)

短期債務工具(到期日小於30天)的公允價值假設等於賬面值。本集團一般使用獨立經紀商的未經調整的可引用市場價格(如有)確定到期日超過30天的債務工具的公允價值。

Notes to the Financial Statements

財務報表附註

(Expressed in Hong Kong dollars) (以港幣列示)

5 INSURANCE AND FINANCIAL RISK MANAGEMENT (Continued)

(a) Risk management objectives and policies for mitigating insurance and financial risk (Continued)

(ii) Financial risks (Continued)

(6) Fair value measurement (Continued)

(1) Financial assets and liabilities measured at fair value (Continued)

Fair value hierarchy (Continued)

	Fair value measurements as at 31 December 2022 categorised into 於二零二二年十二月三十一日的 公允價值計量分類			Fair value measurements as at 31 December 2021 categorised into 於二零二一年十二月三十一日的 公允價值計量分類		
	Level 1 第1層級 HK\$'000 千港元	Level 2 第2層級 HK\$'000 千港元	Level 3 第3層級 HK\$'000 千港元	Level 1 第1層級 HK\$'000 千港元	Level 2 第2層級 HK\$'000 千港元	Level 3 第3層級 HK\$'000 千港元
Recurring fair value measurement (Liabilities)/assets	按經常基準所計量的公允價值 (負債)/資產					
Financial assets at fair value through profit or loss:	以公允價值計量且其變動計入損益之金融資產					
- Private credit and other trust product type funds	-	-	380,149	-	-	504,082
- Listed equity	484,675	-	-	371,498	-	-
- Unlisted equity	-	-	166,542	-	393,034	25,949
- Leveraged and structured note investment	26,355	2,053,539	309,301	41,800	2,593,532	80,615
- Unit trust	2,477,149	5,684,973	489,009	943,657	6,917,702	790,521
- Interest in a joint venture	-	-	110,923	-	-	132,896
- Insurance contract related partnership investment	-	-	2,253,698	-	-	2,233,950
- Mutual fund	-	309	-	-	291	-
Financial asset at fair value through other comprehensive income	以公允價值計入其他全面收益的金融資產					
- Debt securities	2,384,660	12,406,014	3,513,189	3,302,016	14,763,574	4,109,669
- Perpetual capital measured at fair value	-	-	-	-	-	-
Financial liabilities designated at fair value through profit or loss	指定以公允價值計量且其變動計入損益之金融負債					
- Preference share liability	-	-	(105,175)	-	-	(192,648)
- Third-party interests in consolidated funds	-	-	(131,187)	-	-	(183,615)
- Short position in listed equity	(1,002)	-	-	-	-	-
- Investment contract liabilities	-	(4,853,548)	-	-	(4,714,346)	-

5 保險和金融風險管理 (續)

(a) 風險管理目標及降低保險和金融風險的政策 (續)

(ii) 金融風險 (續)

(6) 公允價值計量 (續)

(1) 按公允價值計量的金融資產及負債 (續)

公允價值層級 (續)

Notes to the Financial Statements

財務報表附註

(Expressed in Hong Kong dollars) (以港幣列示)

5 INSURANCE AND FINANCIAL RISK MANAGEMENT (Continued)

(a) Risk management objectives and policies for mitigating insurance and financial risk (Continued)

(ii) Financial risks (Continued)

(6) Fair value measurement (Continued)

(1) Financial assets and liabilities measured at fair value (Continued)

Fair value hierarchy (Continued)

During the year, there were transfers of FVOCI debt instrument from level 1 to level 3 of HK\$6,364,000. There were transfers of FVOCI debt instrument, FVPL debt instruments and FVPL equities from level 2 to level 3 of HK\$87,568,000, HK\$234,734,000 and HK\$143,844,000 respectively. There were transfers of FVOCI debt instrument from level 3 to level 2 of HK\$5,497,000. There were transfers of FVPL unit trusts from level 3 to level 1 of HK\$206,210,000 (2021: FVOCI debt instrument from level 1 to level 2 of HK\$85,887,000. There were transfers of FVOCI and FVPL

5 保險和金融風險管理(續)

(a) 風險管理目標及降低保險和金融風險的政策(續)

(ii) 金融風險(續)

(6) 公允價值計量(續)

(1) 按公允價值計量的金融資產及負債(續)

公允價值層級(續)

為數6,364,000港元的以公允價值計量且其變動計入其他全面收益的債務工具從第一層級轉至第三層級。為數87,568,000港元的以公允價值計量且其變動計入其他全面收益的債務工具、為數234,734,000港元的以公允價值計量且其變動計入損益的債務工具及為數143,844,000港元的以公允價值計量且其變動計入損益的股權分別從第二層級轉至第三層級。為數5,497,000港元的以公允價值計量且其變動計入其他全面收益的債務工具從第三層級轉至第二層級。為數206,210,000港元的以公允價值計量且其變動計入損益的可供出售單位信託從第三層級轉至第一層級(二零二一年:為數85,887,000港元的以公允價值計量且其變動計入其他全面收益的債務工具從第一層級轉至第二層級。

Notes to the Financial Statements

財務報表附註

(Expressed in Hong Kong dollars) (以港幣列示)

5 INSURANCE AND FINANCIAL RISK MANAGEMENT (Continued)

(a) Risk management objectives and policies for mitigating insurance and financial risk (Continued)

(ii) Financial risks (Continued)

(6) Fair value measurement (Continued)

- (1) Financial assets and liabilities measured at fair value (Continued)

Fair value hierarchy (Continued)

debt instrument from level 2 to level 3 of HK\$98,498,000 and HK\$63,442,000 respectively). Except for those mentioned above, there was no other transfer. The Group's policy is to recognise transfers between levels of fair value hierarchy as at the end of the reporting period in which they occur.

5 保險和金融風險管理(續)

(a) 風險管理目標及降低保險和金融風險的政策(續)

(ii) 金融風險(續)

(6) 公允價值計量(續)

- (1) 按公允價值計量的金融資產及負債(續)

公允價值層級(續)

為數98,498,000港元的以公允價值計量且其變動計入其他全面收益及63,442,000港元的以公允價值計量且其變動計入損益的債務工具分別從第二層級轉至第三層級)。除了上述以外，並無其他轉移。本集團的政策是在公允價值層級之間出現轉移的報告期完結時確認有關變動。

Notes to the Financial Statements

財務報表附註

(Expressed in Hong Kong dollars) (以港幣列示)

5 INSURANCE AND FINANCIAL RISK MANAGEMENT (Continued)

(a) Risk management objectives and policies for mitigating insurance and financial risk (Continued)

(ii) Financial risks (Continued)

(6) Fair value measurement (Continued)

(1) Financial assets and liabilities measured at fair value (Continued)

Valuation techniques and inputs used in Level 2 and Level 3 fair value measurements for those insurance contract related assets and liabilities

The Group determines the estimated fair value of its investments using primarily the market approach or the income approach. The use of quoted prices for identical assets and matrix pricing or other similar techniques are examples of market approaches, while the use of discounted cash flow methodologies is an example of the income approach. The Group attempts to maximise the use of observable inputs and minimise the use of unobservable inputs in selecting whether the market or the income approach is used.

5 保險和金融風險管理(續)

(a) 風險管理目標及降低保險和金融風險的政策(續)

(ii) 金融風險(續)

(6) 公允價值計量(續)

(1) 按公允價值計量的金融資產及負債(續)

保險合同相關資產和負債的第二層級和第三層級公允價值計量所用的估值技術和輸入值

本集團主要使用市場法或收入法確定其投資的估計公允價值。使用相同資產的報價和矩陣定價或其他類似技術是市場方法的典例，而貼現現金流量法的使用則是收入法的代表。本集團試圖最大限度地使用可觀察輸入值，並盡量減少使用不可觀察輸入值來選擇是否使用市場法或收入法。

Notes to the Financial Statements

財務報表附註

(Expressed in Hong Kong dollars) (以港幣列示)

5 INSURANCE AND FINANCIAL RISK MANAGEMENT (Continued)

(a) Risk management objectives and policies for mitigating insurance and financial risk (Continued)

(ii) Financial risks (Continued)

(6) Fair value measurement (Continued)

- (1) Financial assets and liabilities measured at fair value (Continued)

Debt securities

U.S. Treasury securities and obligations of U.S. government corporations and agencies – These securities are principally valued using the market approach. Level 2 valuations are based primarily on quoted prices in markets that are not active, or using matrix pricing or other similar techniques using standard market observable inputs such as the benchmark U.S. Treasury yield curve, the spreads versus the U.S. Treasury curve for the identical security and comparable securities that are actively traded.

5 保險和金融風險管理(續)

(a) 風險管理目標及降低保險和金融風險的政策(續)

(ii) 金融風險(續)

(6) 公允價值計量(續)

- (1) 按公允價值計量的金融資產及負債(續)

債務證券

美國政府公司和機構的美國國債及債務 – 此等證券主要用市場法估值。第二層級估值主要以非活躍市場報價為基礎，或使用矩陣定價或其他使用標準市場可觀察參數的相似方法，例如美國國債收益率基準曲線、相同債券和活躍交易的類似債券的美國國債債券曲線利差。

Notes to the Financial Statements

財務報表附註

(Expressed in Hong Kong dollars) (以港幣列示)

5 INSURANCE AND FINANCIAL RISK MANAGEMENT (Continued)

(a) Risk management objectives and policies for mitigating insurance and financial risk (Continued)

(ii) Financial risks (Continued)

(6) Fair value measurement (Continued)

- (1) Financial assets and liabilities measured at fair value (Continued)

Debt securities (Continued)

Debt securities issued by foreign governments and state and local government securities – These securities are principally valued using the market approach. Level 2 valuations are based primarily on matrix pricing or other similar techniques using standard market observable inputs including benchmark U.S. Treasury or other yields, issuer ratings, broker-dealer quotes, issuer spreads and reported trades of similar securities, including those within the same sub-sector or with a similar maturity or credit rating. Valuations based primarily on matrix pricing, discounted cash flow models or other valuation techniques that utilise significant inputs that are unobservable or cannot be derived principally from, or corroborated by, observable market data or from inputs including quoted prices for identical or similar securities that are less liquid and based on lower levels of trading activity than securities classified in Level 2 are classified as Level 3.

5 保險和金融風險管理(續)

(a) 風險管理目標及降低保險和金融風險的政策(續)

(ii) 金融風險(續)

(6) 公允價值計量(續)

- (1) 按公允價值計量的金融資產及負債(續)

債務證券(續)

外國政府發行的債券及州和當地政府證券 – 此等證券主要用市場法估值。第二層級估值主要以矩陣定價或其他使用標準市場科觀察參數的相似方法為基礎，包括基準美國債券或其他收益、發行人評級、經紀商報價、發行人利差及相似債券的上報交易，包括在同一分部門或有相近到期日或信用評級的證券。估值主要以矩陣定價、貼現現金流量模型或其他使用重大參數估值方法為基礎，該重大參數不可觀察，或不得主要由可觀察市場資料派生或證實，或來自包括流動性較低的證券報價和按照比第二層級證券水準較低的交易活動，劃分為第三層級。

Notes to the Financial Statements

財務報表附註

(Expressed in Hong Kong dollars) (以港幣列示)

5 INSURANCE AND FINANCIAL RISK MANAGEMENT (Continued)

(a) Risk management objectives and policies for mitigating insurance and financial risk (Continued)

(ii) Financial risks (Continued)

(6) Fair value measurement (Continued)

- (1) Financial assets and liabilities measured at fair value (Continued)

Debt securities (Continued)

Assets-backed securities (“ABS”) and mortgage-backed securities (“MBS”) – These securities are principally valued using the market approach or the income approach. Level 2 valuations are based primarily on broker quotes, matrix pricing, discounted cash flow methodologies or other similar techniques using standard market inputs including spreads for similar, actively traded securities, spreads versus benchmark yields, expected prepayment speeds and volumes, current and forecasted loss severity, issuer credit ratings, weighted average coupon, weighted average maturity, average delinquency rates, geographic region, debt-service coverage ratios and issuance-specific information including, but not limited to: collateral type, payment terms of the underlying assets, payment priority within the tranche, security structure, deal performance and loan vintage. If the matrix pricing, discounted cash flow models or other valuation techniques utilise significant inputs that are unobservable or cannot be derived principally from, or corroborated by, observable market data, the fair value measurement is classified as Level 3.

5 保險和金融風險管理(續)

(a) 風險管理目標及降低保險和金融風險的政策(續)

(ii) 金融風險(續)

(6) 公允價值計量(續)

- (1) 按公允價值計量的金融資產及負債(續)

債務證券(續)

資產抵押證券和按揭抵押證券 – 此等證券主要以市場法或收益法估值。第二層級估值主要以經紀商報價、矩陣定價、貼現現金流模型或其他使用標準市場參數的相似方法為基礎，標準市場參數與包括相近利差、活躍交易證券、基準收益利差、預期預付款速度及金額、當期及預期損失嚴重程度、發行人信用評級、加權平均票據、加權平均到期日、平均拖欠率、地域、償債能力比率的利差，且具體資訊發佈包括但不限於：抵押品類型、相關資產付款條件、付款內優先支付、證券組成、交易業績以及貸款逾期率。如矩陣定價、貼現現金流模型或其他使用重大參數的估值方法，而該重大參數不可觀察或不得主要由可觀察市場資料派生或證實，其公允價值計量劃分為第三層級。

Notes to the Financial Statements

財務報表附註

(Expressed in Hong Kong dollars) (以港幣列示)

5 INSURANCE AND FINANCIAL RISK MANAGEMENT (Continued)

(a) Risk management objectives and policies for mitigating insurance and financial risk (Continued)

(ii) Financial risks (Continued)

(6) Fair value measurement (Continued)

- (1) Financial assets and liabilities measured at fair value (Continued)

Debt securities (Continued)

Corporate securities – These securities are principally valued using the market or the income approaches. Level 2 valuations are based primarily on quoted prices in markets that are not active, broker quotes or using matrix pricing or other similar techniques that use standard market observable inputs such as benchmark yields, spreads versus benchmark yields, new issuances, issuer rating, duration, and trades of identical or comparable securities. Privately placed securities are valued using discounted cash flow models using standard market observable inputs, and inputs derived from, or corroborated by, market observable data including market yield curve, duration, call provisions, observable prices and spreads for similar publicly traded or privately traded issues that incorporate the credit quality and industry sector of the issuer. This level also includes securities priced by independent pricing services that use observable inputs. Valuations based on matrix pricing or other similar techniques that utilise significant unobservable inputs or inputs that cannot be derived principally from, or corroborated by, observable market data, including adjustments for illiquidity, delta spread adjustments or spreads to reflect industry trends or specific credit-related issues are classified as Level 3. In addition, inputs including quoted prices for identical or similar securities that are less liquid and based on lower levels of trading activity than securities classified in Level 2 are classified as Level 3.

5 保險和金融風險管理(續)

(a) 風險管理目標及降低保險和金融風險的政策(續)

(ii) 金融風險(續)

(6) 公允價值計量(續)

- (1) 按公允價值計量的金融資產及負債(續)

債務證券(續)

公司證券一此等證券或以市場或二級市場法估值。主要基於活躍市場的報價或經紀商報價或使使用矩陣定價或使使用標準市場其他類技術，這些輸入值如基準收益率、利差與基準收益率、新發行、發行人、評級、持續時間、或可比證券的私人配售用標準的市場可觀察參數模型、由市場可觀察的資料，包括市場收益曲線、持續時間、價格和條款、可觀或易或私下交易結和發行人信素和產業部門。此級同樣包括由可觀察參數定價服務矩陣定價或他使用重大不主觀參數或不得要由可觀察市場資料，包括不流整或反映行塔套利或的價差或具體與的貸相關事宜派生或證實的相似方法定為第三級。此外，包括動性較低的相同或相似證券的報價二及按照比較低的證券水準劃分為三級。

Notes to the Financial Statements

財務報表附註

(Expressed in Hong Kong dollars) (以港幣列示)

5 INSURANCE AND FINANCIAL RISK MANAGEMENT (Continued)

(a) Risk management objectives and policies for mitigating insurance and financial risk (Continued)

(ii) Financial risks (Continued)

(6) Fair value measurement (Continued)

- (1) Financial assets and liabilities measured at fair value (Continued)

Unit trusts and equity securities

These securities are principally valued using the market approach. Level 2 valuations for equity securities are based on quoted market prices adjusted for certain factors, such as foreign market differential. If quoted market prices are not available, values provided by other third-party organisations are used. If values from other third parties are unavailable, certain equity securities, including privately held securities classified within equity securities, are valued using the market and the income approaches. Valuations are based primarily on matrix pricing, discounted cash flow methodologies or other similar techniques using inputs such as comparable credit rating and issuance structure. Certain of these securities are valued based on inputs including quoted prices for identical or similar securities, discounted cash flow, solvency margin ratio analysis and portfolio yields. These valuations are based on lower levels of trading activity than securities classified in Level 2 and are classified as Level 3.

5 保險和金融風險管理(續)

(a) 風險管理目標及降低保險和金融風險的政策(續)

(ii) 金融風險(續)

(6) 公允價值計量(續)

- (1) 按公允價值計量的金融資產及負債(續)

單位信託和股權證券

這些證券主要使用市場法估值。權益證券第二層級估值主要基於就某些因素調整的市場報價，例如國外市場差異。如果沒有報價市場價格，則使用其他第三方組織提供的價值。如果其他第三方的價值不可用，則某些股本證券(包括歸類於股本證券的私人證券)將使用市場法及收益法估值。估值主要基於矩陣定價、貼現現金流模型或其他類似技術，並使用可比信用評級和發行結構等輸入值。其中某些證券的估值基於輸入值進行估值，包括相同或類似證券的報價、貼現現金流模型、償付能力充足率分析和投資組合收益率。這些估值基於較低水準的交易活動而非分類為第二層級的證券，並歸類為第三層級。

Notes to the Financial Statements

財務報表附註

(Expressed in Hong Kong dollars) (以港幣列示)

5 INSURANCE AND FINANCIAL RISK MANAGEMENT (Continued)

(a) Risk management objectives and policies for mitigating insurance and financial risk (Continued)

(ii) Financial risks (Continued)

(6) Fair value measurement (Continued)

- (1) Financial assets and liabilities measured at fair value (Continued)

Derivative financial instruments

These financial instruments are primarily valued using the market approach. The estimated fair value of derivatives is based primarily upon quotations obtained from counterparties and independent sources, such as quoted market values received from brokers. These quotations are compared to internally derived prices and a price challenge is lodged with the counterparties and an independent source when a significant difference cannot be explained by appropriate adjustments to the internal model.

When quoted market values are not reliable or available, the value is based upon an internal valuation process using market observable inputs that other market participants would use.

5 保險和金融風險管理(續)

(a) 風險管理目標及降低保險和金融風險的政策(續)

(ii) 金融風險(續)

(6) 公允價值計量(續)

- (1) 按公允價值計量的金融資產及負債(續)

衍生金融工具

這些金融工具主要使用市場方法估值。衍生工具的估計公允價值主要基於從交易對手和獨立來源獲得的報價，例如從經紀商處收到的報價市場價值。這些報價與內部衍生價格進行比較，並且當通過對內部模型進行適當調整無法解釋重大差異時，對交易對手和獨立來源提出價格上的質疑。

當報價市場價值不可靠或不可用時，相關價值以使用其他市場參與者將使用的市場可觀察輸入值的內部估值流程為基礎。

Notes to the Financial Statements

財務報表附註

(Expressed in Hong Kong dollars) (以港幣列示)

5 INSURANCE AND FINANCIAL RISK MANAGEMENT (Continued)

(a) Risk management objectives and policies for mitigating insurance and financial risk (Continued)

(ii) Financial risks (Continued)

(6) Fair value measurement (Continued)

- (1) Financial assets and liabilities measured at fair value (Continued)

Derivative financial instruments (Continued)

Significant inputs to the valuation of derivative financial instruments include Overnight Indexed Swap and London InterBank Offered Rate basis curves, interest rate volatility, swap yield curve, currency spot rates, cross currency basis curves and dividend yield curves. Due to the observability of the significant inputs to these fair value measurements, they are classified as Level 2.

The use of different assumptions or valuation methodologies may have a material impact on the estimated fair value amounts. For the periods presented, there were no significant changes to the Group's valuation techniques.

5 保險和金融風險管理(續)

(a) 風險管理目標及降低保險和金融風險的政策(續)

(ii) 金融風險(續)

(6) 公允價值計量(續)

- (1) 按公允價值計量的金融資產及負債(續)

衍生金融工具(續)

衍生金融工具估值的重要輸入值包括隔夜指數掉期和倫敦銀行同業拆息的基準曲線、利率波動率、掉期收益率曲線、貨幣即期匯率、交叉貨幣基準曲線和股息收益率曲線。由於這些公允價值計量的重要輸入值的可觀察性，它們被歸類為第二層級。

使用不同的假設或估值方法可能對估計的公允價值金額產生重大影響。對於所呈現的期間，本集團的估值技術並無重大變化。

Notes to the Financial Statements

財務報表附註

(Expressed in Hong Kong dollars) (以港幣列示)

5 INSURANCE AND FINANCIAL RISK MANAGEMENT (Continued)

(a) Risk management objectives and policies for mitigating insurance and financial risk (Continued)

(ii) Financial risks (Continued)

(6) Fair value measurement (Continued)

- (1) Financial assets and liabilities measured at fair value (Continued)

Derivative financial instruments (Continued)

Information about Level 3 fair value measurements

5 保險和金融風險管理(續)

(a) 風險管理目標及降低保險和金融風險的政策(續)

(ii) 金融風險(續)

(6) 公允價值計量(續)

- (1) 按公允價值計量的金融資產及負債(續)

衍生金融工具(續)

第三層級公允價值計量的信息：

		Valuation techniques	Significant unobservable inputs	Range	Weighted average
		估值技術	重大不可觀察輸入值	Min 範圍 最小值	Max 最大值 加權平均數
Financial assets:	金融資產：				
Financial asset at fair value through profit or loss under overlay adjustment:	覆蓋調整下以公允價值計量且其變動計入損益的金融資產：				
- Partnership investment	- 合夥投資	Net asset value	Net asset value	NA	NA
		資產淨值	資產淨值	不適用	不適用
- Unit trusts	- 單位信託	Net asset value	Net asset value	NA	NA
		資產淨值	資產淨值	不適用	不適用
Financial asset at fair value through other comprehensive income:	以公允價值計量且其變動計入其他全面收益的金融資產：				
- Corporate debt securities	- 公司證券	Matrix pricing and DCF	Credit spread	100BPS (2021: 78BPS)	1,171BPS (2021: 903BPS)
		矩陣定價以及貼現現金流量	信用利差	100個基點 (二零二一年： 78個基點)	1,171個基點 (二零二一年： 903個基點)
					187BPS (2021: 155BPS)
					187個基點 (二零二一年： 155個基點)

Notes to the Financial Statements

財務報表附註

(Expressed in Hong Kong dollars) (以港幣列示)

5 INSURANCE AND FINANCIAL RISK MANAGEMENT (Continued)

(a) Risk management objectives and policies for mitigating insurance and financial risk (Continued)

(ii) Financial risks (Continued)

(6) Fair value measurement (Continued)

- (1) Financial assets and liabilities measured at fair value (Continued)

Derivative financial instruments (Continued)

Information about Level 3 fair value measurements (Continued)

A description of the sensitivity of the estimated fair value to changes in the significant unobservable inputs for the more significant level 3 insurance contract related asset and liability classes is as follows:

Partnership interest – the fair value estimation is based on the net asset value attributable to the Group determined by the respective fund managers. If such net asset value attributable to the Group is not yet readily available, adjustments to the fair value of the funds are made based on the latest net asset value with adjustments based on subsequent contribution made and distribution received by the Group. As at 31 December 2022, it is estimated that with all other variables held constant, an increase/decrease in net asset value by 10% would have increased/decreased the Group's profit or loss by HK\$15,994,000 (2021: HK\$5,953,000) and other comprehensive income by HK\$209,371,000 (2021: HK\$216,964,000).

5 保險和金融風險管理(續)

(a) 風險管理目標及降低保險和金融風險的政策(續)

(ii) 金融風險(續)

(6) 公允價值計量(續)

- (1) 按公允價值計量的金融資產及負債(續)

衍生金融工具(續)

第三層級公允價值計量的信息:(續)

對於較為重要的第三層級保險合同相關資產和負債等級，估計公允價值對重大不可觀察變動的變化的敏感性描述如下：

合夥基金權益—公允價值估計乃基於相應基金經理確定的本集團應佔資產淨值。倘本集團應佔的資產淨值尚未可供使用，本集團根據最新資產淨值並根據其後作出對基金的出資及基金作出分派對基金的公允價值作出適當調整。截至二零二二年十二月三十一日，倘所有其他可變因素保持不變，估計資產淨值增加/減少10%，本集團的損益將增加/減少15,994,000港元(二零二一年：5,953,000港元)及其他全面收益將增加/減少209,371,000港元(二零二一年：216,964,000港元)。

Notes to the Financial Statements

財務報表附註

(Expressed in Hong Kong dollars) (以港幣列示)

5 INSURANCE AND FINANCIAL RISK MANAGEMENT (Continued)

(a) Risk management objectives and policies for mitigating insurance and financial risk (Continued)

(ii) Financial risks (Continued)

(6) Fair value measurement (Continued)

- (1) Financial assets and liabilities measured at fair value (Continued)

Derivative financial instruments (Continued)

Information about Level 3 fair value measurements (Continued)

Unit trusts – The fair value estimation is based on the net asset value attributable to the group determined by the respective fund managers. At 31 December 2022, for the fair value sensitivity analysis of limited liability partnerships classified as Level 3, it is estimated that with all other variables held constant, a decrease/increase in net asset value by 10% would have decreased/increased the Group's other comprehensive income by \$48,901,000 (2021: \$79,052,000).

5 保險和金融風險管理(續)

(a) 風險管理目標及降低保險和金融風險的政策(續)

(ii) 金融風險(續)

(6) 公允價值計量(續)

- (1) 按公允價值計量的金融資產及負債(續)

衍生金融工具(續)

第三層級公允價值計量的信息:(續)

單位信託—公允價值估計乃基於相應基金經理確定的本集團應佔資產淨值。截至二零二二年十二月三十一日，倘所有其他可變因素保持不變，估計資產淨值減少／增加10%，本集團的其他全面收益將減少／增加48,901,000港元(二零二一年：79,052,000港元)。

Notes to the Financial Statements

財務報表附註

(Expressed in Hong Kong dollars) (以港幣列示)

5 INSURANCE AND FINANCIAL RISK MANAGEMENT (Continued)

(a) Risk management objectives and policies for mitigating insurance and financial risk (Continued)

(ii) Financial risks (Continued)

(6) Fair value measurement (Continued)

- (1) Financial assets and liabilities measured at fair value (Continued)

Derivative financial instruments (Continued)

Information about Level 3 fair value measurements (Continued)

Corporate securities – Internally-priced corporate securities classified in Level 3 include certain below investment grade watch list and distressed fixed maturity securities. For securities where discounted cash flows are used, the primary unobservable input is the internally-developed discount rate. Significant increases in the discount rate would result in a significantly lower fair value, with the opposite being true for decreases in the discount rate. In certain cases, the Group uses an estimated liquidation value of the borrower or underlying assets. The Group also applies market comparables, such as earnings before interest, taxes, depreciation and amortisation (EBITDA) multiples for certain securities. In isolation, an increase in the value of these inputs would result in an increase in fair value, with the opposite being true for decreases in the value of these inputs. As at 31 December 2022, it is estimated that with all other variables held constant, a decrease/increase in credit spread by 100 BPS would have increased/decreased the Group's other comprehensive income by HK\$167,349,000 (2021: HK\$248,968,000).

5 保險和金融風險管理(續)

(a) 風險管理目標及降低保險和金融風險的政策(續)

(ii) 金融風險(續)

(6) 公允價值計量(續)

- (1) 按公允價值計量的金融資產及負債(續)

衍生金融工具(續)

第三層級公允價值計量的信息:(續)

企業證券一分類為第三層級的內部定價企業證券包括某些低於投資級別的監管名單和不良固定到期證券。對於使用貼現現金流模型的證券，主要的不可觀察輸入值是內部開發的貼現率。貼現率的顯著增加將導致公允價值顯著降低，反之亦然。在某些情況下，本集團使用借款人或相關資產的估計清算價值。本集團還應用市場可比物件，例如某些證券的未計利息、稅項、折舊和攤銷前利潤(EBITDA)倍數。單獨計算，這些輸入值增加將導致公允價值增加，反之亦然。於二零二二年十二月三十一日，假設所有其他可變因素維持不變，估計信用利差減少/增加100個基點，本集團的其他全面收益應會因此增加/減少167,349,000港元(二零二一年: 248,968,000港元)。

Notes to the Financial Statements

財務報表附註

(Expressed in Hong Kong dollars) (以港幣列示)

5 INSURANCE AND FINANCIAL RISK MANAGEMENT (Continued)

(a) Risk management objectives and policies for mitigating insurance and financial risk (Continued)

(ii) Financial risks (Continued)

(6) Fair value measurement (Continued)

- (1) Financial assets and liabilities measured at fair value (Continued)

Derivative financial instruments (Continued)

Valuation techniques and inputs used in Level 2 and Level 3 fair value measurements for those non-insurance contract related assets and liabilities

Information about level 3 investment

Unlisted fair value through profit or loss investment 非上市以公允價值計量且其變動計入損益之投資

Trust products
信託產品

Private credit funds and interest in a joint venture
私人信用基金及於合營企業的權益

Preference share liability

優先股負債

Unlisted equity

非上市股權

Third-party interests in consolidated funds
於合併基金的第三方權益

Valuation technique

估值技術

Recent transaction price
近期交易價格

Net asset value

資產淨值

Discounted cashflow

貼現現金流量

Market approach

市場法

Net asset value

資產淨值

Significant unobservable inputs

重大不可觀察輸入值

Recent transaction price
近期交易價格

Net asset value

資產淨值

Expected distribution from underlying fund investment per annum and net asset value of underlying fund investment
每年相關基金投資以及相關基金投資資產淨值的預期分派

Applied multiples, marketability discount

應用倍數，市場流通折現

Net asset value

資產淨值

5 保險和金融風險管理(續)

(a) 風險管理目標及降低保險和金融風險的政策(續)

(ii) 金融風險(續)

(6) 公允價值計量(續)

- (1) 按公允價值計量的金融資產及負債(續)

衍生金融工具(續)

非保險合同相關資產和負債的第二層級和第三層級公允價值計量所用的估值技術和輸入值

第三層級投資的信息

Notes to the Financial Statements

財務報表附註

(Expressed in Hong Kong dollars) (以港幣列示)

5 INSURANCE AND FINANCIAL RISK MANAGEMENT (Continued)

(a) Risk management objectives and policies for mitigating insurance and financial risk (Continued)

(ii) Financial risks (Continued)

(6) Fair value measurement (Continued)

- (1) Financial assets and liabilities measured at fair value (Continued)

Derivative financial instruments (Continued)

Valuation techniques and inputs used in Level 2 and Level 3 fair value measurements for those non-insurance contract related assets and liabilities (Continued)

A description of the sensitivity of the estimated fair value to changes in the significant unobservable inputs for those non-insurance contract related level 3 asset and liability classes is as follows:

Fund investments – the fair value of private debt securities investment fund and interest in a joint venture holding based on the net asset value attributable to the Group determined by the respective fund managers. If such net asset value attributable to the Group is not yet readily available, adjustments to the fair value of the funds are made based on the latest net asset value with adjustments based on subsequent contribution made and distribution received by the Group.

5 保險和金融風險管理(續)

(a) 風險管理目標及降低保險和金融風險的政策(續)

(ii) 金融風險(續)

(6) 公允價值計量(續)

- (1) 按公允價值計量的金融資產及負債(續)

衍生金融工具(續)

非保險合同相關資產和負債的第二層級和第三層級公允價值計量所用的估值技術和輸入值(續)

對於非保險合同相關第三層級資產和負債類別，估計公允價值對重大不可觀察輸入值變動的敏感度描述如下：

基金投資－相應基金管理人根據本集團應佔有資產淨值確定私人債務證券投資基金及於合營企業控股的權益的公允價值。倘本集團應佔之資產淨值尚未可供使用，本集團根據最新資產淨值並根據之後作出對基金之出資及基金作出分派對基金公允價值作出適當調整。

Notes to the Financial Statements

財務報表附註

(Expressed in Hong Kong dollars) (以港幣列示)

5 INSURANCE AND FINANCIAL RISK MANAGEMENT (Continued)

(a) Risk management objectives and policies for mitigating insurance and financial risk (Continued)

(ii) Financial risks (Continued)

(6) Fair value measurement (Continued)

- (1) Financial assets and liabilities measured at fair value (Continued)

Derivative financial instruments (Continued)

Valuation techniques and inputs used in Level 2 and Level 3 fair value measurements for those non-insurance contract related assets and liabilities (Continued)

Credit link obligation note investment – the fair value based on valuation model and price quote provided by the arranger of the note with ongoing monitoring of our investment committee and risk management team in conjunction with additional information compiled by portfolio manager including performance and covenant compliance information as provided by the independent trustee.

Unlisted equity – the fair value based on market approach valuation model based on the applied EBITDA multiples of comparable public companies and marketability discount to estimate the fair value of the unlisted equity.

5 保險和金融風險管理(續)

(a) 風險管理目標及降低保險和金融風險的政策(續)

(ii) 金融風險(續)

(6) 公允價值計量(續)

- (1) 按公允價值計量的金融資產及負債(續)

衍生金融工具(續)

非保險合同相關資產和負債的第二層級和第三層級公允價值計量所用的估值技術和輸入值(續)

關於信用續結式票據投資—在我們的投資委員會和風險管理團隊持續監督下，本集團連同由投資組合管理人編制的額外資料，包括由第三方受託人提供的表現及契約合規資料，根據承銷商提供的估值模型和報價確定了公允價值。

非上市股權—基於市場法估值模型的公允價值，基於所採用的可比上市公司的息稅折舊攤銷前利潤(EBITDA)倍數以及市場流通性折價來估計非上市股權的公允價值。

Notes to the Financial Statements

財務報表附註

(Expressed in Hong Kong dollars) (以港幣列示)

5 INSURANCE AND FINANCIAL RISK MANAGEMENT (Continued)

(a) Risk management objectives and policies for mitigating insurance and financial risk (Continued)

(ii) Financial risks (Continued)

(6) Fair value measurement (Continued)

- (1) Financial assets and liabilities measured at fair value (Continued)

Derivative financial instruments (Continued)

Valuation techniques and inputs used in Level 2 and Level 3 fair value measurements for those non-insurance contract related assets and liabilities (Continued)

Preference share liabilities and third parties interest in consolidated funds – the fair value of the financial liabilities are determined mainly based on the fair value of the fund investments as the principal investment of the consolidated funds and the effective interest of the third parties in those consolidated funds.

5 保險和金融風險管理(續)

(a) 風險管理目標及降低保險和金融風險的政策(續)

(ii) 金融風險(續)

(6) 公允價值計量(續)

- (1) 按公允價值計量的金融資產及負債(續)

衍生金融工具(續)

非保險合同相關資產和負債的第二層級和第三層級公允價值計量所用的估值技術和輸入值(續)

優先股負債和於納入合併範圍的基金第三方權益—金融負債的公允價值主要根據基金投資的公允價值作為合併資金的主要投資和第三方於該等合併基金的實際權益確定。

Notes to the Financial Statements

財務報表附註

(Expressed in Hong Kong dollars) (以港幣列示)

5 INSURANCE AND FINANCIAL RISK MANAGEMENT (Continued)

(a) Risk management objectives and policies for mitigating insurance and financial risk (Continued)

(ii) Financial risks (Continued)

(6) Fair value measurement (Continued)

(1) Financial assets and liabilities measured at fair value (Continued)

5 保險和金融風險管理(續)

(a) 風險管理目標及降低保險和金融風險的政策(續)

(ii) 金融風險(續)

(6) 公允價值計量(續)

(1) 按公允價值計量的金融資產及負債(續)

		2022 二零二二年		2021 二零二一年	
Change in the relevant equity price risk variable:		Effect on profit after tax and retained profit		Effect on profit after tax and retained profit	
相關股價風險可變因素變動：		對稅後溢利和保留溢利的影響		對稅後溢利和保留溢利的影響	
		HK\$'000 千港元		HK\$'000 千港元	
Trust type fund products	信託類型基金產品				
Increase	增加	NA 不適用	NA 不適用	5	12
Decrease	減少	NA 不適用	NA 不適用	(5)	(12)
Unlisted equity	非上市權益				
Increase	增加	3	1,448	3	756
Decrease	減少	(3)	(1,422)	(3)	(711)
Joint controlled entity	共同控制實體				
Increase	增加	10	11,092	10	13,290
Decrease	減少	(10)	(11,092)	(10)	(13,290)
Private credit funds	私人信用基金				
Increase	增加	10	38,015	10	50,384
Decrease	減少	(10)	(38,015)	(10)	(50,384)
Preference share liability	優先股負債				
Increase	增加	10	-	10	-
Decrease	減少	(10)	-	(10)	-
Third party interest in consolidated fund	於合併基金的第三方權益				
Increase	增加	10	(13,042)	10	(17,286)
Decrease	減少	(10)	13,042	(10)	17,286

Notes to the Financial Statements

財務報表附註

(Expressed in Hong Kong dollars) (以港幣列示)

5 INSURANCE AND FINANCIAL RISK MANAGEMENT (Continued)

(a) Risk management objectives and policies for mitigating insurance and financial risk (Continued)

(ii) Financial risks (Continued)

(6) Fair value measurement (Continued)

(1) Financial assets and liabilities measured at fair value (Continued)

The movement during the year in the balance of Level 3 fair value measurements is as follows:

Financial assets at fair value through profit or loss

		2022 二零二二年 HK\$'000 千港元	2021 二零二一年 HK\$'000 千港元
At 1 January	於一月一日	662,927	742,897
Capital purchase/injection	購買／注資	-	7,797
Settlement on disposal and redemption of products	出售及贖回產品之結算	(233)	(206,178)
Fair value change of investments	投資的公允價值變動	(36,029)	88,888
Distributions	分配	(113,205)	-
Transfer into level 3	轉入第三層級	378,578	25,949
Exchange alignment	外幣報表折算差額	310	3,574
At 31 December	於十二月三十一日	892,348	662,927

5 保險和金融風險管理(續)

(a) 風險管理目標及降低保險和金融風險的政策(續)

(ii) 金融風險(續)

(6) 公允價值計量(續)

(1) 按公允價值計量的金融資產及負債(續)

年內第三層級公允價值計量的餘額變動如下：

以公允價值計量且其變動計入損益的金融資產

Notes to the Financial Statements

財務報表附註

(Expressed in Hong Kong dollars) (以港幣列示)

5 INSURANCE AND FINANCIAL RISK MANAGEMENT (Continued)

(a) Risk management objectives and policies for mitigating insurance and financial risk (Continued)

(ii) Financial risks (Continued)

(6) Fair value measurement (Continued)

- (1) Financial assets and liabilities measured at fair value (Continued)

Financial assets at fair value through other comprehensive income (debt securities)

5 保險和金融風險管理(續)

(a) 風險管理目標及降低保險和金融風險的政策(續)

(ii) 金融風險(續)

(6) 公允價值計量(續)

- (1) 按公允價值計量的金融資產及負債(續)

以公允價值計量且其變動計入其他全面收益的金融資產(債務證券)

		2022 二零二二年 HK\$'000 千港元	2021 二零二一年 HK\$'000 千港元
At 1 January	於一月一日	4,109,669	4,512,536
Purchase	採購	117,000	180,387
Settlements	結算	(220,331)	(412,035)
Net realised loss to profit or loss	計入損益的已變現淨虧損	(70,789)	(56,401)
Net unrealised loss to other comprehensive income	計入其他全面收益的未變現淨虧損	(515,500)	(213,316)
Transfer into level 3	轉入第三層級	93,932	98,498
Transfer out of level 3	自第三層級轉出	(5,497)	-
Exchange alignment	外幣報表折算差額	4,705	-
At 31 December	於十二月三十一日	3,513,189	4,109,669

Notes to the Financial Statements

財務報表附註

(Expressed in Hong Kong dollars) (以港幣列示)

5 INSURANCE AND FINANCIAL RISK MANAGEMENT (Continued)

(a) Risk management objectives and policies for mitigating insurance and financial risk (Continued)

(ii) Financial risks (Continued)

(6) Fair value measurement (Continued)

- (1) Financial assets and liabilities measured at fair value (Continued)

Financial assets at fair value through profit or loss under overlay adjustments

5 保險和金融風險管理(續)

(a) 風險管理目標及降低保險和金融風險的政策(續)

(ii) 金融風險(續)

(6) 公允價值計量(續)

- (1) 按公允價值計量的金融資產及負債(續)

以公允價值計量且其變動計入損益的基於覆蓋調整的金融資產

		2022 二零二二年 HK\$'000 千港元	2021 二零二一年 HK\$'000 千港元
At 1 January	於一月一日	3,105,086	2,114,565
Cost of investment purchased	購入的投資成本	300,958	743,493
Distributions	分配	-	(264,448)
Disposal	出售	(188,727)	(1,770)
Net realised (loss)/gain to profit or loss	計入損益的已變現淨(虧損)/收益	(309,011)	3,205
Net unrealised gain to profit or loss	計入損益的未變現淨收益	12,643	-
Net unrealised gain to other comprehensive income	計入其他全面收益的未變現淨收益	98,824	446,599
Transfer into level 3	轉入第三層級	-	63,442
Transfer out of level 3	自第三層級轉出	(206,210)	-
Exchange alignment	外幣報表折算差額	3,711	-
At 31 December	於十二月三十一日	2,817,274	3,105,086

Notes to the Financial Statements

財務報表附註

(Expressed in Hong Kong dollars) (以港幣列示)

5 INSURANCE AND FINANCIAL RISK MANAGEMENT (Continued)

(a) Risk management objectives and policies for mitigating insurance and financial risk (Continued)

(ii) Financial risks (Continued)

(6) Fair value measurement (Continued)

- (1) Financial assets and liabilities measured at fair value (Continued)

Financial liabilities at fair value through profit or loss

5 保險和金融風險管理(續)

(a) 風險管理目標及降低保險和金融風險的政策(續)

(ii) 金融風險(續)

(6) 公允價值計量(續)

- (1) 按公允價值計量的金融資產及負債(續)

以公允價值計量且其變動計入損益的金融負債

		2022 二零二二年 HK\$'000 千港元	2021 二零二一年 HK\$'000 千港元
At 1 January	於一月一日	376,263	618,561
Shares redeemed	贖回股份	(87,917)	-
Distribution to third party investor	分配至第三方 投資人	(51,256)	(271,084)
Fair value change	公允價值變動	(728)	28,786
At 31 December	於十二月三十一日	236,362	376,263

Notes to the Financial Statements

財務報表附註

(Expressed in Hong Kong dollars) (以港幣列示)

5 INSURANCE AND FINANCIAL RISK MANAGEMENT (Continued)

(a) Risk management objectives and policies for mitigating insurance and financial risk (Continued)

(ii) Financial risks (Continued)

(6) Fair value measurement (Continued)

- (2) Fair value of financial assets and liabilities carried at other than fair value

The carrying amounts of financial instruments carried at cost or amortised cost were not materially different from their fair values as at 31 December 2021 and 2022 except for the following financial instruments, for which their carrying amounts and fair value and the level of fair value hierarchy are disclosed below:

5 保險和金融風險管理(續)

(a) 風險管理目標及降低保險和金融風險的政策(續)

(ii) 金融風險(續)

(6) 公允價值計量(續)

- (2) 非按公允價值列賬的金融資產及負債的公允價值

本集團按成本或攤銷成本入賬的金融工具的賬面值，與其於二零二一年十二月三十一日和二零二二年十二月三十一日的公允價值分別不大，但當中不包括以下金融工具，其賬面值、公允價值及公允價值層級披露如下：

		Fair value measurements as at 31 December 2022 categorised into 於二零二二年十二月三十一日的公允價值計量分類				
		2022 二零二二年		Level 1 第1層級	Level 2 第2層級	Level 3 第3層級
		Carrying amount 賬面值 HK\$'000 千港元	Fair value 公允價值 HK\$'000 千港元	HK\$'000 千港元	HK\$'000 千港元	HK\$'000 千港元
Debt securities 債務證券		29,636,150	25,549,475	1,157,750	22,282,967	2,108,758
Loans and receivables 貸款及應收款		5,702,603	5,300,669	-	-	5,300,669
		Fair value measurements as at 31 December 2021 categorised into 於二零二一年十二月三十一日的公允價值計量分類				
		2021 二零二一年		Level 1 第1層級	Level 2 第2層級	Level 3 第3層級
		Carrying amount 賬面值 HK\$'000 千港元	Fair value 公允價值 HK\$'000 千港元	HK\$'000 千港元	HK\$'000 千港元	HK\$'000 千港元
Debt securities 債務證券		24,696,256	27,940,645	1,549,874	23,610,862	2,779,909
Loans and receivables 貸款及應收款		5,995,262	6,326,249	-	-	6,326,249

Notes to the Financial Statements

財務報表附註

(Expressed in Hong Kong dollars) (以港幣列示)

5 INSURANCE AND FINANCIAL RISK MANAGEMENT (Continued)

(a) Risk management objectives and policies for mitigating insurance and financial risk (Continued)

(ii) Financial risks (Continued)

(6) Fair value measurement (Continued)

- (2) Fair value of financial assets and liabilities carried at other than fair value (Continued)

Loans and receivables – The fair value of mortgage loans is established using a discounted cash flow method based on credit rating, maturity and future income. The fair value for impaired mortgage loans is based on the present value of expected future cash flows discounted at the loan's effective interest rate or the fair value of the collateral if the loan is collateral dependent. A significant increase/(decrease) in the discount rate would result in a significant decrease/(increase) to the fair value.

5 保險和金融風險管理(續)

(a) 風險管理目標及降低保險和金融風險的政策(續)

(ii) 金融風險(續)

(6) 公允價值計量(續)

- (2) 非按公允價值列賬的金融資產及負債的公允價值(續)

貸款及應收款－抵押貸款的公允價值使用基於信用評級、到期日和未來收入的貼現現金流量法確定。已減值抵押貸款的公允價值基於以貸款實際利率貼現的預期未來現金流量的現值或抵押品(如果貸款是抵押品)的公允價值。貼現率的大幅上升/(下降)將導致公允價值的大幅減少/(增加)。

Notes to the Financial Statements

財務報表附註

(Expressed in Hong Kong dollars) (以港幣列示)

5 INSURANCE AND FINANCIAL RISK MANAGEMENT (Continued)

(a) Risk management objectives and policies for mitigating insurance and financial risk (Continued)

(ii) Financial risks (Continued)

- (7) Financial assets and liabilities subject to offsetting, enforceable master netting arrangements

The following summarises gross and net information of derivative assets and liabilities, along with collateral received and posted in connection with a master netting agreement:

		2022 二零二二年					
		Gross amounts	Net amount	Due and accrued	Collateral posted	Net amount	
		offset					
		已抵銷	淨額	到期及	已呈報	淨額	
		總額	淨額	應計金額	抵押品	淨額	
		總額	淨額	應計金額	抵押品	淨額	
		HK\$'000	HK\$'000	HK\$'000	HK\$'000	HK\$'000	
		千港元	千港元	千港元	千港元	千港元	
Other accounts receivable	其他應收賬款	47,060	(33,984)	13,076	-	-	13,076
Other accounts payable	其他應付賬款	152,179	(33,984)	118,195	-	-	118,195
Derivative assets	衍生資產	105,066	(9,684)	95,382	3,937	(70,075)	29,244
Derivative liabilities	衍生負債	56,115	(9,684)	46,431	246	(55,376)	(8,699)

		2021 二零二一年					
		Gross amounts	Net amount	Due and accrued	Collateral posted	Net amount	
		offset					
		已抵銷	淨額	到期及	已呈報	淨額	
		總額	淨額	應計金額	抵押品	淨額	
		總額	淨額	應計金額	抵押品	淨額	
		HK\$'000	HK\$'000	HK\$'000	HK\$'000	HK\$'000	
		千港元	千港元	千港元	千港元	千港元	
Other accounts receivable	其他應收賬款	46,218	(36,103)	10,115	-	-	10,115
Other accounts payable	其他應付賬款	210,389	(36,103)	174,286	-	-	174,286
Derivative assets	衍生資產	39,976	(2,917)	37,059	3,239	(37,986)	2,312
Derivative liabilities	衍生負債	102,906	(2,917)	99,989	234	(103,420)	(3,197)

5 保險和金融風險管理(續)

(a) 風險管理目標及降低保險和金融風險的政策(續)

(ii) 金融風險(續)

- (7) 須進行抵銷的金融資產和負債、可強制執行的主淨額結算協議

下表概括了衍生資產和負債的總額和淨額資料，以及與主淨額結算協議相關的已收和已呈報抵押品：

Notes to the Financial Statements

財務報表附註

(Expressed in Hong Kong dollars) (以港幣列示)

5 INSURANCE AND FINANCIAL RISK MANAGEMENT (Continued)

(a) Risk management objectives and policies for mitigating insurance and financial risk (Continued)

(ii) Financial risks (Continued)

(7) Financial assets and liabilities subject to offsetting, enforceable master netting arrangements (Continued)

The Group's principal derivative market risk exposures are interest rate risk, which includes the impact of inflation, and credit risk. Interest rate risk pertains to the change in fair value of the derivative instruments as market interest rates move. The Group is exposed to credit-related losses in the event of non-performance by counterparties to derivative financial instruments. In order to minimise credit risk the group and its derivative counterparties generally enter into master agreements that require collateral to be posted in the amount owed under each transaction, subject to minimum transfer amounts. These same master agreements allow for contracts in a positive position, in which the group is due amounts, to be offset by contracts in a negative position. This right of offset combined with collateral obtained from counterparties, reduces the Group's exposure. The Group regularly monitors counterparty credit ratings and exposures, derivatives positions and valuations, and the value of collateral posted to ensure counterparties are credit-worthy and the concentration of exposure is minimised. The Group monitors this exposure as part of its management of the Group's overall credit exposures.

5 保險和金融風險管理(續)

(a) 風險管理目標及降低保險和金融風險的政策(續)

(ii) 金融風險(續)

(7) 須進行抵銷的金融資產和負債、可強制執行的主淨額結算協議(續)

本集團的主要衍生工具市場風險額度是利率風險，包括通脹及信用風險的影響。利率風險與市場利率變動時衍生工具的公允價值變動有關。如果衍生金融工具的交易對手不履約，本集團將面臨與信貸相關的損失。為了盡量降低信用風險，本集團及其衍生工具交易對手一般會簽訂主協議，要求抵押品以每筆交易所欠的金額過賬，但須受最低轉讓金額所限。這些相同的主協議允許處於正數狀況的合同(其中本集團涉及到期金額)被負數狀況合同抵銷。這種抵銷權與從交易對手獲得的抵押品相結合，減少了本集團的風險額度。本集團定期監控交易對手的信用評級及風險額度、衍生品頭寸和估值、以及貼現的抵押品價值，以確保交易對手具有信譽，並將風險集中降至最低。本集團監控此風險，作為其管理本集團整體信用風險的一部分。

Notes to the Financial Statements

財務報表附註

(Expressed in Hong Kong dollars) (以港幣列示)

5 INSURANCE AND FINANCIAL RISK MANAGEMENT (Continued)

(a) Risk management objectives and policies for mitigating insurance and financial risk (Continued)

(ii) Financial risks (Continued)

(7) Financial assets and liabilities subject to offsetting, enforceable master netting arrangements (Continued)

If amounts are due from the counterparty, they are reported as an asset. If amounts are due to the counterparty, they are reported as a liability. Negative values in the carrying value of a particular derivative category can result from the counterparty's right to offset carrying value positions in other derivative categories.

The uncertainties about the amount and timing of claims payment are typically resolved within one year.

The tables below reconcile the "net amounts of financial assets and financial liabilities presented in the consolidated statement of financial position", as set out above, to the other accounts receivable and other accounts payable together with derivative financial instruments classified under other payables presented in the consolidated statement of financial position.

5 保險和金融風險管理(續)

(a) 風險管理目標及降低保險和金融風險的政策(續)

(ii) 金融風險(續)

(7) 須進行抵銷的金融資產和負債、可強制執行的主淨額結算協議(續)

如果相關金額應收取自交易對手，則將其報告為資產。如果相關金額應付予交易對手，則將其報告為負債。特定衍生工具類別的賬面價值的負值可能來自交易對手抵銷其他衍生工具類別的賬面價值頭寸的權利。

賠款金額和時間的不確定性通常於一年內得到解決。

下表為上文所載「於綜合財務狀況表中呈列之金融資產及金融負債淨額」與於綜合財務狀況表中呈列之其他應收賬款及其他應付賬款以及劃歸為其他應付款項下的衍生金融工具之對賬。

Notes to the Financial Statements

財務報表附註

(Expressed in Hong Kong dollars) (以港幣列示)

5 INSURANCE AND FINANCIAL RISK MANAGEMENT (Continued)

(a) Risk management objectives and policies for mitigating insurance and financial risk (Continued)

(ii) Financial risks (Continued)

- (7) Financial assets and liabilities subject to offsetting, enforceable master netting arrangements (Continued)

		2022 二零二二年 HK\$'000 千港元	2021 二零二一年 HK\$'000 千港元
Net amount of financial assets after offsetting as stated above	誠如上文所列於抵銷後之金融資產淨額	13,076	10,115
Financial assets not in scope of offsetting disclosure	並非於抵銷披露範圍內之金融資產	106,723	69,416
		119,799	79,531
Net amount of financial liabilities after offsetting as stated above	誠如上文所列於抵銷後之金融負債淨額	118,195	174,286
Financial liabilities not in scope of offsetting disclosure	並非於抵銷披露範圍內之金融負債	491,268	669,802
		609,463	844,088

5 保險和金融風險管理(續)

(a) 風險管理目標及降低保險和金融風險的政策(續)

(ii) 金融風險(續)

- (7) 須進行抵銷的金融資產和負債、可強制執行的主淨額結算協議(續)

6 PREMIUMS AND FEE INCOME

Premiums and fee income represents gross premium income and fee income received in respect of life and annuity, linked long term, retirement scheme management categories I and III of long term business.

6 保費及費用收入

保費及費用收入指就人壽和年金、相連長期、長期業務之退休計劃管理第1類和第3類收到的保費及費用收入總額。

		2022 二零二二年 HK\$'000 千港元	2021 二零二一年 HK\$'000 千港元
Premium and fee income from insurance contracts	保險合同的保費及費用收入	9,394,691	8,435,108
Fee income from investment contracts	投資合同的費用收入	33,781	43,476
		9,428,472	8,478,584

Notes to the Financial Statements

財務報表附註

(Expressed in Hong Kong dollars) (以港幣列示)

7a NET INVESTMENT (LOSS)/INCOME

7a 投資(虧損)/收入淨額

		2022 二零二二年 HK\$'000 千港元	2021 二零二一年 HK\$'000 千港元
Interest income from unlisted debt securities and mortgage loans	未上市債務證券及抵押貸款之利息收入	2,424,828	2,214,524
Bank and other interest income	銀行及其他利息收入	39,243	12,404
Net realised (loss)/gain on disposal of securities designated at fair value through profit or loss	出售指定以公允價值計量且其變動計入損益的證券之已變現(虧損)/收益淨額	(151,522)	686,445
Net unrealised loss on financial asset and financial liabilities designated at fair value through profit or loss	以公允價值計量且其變動計入損益的金融資產及金融負債之未變現虧損淨額	(1,718,808)	(452,365)
Net realised (loss)/gain on fair value through other comprehensive income debt securities	以公允價值計量且其變動計入其他全面收益的債務證券之已變現(虧損)/收益淨額	(121,709)	45,861
Net realised loss on debt securities measured at amortised cost	以攤銷成本計量之債務證券之已變現虧損淨額	(11,658)	(18,130)
Impairment (loss)/reversal of assets measured at amortised cost	以攤銷成本計量之資產的減值(虧損)/轉回	(61,077)	19,892
Impairment loss of fair value through other comprehensive income debt securities	以公允價值計量且其變動計入其他全面收益的債務證券之減值虧損	(295,315)	(51,312)
Impairment loss of fair value through profit or loss financial assets under overlay approach	按覆蓋法下以公允價值計量且其變動計入損益的金融資產之減值虧損	(186,696)	-
Reversal of impairment loss on investment in an associate	聯營公司投資之減值虧損轉回	-	35,000
Gain on disposal of interest in associates	聯營公司權益之出售收益	-	8,161
Dividend and distribution income	股息和分配收入	349,137	416,674
Net derivative gain/(loss)	衍生工具收益/(虧損)淨額	56,005	(81,179)
Net unrealised (loss)/gain of fair value through profit or loss financial assets under overlay adjustment	覆蓋調整下以公允價值計量且其變動計入損益的金融資產之未變現(虧損)/收益淨額	(609,559)	377,429
		(287,131)	3,213,404

Total interest income from financial assets at fair value through other comprehensive income amounted to HK\$835,750,000 (2021: HK\$850,771,000) and from amortised cost financial assets amounted to HK\$1,297,433,000 (2021: HK\$1,341,739,000) for the year ended 31 December 2022.

截至二零二二年十二月三十一日止年度，以公允價值計量且其變動計入其他全面收益的金融資產的利息收入總額為835,750,000港元(二零二一年：850,771,000港元)，攤銷成本金融資產的利息收入為1,297,433,000港元(二零二一年：1,341,739,000港元)。

Notes to the Financial Statements

財務報表附註

(Expressed in Hong Kong dollars) (以港幣列示)

7b OTHER INCOME

7b 其他收入

		2022 二零二二年 HK\$'000 千港元	2021 二零二一年 HK\$'000 千港元
Net gain on deemed partial disposal of associates	視同部分出售聯營公司的收益淨額	750	7,360
Trustee fee income	託管費收入	36,438	37,466
Income from modified coinsurance and coinsurance with fund withheld	經修改共同保險及資金保留共保收入	2,252,364	2,298,869
Other income	其他收入	100,018	100,190
		2,389,570	2,443,885

8 NET POLICYHOLDERS BENEFIT

8 淨保戶給付

		2022 二零二二年 HK\$'000 千港元	2021 二零二一年 HK\$'000 千港元
Net claims, policy benefits and surrenders (note a)	賠款淨額、保單給付和退保金 (附註a)	556,834	607,340
Interest credited to policyholders' deposits (note b)	保單持有人的存款應計利息 (附註b)	638,521	1,832,747
Dividends to policyholders (note c)	保單持有人股息 (附註c)	111,134	66,039
		1,306,489	2,506,126

Notes to the Financial Statements

財務報表附註

(Expressed in Hong Kong dollars) (以港幣列示)

8 NET POLICYHOLDERS BENEFIT (Continued)

Notes:

(a) Claims, policy benefits and surrenders

		2022 二零二二年			
		Life and annuity and linked long term 人壽、年金以及結式長期險 HK\$'000 千港元	Retirement scheme management category I 退休計劃管理第1類 HK\$'000 千港元	Retirement scheme management category III 退休計劃管理第3類 HK\$'000 千港元	Total 總計 HK\$'000 千港元
Gross benefits incurred:	已產生收益總額：				
- Benefits payable	- 應付給付	1,080,202	3,300	34,683	1,118,185
- Change in outstanding claims	- 未決賠款之變化	(3,195)	-	2,602	(593)
		1,077,007	3,300	37,285	1,117,592
Amount recoverable from reinsurers:	應收再保險公司金額：				
- Benefits recoverable	- 可收回收益	(553,829)	-	(100)	(553,929)
- Change in outstanding claims	- 未決賠款之變化	(6,650)	-	(179)	(6,829)
		(560,479)	-	(279)	(560,758)
Net amount	淨額	516,528	3,300	37,006	556,834

		2021 二零二一年			
		Life and annuity and linked long term 人壽、年金以及結式長期險 HK\$'000 千港元	Retirement scheme management category I 退休計劃管理第1類 HK\$'000 千港元	Retirement scheme management category III 退休計劃管理第3類 HK\$'000 千港元	Total 總計 HK\$'000 千港元
Gross benefits incurred:	已產生收益總額：				
- Benefits payable	- 應付給付	994,765	1,054	38,953	1,034,772
- Change in outstanding claims	- 未決賠款之變化	48,691	-	(3,003)	45,688
		1,043,456	1,054	35,950	1,080,460
Amount recoverable from reinsurers:	應收再保險公司金額：				
- Benefits recoverable	- 可收回收益	(437,841)	-	(3,375)	(441,216)
- Change in outstanding claims	- 未決賠款之變化	(34,892)	-	2,988	(31,904)
		(472,733)	-	(387)	(473,120)
Net amount	淨額	570,723	1,054	35,563	607,340

Benefits payable comprise claims, policy benefits and surrenders.

應付給付包括賠款、保單給付和退保金。

8 淨保戶給付(續)

附註：

(a) 賠款淨額、保單給付和退保金

Notes to the Financial Statements

財務報表附註

(Expressed in Hong Kong dollars) (以港幣列示)

8 NET POLICYHOLDERS BENEFIT (Continued)

Notes: (Continued)

(b) Interest credited to policyholders' deposits

		2022 二零二二年			
		Life and annuity and linked long term 人壽、年金以及結式長期險 HK\$'000 千港元	Retirement scheme management category I 退休計劃管理第1類 HK\$'000 千港元	Retirement scheme management category III 退休計劃管理第3類 HK\$'000 千港元	Total 總計 HK\$'000 千港元
Insurance contracts	保險合同	522,038	(28,230)	-	493,808
Investment contracts	投資合同	144,713	-	-	144,713
		666,751	(28,230)	-	638,521

		2021 二零二一年			
		Life and annuity and linked long term 人壽、年金以及結式長期險 HK\$'000 千港元	Retirement scheme management category I 退休計劃管理第1類 HK\$'000 千港元	Retirement scheme management category III 退休計劃管理第3類 HK\$'000 千港元	Total 總計 HK\$'000 千港元
Insurance contracts	保險合同	1,655,628	(333)	-	1,655,295
Investment contracts	投資合同	177,452	-	-	177,452
		1,833,080	(333)	-	1,832,747

8 淨保戶給付(續)

附註：(續)

(b) 記入保單持有人存款的利息

Notes to the Financial Statements

財務報表附註

(Expressed in Hong Kong dollars) (以港幣列示)

8 NET POLICYHOLDERS BENEFIT (Continued)

Notes: (Continued)

(c) Dividends to policyholders

		2022 二零二二年			
	Life and annuity and linked long term 人壽、年金以及結式長期險 HK\$'000 千港元	Retirement scheme management category I 退休計劃管理第1類 HK\$'000 千港元	Retirement scheme management category III 退休計劃管理第3類 HK\$'000 千港元	Total 總計 HK\$'000 千港元	
Insurance contracts	保險合同	111,134	-	-	111,134

		2021 二零二一年			
	Life and annuity and linked long term 人壽、年金以及結式長期險 HK\$'000 千港元	Retirement scheme management category I 退休計劃管理第1類 HK\$'000 千港元	Retirement scheme management category III 退休計劃管理第3類 HK\$'000 千港元	Total 總計 HK\$'000 千港元	
Insurance contracts	保險合同	66,039	-	-	66,039

8 淨保戶給付(續)

附註：(續)

(c) 向保單持有人提供的股息

Notes to the Financial Statements

財務報表附註

(Expressed in Hong Kong dollars) (以港幣列示)

9 COMMISSION AND RELATED EXPENSES

9 佣金和相關費用

		2022 二零二二年			
		Life and annuity and linked long term 人壽、年金以及結式長期險 HK\$'000 千港元	Retirement scheme management category I 退休計劃管理第1類 HK\$'000 千港元	Retirement scheme management category III 退休計劃管理第3類 HK\$'000 千港元	Total 總計 HK\$'000 千港元
Insurance contracts	保險合同	1,590,573	6,445	6,718	1,603,736
Investment contracts	投資合同	8,389	-	-	8,389
		1,598,962	6,445	6,718	1,612,125

		2021 二零二一年			
		Life and annuity and linked long term 人壽、年金以及結式長期險 HK\$'000 千港元	Retirement scheme management category I 退休計劃管理第1類 HK\$'000 千港元	Retirement scheme management category III 退休計劃管理第3類 HK\$'000 千港元	Total 總計 HK\$'000 千港元
Insurance contracts	保險合同	1,786,670	463	6,990	1,794,123
Investment contracts	投資合同	19,348	-	-	19,348
		1,806,018	463	6,990	1,813,471

10 CHANGE IN FUTURE POLICYHOLDER BENEFITS

10 未來保單持有人給付變動

		2022 二零二二年 HK\$'000 千港元	2021 二零二一年 HK\$'000 千港元
Increase in future policyholders' benefits – insurance contracts (note 31)	未來保單持有人給付增加 – 保險合同 (附註31)	5,874,880	5,432,801
(Decrease)/increase in future policyholders' benefits – investment contracts (note 32)	未來保單持有人給付 (減少)/增加 – 投資合同 (附註32)	(2,323)	8,410
		5,872,557	5,441,211

Notes to the Financial Statements

財務報表附註

(Expressed in Hong Kong dollars) (以港幣列示)

11 (LOSS)/PROFIT BEFORE TAXATION

(Loss)/profit before taxation is arrived at after charging/(crediting):

11 除稅前(虧損)/溢利

除稅前(虧損)/溢利已扣除/(計入):

		2022 二零二二年 HK\$'000 千港元	2021 二零二一年 HK\$'000 千港元
(a) Staff costs	員工成本		
Equity-settled share-based payment expenses (reversal) (note 43)	以權益結算的以股份(轉回)支付之開支(附註43)	-	(7,898)
Salaries, allowances and benefits in kind	薪金、津貼及實物利益	467,644	494,688
Social welfare	社會福利		
- Staff (note a)	- 員工(附註a)	31,023	36,885
- Agents	- 代理	21,140	24,781
		519,807	548,456

Notes to the Financial Statements

財務報表附註

(Expressed in Hong Kong dollars) (以港幣列示)

11 PROFIT BEFORE TAXATION (Continued)

(a) Staff costs (Continued)

Note a: The Group operates the Mandatory Provident Fund Scheme (the “MPF scheme”) for all qualified employees in Hong Kong under the Hong Kong Mandatory Provident Fund Schemes Ordinance for employees employed under the jurisdiction of the Hong Kong Employment Ordinance. The MPF scheme is a defined contribution retirement plan administered by independent trustees. Under the MPF scheme, the employer and its employees are each required to make contributions to the plan at 5% of the employees’ relevant income, subject to a cap of monthly relevant income of HK\$30,000 (2021: HK\$30,000). Contributions to the plan vest immediately. The assets of the scheme are held separately from those of the Group, in funds under the control of trustees.

The domestic employees of the Group in the PRC participate in state-managed social welfare plans, including social pension insurance, unemployment insurance, health care insurance, housing funds and other social welfare plan operated by the relevant municipal and provincial governments. According to the relevant regulations, the premiums and welfare benefit contributions borne by the Group are calculated and paid to the relevant labour and social welfare authorities on a regular basis. The social pension insurance and unemployment insurance are defined contribution plans. The contributions to the defined contribution plans are expensed as incurred.

There is no forfeited contribution from the defined contribution schemes for the year ended 31 December 2022 and 31 December 2021 that may be used by the Company and its subsidiaries to reduce the existing level of contributions as the contributions are fully vested to the employees immediately upon contributions are made.

During the year, wealth management products and securities brokerage transaction fees approximately amounted to HK\$35,000 (2021: HK\$33,000) were waived as part of staff benefit scheme.

11 除稅前溢利(續)

(a) 員工成本(續)

附註a：本集團按香港強制性公積金計劃條例為在香港僱傭條例管轄範圍內受僱及提供強制性公積金計劃（「強積金計劃」）。強積金計劃是一個界定供款退休計劃，由獨立的受託人管理。根據強積金計劃，僱主和僱員均須按照僱員相關入息的5%向計劃作出供款；但每月的相關入息上限為30,000港元（二零二一年：30,000港元）。向計劃作出的供款即時歸屬。計劃資產與本集團資產分開處理，由受託人管理的基金持有。

本集團亦為於中國境內的僱員參加由國家管理的社會福利計劃，包括由相關的市級和省級政府負責管理的養老金保險、失業保險、醫療保險、住房公積金及其他社會福利供款。根據相關規例，本集團承擔的保費及福利供款定期計算並支付予相關的勞動及社會福利部門。養老金保險及失業保險為設定供款計劃。對設定供款計劃的繳款在發生時計入費用。

截至二零二二年和二零二一年十二月三十一日止年度的設定供款計劃中沒有沒收的供款可供公司及其附屬公司用於降低現有供款水平，因為這些供款在作出供款後立即全部歸屬於員工。

於本年度，理財產品及證券經紀交易費約為35,000港元（二零二一年：33,000港元），作為員工福利計劃的一部分予以免除。

Notes to the Financial Statements

財務報表附註

(Expressed in Hong Kong dollars) (以港幣列示)

11 PROFIT BEFORE TAXATION (Continued)

11 除稅前溢利(續)

		2022 二零二二年 HK\$'000 千港元	2021 二零二一年 HK\$'000 千港元
(b) Other operating items	其他經營項目		
Auditors' remuneration	核數師酬金	12,370	10,579
Legal and professional costs	法律及專業顧問費用	10,878	27,548
Lease payments – property rentals	租賃款項 – 物業租金	2,592	5,567
Amortisation of value of business acquired	收購業務價值的攤銷	114,241	163,450
Amortisation of deferred acquisition costs	遞延保單獲得成本的攤銷	743,821	608,912
Depreciation and amortisation on property and equipment and other intangible assets	物業及設備和其他無形資產的折舊及攤銷	208,674	195,964
Information, data and communication expenses	資訊、數據及通訊開支	29,723	31,287
Net exchange loss/(gain)	外匯虧損/(收益)淨額	47,753	(12,579)
Disposal loss for fixed assets	固定資產出售虧損	1,012	62
Entertainment and travelling	招待及差旅	2,815	5,628

		2022 二零二二年 HK\$'000 千港元	2021 二零二一年 HK\$'000 千港元
(c) Finance costs	融資成本		
Bank loan interest	銀行貸款利息	60,803	41,394
Interest on lease liabilities	租賃負債利息	7,250	2,039
Interest on preference share liability	優先股負債利息	10,284	21,987
Other interest expense	其他利息支出	453	6
Shareholder's loan interest	股東貸款利息	83,694	83,694
		162,484	149,120

Notes to the Financial Statements

財務報表附註

(Expressed in Hong Kong dollars) (以港幣列示)

12 INCOME TAX IN THE CONSOLIDATED INCOME STATEMENT

12 綜合收益表之所得稅

(a) Taxation in the consolidated income statement represents:

(a) 綜合收益表之稅項代表：

		2022 二零二二年 HK\$'000 千港元	2021 二零二一年 HK\$'000 千港元
Current tax	本期稅項		
Hong Kong	香港		
Provision for the year	本年度準備	46,085	49,291
Under/(over)-provision in respect of prior years	以往年度準備不足／ (過剩)	216	(28)
Macao	澳門		
Provision for the year	本年度準備	5,640	-
Overseas	海外		
Provision for the year	本年度準備	13	1,284
Under/(over)-provision in respect of prior years	以往年度準備不足／ (過剩)	35	(93)
		51,989	50,454
Deferred tax	遞延稅項		
Origination and reversal of temporary differences	暫時差額的產生和 轉回	(44,526)	(43,353)
		7,463	7,101

The provision for Hong Kong Profits Tax for 2022 is calculated at 16.5% (2021: 16.5%) of the estimated assessable profits for the year, except for one subsidiary of the Group which is a qualifying corporation under the two-tiered Profits Tax rate regime.

於二零二二年的香港利得稅撥備按年內估計應評稅溢利的16.5% (二零二一年：16.5%) 計算，惟本集團的一間附屬公司符合兩級制利得稅的條件除外。

Notes to the Financial Statements

財務報表附註

(Expressed in Hong Kong dollars) (以港幣列示)

12 INCOME TAX IN THE CONSOLIDATED INCOME STATEMENT (Continued)

(a) Taxation in the consolidated income statement represents: (Continued)

For this subsidiary, the first HK\$2 million of assessable profits are taxed at 8.25% and the remaining assessable profits are taxed at 16.5%. The provision for Hong Kong Profits Tax for this subsidiary was calculated at the same basis in 2021.

The provision for Hong Kong Profits Tax for 2022 is taken into account a reduction granted by the Hong Kong SAR Government of 100% of the tax payable for the year of assessment 2021-22 subject to a maximum reduction of HK\$10,000 for each business (2021: maximum reduction of HK\$10,000 was granted for the year of assessment 2020-21 and was taken into account in calculating the provision for 2021).

The provision for Macao Complementary Tax is calculated at tax rate of 12.0% (2021: 12.0%) of the estimated assessable profits for the year. Taxation for overseas subsidiaries is charged at the appropriate current rates of taxation ruling in the relevant countries.

12 綜合收益表之所得稅(續)

(a) 綜合收益表之稅項代表：(續)

就該附屬公司而言，首200萬港元的應課稅溢利按8.25%徵稅，餘下應課稅溢利則按16.5%徵稅。該附屬公司的香港利得稅撥備按二零二一年的相同基準計算。

二零二二年的香港利得稅撥備已考慮到香港特別行政區政府給予的二零二一至二零二二課稅年度應繳稅款100%的寬減，惟各公司以10,000港元減免為上限(二零二一年：二零二零至二零二一課稅年度獲授10,000港元減免為上限，並已在二零二一年香港利得稅準備的計算中考慮)。

澳門附加稅撥備乃按年內估計應課稅溢利之稅率12.0%(二零二一年：12.0%)計算。海外附屬公司的稅項以相關國家適用的現行稅率計算。

Notes to the Financial Statements

財務報表附註

(Expressed in Hong Kong dollars) (以港幣列示)

12 INCOME TAX IN THE CONSOLIDATED INCOME STATEMENT (Continued)

12 綜合收益表之所得稅(續)

(b) Reconciliation between tax expense and accounting (loss)/profit at applicable tax rates:

(b) 稅項支出和會計(虧損)/溢利按適用稅率計算的對賬:

		2022 二零二二年 HK\$'000 千港元	2021 二零二一年 HK\$'000 千港元
(Loss)/profit before taxation	稅前(虧損)/溢利	(103,385)	799,766
Notional tax on (loss)/profit before taxation, calculated at the rates applicable to profits in the jurisdictions concerned	按照在相關司法管轄區獲得溢利的適用稅率計算稅前(虧損)/溢利的名義稅項	(63,548)	85,637
Tax effect of deficit/(surplus) transferred from Hong Kong long term individual life business	轉自香港長期個人壽險業務的虧損/(盈餘)的稅務影響	55,472	(116,176)
Notional tax on net premiums written in respect of Hong Kong long term individual life business	就香港長期個人壽險業務核保的保費淨額的名義稅項	49,116	49,458
Difference in tax in foreign jurisdiction	其他司法管轄區之稅收差異	(13,271)	-
Tax effect of non-taxable income	毋須繳稅收入之稅務影響	(3,004)	(9,994)
Tax adjustment in respect of prior years	以往年度稅項調整	251	(121)
Tax effect of non-deductible expenses	不可扣稅支出之稅務影響	60,117	18,568
Tax effect of prior year's tax losses utilised this year	本年度使用以往年度可抵扣虧損的稅項影響	(68,544)	(27,227)
Tax effect of tax losses not recognised	未確認稅項虧損之稅務影響	33,265	50,996
Tax effect of reversal of taxable temporary difference	應納稅暫時性差異轉回的稅務影響	(44,526)	(43,353)
Others	其他	2,135	(687)
Tax expenses	稅項支出	7,463	7,101

Notes to the Financial Statements

財務報表附註

(Expressed in Hong Kong dollars) (以港幣列示)

13 DIRECTORS' EMOLUMENTS

Directors' emoluments disclosed pursuant to section 383(1) of the Hong Kong Companies Ordinance and part 2 of the Company (Disclosure of Information about Benefits of Directors) Regulations are as follows:

13 董事酬金

根據新香港《公司條例》第383(1)條及《公司(披露董事利益資料)規例》第2部披露之董事酬金如下：

		2022 二零二二年					
		Directors' fees	Salaries, allowances and benefits in kind	Discretionary bonus	Contributions to Mandatory Provident Fund	Share-based payments	Total
		薪金、津貼及實物利益	酌情花紅	強制性公積金供款	小計	以股份為基礎之付款	總計
		HK\$'000	HK\$'000	HK\$'000	HK\$'000	HK\$'000	HK\$'000
		千港元	千港元	千港元	千港元	千港元	千港元
Chairman	主席						
Yu Feng	虞鋒	-	-	-	-	-	-
Executive directors	執行董事						
Cheung David (note iii)	張可 (附註iii)	-	5,468	-	500	5,968	5,968
Hai Olivia Ou (note iv)	海歐 (附註iv)	-	-	-	-	-	-
Huang Xin	黃鑫	-	-	-	-	-	-
Non-executive directors	非執行董事						
Hai Olivia Ou (note iv)	海歐 (附註iv)	99	5	-	-	104	104
Adnan Omar Ahmed	Adnan Omar Ahmed	-	-	-	-	-	-
Michael James O'Connor	Michael James O'Connor	-	-	-	-	-	-
Independent non-executive directors	獨立非執行董事						
Chu Chung Yue, Howard	朱宗宇	360	18	-	-	378	378
Qi Daqing	齊大慶	492	12	-	-	504	504
Xiao Feng	肖風	240	12	-	-	252	252
Total	總計	1,191	5,515	-	500	7,206	7,206

Notes:

- The discretionary bonus amount represents bonus accrued and approved for the year 2021.
- It represents the estimated value of share award granted to the individuals under the Company's share award scheme. The value of these share awards are measured according to the Group's accounting policies for share-based payment transactions as set out in note 2(v).
- Resigned as executive director and chief executive officer effective on 28 September 2022.
- Re-designated as a non-executive director effective on 3 August 2022.

附註：

- 酌情花紅金額代表於二零二一年度累計及核准之累計花紅。
- 這些數字是指根據本公司的股份獎勵計劃授予某些個人的股份獎勵估計價值。該等股份獎勵之價值乃根據附註2(v)所載之本集團以股份為基礎之付款交易之會計政策計量。
- 於二零二二年九月二十八日辭任執行董事兼行政總裁。
- 於二零二二年八月三日調任非執行董事。

Notes to the Financial Statements

財務報表附註

(Expressed in Hong Kong dollars) (以港幣列示)

13 DIRECTORS' EMOLUMENTS (Continued)

13 董事酬金 (續)

		2021 二零二一年						
		Directors' fees	Salaries, allowances and benefits in kind	Discretionary bonus	Contributions to Mandatory Provident Fund	Sub-total	Share-based payments	Total
		董事袍金	薪金、津貼及實物利益	酌情花紅	強制性公積金供款	小計	以股份為基礎之付款	總計
		HK\$'000	HK\$'000	HK\$'000	HK\$'000	HK\$'000	HK\$'000	HK\$'000
		千港元	千港元	千港元	千港元	千港元	千港元	千港元
Chairman	主席							
Yu Feng	虞鋒	-	-	-	-	-	-	-
Executive directors	執行董事							
Cheung David	張可	-	10,496	9,000	348	19,844	-	19,844
Hai Olivia Ou	海歐	-	-	-	-	-	-	-
Huang Xin	黃鑫	-	-	-	-	-	-	-
Non-executive directors	非執行董事							
Adnan Omar Ahmed	Adnan Omar Ahmed	-	-	-	-	-	-	-
Michael James O'Connor	Michael James O'Connor	-	-	-	-	-	-	-
Independent non-executive directors	獨立非執行董事							
Chu Chung Yue, Howard	朱宗宇	360	18	-	-	378	-	378
Qi Daqing	齊大慶	492	12	-	-	504	-	504
Xiao Feng	肖風	240	12	-	-	252	-	252
Total	總計	1,092	10,538	9,000	348	20,978	-	20,978

The executive directors' emoluments shown above were mainly for their services in connection with the management of the affairs of the Company and the Group.

上述執行董事酬金主要為與本公司及本集團事務管理有關的服務。

The non-executive directors and independent non-executive directors' emoluments shown above were mainly for their services as directors of the Company.

上述非執行董事及獨立非執行董事酬金主要為與本公司董事服務有關。

Notes to the Financial Statements

財務報表附註

(Expressed in Hong Kong dollars) (以港幣列示)

14 INDIVIDUAL WITH HIGHEST EMOLUMENTS

Of the five individuals with the highest emoluments, one (2021: one) is a director whose emoluments is disclosed in note 13. The aggregate of the emoluments in respect of the four (2021: four) individuals are as follows:

14 最高薪人士

在五位酬金最高的人士中，一位為董事（二零二一年：一位），有關的酬金詳情載於附註13。其餘四位（二零二一年：四位）人士的酬金總額如下：

		2022 二零二二年 HK\$'000 千港元	2021 二零二一年 HK\$'000 千港元
Salaries, allowances and benefits in kind	薪金、津貼及實物利益	29,352	17,733
Discretionary bonus	酌定花紅	-	12,815
Contributions to Mandatory Provident Fund and retirement scheme contribution	強制性公積金供款和退休計劃供款	620	1,501
		29,972	32,049

Notes to the Financial Statements

財務報表附註

(Expressed in Hong Kong dollars) (以港幣列示)

14 INDIVIDUAL WITH HIGHEST EMOLUMENTS (Continued)

The emoluments of the five (2021: five) individuals with the highest emoluments are within the following bands:

14 最高薪人士 (續)

五名最高薪人士(二零二一年: 五名)之酬金處於以下範圍:

		Number of individuals 人數	
		2022 二零二二年	2021 二零二一年
HK\$5,000,001 to HK\$5,500,000	5,000,001港元至5,500,000港元	1	1
HK\$5,500,001 to HK\$6,000,000	5,500,001港元至6,000,000港元	2	-
HK\$6,000,001 to HK\$6,500,000	6,000,001港元至6,500,000港元	1	1
HK\$6,500,001 to HK\$7,000,000	6,500,001港元至7,000,000港元	1	-
HK\$10,000,001 to HK\$10,500,000	10,000,001港元至10,500,000港元	-	1
HK\$10,500,001 to HK\$11,000,000	10,500,001港元至11,000,000港元	-	1
HK\$19,500,001 to HK\$20,000,000	19,500,001港元至20,000,000港元	-	1

15 (LOSS)/EARNINGS PER SHARE

(a) Basic (loss)/earnings per share

The calculation of basic (loss)/earnings per share is based on the loss attributable to equity shareholders of the Company for the year ended 31 December 2022 of HK\$256,400,000 (2021: profit attributable to equity shareholders of the Company of HK\$513,414,000), and the weighted average number of shares in issue during the year ended 31 December 2022 of 3,852,570,006 (2021: 3,852,570,006).

Weighted average number of ordinary shares

15 每股(虧損)/盈利

(a) 每股基本(虧損)/盈利

每股基本(虧損)/盈利乃按截至二零二二年十二月三十一日止年度之本公司權益股東應佔虧損256,400,000港元(二零二一年: 本公司權益股東應佔溢利為513,414,000港元)及截至二零二二年十二月三十一日止年度內已發行股份之加權平均數3,852,570,006股(二零二一年: 3,852,570,006股)計算。

普通股之加權平均數

		2022	2021
		二零二二年	二零二一年
Issued ordinary shares at 1 January	於一月一日的已發行普通股	3,867,991,673	3,867,991,673
Effect of shares held by share award scheme	根據就股份獎勵計劃所持有股份之影響	(15,421,667)	(15,421,667)
Weighted average number of ordinary shares at 31 December	於十二月三十一日已發行股份之加權平均數	3,852,570,006	3,852,570,006

Notes to the Financial Statements

財務報表附註

(Expressed in Hong Kong dollars) (以港幣列示)

15 EARNINGS PER SHARE (Continued)

(b) Diluted (loss)/earnings per share

The calculation of diluted (loss)/earnings per share is based on the loss attributable to equity shareholders of the Company for the year ended 31 December 2022 of HK\$256,400,000 (2021: profit attributable to equity shareholders of the Company of HK\$513,414,000), and the weighted average number of shares during the year ended 31 December 2022 of 3,852,570,006 (2021: 3,852,570,006).

Weighted average number of ordinary shares (diluted)

		2022 二零二二年	2021 二零二一年
Weighted average number of ordinary shares at 31 December	於十二月三十一日已發行股份之加權平均數	3,852,570,006	3,852,570,006
Weighted average number of ordinary shares (diluted) at 31 December	於十二月三十一日的普通股加權平均數(攤薄)	3,852,570,006	3,852,570,006

16 SEGMENT REPORTING

The operating segments have been determined based on the reports reviewed by the executive directors of the Company that are used for performance assessment and to make strategic decisions. The Group's operating businesses are structured and managed separately according to the nature of their operations and the products and services they provide. Each of the Group's operating segments represents a strategic business unit that offers products and services which are subject to risks and returns that are different from those of other operating segments.

After the completion of the YF Life acquisition, the Group is largely dominated by the insurance business. As a result, management decided to streamline and regroup the operating segments. Insurance business is considered as an operating segment and other operating segments that existed prior to the acquisition are consolidated as financial services and corporate to reflect the long term business development focus.

15 每股盈利(續)

(b) 每股攤薄(虧損)/盈利

每股攤薄(虧損)/盈利乃按截至二零二二年十二月三十一日止年度之本公司權益股東應佔虧損256,400,000港元(二零二一年:本公司權益股東應佔溢利513,414,000港元)及截至二零二二年十二月三十一日止年度內已發行股份之加權平均數3,852,570,006股(二零二一年:3,852,570,006股)計算。

普通股之加權平均數(攤薄)

16 分部報告

經營分部乃根據本公司執行董事所審閱並用於評估表現及作出策略性決定之報告而釐定。本集團之經營業務乃根據其業務性質及所提供之產品及服務個別進行組織及管理。本集團各經營分部代表一個策略性業務單位，提供之產品及服務所承擔之風險及所得之回報與其他經營分部不同。

收購萬通保險後，本集團的主導業務是保險。因此，管理層決定簡化和重組經營分部。保險業務被視為經營分部，其他於收購之前存在的經營分部合併為其他金融服務和公司業務，以完成反應長期業務發展目標。

Notes to the Financial Statements

財務報表附註

(Expressed in Hong Kong dollars) (以港幣列示)

16 SEGMENT REPORTING (Continued)

Consequently, the Group currently has two operating segments:

- (i) Insurance business – engage in the writing of long term assurance business
- (ii) Other financial services and corporate includes
 - a) Securities brokerage – engages in securities brokerage and provision of custodian and other services;
 - b) Wealth and asset management – provision of fund and asset management services as well as financing and investing solution for corporate clients;
 - c) Consultancy and advisory services – provision of corporate advisory, placing and underwriting advisory services to corporate clients;
 - d) Principal investment – utilise capital 1) to provide funding on developing financial products and the funds managed by wealth management team 2) to improve returns on the Group’s capital and cash flow management based on treasury management model that may involve (but shall not be limited to) holding fixed income instruments, high grade equity instruments and other financial investments;
 - e) Financial technology activities – includes administrative expenses, research and development costs, staff costs and data and technology related expenses related to the Group’s financial technology activities to support other financial services function; and
 - f) Corporate service includes central administrative and financing functions to support other operating segments.

The accounting policies of the reportable segments are the same as those followed by the Group in the last annual financial statements.

16 分部報告(續)

所以，本集團現有兩個經營分部：

- (i) 保險業務－承保長期保險業務
- (ii) 其他金融服務和公司業務包括
 - a) 證券經紀－從事證券經紀業務，及提供託管服務和其他服務；
 - b) 財富管理－提供資金和資產管理服務，以及為企業客戶制定融資和投資解決方案；
 - c) 顧問及諮詢服務－為企業客戶提供企業諮詢，配售和承銷服務；
 - d) 主要投資－利用資本1)就開發金融產品以及理財管理團隊管理的基金提供融資2)基於可能涉及(但不限於)持有固定收益工具、高級別股權工具和其他金融投資的資金管理模式，提高集團資本和現金流量管理的回報；
 - e) 金融科技活動－包括與本集團支持其他金融服務功能的金融科技活動相關的行政開支、研發成本、員工成本及數據和技術相關開支；及
 - f) 公司服務包括支持其他經營分部的中心行政和融資職能。

可報告分部之會計政策與本集團於最近年度財務報表所依循者相同。

Notes to the Financial Statements

財務報表附註

(Expressed in Hong Kong dollars) (以港幣列示)

16 SEGMENT REPORTING (Continued)

Segment revenue represents the revenue generated by each operating segment from external customers. Inter-segment revenue represents inter-segment services which were transacted with reference to the normal commercial price made to third parties at the then prevailing market prices.

Segment results represent specific operating performance of the reported segments by allocating all specific and related operating and finance costs, excluding other corporate, general administrative, and financial expenses, taxation and non-operating costs. This is the measure reported to the chief operating decision maker, at the relevant times, for the purposes of resource allocation and performance assessment.

16 分部報告(續)

分部收入指各經營分部外部客戶產生的收入。分部間收入指參照按當時市價向第三方作出之一般商業價格而進行交易之分部間服務。

分部業績指呈報分部透過分配所有特定及相關經營及財務成本(不包括其他公司、一般行政及財政開支、稅項及非經營成本)計算之特定經營表現。此乃於有關時間匯報予主要經營決策者作資源分配及表現評估用途之衡量基準。

Notes to the Financial Statements

財務報表附註

(Expressed in Hong Kong dollars) (以港幣列示)

16 SEGMENT REPORTING (Continued)

16 分部報告(續)

(a) Segment revenue and results

(a) 分部收入及業績

For the year ended 31 December 2022

截至二零二二年十二月三十一日止年度

		Insurance business 保險業務 HK\$'000 千港元	Other financial services and corporate 其他金融服務和公司業務 HK\$'000 千港元	Total 總計 HK\$'000 千港元
Premiums and fee income	保費及費用收入	9,428,472	-	9,428,472
Premiums ceded to reinsurer	分出保費	(2,721,432)	-	(2,721,432)
Net premium and fee income	保費及費用收入淨額	6,707,040	-	6,707,040
Change in unearned revenue liability	未到期收入責任變動	(577,793)	-	(577,793)
Brokerage commission, interest and other service income	經紀佣金、利息收入和 其他服務收入	-	26,664	26,664
Subscription, management and rebate fee income	認購、管理費及回退費收入	-	6,646	6,646
Consultancy and advisory income	顧問及諮詢收入	-	-	-
Inter-segment income	分部間收入	1,484	3,716	5,200
Reportable segment revenue	可報告分部收入	6,130,731	37,026	6,167,757
Allocated net investment income, other operating income and gains	已分配投資收入淨額、 其他經營收入及收益	3,071,549	(278,371)	2,793,178
Share of results of associates	聯營公司業績份額	-	(7,954)	(7,954)
Allocated operating costs	已分配經營成本	(8,706,372)	(190,510)	(8,896,882)
Allocated finance cost	已分配融資成本	(6,613)	(11,373)	(17,986)
Reportable segment profit/(loss)	可報告分部溢利/(虧損)	489,295	(451,182)	38,113
Elimination of inter-segment profit	可報告分部溢利對銷			3,000
Reportable segment profit derived from Group's external customers	本集團來自外部人士之 可報告分部溢利			41,113
Unallocated legal and professional fees, finance cost and other operating expenses	未分配法律及專業開支、 融資成本及其他營業開支			(144,498)
Taxation	稅項			(7,463)
Loss for the year	本年度虧損			(110,848)
Depreciation and amortisation on property and equipment and other intangible assets	物業及設備和其他無形資產的折舊及攤銷	192,590	16,084	208,674
Bank interest income	銀行利息收入	27,040	11,884	38,924
Reportable segment assets (including investment in associates and those identified intangible asset at acquisition of YF Life, cash and cash equivalent and fixed bank deposits with original maturity over 3 months)	可報告分部資產(包括於聯營公司的投資以及收購萬通保險後可識別的無形資產、現金及現金等值項目和原定期限多於三個月的銀行定期存款)	98,105,186	2,969,697	101,074,883
Additions to non-current segment assets during the year other than associates	年內非流動分部資產的增置(非聯營公司)	176,075	5,986	182,061
Cash and cash equivalent and fixed bank deposits with original maturity over 3 months	現金及現金等值項目和原定期限多於三個月的銀行定期存款	3,379,828	793,046	4,172,874
Investment in associates	於聯營公司的投資	-	132,012	132,012
Reportable segment liabilities (including those identified deferred tax liabilities at acquisition of YF Life)	可報告分部負債(包括收購萬通保險後可識別的遞延稅項負債)	(83,969,851)	(4,168,388)	(88,138,239)

Notes to the Financial Statements

財務報表附註

(Expressed in Hong Kong dollars) (以港幣列示)

16 SEGMENT REPORTING (Continued)

(a) Segment revenue and results (Continued)

For the year ended 31 December 2021

16 分部報告(續)

(a) 分部收入及業績(續)

截至二零二一年十二月三十一日止年度

		Insurance business 保險業務 HK\$'000 千港元	Other financial services and corporate 其他金融服務和 公司業務 HK\$'000 千港元	Total 總計 HK\$'000 千港元
Premiums and fee income	保費及費用收入	8,478,584	-	8,478,584
Premiums ceded to reinsurer	分出保費	(2,749,249)	-	(2,749,249)
Net premium and fee income	保費及費用收入淨額	5,729,335	-	5,729,335
Change in unearned revenue liability	未到期收入責任變動	(575,893)	-	(575,893)
Brokerage commission, interest and other service income	經紀佣金、利息收入和其他服務收入	-	34,809	34,809
Subscription, management and rebate fee income	認購、管理費及回退費收入	-	7,855	7,855
Consultancy and advisory income	顧問及諮詢收入	-	-	-
Inter-segment income	分部間收入	1,753	12,977	14,730
Reportable segment revenue	可報告分部收入	5,155,195	55,641	5,210,836
Allocated net investment income, other operating income and gains	已分配投資收入淨額、其他經營收入及收益	5,165,770	192,861	5,358,631
Share of result of associates	聯營公司業績份額	-	740	740
Allocated operating costs	已分配經營成本	(9,389,581)	(230,184)	(9,619,765)
Allocated finance cost	已分配融資成本	(1,018)	(23,057)	(24,075)
Reportable segment profit/(loss)	可報告分部溢利/(虧損)	930,366	(3,999)	926,367
Elimination of inter-segment loss	可報告分部虧損對銷	-	-	(450)
Reportable segment profit derived from Group's external customers	本集團來自外部人士之可報告分部溢利	-	-	925,917
Unallocated legal and professional fees, finance cost and other operating expenses	未分配法律及專業開支、融資成本及其他營業開支	-	-	(126,151)
Taxation	稅項	-	-	(7,101)
Profit for the year	本年度溢利	-	-	792,665
Depreciation and amortisation on property and equipment and other intangible assets	物業及設備和其他無形資產的折舊及攤銷	174,021	21,943	195,964
Bank interest income	銀行利息收入	9,689	2,475	12,164
Reportable segment assets (including investment in associates and those identified intangible asset at acquisition of YF Life, cash and cash equivalent and fixed bank deposits with original maturity over 3 months)	可報告分部資產(包括於聯營公司的投資以及收購萬通保險後可識別的無形資產、現金及現金等值項目和原定期限多於三個月的銀行定期存款)	92,846,628	3,887,773	96,734,401
Additions to non-current segment assets during the year other than associates	年內非流動分部資產的增置(非聯營公司)	272,860	37,810	310,670
Cash and cash equivalent and fixed bank deposits with original maturity over 3 months	現金及現金等值項目和原定期限多於三個月的銀行定期存款	3,797,417	1,287,632	5,085,049
Investment in associates	於聯營公司的投資	-	148,819	148,819
Reportable segment liabilities (including those identified deferred tax liabilities at acquisition of YF Life)	可報告分部負債(包括收購萬通保險後可識別的遞延稅項負債)	(74,173,755)	(4,476,015)	(78,649,770)

Notes to the Financial Statements

財務報表附註

(Expressed in Hong Kong dollars) (以港幣列示)

16 SEGMENT REPORTING (Continued)

16 分部報告(續)

(b) Reconciliation of segment assets and liabilities

(b) 分部資產及負債的對賬

		2022 二零二二年 HK\$'000 千港元	2021 二零二一年 HK\$'000 千港元
Assets	資產		
Reportable segment assets	可報告分部資產	101,074,883	96,734,401
Elimination of inter-segment asset transfer	抵銷分部間資產轉移	(5,500)	(8,500)
Elimination of inter-segment receivables	抵銷跨業務應收款	(66,617)	(77,140)
		101,002,766	96,648,761
Goodwill	商譽	1,825,562	1,825,562
Deferred tax assets	遞延稅項資產	42,245	44
Consolidated total assets	合併資產總值	102,870,573	98,474,367
		2022 二零二二年 HK\$'000 千港元	2021 二零二一年 HK\$'000 千港元
Liabilities	負債		
Reportable segment liabilities	可報告分部負債	88,138,239	78,649,770
Elimination of inter-segment payables	抵銷跨業務應付款	(67,367)	(77,890)
		88,070,872	78,571,880
Tax payable	應付稅項	5,640	11,632
Consolidated total liabilities	合併負債總額	88,076,512	78,583,512

(c) Geographical segment information

(c) 地區分部資料

The Group's customers, operation and administration are mainly located in Hong Kong and Macao. Research and development for financial technologies divisions are located in PRC.

本集團的客戶、經營和行政管理主要位於香港和澳門。金融科技研發分部位於中國大陸。

(d) Information about major customers

(d) 有關主要客戶之資料

No customer account for more than 10% of the total revenue of the Group for the year ended 31 December 2022.

概無客戶佔本集團截至二零二二年十二月三十一日止年度之收益總額10%以上。

Notes to the Financial Statements

財務報表附註

(Expressed in Hong Kong dollars) (以港幣列示)

17 OTHER COMPREHENSIVE INCOME

Reclassification adjustments relating to components of other comprehensive income

		2022 二零二二年 HK\$'000 千港元	2021 二零二一年 HK\$'000 千港元
	Note 附註		
Debt securities classified as fair value through other comprehensive income:	以公允價值計量且其變動計入其他全面收益的債務證券		
Changes in fair value recognised during the year	年內確認的公允價值變動	(5,021,205)	(879,201)
Reclassification adjustments for amounts transferred to profit or loss:	轉入損益的數額進行重新分類調整：		
Net losses/(gains) on disposal	出售虧損／(收益)淨額	121,709	(45,861)
Impairment losses	減值虧損	295,315	51,312
Others	其他	(64,811)	(6,016)
Exchange alignment	外幣報表折算差額	(127)	-
Net movement in the fair value reserve during the year recognised in other comprehensive income	年內在其他全面收益中確認的公允價值儲備變動淨額	(4,669,119)	(879,766)

		2022 二零二二年 HK\$'000 千港元	2021 二零二一年 HK\$'000 千港元
	Note 附註		
Financial asset at fair value through profit or loss under overlay approach:	按覆蓋法以公允價值計量且其變動計入損益的金融資產：		
Changes in fair value recognised during the year	年內確認的公允價值變動	(402,705)	17,585
Net movement in the fair value reserve during the year recognised in other comprehensive income	年內在其他全面收益中確認的公允價值儲備變動淨額	(402,705)	17,585

其他全面收益各組成部分的相關重新分類調整

Notes to the Financial Statements

財務報表附註

(Expressed in Hong Kong dollars) (以港幣列示)

17 OTHER COMPREHENSIVE INCOME

(Continued)

Reclassification adjustments relating to components of other comprehensive income
(Continued)

17 其他全面收益 (續)

其他全面收益各組成部分的相關重新分類調整 (續)

		2022 二零二二年 HK\$'000 千港元	2021 二零二一年 HK\$'000 千港元
	Note 附註		
Equity and other fund investment classified as fair value through profit or loss under overlay approach:	按覆蓋法劃歸為以公允價值計量且其變動計入損益的股權及其他基金投資：		
Changes in fair value recognised during the year	年內確認的公允價值變動	(206,854)	359,844
Net movement in the fair value reserve during the year recognised in other comprehensive income	年內在其他全面收益中確認的公允價值儲備變動淨額	(206,854)	359,844
Net movement in the fair value reserve during the year under overlay approach recognised in other comprehensive income	年內在其他全面收益中確認的公允價值儲備變動淨額	(609,559)	377,429

Notes to the Financial Statements

財務報表附註

(Expressed in Hong Kong dollars) (以港幣列示)

18 PROPERTY AND EQUIPMENT

18 物業及設備

		Properties leased for own use 自用的租賃物業 HK\$'000 千港元	Leasehold improvements 租賃物業裝修 HK\$'000 千港元	Office equipment and furniture 辦公設備及家具 HK\$'000 千港元	Computers equipment 電腦設備 HK\$'000 千港元	Total 總計 HK\$'000 千港元
Cost	成本					
At 1 January 2021	於二零二一年一月一日	449,005	55,930	37,020	322,306	864,261
Additions	增置	140,324	54,211	12,633	101,778	308,946
Write off and disposal	核銷和出售	(85,425)	(25,122)	(8,929)	(16,719)	(136,195)
Exchange alignment	外幣報表折算差額	-	261	92	96	449
At 31 December 2021	於二零二一年 十二月三十一日	503,904	85,280	40,816	407,461	1,037,461
At 1 January 2022	於二零二二年一月一日	503,904	85,280	40,816	407,461	1,037,461
Additions	增置	89,459	16,414	2,290	73,898	182,061
Write off and disposal	核銷和出售	(250,191)	(20,463)	(1,767)	(16,446)	(288,867)
Exchange alignment	外幣報表折算差額	432	(204)	(192)	309	345
At 31 December 2022	於二零二二年 十二月三十一日	343,604	81,027	41,147	465,222	931,000
Accumulated depreciation and impairment	累計折舊及減值					
At 1 January 2021	於二零二一年一月一日	199,382	20,160	14,600	29,668	263,810
Charge for the year	本年度支出	138,757	19,835	7,077	29,677	195,346
Write off and disposal	核銷和出售	(83,513)	(25,060)	(8,571)	(16,710)	(133,854)
Exchange alignment	外幣報表折算差額	-	198	85	89	372
At 31 December 2021	於二零二一年 十二月三十一日	254,626	15,133	13,191	42,724	325,674
At 1 January 2022	於二零二二年一月一日	254,626	15,133	13,191	42,724	325,674
Charge for the year	本年度支出	127,775	36,642	8,965	34,330	207,712
Write off and disposal	核銷和出售	(244,053)	(18,505)	(1,564)	(12,195)	(276,317)
Exchange alignment	外幣報表折算差額	144	(148)	(199)	(137)	(340)
At 31 December 2022	於二零二二年 十二月三十一日	138,492	33,122	20,393	64,722	256,729
Net carrying amount	賬面淨值					
At 31 December 2022	於二零二二年 十二月三十一日	205,112	47,905	20,754	400,500	674,271
At 31 December 2021	於二零二一年 十二月三十一日	249,278	70,147	27,625	364,737	711,787

Notes to the Financial Statements

財務報表附註

(Expressed in Hong Kong dollars) (以港幣列示)

18 PROPERTY AND EQUIPMENT (Continued)

Right of use asset

The analysis of the net book value of right-of-use assets by class of underlying asset is as follows:

		2022 二零二二年 HK\$'000 千港元	2021 二零二一年 HK\$'000 千港元
Ownership interests in leasehold land and building held for own use with remaining lease term of:	以下剩餘租賃期限的自用租賃土地和建築物的所有權權益：		
– Less than 10 years	– 十年以內	205,112	249,278
Office equipment and furniture carried at depreciated cost	按已折舊成本列賬的辦公設備和家具	5,915	10,003
Computers equipment carried at depreciated cost	按已折舊成本列賬的電腦設備	5,422	1,435
		216,449	260,716

The analysis of expense items in relation to leases recognised in profit or loss is as follows:

		2022 二零二二年 HK\$'000 千港元	2021 二零二一年 HK\$'000 千港元
Depreciation charge of right-of-use assets by class of underlying asset	按標的資產類別的使用權資產的折舊費用		
Properties leased for own use	自用的租賃物業	127,775	138,757
Office equipment and furniture	辦公設備和家具	4,292	4,273
Computers equipment	電腦設備	2,358	2,311
		134,425	145,341

18 物業及設備 (續)

使用權資產

使用權資產按標的資產的類別的賬面淨值分析如下：

計入損益的租賃相關費用項目分析如下：

Notes to the Financial Statements

財務報表附註

(Expressed in Hong Kong dollars) (以港幣列示)

18 PROPERTY AND EQUIPMENT (Continued)

Right of use asset (Continued)

		2022 二零二二年 HK\$'000 千港元	2021 二零二一年 HK\$'000 千港元
Interest on lease liabilities	租賃負債利息	7,250	2,039
Expense relating to short-term leases and other leases	短期租賃及其他租賃的租賃相關的費用	976	1,965

During the year, additions to right-of-use assets were HK\$95,539,000 (2021: HK\$141,967,000). This amount is primarily related to the capitalised lease payments payable under new tenancy agreements.

Details of total cash outflow for leases and the maturity analysis of lease liabilities as of 31 December 2022 are set out in notes 30 and 39, respectively.

As of 31 December 2022, there are no leases subject to variable lease payment arrangement.

19 STATUTORY DEPOSITS

Statutory deposits	法定存款	5,142	4,579
--------------------	------	-------	-------

The Group has deposited in the name of the Director of Accounting Services with a bank a sum of HK\$1,555,000 (2021: HK\$1,553,000) pursuant to section 77(2)(e) of the Hong Kong Trustee Ordinance and also with the exchanges and clearing house.

All of the statutory deposits are expected to be recovered after more than one year.

18 物業及設備(續)

使用權資產(續)

		2022 二零二二年 HK\$'000 千港元	2021 二零二一年 HK\$'000 千港元
Interest on lease liabilities	租賃負債利息	7,250	2,039
Expense relating to short-term leases and other leases	短期租賃及其他租賃的租賃相關的費用	976	1,965

本年度，使用權資產增加了95,539,000港元(二零二一年：141,967,000港元)。此持作自用金額主要與新租賃協議下資本化的應付租賃付款額有關。

有關於二零二二年十二月三十一日租賃現金流出總額和租賃負債到期日分析的詳情，分別載於附註30和39。

截至二零二二年十二月三十一日，本集團沒有遵循可變租賃付款額安排的租賃。

19 法定存款

		2022 二零二二年 HK\$'000 千港元	2021 二零二一年 HK\$'000 千港元
Statutory deposits	法定存款	5,142	4,579

本集團已根據香港《受託人條例》第77(2)(e)條以庫務署署長名義向銀行和交易所以及清算所存入一筆金額為1,555,000港元(二零二一年：1,553,000港元)的款項。

所有上述法定存款預期於一年後收回。

Notes to the Financial Statements

財務報表附註

(Expressed in Hong Kong dollars) (以港幣列示)

20 INVESTMENT IN ASSOCIATES

Aggregate information of associates that are not individually material:

		2022 二零二二年 HK\$'000 千港元	2021 二零二一年 HK\$'000 千港元
Aggregate carrying amount of individually immaterial associates in the consolidated financial statements	於綜合財務報表中個別而言並不重大的聯營公司賬面總值	132,012	148,819
Aggregate amounts of the Group's share of those associates' (Loss)/profit from continuing operations	本集團應佔該等聯營公司的總額 持續經營(虧損)/溢利	(7,954)	740
Other comprehensive income	其他全面收益	(9,603)	4,166
Total comprehensive income	全面收益總額	(17,557)	4,907

20 於聯營公司的投資

個別而言並不重大的聯營公司的整體資料：

21 INTERESTS IN SUBSIDIARIES

(a) Details of the subsidiaries principally affected the results and assets of the Group

The following list contains the details of the Company's subsidiaries as at which principally affected the results, assets or liabilities of the Group. The class of shares held is ordinary unless otherwise stated.

21 於附屬公司之權益

(a) 主要影響本集團業績及資產之附屬公司詳情

下表只載列對本集團的業績、資產或負債有重大影響的附屬公司詳情。除另有註明者外，所持有的股份均為普通股。

Name of company 公司名稱	Place of incorporation and business 註冊成立和經營地點	Particular of issued shares/registered and fully paid-up capital (note1) 已發行股份/註冊及繳足股本(附註1)	Proportion of ownership interest 所有權權益比例			Principal activities 主要業務
			Group's effective interest 本集團的實際權益	Held by the Company 由本公司持有	Held by a subsidiary 由附屬公司持有	
Yunfeng Asset Management Limited 雲鋒資產管理有限公司	Hong Kong 香港	7,910,000 shares 7,910,000股股份	100%	-	100%	Provision of assets management services 提供資產管理服務
Yunfeng Securities Limited 雲鋒證券有限公司	Hong Kong 香港	158,000,000 shares 158,000,000股股份	100%	-	100%	Securities broking 證券經紀
Yunfeng Financial Markets Limited 雲鋒金融市場有限公司	Hong Kong 香港	125,000,000 shares 125,000,000股股份	100%	100%	-	Securities broking, securities placing and underwriting, and provision of consultancy and advisory services 證券經紀、證券配售及包銷、顧問及諮詢服務

Notes to the Financial Statements

財務報表附註

(Expressed in Hong Kong dollars) (以港幣列示)

21 INTERESTS IN SUBSIDIARIES (Continued)

(a) Details of the subsidiaries principally affected the results and assets of the Group (Continued)

Name of company 公司名稱	Place of incorporation and business 註冊成立和經營地點	Particular of issued shares/registered and fully paid-up capital (note1) 已發行股份/註冊及繳足股本(附註1)	Proportion of ownership interest 所有權權益比例			Principal activities 主要業務
			Group's effective interest 本集團的實際權益	Held by the Company 由本公司持有	Held by a subsidiary 由附屬公司持有	
Youyu Insurance Consultancy Limited 有魚保險顧問有限公司	Hong Kong 香港	100 shares 100股股份	100%	-	100%	Insurance agency and consultancy service 保險代理及諮詢服務
Youyu eKeeper Services Company Limited 有魚持股服務有限公司	Hong Kong 香港	1 share 1股股份	100%	-	100%	Provision of employee stock ownership plan administration 提供員工持股計劃管理
Youyu Smart Technologies Limited 有魚智能科技有限公司	Hong Kong 香港	7,500,000 shares 7,500,000股股份	100%	-	100%	Provision of financial technology services 提供金融技術服務
Yunfeng Financial International Holdings Limited 雲鋒金融國際控股有限公司	Hong Kong 香港	1 share 1股股份	100%	100%	-	Investment holding 投資控股
Yuvan Limited 優萬有限公司	Hong Kong 香港	1 share 1股股份	100%	-	100%	Investment holding 投資控股
Youyu Global Limited 有魚環球有限公司	Hong Kong 香港	1 share 1股股份	100%	100%	-	Provision of administrative services 提供行政服務
YF Life Insurance International Limited 萬通保險國際有限公司	Hong Kong 香港	3,716,000,000 shares 3,716,000,000股股份	69.8%	-	69.8%	Long term assurance business 承保長期保險業務
Protective Capital (International) Limited 環球智略投資有限公司	Hong Kong 香港	78,610,000 shares 78,610,000股股份	69.8%	-	69.8%	Provision of general services 提供綜合服務
YF Life Services Limited	Hong Kong 香港	2 shares 2股股份	69.8%	-	69.8%	Provision of general services 提供綜合服務
YF Life Guardian Limited	Hong Kong 香港	2 shares 2股股份	69.8%	-	69.8%	Provision of general services 提供綜合服務
YF Life Trustees Limited 萬通財富管理有限公司	Hong Kong 香港	73,000,000 shares 73,000,000股股份	69.8%	-	69.8%	Provision of trustee services 提供信託服務

21 於附屬公司之權益(續)

(a) 主要影響本集團業績及資產之附屬公司詳情(續)

Notes to the Financial Statements

財務報表附註

(Expressed in Hong Kong dollars) (以港幣列示)

21 INTERESTS IN SUBSIDIARIES (Continued)

21 於附屬公司之權益(續)

(a) Details of the subsidiaries principally affected the results and assets of the Group (Continued)

(a) 主要影響本集團業績及資產之附屬公司詳情(續)

Name of company 公司名稱	Place of incorporation and business 註冊成立和經營地點	Particular of issued shares/registered and fully paid-up capital (note 1) 已發行股份/註冊及繳足股本(附註1)	Proportion of ownership interest 所有權權益比例			Principal activities 主要業務
			Group's effective interest 本集團的實際權益	Held by the Company 由本公司持有	Held by a subsidiary 由附屬公司持有	
YF Life Consultants Limited (formerly known as YF Life Insurance Consultants Limited)	Hong Kong	50,000 shares	69.8%	-	69.8%	Provision of general services
YF Life Consultants Limited (前稱萬通保險顧問有限公司)	香港	50,000股股份				提供綜合服務
YF Life Investors Limited 萬通財富管理有限公司	Hong Kong 香港	5,000,000 shares 5,000,000股股份	69.8%	-	69.8%	Provision of general services 提供綜合服務
北京雲鋒環球投資諮詢有限公司 (note 2)	PRC	Registered capital RMB70,000,000 Paid-up capital RMB48,022,624	100%	-	100%	Provision of advisory service, marketing and promoting products and public relations services
北京雲鋒環球投資諮詢有限公司 (附註2)	中國	註冊資本： 人民幣70,000,000元 實繳資本： 人民幣48,022,624元				提供諮詢服務、營銷和推廣產品及 公共關係服務
深圳市有魚智能科技有限公司 (note 3)	PRC	Registered capital RMB100,000,000 Paid-up capital RMB8,010,000	100%	-	100%	Technological development of computer software and hardware, technical consulting, technology services, database and computer network services
深圳市有魚智能科技有限公司 (附註3)	中國	註冊資本：人民幣 100,000,000元 實繳資本： 人民幣8,010,000元				電腦軟件及硬件之技術開發、技術諮詢、 技術服務、數據庫及電腦網路服務
Majik Cayman GP 1 Limited	Caymans Island 開曼群島	1 share of US\$1 each 1股每股面值1美元 之股份	100%	-	100%	Fund management 基金管理
Majik Cayman GP 2 Limited	Caymans Island 開曼群島	1 share of US\$1 each 1股每股面值1美元 之股份	100%	-	100%	Fund management 基金管理

Notes to the Financial Statements

財務報表附註

(Expressed in Hong Kong dollars) (以港幣列示)

21 INTERESTS IN SUBSIDIARIES (Continued)

(a) Details of the subsidiaries principally affected the results and assets of the Group (Continued)

Name of company 公司名稱	Place of incorporation and business 註冊成立和經營地點	Particular of issued shares/registered and fully paid-up capital (note1) 已發行股份/註冊及繳足股本(附註1)	Proportion of ownership interest 所有權權益比例		Principal activities 主要業務
			Group's effective interest 本集團的實際權益	Held by the Company 由本公司持有	
Majik Cayman SPV 3 Limited	Caymans Island 開曼群島	Authorised capital US\$50,000 divided into 2,500,000 preferred shares and 2,500,000 ordinary shares. Each share is at US\$0.01 par value each. 250,100 common shares and 247,092.27 preferred shares issued 授權資本50,000美元，分為2,500,000優先股和2,500,000普通股。每股面值均為0.01美元面值。已發行250,100股普通股和247,092.27股優先股	100%	-	100% common share 100%普通股 投資控股
Majik Access USD Fund 1 L.P.	Caymans Island 開曼群島	US\$114.2 million 1.142億美元	65.7%	-	65.7% Investment 投資

Note 1: The class of shares held is ordinary shares unless otherwise stated.

附註1: 除另有說明外，所持股份之類別為普通股。

Note 2: The company is registered as a wholly foreign-owned enterprise under the laws of the PRC.

附註2: 該公司是根據中國法律註冊的外商獨資企業。

Note 3: The company is registered as a limited liability company under the laws of the PRC.

附註3: 該公司根據中國法律註冊為有限責任公司。

Note 4: For the fund partnership entities, the balance represents capital commitment being made by limited partners to the partnership.

附註4: 對於基金合夥企業，餘額代表有限合夥人對合夥企業的資本承諾。

21 於附屬公司之權益(續)

(a) 主要影響本集團業績及資產之附屬公司詳情(續)

Notes to the Financial Statements

財務報表附註

(Expressed in Hong Kong dollars) (以港幣列示)

21 INTERESTS IN SUBSIDIARIES (Continued)

(b) Information about material non-controlling interest

The following table lists out the information relating to YF Life, the only subsidiary with material non-controlling interest (“NCI”) as at 31 December 2022. The summarised financial information presented below represents the amounts including intangible assets identified on acquisition date before any inter-company elimination.

21 於附屬公司之權益(續)

(b) 有關於重大非控股權益之資料

下表載列與萬通保險有關的資料。於二零二二年十二月三十一日，該公司是本集團唯一擁有重大非控股權益的附屬公司。下表呈列的財務資料概要為集團內公司間互相抵銷前的數額(包括於收購日確定的無形資產)。

		2022 二零二二年 HK\$'000 千港元	2021 二零二一年 HK\$'000 千港元
NCI percentage	非控股權益的百分比	30.2%	30.2%
Total assets	資產總額	98,147,309	92,846,628
Total liabilities	負債總額	(83,975,567)	(74,185,300)
Total net assets	資產淨值總額	14,171,742	18,661,328
Net assets attributable to NCI	非控股權益應佔資產淨值	4,279,866	5,635,722
Goodwill attributable to NCI	非控股權益應佔商譽	531,276	531,276
Carrying amount of NCI	非控股權益之賬面值	4,811,142	6,166,998
Net earned premium and fee income	滿期保費及費用收入淨額	6,130,731	5,155,195
Profit for the year	本年度溢利	481,962	924,671
Total comprehensive income	全面收益總額	(4,489,587)	681,479
Profit allocated to NCI	分配至非控股權益之溢利	145,552	279,251
Dividend paid to NCI	支付予非控股權益之股息	-	-
Cash flows from operating activities	經營活動產生的現金流量	4,956,387	3,894,472
Cash flows from investing activities	投資活動產生的現金流量	(7,543,486)	(5,382,381)
Cash flows from financing activities	融資活動產生的現金流量	2,091,697	2,574,178

Notes to the Financial Statements

財務報表附註

(Expressed in Hong Kong dollars) (以港幣列示)

22 GOODWILL AND OTHER INTANGIBLE ASSETS

(a) Goodwill

		2022 二零二二年 HK\$'000 千港元	2021 二零二一年 HK\$'000 千港元
At 1 January and 31 December	於一月一日及十二月三十一日	1,829,046	1,829,046
Accumulated impairment loss At 1 January and 31 December	累計減值虧損 於一月一日及十二月三十一日	3,484	3,484
Carrying amount At 1 January and 31 December	賬面值 於一月一日及十二月三十一日	1,825,562	1,825,562

The recoverable amount of the cash generating units containing goodwill or intangible assets arose from the acquisition of YF Life was determined based on the value-in-use calculation. This calculation uses cash flow projection which represents what management believes is the best estimate of what the cash generating units are able to achieve in their business life. The Directors determined the cash flow projection based on past performance and their expectation for market development. The Directors believed any reasonably possible change in any of these assumptions would not cause the aggregate carrying amount to exceed the aggregate recoverable amount. Management of the Group determines that there are no impairments of its cash generating units containing goodwill and intangible assets.

In respect of insurance business, the recoverable amount was determined based on YF Life appraisal value, which consists of the adjusted net worth plus the present value of inforce business and the new business value after cost of capital.

22 商譽及其他無形資產

(a) 商譽

因收購萬通保險而產生的商譽或無形資產的現金產生單位的可收回金額乃根據使用價值計算釐定。該計算方法使用現金流量預測，此預測表明管理層認為現金產生單位在其商業活動中能夠實現的最佳估計。董事會根據過往表現及其對市場發展的預期釐定現金流量預測。董事會認為，該等假設的任何合理可能變動均不會導致賬面總面值超過可收回總額。本集團管理層確定其包含商譽和無形資產的現金產生單位並未發生減值。

就保險業務而言，可收回金額乃根據萬通保險評估價值釐定，其中包括經調整淨值加上有效業務現值及扣除資本成本後的新業務價值。

Notes to the Financial Statements

財務報表附註

(Expressed in Hong Kong dollars) (以港幣列示)

22 GOODWILL AND OTHER INTANGIBLE ASSETS (Continued)

(a) Goodwill (Continued)

Impairment test for goodwill

Goodwill arises primarily in respect of the Group's insurance business. Goodwill is tested for impairment by comparing the carrying amount of the cash-generating unit, including goodwill, to the recoverable amount of that cash-generating unit. If the recoverable amount of the unit exceeds the carrying amount of the unit, the goodwill allocated to that unit shall be regarded as not impaired. The recoverable amount is the value in use of the cash-generating unit unless otherwise stated.

The value in use is determined by calculating as an actuarially determined appraisal value, based on embedded value of the business and the present value of expected future new business of the cash-generating unit. The present value of expected future new business, covering a ten year period (in line with industry practice), is based on financial budgets approved by management. The financial budgets reflect management's best estimate of future profit based on historical experience and best estimate operating assumptions such as premium and expenses.

The key assumptions used in the embedded value calculations include risk discount rate, investment returns, mortality, morbidity, persistency, expenses and inflation. In the majority of instances these assumptions are aligned to those assumptions detailed in Section "Embedded Value". The present value of expected future new business is calculated based on a combination of indicators which include, among others, taking into account recent production mix, business strategy, market trends and risk associated with the future new business projections. The risk discount rates that is used in the embedded value of the business and the present value of expected future new business is 8.75% (2021: 8.75%).

22 商譽及其他無形資產(續)

(a) 商譽(續)

商譽減值測試

商譽主要來自本集團的保險業務。通過將現金產生單位的賬面價值(包括商譽)與該現金產生單位的可收回金額進行比較,對商譽進行減值測試。如果該單位的可收回金額超過該單位的賬面價值,則分配給該單位的商譽應視為未減值。除另有說明外,可收回金額為現金產生單元的使用價值。

使用價值是根據業務的內含價值和現金產生單元的預期未來新業務的現值,通過精算確定的評估價值而計算確定的。預期未來新業務的現值是基於管理層批准的財務預算,並涵蓋十年期限(符合行業慣例)。財務預算反映了管理層根據歷史經驗和對經營溢價和費用等假設的最佳估計,對未來利潤的最佳估計。

內含價值計算中使用的主要假設包括風險貼現率、投資回報、死亡率、發病率、持續性、費用和通貨膨脹。在大多數情況下,這些假設與「內含價值」部分中詳述的那些假設一致。預期未來新業務的現值是根據一系列指標計算得出的,這些指標包括(其中包括)最近的生產組合、業務戰略、市場趨勢以及與未來新業務預測相關的風險。該業務的內含價值和預期未來新業務的現值所使用的風險貼現率為8.75%(二零二一年:8.75%)。

Notes to the Financial Statements

財務報表附註

(Expressed in Hong Kong dollars) (以港幣列示)

22 GOODWILL AND OTHER INTANGIBLE ASSETS (Continued)

22 商譽及其他無形資產(續)

(b) Other intangible assets

(b) 其他無形資產

		Trade name 商標 HK\$'000 千港元	Trading rights 交易權 HK\$'000 千港元	Club membership 俱樂部會員 HK\$'000 千港元	Computer software 電腦軟件 HK\$'000 千港元	Total 總額 HK\$'000 千港元
At cost	按成本					
At 1 January 2021	於二零二一年一月一日	78,910	4,000	2,930	11,333	97,173
Additions	增置	-	-	-	1,724	1,724
Written off	核銷	-	-	-	(3,753)	(3,753)
Exchange alignment	外幣報表折算差額	-	-	-	28	28
At 31 December 2021 and 1 January 2022	於二零二一年十二月三十一日 及二零二二年一月一日	78,910	4,000	2,930	9,332	95,172
Additions	增置	-	-	-	-	-
Written off	核銷	-	-	-	-	-
Exchange alignment	外幣報表折算差額	106	-	-	(206)	(100)
At 31 December 2022	於二零二二年十二月三十一日	79,016	4,000	2,930	9,126	95,072
Accumulated amortisation and impairment	累計攤銷和減值：					
At 1 January 2021	於二零二一年一月一日	-	3,500	-	10,156	13,656
Charge for the year	本年度支出	-	-	-	618	618
Written off	核銷	-	-	-	(3,753)	(3,753)
Exchange alignment	外幣報表折算差額	-	-	-	9	9
At 31 December 2021 and 1 January 2022	於二零二一年十二月三十一日 及二零二二年一月一日	-	3,500	-	7,030	10,530
Charge for the year	本年度支出	-	-	-	962	962
Written off	核銷	-	-	-	-	-
Exchange alignment	外幣報表折算差額	-	-	-	(71)	(71)
At 31 December 2022	於二零二二年十二月三十一日	-	3,500	-	7,921	11,421
Carrying amount	賬面值					
At 31 December 2022	於二零二二年十二月三十一日	79,016	500	2,930	1,205	83,651
At 31 December 2021	於二零二一年十二月三十一日	78,910	500	2,930	2,302	84,642

Notes to the Financial Statements

財務報表附註

(Expressed in Hong Kong dollars) (以港幣列示)

22 GOODWILL AND OTHER INTANGIBLE ASSETS (Continued)

(b) Other intangible assets (Continued)

As at 31 December 2022, the Group had two (2021: two) trading rights in The Stock Exchange of Hong Kong Limited (the “Stock Exchange”) and one (2021: one) trading right in the Hong Kong Futures Exchange Limited (the “Futures Exchange”), of which one trading rights in the Stock Exchange and one trading right in the Futures Exchange were fully amortised as at 31 December 2010. The Group has one (2021: one) club membership with indefinite useful life similar to the trading rights.

Trade name acquired in the acquisition of YF Life, which is subject to annual impairment test. The relief-from-royalty approach is adopted to determine the fair value of trade name. At the end of each reporting period, the management of the Group reassessed the assumptions of this approach. As at 31 December 2022, the valuation of the Chinese trade name is determined based on the relevant value of new business estimated by YF Life. The trade name is considered by the management of the Group as having an indefinite useful life because it is expected to contribute to net cash inflows indefinitely. The trade name will not be amortised until its useful life is determined to be finite.

22 商譽及其他無形資產 (續)

(b) 其他無形資產 (續)

截至二零二二年十二月三十一日，本集團持有2個香港聯合交易所（聯交所）之交易權（二零二一年：2個）及1個香港期貨交易所有限公司（期交所）之交易權（二零二一年：1個），其中聯交所的1個交易權及期交所的1個交易權已二零一零年十二月三十一日完全攤銷。本集團持有1個俱樂部會員資格（二零二一年：1個），其使用期限與交易權利類似。

收購萬通保險時獲取的商標，須經年度減值測試。採用權利金節省專法確定商標的公允價值。於各報告期末，本集團管理層重新評估該方法的假設。於二零二二年十二月三十一日，中文商標的估值乃根據萬通保險估計的相關新業務價值釐定。本集團管理層認為該商標具有無限使用年限，因為預期其將無限期地為現金流入淨額作出貢獻。商標在其使用壽命確定為有限之前不會攤銷。

Notes to the Financial Statements

財務報表附註

(Expressed in Hong Kong dollars) (以港幣列示)

23 VALUE OF BUSINESS ACQUIRED

23 收購業務價值

		2022 二零二二年 HK\$'000 千港元	2021 二零二一年 HK\$'000 千港元
At 1 January	於一月一日	9,325,913	9,012,571
Amortisation for the year	本年度攤銷	(114,241)	(163,450)
		9,211,672	8,849,121
Effect of shadow accounting allocated to fair value reserve	影子會計分配至公允價值儲備的影響	1,192,775	476,792
Exchange alignment	外幣報表折算差額	13,953	-
At 31 December	於十二月三十一日	10,418,400	9,325,913

24 DEFERRED ACQUISITION COSTS

24 遞延保單獲得成本

		2022 二零二二年			2021 二零二一年		
		Insurance contracts 保險合同 HK\$'000 千港元	Investment contracts 投資合同 HK\$'000 千港元	Total 總額 HK\$'000 千港元	Insurance contracts 保險合同 HK\$'000 千港元	Investment contracts 投資合同 HK\$'000 千港元	Total 總額 HK\$'000 千港元
At 1 January	於一月一日	3,455,112	50,661	3,505,773	1,917,142	14,055	1,931,197
Amount deferred	遞延金額	1,893,459	17,825	1,911,284	2,104,659	29,483	2,134,142
Amortisation for the year	本年度攤銷	(741,813)	(2,008)	(743,821)	(609,516)	604	(608,912)
		1,151,646	15,817	1,167,463	1,495,143	30,087	1,525,230
Effect of shadow accounting allocated to fair value reserve	影子會計分配至公允價值儲備的影響	704,853	42,905	747,758	42,827	6,519	49,346
Exchange alignment	外幣報表折算差額	7,122	147	7,269	-	-	-
At 31 December	於十二月三十一日	5,318,733	109,530	5,428,263	3,455,112	50,661	3,505,773

The amount of deferred acquisition costs expected to be recognised as expense after more than one year is HK\$4,718,542,000 (2021: HK\$2,879,091,000).

遞延保單獲得成本之金額預計於一年後確認為費用4,718,542,000港元(二零二一年: 2,879,091,000港元)。

Notes to the Financial Statements

財務報表附註

(Expressed in Hong Kong dollars) (以港幣列示)

25 INVESTMENTS

25 投資

		At fair value through other comprehensive income 以公允價值計量 且其變動計入 其他全面收益 HK\$'000 千港元	At fair value through profit or loss 以公允價值計量 且其變動計入 損益 HK\$'000 千港元	Amortised cost 攤銷成本 HK\$'000 千港元	Total 總額 HK\$'000 千港元
2022	二零二二年				
Debt securities:	債務證券：				
- Unlisted	- 非上市	18,303,863	2,389,195	29,636,150	50,329,208
Mortgage loans	抵押貸款	-	-	5,702,603	5,702,603
		18,303,863	2,389,195	35,338,753	56,031,811
Equity securities:	權益證券：				
- Listed	- 上市	-	484,675	-	484,675
- Unlisted	- 非上市	-	166,542	-	166,542
		-	651,217	-	651,217
Fund investment and others:	基金和其他投資：				
- Unlisted (note (a))	- 非上市 (附註(a))	-	2,745,079	-	2,745,079
Unit trusts:	單位信託：				
- Unlisted	- 非上市	-	8,651,131	-	8,651,131
Total	總額	18,303,863	14,436,622	35,338,753	68,079,238
Market value of listed securities	上市證券的市場值	-	484,675	-	484,675

Notes to the Financial Statements

財務報表附註

(Expressed in Hong Kong dollars) (以港幣列示)

25 INVESTMENTS (Continued)

25 投資(續)

		At fair value through other comprehensive income 以公允價值計量 且其變動計入 其他全面收益 HK\$'000 千港元	At fair value through profit or loss 以公允價值計量 且其變動計入 損益 HK\$'000 千港元	Amortised cost 攤銷成本 HK\$'000 千港元	Total 總額 HK\$'000 千港元
2021	二零二一年				
Debt securities:	債務證券：				
- Unlisted	- 非上市	22,175,259	2,715,947	24,696,256	49,587,462
Mortgage loans	抵押貸款	-	-	5,995,262	5,995,262
		22,175,259	2,715,947	30,691,518	55,582,724
Equity securities:	權益證券：				
- Listed	- 上市	-	371,498	-	371,498
- Unlisted	- 非上市	-	418,983	-	418,983
		-	790,481	-	790,481
Fund investment and others:	基金和其他投資：				
- Unlisted (note (a))	- 非上市(附註(a))	-	2,871,219	-	2,871,219
Unit trusts:	單位信託：				
- Unlisted	- 非上市	-	8,651,880	-	8,651,880
Total	總額	22,175,259	15,029,527	30,691,518	67,896,304
Market value of listed securities	上市證券的市場值	-	371,498	-	371,498

Notes to the Financial Statements

財務報表附註

(Expressed in Hong Kong dollars) (以港幣列示)

25 INVESTMENTS (Continued)

Notes:

- (a) In 2018, the Group has entered a strategic fund management agreement with another well-established financial institution. By sharing the operating and financing decision making power through the agreement, the Group is no longer considered to be the principal of Majik Access USD Fund 2 LP. As a result, the Group elects to measure its 34.04% investment holding in Majik Access USD Fund 2 LP held through a venture capital organisation, an indirect wholly owned subsidiary, at fair value through profit or loss as management measures the performance of this jointly controlled entity on a fair value basis and exempted from applying the equity method. The valuation process and fair value information for the joint venture measured at fair value through profit or loss is set out in note 5. During the year, the Group has not made any injection to the joint venture. As of 31 December 2022, the carrying value of the jointly controlled entity amounted to approximately HK\$111,000,000 (2021: HK\$133,000,000).
- (b) Investments of HK\$16,508,677,000 (2021: HK\$13,382,007,000) have been pledged in favour of Autoridade Monetaria de Macau to guarantee the technical reserves in accordance with the Macau Insurance Ordinance.
- (c) The portion of the investments that is expected to be recoverable within one year is HK\$11,098,092,000 (2021: HK\$11,966,319,000) and the portion that is expected to be recoverable after more than one year is HK\$56,981,146,000 (2021: HK\$55,929,985,000).

25 投資(續)

附註：

- (a) 於二零一八年，本集團與另一家成熟的金融機構簽署了戰略基金管理協議。通過協議分享經營和財務決策權，本集團認為不再是有魚錦鯉美元基金2號的主事人。因此，本集團選擇以公允價值計量且其變動計入損益的方法計量通過風險資本組織(間接全資附屬公司)持有於有魚錦鯉美元基金2號的34.04%投資，因為管理層以公允價值基準計量該共同控制實體的業績，其被視為免除採用權益法。合營企業的估值流程及公允價值資料以公允價值計量且其變動計入損益，並於附註5所載。於年內，本集團未向合營企業注資。截至二零二二年十二月三十一日，共同控制實體的賬面值約為111,000,000港元(二零二一年：133,000,000港元)。
- (b) 為數16,508,677,000港元(二零二一年：13,382,007,000港元)的投資已抵押於澳門金融管理局，以保證按照《保險業務法律制度》作出技術準備金。
- (c) 預計一年內可收回的投資部分為11,098,092,000港元(二零二一年：11,966,319,000港元)，預計一年後可收回的部分為56,981,146,000港元(二零二一年：55,929,985,000港元)。

Notes to the Financial Statements

財務報表附註

(Expressed in Hong Kong dollars) (以港幣列示)

25 INVESTMENTS (Continued)

Notes: (Continued)

- (d) The following table set out the credit quality analysis of financial assets measured at FVOCI (recycling) and at amortised cost. Unless specifically indicated, the amounts in the table represent gross carrying amounts. For explanations of the terms '12-month ECL', 'lifetime ECL' and 'credit-impaired', see note 2(t).

25 投資(續)

附註：(續)

- (d) 下表載列了以公允價值計量且其變動計入其他全面收益(可轉回)及以攤銷成本計量的金融資產的信貨質量分析。除特別說明外，否則表中所示金額為賬面總值。對於術語「未來12個月預期信用損失」、「整個存續期預期信用損失」和「已發生信用減值」的解釋參見附註2(t)。

		2022 二零二二年						2021 二零二一年									
		Investment grade 投資級別			Non-investment grade 非投資級別					Investment grade 投資級別			Non-investment grade 非投資級別				
		Lifetime ECL 12-month ECL	Lifetime not credit - ECL credit - impaired	Lifetime ECL credit - impaired	Lifetime ECL 12-month ECL	Lifetime not credit - ECL credit - impaired	Lifetime ECL credit - impaired	Total	Lifetime ECL 12-month ECL	Lifetime not credit - ECL credit - impaired	Lifetime ECL credit - impaired	Lifetime ECL 12-month ECL	Lifetime not credit - ECL credit - impaired	Lifetime ECL credit - impaired	Total		
		整個存續期 預期信用損失	未發生 信用減值	已發生 信用減值	整個存續期 預期信用損失	未發生 信用減值	已發生 信用減值	總額	整個存續期 預期信用損失	未發生 信用減值	已發生 信用減值	整個存續期 預期信用損失	未發生 信用減值	已發生 信用減值	總額		
HK\$'000	千港元																
Financial assets at amortised cost	以攤銷成本計量的 金融資產																
Unlisted debt securities Mortgage loan	非上市債務證券 抵押貸款	29,578,208	11,596	-	-	158,636	48	29,748,488	24,582,238	4,855	-	-	162,370	79	24,749,542		
		5,105,748	-	-	-	610,805	-	5,716,553	4,865,375	-	-	-	1,107,359	34,284	6,007,018		
Gross carrying amount	賬面總值	34,683,956	11,596	-	-	769,441	48	35,465,041	29,447,613	4,855	-	-	1,269,729	34,363	30,756,560		
Less: Loss allowance	減：損失準備	(113,183)	(1,382)	-	-	(11,696)	(27)	(126,288)	(47,049)	(139)	-	-	(6,949)	(10,905)	(65,042)		
Amortised cost	攤銷成本	34,570,773	10,214	-	-	757,745	21	35,338,753	29,400,564	4,716	-	-	1,262,780	23,458	30,691,518		
Financial assets at FVOCI (recycling)	以公允價值計量且 其變動計入其他 全面收益(可轉回) 的金融資產																
Unlisted debt securities gross carrying amount	非上市債務證券 賬面總值	20,056,403	229,504	17,818	-	1,306,636	366,468	21,976,829	18,572,444	105,067	18,020	-	2,039,462	143,131	20,878,124		
Less: Loss allowance	減：損失準備	(82,993)	(15,821)	(488)	-	(50,481)	(303,188)	(452,971)	(18,765)	(7,485)	(493)	-	(38,448)	(91,857)	(157,048)		
Amortised cost	攤銷成本	19,973,410	213,683	17,330	-	1,256,155	63,280	21,523,858	18,553,679	97,582	17,527	-	2,001,014	51,274	20,721,076		
Carrying amount - fair value	賬面值-公允價值	16,828,036	211,019	20,593	-	1,120,612	123,602	18,303,863	20,033,869	116,330	26,842	-	1,935,881	62,337	22,175,259		

Notes to the Financial Statements

財務報表附註

(Expressed in Hong Kong dollars) (以港幣列示)

25 INVESTMENTS (Continued)

Notes: (Continued)

25 投資(續)

附註：(續)

		12-month ECL	Lifetime ECL not credit - impairment	Lifetime ECL credit - impaired	Total
		未來12個月 預期信用損失	整個存續期 預期信用損失 - 未發生信用減值	整個存續期 預期信用損失 - 已發生信用減值	總額
		HK\$'000	HK\$'000	HK\$'000	HK\$'000
		千港元	千港元	千港元	千港元
Debt securities at amortised cost:	以攤銷成本計量的債務證券：				
Balance as at 1 January 2021	於二零二一年一月一日的結餘	30,450	10,130	28,122	68,702
Net increase/(decrease) in loss allowance recognised in current year, net of those derecognised upon settlement	當年確認的損失準備金淨額增加/(減少)額，扣除結算時終止確認的損失額	16,377	(3,678)	(28,116)	(15,417)
Balance as at 31 December 2021	於二零二一年十二月三十一日的結餘	46,827	6,452	6	53,285
Net increase in loss allowance recognised in current year, net of those derecognised upon settlement	當年確認的損失準備金淨額增加額，扣除結算時終止確認的損失額	58,770	112	21	58,903
Exchange alignment	外幣報表折算差額	141	9	-	150
Balance as at 31 December 2022	於二零二二年十二月三十一日的結餘	105,738	6,573	27	112,338
Mortgage loan at amortised cost:	以攤銷成本計量的抵押貸款：				
Balance as at 1 January 2021	於二零二一年一月一日的結餘	7,033	807	8,106	15,946
Net (decrease)/increase in loss allowance recognised in current year, net of those derecognised upon settlement	當年確認的損失準備金淨額(減少)/增加額，扣除結算時終止確認的損失額	(6,811)	(171)	2,793	(4,189)
Balance as at 31 December 2021	於二零二一年十二月三十一日的結餘	222	636	10,899	11,757
Net increase/(decrease) in loss allowance recognised in current year, net of those derecognised upon settlement	當年確認的損失準備金淨額增加/(減少)額，扣除結算時終止確認的損失額	7,213	5,860	(10,899)	2,174
Exchange alignment	外幣報表折算差額	10	9	-	19
Balance as at 31 December 2022	於二零二二年十二月三十一日的結餘	7,445	6,505	-	13,950
Debt securities at fair value through other comprehensive income	以公允價值計量且其變動計入其他全面收益的債務證券：				
Balance as at 1 January 2021	於二零二一年一月一日的結餘	48,246	19,919	37,571	105,736
Net (decrease)/increase in loss allowance recognised in current year, net of those derecognised upon settlement	當年確認的損失準備金淨額(減少)/增加額，扣除結算時終止確認的損失額	(29,481)	26,014	54,779	51,312
Balance as at 31 December 2021	於二零二一年十二月三十一日的結餘	18,765	45,933	92,350	157,048
Net increase in loss allowance recognised in current year, net of those derecognised upon settlement	當年確認的損失準備金淨額增加額，扣除結算時終止確認的損失額	64,116	20,281	210,918	295,316
Exchange alignment	外幣報表折算差額	112	88	408	607
Balance as at 31 December 2022	於二零二二年十二月三十一日的結餘	82,993	66,302	303,676	452,971

Notes to the Financial Statements

財務報表附註

(Expressed in Hong Kong dollars) (以港幣列示)

25 INVESTMENTS (Continued)

Notes: (Continued)

- (e) The maturity profile of the Group's debt securities and loans and receivables is as follows:

		2022 二零二二年 HK\$'000 千港元	2021 二零二一年 HK\$'000 千港元
Fixed maturities due in	固定到期期限		
- 1 year or less	- 1年或更短	818,738	818,831
- 1 to 5 years	- 1至5年	5,635,615	5,721,132
- 5 to 10 years	- 5至10年	8,212,868	10,313,435
- More than 10 years	- 10年以上	35,661,987	32,734,064
		50,329,208	49,587,462
Mortgage loans due in	抵押貸款到期期限		
- 1 year	- 1年	671,507	142,601
- 2 years	- 2年	352,888	740,026
- 3 years	- 3年	643,587	358,169
- 4 years	- 4年	1,009,123	686,309
- 5 years	- 5年	514,104	1,012,788
- More than 5 years	- 5年以上	2,511,394	3,055,369
		5,702,603	5,995,262

- (f) Interests in collective investment schemes

- (i) Included in financial assets designated at fair value through profit or loss on the consolidated statement of financial position are certain investments in collective investment schemes which have been designed so that voting or similar rights are not the dominant factor in deciding who controls these schemes. These collective investment schemes include investments in unit trusts and limited liability partnership established by third parties. These schemes provide the Group with a variety of investment opportunities through managed investment strategies.

Owing to the passive nature of these investments, the maximum exposure to loss from these interests is limited to the associated equity price risk (see note 5) and the capital commitments. The maximum exposure to loss, which represents the maximum loss that the Group could be required to report as a result of its involvement with these collective investment schemes regardless of the probability of the loss being incurred, is equivalent to the carrying amount of these investments (see note 5).

25 投資(續)

附註：(續)

- (e) 本集團的債務證券及貸款及應收款的到期情況如下：

		2022 二零二二年 HK\$'000 千港元	2021 二零二一年 HK\$'000 千港元
Fixed maturities due in	固定到期期限		
- 1 year or less	- 1年或更短	818,738	818,831
- 1 to 5 years	- 1至5年	5,635,615	5,721,132
- 5 to 10 years	- 5至10年	8,212,868	10,313,435
- More than 10 years	- 10年以上	35,661,987	32,734,064
		50,329,208	49,587,462
Mortgage loans due in	抵押貸款到期期限		
- 1 year	- 1年	671,507	142,601
- 2 years	- 2年	352,888	740,026
- 3 years	- 3年	643,587	358,169
- 4 years	- 4年	1,009,123	686,309
- 5 years	- 5年	514,104	1,012,788
- More than 5 years	- 5年以上	2,511,394	3,055,369
		5,702,603	5,995,262

- (f) 於集合投資計劃的權益

- (i) 指定在綜合財務狀況表中以公允價值計量且其變動計入損益的金融資產指在集合投資計劃中的某些投資，這些投資的設計使得投票或類似權利不是決定由誰控制這些計劃的主導因素。這些集合投資計劃包括於第三方建立的單位信託和有限責任合夥企業的投資。這些計劃通過管理投資策略為集團提供各種投資機會。

由於該等投資的被動性，這些利益的最大損失風險敞口僅限於相關的股權價格風險(參閱附註5)和資本承諾。最大損失風險是指本集團因參與這些集合投資計劃而須呈報的最大損失，不論所產生損失的可能性大小，該損失相當於這些投資的賬面值(參閱附註5)。

Notes to the Financial Statements

財務報表附註

(Expressed in Hong Kong dollars) (以港幣列示)

25 INVESTMENTS (Continued)

Notes: (Continued)

(f) (Continued)

- (ii) In addition, the Group's subsidiary, YF Life Trustees Limited is the sponsor of Mass Mandatory Provident Fund scheme ('MPF scheme') as specified in the respective trust deeds. Management fee and trustee fee income that the Group recognised in profit or loss in return for the administration services provided to MPF Scheme that the Group sponsored amounted to HK\$40,516,000 (2021: HK\$37,466,000) for the year.

The policyholders invest directly into such MPF scheme, as such, the Group did not transfer any of its own assets into these schemes during the reporting period. Management actively monitor the compliance with the respective regulation requirements in order to minimise losses arising from reputational risk and regulatory compliance risk.

- (g) The unlisted equity security under FVOCI (non-recycling) is perpetual capital issued by China CITIC Bank International Limited registered in Hong Kong and engaged in banking business. The Group designated its investment in the perpetual capital at FVOCI (non-recycling), as the investment is held for strategic purposes. The investment was disposed during 2021. No dividend was received on this investment during the year (2021: HK\$3,307,000).
- (h) At year end, the carrying amounts of the Group's financial assets being accounted for under the overlay approach are shown as below.

5 投資(續)

附註：(續)

(f) (續)

- (ii) 此外，本集團的附屬公司－萬通信託有限公司為相應信託契約所指明的大眾強制性公積金計劃（「強積金計劃」）的發起人。本集團在損益中確認的管理費及受託人費用，作為年內向本集團發起的強積金計劃提供行政服務的回報為40,516,000港元（二零二一年：37,466,000港元）。

保單持有人直接投資於該強積金計劃，因此，本集團於報告期內並無將其任何資產轉移至該等計劃。管理層積極監督與相應監管要求的合規情況，以盡量減少名譽風險和監管合規風險帶來的損失。

- (g) 以公允價值計量且其變動計入其他全面收益（不可轉回）的非上市股本證券是在香港註冊並從事銀行業務的中信銀行國際有限公司永續資本。本集團將其對永續資本的投資指定為以公允價值計量且其變動計入其他全面收益（不可轉回），因為該投資是出於戰略目的持有的。該投資於二零二一年出售。年內，此項投資未收取股息（二零二一年：3,307,000港元）。
- (h) 於年底，根據覆蓋調整法計算的本集團金融資產的賬面金額如下所示。

		2022 二零二二年 HK\$'000 千港元	2021 二零二一年 HK\$'000 千港元
Financial assets measured at FVPL	以公允價值計量且其變動計入當期損益的金融資產		
Unlisted equity/partnership fund investment	非上市權益／合夥基金投資	2,093,758	2,174,420
Unlisted unit trust investment	非上市單位信託	1,181,698	1,367,731
Unlisted debt securities	非上市債務證券	2,154,461	2,541,127
Listed securities	上市證券	68,232	119,057
		5,498,149	6,202,335

Notes to the Financial Statements

財務報表附註

(Expressed in Hong Kong dollars) (以港幣列示)

25 INVESTMENTS (Continued)

Notes: (Continued)

(h) (Continued)

For financial assets at FVPL being accounted under the overlay approach, the amounts charged to the consolidated income statements reported with and without overlay adjustments for the year ended are stated as below:

25 投資(續)

附註：(續)

(h) (續)

對於以覆蓋法調整入賬的以公允價值計量且其變動計入當期損益的金融資產，截至和結束年度在有和沒有覆蓋調整的情況下，在綜合收益表中列示的費用如下：

		31 December 2022			
		於二零二二年十二月三十一日			
		Under HKFRS 9			
		Under HKFRS 9	Overlay approach adjustments	(adjusted by overlay approach)	Under HKAS 39
		根據香港財務報告準則第9號	根據香港財務報告準則第9號	根據香港會計準則第39號	根據香港會計準則第39號
		HK\$'000	HK\$'000	HK\$'000	HK\$'000
		千港元	千港元	千港元	千港元
Net realised and unrealised losses of fair value through profit or loss financial asset under overlay adjustment on:	按覆蓋法以公允價值計量且其變動計入損益的金融資產已變現及未變現損失：				
- Unlisted partnership fund investment	- 非上市基金投資	(111,199)	111,199	-	-
- Unlisted unit trust investment and listed securities	- 非上市單位信託及上市證券	(95,655)	95,655	-	-
- Unlisted debt securities	- 非上市債務證券	(402,705)	402,705	-	-
Subtotal	總額	(609,559)	609,559	-	-
Net realised and unrealised losses of fair value through profit or loss financial asset under overlay adjustment on:	按覆蓋法以公允價值計量且其變動計入損益的金融資產已變現及未變現損失：				
- Impaired unlisted unit trust investment and listed securities	- 已發生信用減值非上市單位信託及上市證券	(152,327)	152,327	-	-
- Impaired unlisted debt securities	- 已發生信用減值非上市債務證券	(34,369)	34,369	-	-
Impairment losses on fair value through profit or loss financial asset under overlay adjustment on:	按覆蓋法以公允價值計量且其變動計入損益的金融資產之減值虧損：				
- Unlisted unit trust investment and listed securities	- 非上市單位信託及上市證券	-	(152,327)	(152,327)	(152,327)
- Unlisted debt securities	- 非上市債務證券	-	(34,369)	(34,369)	(34,369)
Subtotal	總額	(186,696)	-	(186,696)	(186,696)

Notes to the Financial Statements

財務報表附註

(Expressed in Hong Kong dollars) (以港幣列示)

25 INVESTMENTS (Continued)

Notes: (Continued)

(h) (Continued)

25 投資(續)

附註：(續)

(h) (續)

		31 December 2021 於二零二一年十二月三十一日			
		Under HKFRS 9		Under HKFRS 9	
		Under	Overlay	(adjusted	Under
		HKFRS 9	approach	by overlay	HKAS 39
			adjustments	approach)	
				根據香港財務	
		根據香港財務	報告準則第9號	報告準則第9號	根據香港會計
		報告準則第9號	覆蓋調整法	(覆蓋法調整)	準則第39號
		HK\$'000	HK\$'000	HK\$'000	HK\$'000
		千港元	千港元	千港元	千港元
Net realised and unrealised gains of fair value through profit or loss financial asset under overlay adjustment on:	按覆蓋法以公允價值計量且其變動計入損益的金融資產已變現及未變現收益：				
- Unlisted partnership fund investment	- 非上市基金投資	318,976	(318,976)	-	-
- Unlisted unit trust investment and listed securities	- 非上市單位信託及上市證券	40,868	(40,868)	-	-
- Unlisted debt securities	- 非上市債務證券	17,585	(17,585)	-	-
Total	總額	377,429	(377,429)	-	-

Notes to the Financial Statements

財務報表附註

(Expressed in Hong Kong dollars) (以港幣列示)

26 ADVANCE REINSURANCE PREMIUMS

Analysis of movement in advance reinsurance premiums

		2022 二零二二年 HK\$'000 千港元	2021 二零二一年 HK\$'000 千港元
At 1 January	於一月一日	1,277,899	1,289,587
Other movements	其他變動	94,171	(11,688)
Exchange alignment	外幣報表折算差額	1,840	-
At 31 December	於十二月三十一日	1,373,910	1,277,899

Advance reinsurance premiums are expected to be recovered within one year.

26 預付再保險保費

預付再保險保費變動分析

預付再保險保費預期可於一年內收回。

27 INSURANCE AND REINSURANCE RECEIVABLES

		2022 二零二二年 HK\$'000 千港元	2021 二零二一年 HK\$'000 千港元
Loans to policyholders	向保單持有人作出的貸款	5,131	3,583
Direct premium receivables	應收直接保費	8,977	6,287
Reinsurance receivables	應收再保險賬款	8,865,371	6,766,898
		8,879,479	6,776,768

At 31 December 2022, none of the insurance and reinsurance receivables were past due or impaired (2021: none).

At 31 December 2022, the amount of insurance and reinsurance receivables expected to be settled after more than one year is HK\$8,170,628,000 (2021: HK\$6,172,969,000).

於二零二二年十二月三十一日，應收保費及再保險賬款均未逾期或減值（二零二一年：無）。

於二零二二年十二月三十一日，預期於一年後結清的應收保費及再保險賬款的金額為8,170,628,000港元（二零二一年：6,172,969,000港元）。

Notes to the Financial Statements

財務報表附註

(Expressed in Hong Kong dollars) (以港幣列示)

28 OTHER ACCOUNTS RECEIVABLE AND ACCRUED INCOME

28 其他應收賬款及應計收入

		2022 二零二二年 HK\$'000 千港元	2021 二零二一年 HK\$'000 千港元
Other accounts receivable arising from securities brokerage:	證券經紀產生的其他應收賬款：		
– Cash clients	– 現金客戶	72,579	38,063
– Margin clients	– 保證金客戶	8,689	5,728
– Clients for subscription of new shares in IPO	– 上市時認購新股的客戶	–	–
– Clearing house, brokers, fund managers and dealers	– 清算所、經紀商、基金管理人和交易商	31,578	29,778
		112,846	73,569
Other accounts receivable arising from consultancy and advisory services	諮詢及顧問服務產生的其他應收賬款	1,134	1,134
Other service fees receivables	其他應收服務費	7,848	6,762
		121,828	81,465
Less: allowance for credit losses	減：信用損失	(2,029)	(1,934)
		119,799	79,531

There is no balance of other accounts receivable from consultancy and advisory services for on-going advisory projects which have not been billed.

源自尚未入賬的持續諮詢項目的諮詢及顧問服務的其他應收賬款餘額為零。

The fair value of other accounts receivable approximates its carrying amount.

其他應收賬款之公允價值與其賬面值相若。

Notes to the Financial Statements

財務報表附註

(Expressed in Hong Kong dollars) (以港幣列示)

28 OTHER ACCOUNTS RECEIVABLE AND ACCRUED INCOME (Continued)

(a) Ageing analysis of other accounts receivable

The ageing analysis of other accounts receivable net of allowance for credit losses as of the end of the reporting period is as follows:

		2022 二零二二年 HK\$'000 千港元	2021 二零二一年 HK\$'000 千港元
Current	流動	117,579	74,700
Less than 1 month past due	逾期1個月以下	208	855
1 to 3 months past due	逾期1至3個月	152	1,934
More than 3 months past due	逾期3個月以上	1,860	2,042
Amounts past due	逾期金額	2,220	4,831
		119,799	79,531

The Group has procedures and policies to assess the client's credit quality and defines credit limits for each client. All client acceptance and credit limit are approved by designated approvers according to the client's creditworthiness.

28 其他應收賬款及應計收入(續)

(a) 其他應收賬款之賬齡分析

於報告期末之其他應收賬款(扣除信用損失)賬齡分析如下:

本集團設有程序及政策評估潛在客戶之信貸質量，並界定各客戶之信貸限額。所有接納客戶之事宜及信貸限額須經指定批核人依據有關客戶之信用審批。

Notes to the Financial Statements

財務報表附註

(Expressed in Hong Kong dollars) (以港幣列示)

28 OTHER ACCOUNTS RECEIVABLE AND ACCRUED INCOME (Continued)

(b) Other accounts receivable which are past due but not impaired

Included in the Group's other accounts receivable balance are debtors with an aggregate carrying amount of HK\$2,220,000 (2021: HK\$4,831,000) which are past due at the end of the reporting period for which the Group has not made provision for impairment loss.

As of 31 December 2022 and 2021, no amount due from cash clients which are past due but not impaired represented client trades which are unsettled beyond the settlement date.

There are no other accounts receivable from corporate clients (2021: Nil) and amount of HK\$2,220,000 of other fee receivable (2021: HK\$4,831,000) which are past due but not impaired. These represent other accounts receivable arising from provision of corporate finance, consultancy and advisory services and other financial services which have not yet been settled and aged by their invoice date. No impairment loss was provided for these balances as these clients are trade counterparties with sound credit rating and/or reputation.

28 其他應收賬款及應計收入(續)

(b) 已逾期但未減值之其他應收賬款

本集團之其他應收賬款餘額包括賬面總值為2,220,000港元(二零二一年：4,831,000港元)之其他應收賬款，該等款項於報告期末已逾期，且本集團並無就此作出減值虧損撥備。

截至二零二二年十二月三十一日及二零二一年十二月三十一日，沒有來自現金客戶之已逾期但未減值應收賬款，來自現金客戶之已逾期但未減值應收賬款指於結算日期後仍未清償之客戶賬款。

沒有來自企業客戶之其他應收賬款(二零二一年：無)，為數2,220,000港元的已逾期但未減值其他應收費用(二零二一年：4,831,000港元)指提供企業融資、顧問、諮詢服務及其他金融服務產生之其他應收賬款，其於發票日期起計仍未清償及已到期。由於該等客戶為信貸評級及／或聲譽良好之交易對手，故並無就該等餘額作出減值虧損撥備。

Notes to the Financial Statements

財務報表附註

(Expressed in Hong Kong dollars) (以港幣列示)

28 OTHER ACCOUNTS RECEIVABLE AND ACCRUED INCOME (Continued)

(c) Impairment of other accounts receivable

The Group has a policy for allowance for credit losses which is based on the evaluation of collectability, ageing analysis of accounts and management's judgement including the creditworthiness, collaterals and the past collection history of each client.

The movement of the allowance for life time credit impaired losses during the year is as follows:

		2022 二零二二年 HK\$'000 千港元	2021 二零二一年 HK\$'000 千港元
At 1 January	於一月一日	1,934	1,791
Provision for impairment loss recognised	已確認減值虧損之撥備	112	143
Amount recovered during the year	年內收回金額	(17)	-
At 31 December	於十二月三十一日	2,029	1,934

Amount of HK\$895,000 (2021: HK\$800,000) relates to credit impaired other accounts receivable arising from the business of dealing in securities. HK\$1,134,000 (2021: HK\$1,134,000) relates to credit impaired other accounts receivable arising from the business of consultancy and advisory services.

(d) Balance with related parties

At 31 December 2022, the balance of other service fee receivables includes fund management fee of approximately HK\$1,122,000 (2021: HK\$561,000) due from a joint venture of the Group.

28 其他應收賬款及應計收入 (續)

(c) 其他應收賬款之減值

本集團設有信用損失撥備之政策，有關政策以可收回性評估、賬項之賬齡分析及管理層對各客戶之信譽、抵押品及過往收款記錄之判斷為基礎。

年內整個存續期預期信用損失之已發生信用減值損失撥備變動如下：

		2022 二零二二年 HK\$'000 千港元	2021 二零二一年 HK\$'000 千港元
At 1 January	於一月一日	1,934	1,791
Provision for impairment loss recognised	已確認減值虧損之撥備	112	143
Amount recovered during the year	年內收回金額	(17)	-
At 31 December	於十二月三十一日	2,029	1,934

895,000 港元 (二零二一年：800,000 港元) 涉及因證券交易業務而產生的信用損失減值其他應收賬款。1,134,000 港元 (二零二一年：1,134,000 港元) 與信用損失已減值之諮詢及顧問服務產生的其他應收賬款有關。

(d) 與關聯人士之結餘

於二零二二年十二月三十一日，其他應收服務費的結餘包括約為1,122,000 港元 (二零二一年：561,000 港元) 的應收本集團一家合營企業的基金管理費。

Notes to the Financial Statements

財務報表附註

(Expressed in Hong Kong dollars) (以港幣列示)

29 OTHER RECEIVABLES, DEPOSITS AND PREPAYMENT

29 其他應收款項、按金及預付款項

		Note	2022 二零二二年 HK\$'000 千港元	2021 二零二一年 HK\$'000 千港元
		附註		
Utility and rental deposits	水電費及租用按金	(i)	45,904	50,637
Loans to agents and staff	向代理及員工作出的 貸款		57,486	18,219
Accrued investment income	應計投資收入		669,978	612,792
Other receivable from non-controlling shareholders of a subsidiary	其他應收一家附屬公司 非控股股東的款項		6,644	6,644
Prepayment, other deposits and receivables	預付款項、其他按金及 應收款項		161,728	167,677
Derivative financial instruments	衍生金融工具		95,382	37,059
			1,037,122	893,028
Less: provision for impairment of other receivables	減：其他應收款項減值虧 損之撥備	(ii)	(8,423)	(8,410)
			1,028,699	884,618

Notes:

(i) The amount of utility and rental deposits expected to be recovered after more than one year is HK\$32,477,000 (2021: HK\$27,316,000).

(ii) Impairment of other receivables

Other receivable of HK\$8,423,000 (2021: HK\$8,410,000) is fully impaired as the recoverability of the balance is considered uncertain after credit assessment performed by management.

The movement of the allowance for credit losses during the year is as follows:

附註：

(i) 水電費及租用按金預期將於一年後收回的金額為32,477,000港元(二零二一年：27,316,000港元)。

(ii) 其他應收款的減值

為數8,423,000港元(二零二一年：8,410,000港元)的其他應收款項已全數減值，因為管理層進行信貸評估後認為餘額的可收回性不確定。

年內之信用損失變動如下：

		2022 二零二二年 HK\$'000 千港元	2021 二零二一年 HK\$'000 千港元
At 1 January	於一月一日	8,410	8,652
Provision/(reversal) of impairment loss recognised	已確認減值虧損之撥備/(轉回)	14	(429)
Amount written off	已沖銷金額	-	-
Exchange alignment	外幣報表折算差額	(1)	187
At 31 December	於十二月三十一日	8,423	8,410

(iii) Except for those mentioned above in (i), all of the other receivables are expected to be recovered within one year.

(iii) 除上文(i)所述者外，所有其他應收款項預計將在一年內收回。

Notes to the Financial Statements

財務報表附註

(Expressed in Hong Kong dollars) (以港幣列示)

30 CASH AND CASH EQUIVALENTS, FIXED BANK DEPOSITS WITH ORIGINAL MATURITY OVER 3 MONTHS AND BANK BALANCES – TRUST AND SEGREGATED ACCOUNTS

30 現金及現金等值項目、原定期限多於三個月的定期銀行存款和銀行餘額－信託及獨立賬戶

		Note 附註	2022 二零二二年 HK\$'000 千港元	2021 二零二一年 HK\$'000 千港元
Bank balance – trust and segregated accounts	銀行餘額－信託及獨立賬戶			
Deposit with bank	銀行存款		509,653	779,886
Less: impairment allowance	減：減值準備	(iii)	(154)	(154)
		(i)	509,499	779,732
Fixed bank deposits with original maturity over 3 months	原定期限多於三個月的定期存款			
Deposit with bank	銀行存款		1,624,973	1,060,574
Less: impairment allowance	減：減值準備	(iii)	–	–
			1,624,973	1,060,574
Cash and cash equivalents	現金及現金等值項目			
Deposit with bank	銀行存款	(ii)	23,836	9,900
Fixed bank deposits with original maturity less than 3 months	原定期限少於三個月的定期存款		889,548	1,252,421
Cash at bank and in hand	銀行及手頭現金		1,634,631	2,762,268
Less: impairment allowance	減：減值準備	(iii)	(114)	(114)
Cash and cash equivalents in the statement of financial position	綜合財務狀況表所示的現金及現金等值項目		2,547,901	4,024,475

Notes:

- (i) The Group maintains segregated accounts with authorised institutions to hold clients' money arising from its normal course of business of the regulated activities. The cash held on behalf of clients is restricted and governed by the Securities and Futures (Client Money) Rules under the Securities and Futures Ordinance.
- (ii) The Group has made deposit with a bank as security deposit for bank overdraft facilities.

附註：

- (i) 本集團於認可機構開立獨立賬戶，以持有其正常受規管活動業務過程中產生之客戶款項。代客戶持有之現金受《證券及期貨條例下之證券及期貨(客戶款項)規則限制及規管。
- (ii) 本集團已就銀行透支額度提供保證金作為銀行存款。

Notes to the Financial Statements

財務報表附註

(Expressed in Hong Kong dollars) (以港幣列示)

30 CASH AND CASH EQUIVALENTS, FIXED BANK DEPOSITS WITH ORIGINAL MATURITY OVER 3 MONTHS AND BANK BALANCES – TRUST AND SEGREGATED ACCOUNTS (Continued)

30 現金及現金等值項目、原定期限多於三個月的定期銀行存款和銀行餘額－信託及獨立賬戶(續)

(iii) During the year, the movement of 12-month ECL provision is as follows:

(iii) 年內未來12個月預期信用損失撥備變動如下：

		2022	2021
		二零二二年	二零二一年
		HK\$'000	HK\$'000
		千港元	千港元
At 1 January	於一月一日	268	268
Reversal of impairment loss recognised	已確認減值撥備之撥回	-	-
Amount written off	已沖銷金額	-	-
At 31 December	於十二月三十一日	268	268

(iv) The Group has pledged fixed deposits of HK\$856,494,000 (2021: HK\$727,089,000) to banks in favour of the Autoridade Monetaria de Macau to guarantee the technical reserves in accordance with the Macau Insurance Ordinance.

(iv) 本集團已將為數856,494,000港元(二零二一年：727,089,000港元)的固定存款質押於澳門金融管理局，以保證按照《保險業務法律制度》作出技術儲備。

Notes to the Financial Statements

財務報表附註

(Expressed in Hong Kong dollars) (以港幣列示)

30 CASH AND CASH EQUIVALENTS, FIXED BANK DEPOSITS WITH ORIGINAL MATURITY OVER 3 MONTHS AND BANK BALANCES – TRUST AND SEGREGATED ACCOUNTS (Continued)

(a) Reconciliation to liabilities arising from financing activities for disclosure purpose

The table below details changes in the Group's liabilities from financing activities including both cash and non-cash changes. Liabilities arising from financing activities are liabilities for which cash flows were, or future cash flows will be, classified in the Group's consolidated cash flow statement as cash flows from financing activities.

		Policyholders' deposit 保單持有人的存款 HK\$'000 千港元	Bank borrowings 銀行借款 HK\$'000 千港元	Preference shares 優先股 HK\$'000 千港元	Lease liabilities 租賃負債 HK\$'000 千港元	Shareholder's loan 股東貸款 HK\$'000 千港元	Total 總額 HK\$'000 千港元
At 1 January 2021	二零二一年一月一日	45,377,625	1,553,503	387,655	286,412	1,641,077	49,246,272
Change from financing cash flow:	融資現金流之變動：						
Payment made to lease liabilities	支付租賃負債款項	-	-	-	(148,498)	-	(148,498)
Policyholders' account deposits	保單持有人的賬戶儲金	4,770,747	-	-	-	-	4,770,747
Policyholders' account withdrawals	保單持有人的賬戶提取	(2,066,236)	-	-	-	-	(2,066,236)
Redemption of preference shares	贖回優先股	-	-	(197,455)	-	-	(197,455)
Drawdown of bank loans	提取銀行貸款	-	1,400,000	-	-	-	1,400,000
Repayment of a bank loan	償還銀行貸款	-	(1,555,038)	-	-	-	(1,555,038)
Other borrowing cost paid	已付其他借貸成本	-	(58,083)	-	-	-	(58,083)
Total change in financing cash flows	融資活動現金流之變動總額	2,704,511	(213,121)	(197,455)	(148,498)	-	2,145,437
Net change in lease obligation	租賃負債的淨變動	-	-	-	139,655	-	139,655
Finance charge and effective interest expenses	融資費用及實際利息支出	-	41,394	-	2,039	83,694	127,127
Fair value change	公允價值變動	-	-	2,448	-	-	2,448
Interest credited to policyholders' account balances	保單持有人賬戶餘額之應計利息	1,832,747	-	-	-	-	1,832,747
Cost of insurance charges	保險費用成本	(660,366)	-	-	-	-	(660,366)
Administrative fees	行政費用	(1,289,764)	-	-	-	-	(1,289,764)
Other reserve changes	其他儲備變動	(16,204)	-	-	-	-	(16,204)
Transfer to the other payable and accrual	撥入其他應付款項及應計費用	-	-	-	-	(83,694)	(83,694)
At 31 December 2021	於二零二一年十二月三十一日	47,948,549	1,381,776	192,648	279,608	1,641,077	51,443,658

30 現金及現金等值項目、原定期限多於三個月的定期銀行存款和銀行餘額－信託及獨立賬戶 (續)

(a) 出於披露目的就融資活動產生的負債進行對賬

下表詳述本集團來自融資活動的負債變動，包括現金及非現金變動。融資活動產生的負債為現金流量或未來現金流量將在本集團的綜合現金流量表中分類為融資活動現金流量的負債。

Notes to the Financial Statements

財務報表附註

(Expressed in Hong Kong dollars) (以港幣列示)

30 CASH AND CASH EQUIVALENTS, FIXED BANK DEPOSITS WITH ORIGINAL MATURITY OVER 3 MONTHS AND BANK BALANCES – TRUST AND SEGREGATED ACCOUNTS (Continued)

30 現金及現金等值項目、原定期限多於三個月的定期銀行存款和銀行餘額－信託及獨立賬戶(續)

(a) Reconciliation to liabilities arising from financing activities for disclosure purpose (Continued)

(a) 出於披露目的就融資活動產生的負債進行對賬(續)

		Policyholders' deposit 保單持有人的存款 HK\$'000 千港元	Bank borrowings 銀行借款 HK\$'000 千港元	Preference shares 優先股 HK\$'000 千港元	Lease liabilities 租賃負債 HK\$'000 千港元	Shareholder's loan 股東貸款 HK\$'000 千港元	Total 總額 HK\$'000 千港元
At 31 December 2021 and 1 January 2022	於二零二一年十二月三十一日及 二零二二年一月一日	47,948,549	1,381,776	192,648	279,608	1,641,077	51,443,658
Change from financing cash flow:		融資現金流之變動：					
Payment made to lease liabilities	支付租賃負債款項	-	-	-	(144,356)	-	(144,356)
Policyholders' account deposits	保單持有人之賬戶儲金	4,131,922	-	-	-	-	4,131,922
Policyholders' account withdrawals	保單持有人之賬戶提取	(1,905,299)	-	-	-	-	(1,905,299)
Redemption of preference shares	贖回優先股	-	-	(87,917)	-	-	(87,917)
Drawdown of bank loans	提取銀行貸款	-	-	-	-	-	-
Repayment of a bank loan	償還銀行貸款	-	-	-	-	-	-
Other borrowing cost paid	已付其他借貸成本	-	(49,413)	-	-	-	(49,413)
Total change in financing cash flows	融資活動現金流之變動總額	2,226,623	(49,413)	(87,917)	(144,356)	-	1,944,937
Net change in lease obligation	租賃負債的淨變動	-	-	-	90,629	-	90,629
Finance charge and effective interest expenses	融資費用及實際利息支出	-	60,803	-	7,250	83,694	151,747
Fair value change	公允價值變動	-	-	444	-	-	444
Interest credited to policyholders' account balances	保單持有人賬戶餘額之應計利息	638,521	-	-	-	-	638,521
Cost of insurance charges	保險費用成本	(668,934)	-	-	-	-	(668,934)
Administrative fees	行政費用	(1,304,640)	-	-	-	-	(1,304,640)
Other reserve changes	其他儲備變動	(29,282)	-	-	-	-	(29,282)
Transfer to the other payable and accrual	撥入其他應付款項及應計費用	-	-	-	-	(83,694)	(83,694)
Exchange alignment	外幣報表折算差額	35,936	-	-	(65)	-	35,871
At 31 December 2022	於二零二二年十二月三十一日	48,846,773	1,393,166	105,175	233,066	1,641,077	52,219,257

Notes to the Financial Statements

財務報表附註

(Expressed in Hong Kong dollars) (以港幣列示)

30 CASH AND CASH EQUIVALENTS, FIXED BANK DEPOSITS WITH ORIGINAL MATURITY OVER 3 MONTHS AND BANK BALANCES – TRUST AND SEGREGATED ACCOUNTS (Continued)

(b) Bank balance – trust and segregated accounts

The Group maintains segregated accounts with authorised institutions to hold clients' monies arising from its normal course of business of the regulated activities. The Group has classified the "bank balance – trust and segregated accounts" under current assets in the consolidated statement of financial position and recognised the corresponding account payables to respective clients and other institutions on the grounds that it is liable for any loss or misappropriation of clients' monies. The Group is not allowed to use the clients' monies to settle its own obligations. The cash held on behalf of customers is restricted and governed by the Securities and Futures (Client Money) Rules under the Securities and Futures Ordinance. As at 31 December 2022, client money maintained in segregated accounts amounted to HK\$509,499,000 (2021: HK\$779,732,000).

30 現金及現金等值項目、原定期限多於三個月的定期銀行存款和銀行餘額－信託及獨立賬戶(續)

(b) 銀行餘額－信託及獨立賬戶

本集團於認可機構開立獨立賬戶，以持有其正常受規管活動業務過程中產生之客戶款項。本集團已將「銀行餘額信託及獨立賬戶」分類為綜合財務狀況表之流動資產項下，並因須就客戶款項之任何損失或不當挪用負責而確認相應之應付予有關各戶及其他機構之賬款。本集團不得使用客戶賬款結算其自身債務。代客戶持有之現金受《證券及期貨條例下之證券及期貨(客戶款項)》規則限制及規管。於二零二二年十二月三十一日，於獨立賬戶持有的客戶現金為509,499,000港元(二零二一年：779,732,000港元)。

31 INSURANCE CONTRACT PROVISIONS

31 保險合同準備金

			2022 二零二二年 HK\$'000 千港元	2021 二零二一年 HK\$'000 千港元
		Note 附註		
Policyholders' deposits	保單持有人的存款	(i)	44,237,231	43,338,452
Future policyholders' benefits	未來保單持有人的給付	(ii)	24,684,183	18,791,144
Unearned revenue liability	未到期收入責任	(iii)	3,120,160	991,709
			72,041,574	63,121,305

Notes to the Financial Statements

財務報表附註

(Expressed in Hong Kong dollars) (以港幣列示)

31 INSURANCE CONTRACT PROVISIONS (Continued)

Notes:

- (i) Policyholders' deposits

Analysis of movement in policyholders' deposits:

		2022 二零二二年 HK\$'000 千港元	2021 二零二一年 HK\$'000 千港元
At 1 January	於一月一日	43,338,452	40,913,580
Premiums received during the year	年內已收保費	3,894,747	4,377,617
Net fees and charges deducted from account balances	賬戶餘額中扣除的手續費和支出淨額	(1,933,608)	(1,900,128)
Interest credited to account balances	賬戶餘額之應計利息	493,808	1,655,295
Redemptions due for payment in current year	年內應償付之贖回額	(1,559,304)	(1,720,897)
Others movements	其他變動	(29,410)	12,985
Exchange alignment	外幣報表折算差額	32,546	-
At 31 December	於十二月三十一日	44,237,231	43,338,452

- (ii) Future policyholders' benefits

Analysis of movement in future policyholders' benefits:

		2022 二零二二年 HK\$'000 千港元	2021 二零二一年 HK\$'000 千港元
At 1 January	於一月一日	18,791,144	13,358,343
Movement during the year	年內變動	5,874,880	5,432,801
Exchange alignment	外幣報表折算差額	18,159	-
At 31 December	於十二月三十一日	24,684,183	18,791,144

31 保險合同準備金 (續)

附註：

- (i) 保單持有人的存款

保單持有人的存款變動分析：

		2022 二零二二年 HK\$'000 千港元	2021 二零二一年 HK\$'000 千港元
At 1 January	於一月一日	43,338,452	40,913,580
Premiums received during the year	年內已收保費	3,894,747	4,377,617
Net fees and charges deducted from account balances	賬戶餘額中扣除的手續費和支出淨額	(1,933,608)	(1,900,128)
Interest credited to account balances	賬戶餘額之應計利息	493,808	1,655,295
Redemptions due for payment in current year	年內應償付之贖回額	(1,559,304)	(1,720,897)
Others movements	其他變動	(29,410)	12,985
Exchange alignment	外幣報表折算差額	32,546	-
At 31 December	於十二月三十一日	44,237,231	43,338,452

- (ii) 未來保單持有人給付

未來保單持有人給付變動分析：

		2022 二零二二年 HK\$'000 千港元	2021 二零二一年 HK\$'000 千港元
At 1 January	於一月一日	18,791,144	13,358,343
Movement during the year	年內變動	5,874,880	5,432,801
Exchange alignment	外幣報表折算差額	18,159	-
At 31 December	於十二月三十一日	24,684,183	18,791,144

Notes to the Financial Statements

財務報表附註

(Expressed in Hong Kong dollars) (以港幣列示)

31 INSURANCE CONTRACT PROVISIONS

(Continued)

Notes: (Continued)

(iii) Unearned revenue liability

		2022 二零二二年 HK\$'000 千港元	2021 二零二一年 HK\$'000 千港元
At 1 January	於一月一日	991,709	215,853
Amount deferred	遞延金額	655,216	733,561
Amortisation for the year allocated to consolidated income statement	本年度分配至綜合收益表的攤銷額	(109,656)	(191,765)
		545,560	541,796
Effect of shadow accounting allocated to fair value reserve	本年度影子會計分配至公允價值儲備的影響	1,580,597	234,060
Exchange alignment	外幣報表折算差額	2,294	-
At 31 December	於十二月三十一日	3,120,160	991,709

(iv) The amount of insurance contract provisions expected to be settled after more than one year is HK\$67,935,753,000 (2021: HK\$59,333,185,000).

31 保險合同準備金 (續)

附註：(續)

(iii) 未到期收入責任

(iv) 保險合同準備金預期在一年後收回的金額為67,935,753,000港元(二零二一年：59,333,185,000港元)。

32 INVESTMENT CONTRACT LIABILITIES

32 投資合約負債

		2022 二零二二年 HK\$'000 千港元	2021 二零二一年 HK\$'000 千港元
Policyholders' deposits	保單持有人的存款	4,609,542	4,610,098
Future policyholders' benefits	未來保單持有人的給付	70,968	73,238
Unearned revenue liability	未到期收入責任	173,038	31,010
		4,853,548	4,714,346

Notes to the Financial Statements

財務報表附註

(Expressed in Hong Kong dollars) (以港幣列示)

32 INVESTMENT CONTRACT LIABILITIES (Continued)

Notes:

- (i) Policyholders' deposits

Analysis of movement in policyholders' deposits:

		2022 二零二二年 HK\$'000 千港元	2021 二零二一年 HK\$'000 千港元
At 1 January	於一月一日	4,610,098	4,464,045
Contributions received during the year	年內已收供款	141,544	308,666
Net fee and charges deducted from account balances	賬戶餘額中扣除的手續費和支出淨額	(33,781)	(43,476)
Interest credited to account balances	賬戶餘額之應計利息	144,713	177,452
Redemptions due for payment in current year	年內應償付之贖回額	(266,608)	(290,350)
Others movements	其他變動	10,186	(6,239)
Exchange alignment	外幣報表折算差額	3,390	-
At 31 December	於十二月三十一日	4,609,542	4,610,098

- (ii) Future policyholders' benefits

Analysis of movement in future policyholders' benefits:

		2022 二零二二年 HK\$'000 千港元	2021 二零二一年 HK\$'000 千港元
At 1 January	於一月一日	73,238	64,828
Movement during the year	年內變動	(2,323)	8,410
Exchange alignment	外幣報表折算差額	53	-
At 31 December	於十二月三十一日	70,968	73,238

32 投資合約負債(續)

附註：

- (i) 保單持有人的存款

保單持有人的存款變動分析：

- (ii) 未來保單持有人給付

未來保單持有人給付變動分析：

Notes to the Financial Statements

財務報表附註

(Expressed in Hong Kong dollars) (以港幣列示)

32 INVESTMENT CONTRACT LIABILITIES

(Continued)

Notes: (Continued)

(iii) Unearned revenue liability

Analysis of movement in unearned revenue liability:

		2022	2021
		二零二二年	二零二一年
		HK\$'000	HK\$'000
		千港元	千港元
At 1 January	於一月一日	31,010	(36,018)
Amount deferred	遞延金額	30,980	39,678
Amortisation for the year allocated to consolidated income statement	本年度分配至綜合收益表的攤銷額	1,253	(5,582)
		32,233	34,096
Effect of shadow accounting allocated to fair value reserve	本年度影子會計分配至公允價值儲備的影響	109,668	32,932
Exchange alignment	外幣報表折算差額	127	-
At 31 December	於十二月三十一日	173,038	31,010

(iv) The amount of investment contract liabilities expected to be settled after more than one year is HK\$4,607,093,000 (2021: HK\$4,481,295,000).

32 投資合約負債(續)

附註：(續)

(iii) 未到期收入責任

未到期收入責任變動分析：

		2022	2021
		二零二二年	二零二一年
		HK\$'000	HK\$'000
		千港元	千港元
At 1 January	於一月一日	31,010	(36,018)
Amount deferred	遞延金額	30,980	39,678
Amortisation for the year allocated to consolidated income statement	本年度分配至綜合收益表的攤銷額	1,253	(5,582)
		32,233	34,096
Effect of shadow accounting allocated to fair value reserve	本年度影子會計分配至公允價值儲備的影響	109,668	32,932
Exchange alignment	外幣報表折算差額	127	-
At 31 December	於十二月三十一日	173,038	31,010

(iv) 保險合同負債預期在一年後收回的金額為4,607,093,000港元(二零二一年：4,481,295,000港元)。

Notes to the Financial Statements

財務報表附註

(Expressed in Hong Kong dollars) (以港幣列示)

33 OUTSTANDING CLAIMS

33 未決賠款

		2022 二零二二年			2021 二零二一年		
		Gross	Reinsurers' share	Net	Gross	Reinsurers' share	Net
		總額	再保險公司份額	淨額	總額	再保險公司份額	淨額
		HK\$'000	HK\$'000	HK\$'000	HK\$'000	HK\$'000	HK\$'000
		千港元	千港元	千港元	千港元	千港元	千港元
Outstanding claims	未決賠款	186,626	(94,267)	92,359	182,557	(87,347)	95,210
Claims incurred but not reported	已發生但未報告的賠款	42,776	-	42,776	47,291	-	47,291
		229,402	(94,267)	135,135	229,848	(87,347)	142,501
Amount expected to be settled within one year	預期於一年內結清的金額	229,402	(94,267)	135,135	229,848	(87,347)	142,501

Analysis of movements in outstanding claims:

未決賠款變動分析：

		2022 二零二二年			2021 二零二一年		
		Gross	Reinsurers' share	Net	Gross	Reinsurers' share	Net
		總額	再保險公司份額	淨額	總額	再保險公司份額	淨額
		HK\$'000	HK\$'000	HK\$'000	HK\$'000	HK\$'000	HK\$'000
		千港元	千港元	千港元	千港元	千港元	千港元
Balance at 1 January	一月一日之餘額	229,848	(87,347)	142,501	184,160	(55,443)	128,717
Current year claims	本年賠款	1,122,107	(560,758)	561,349	1,066,915	(473,120)	593,795
Current year claims paid	本年已付賠款	(1,117,407)	482,315	(635,092)	(918,188)	394,021	(524,167)
Previous year claims paid	往年已付賠款	(778)	71,614	70,836	(116,584)	47,195	(69,389)
Movement in incurred but not reported reserve	已發生但未報告的儲備變動	(4,515)	-	(4,515)	13,545	-	13,545
Exchange alignment	外幣報表折算差額	147	(91)	56	-	-	-
Balance at 31 December	十二月三十一日之餘額	229,402	(94,267)	135,135	229,848	(87,347)	142,501

Notes to the Financial Statements

財務報表附註

(Expressed in Hong Kong dollars) (以港幣列示)

34 REINSURANCE PREMIUM PAYABLES

All of the reinsurance premium payables are expected to be settled within one year.

35 OTHER ACCOUNTS PAYABLE

Included in accounts payable are amounts payable to clients and other institutions in respect of the trust and segregated bank balances received and held for clients and other institutions in the course of conducting regulated activities, which amount to HK\$520,331,000 (2021: HK\$784,721,000).

All of the accounts payable are aged and due within one month or on demand.

Balance with related parties

At 31 December 2022, accounts payable of approximately HK\$12,794,000 (2021: HK\$15,782,000) and HK\$83,286,000 (2021: HK\$8,930,000) to certain key management personnel of the Company and companies controlled by key management personnel of the Company respectively on normal terms of brokerage and wealth management business of the Group.

34 應付再保險保費

所有應付再保險保費預期可於一年內結清。

35 其他應付賬款

應付賬款包括就於進行受規管活動過程中為客戶及其他機構收取及持有之信託及獨立銀行餘額而應付客戶及其他機構之款項520,331,000港元(二零二一年784,721,000港元)。

所有應付賬款之賬齡為於一個月內到期或按要求償還。

與關聯方的結餘

於二零二二年十二月三十一日，按本集團一般經紀及理財業務的一般條款，應付賬款之12,794,000港元(二零二一年：15,782,000港元)為應付若干本公司主要管理人員之款項及83,286,000港元(二零二一年：8,930,000港元)為應付若干本公司主要管理人員所控制公司之款項。

		2022 二零二二年 HK\$'000 千港元	2021 二零二一年 HK\$'000 千港元
Accounts payable	應付賬款		
- Cash and margin clients	- 現金和保證金客戶	597,737	820,449
- Clearing house, fund managers, brokers and dealers	- 清算所、基金管理人、經紀及證券商	11,727	23,639
		609,464	844,088

Notes to the Financial Statements

財務報表附註

(Expressed in Hong Kong dollars) (以港幣列示)

36 OTHER PAYABLES AND ACCRUED EXPENSES

36 其他應付款項和應計開支

		2022 二零二二年 HK\$'000 千港元	2021 二零二一年 HK\$'000 千港元
Accrued staff costs	應計員工成本	83,911	106,771
Commission payables	應付佣金	340,021	305,021
Derivative financial instruments	衍生金融工具	116,505	137,975
Premium received in advance	提前收取保費	1,893,160	1,673,362
Reinsurance deposit liability	再保險存款負債	1,772,825	1,538,093
Other payables and accruals	其他應付款項及應計費用	978,479	557,059
		5,184,901	4,318,281

Premium received in advance are expected to be earned according to policy terms or refunded on demand.

預收的保費預計將根據保單條款賺取或按要求退還。

Reinsurance deposit liability is expected to be withheld according to the terms of agreement or refunded on demand for termination of agreement.

再保險存款負債預計將根據協議條款扣留或因協議終止而要求退還。

Apart from a total amount of HK\$170,142,000 (2021: HK\$86,447,000) of other payables and accrued expenses, the remaining balances is expected to be settled within one year or are repayable on demand.

除總額為170,142,000港元(二零二一年：86,447,000港元)的其他應付款項及應計開支外，剩餘餘額預期於一年內結清或於接獲通知時償還。

Balance with related parties

與關聯方的結餘

- At 31 December 2022, accounts payable of approximately HK\$59,859,000 (2021: HK\$71,102,000) are payable to MassMutual International LLC ("MMI") who is a substantial shareholder of the Company and its affiliates.
- At 31 December 2022, interest accrual of approximately HK\$170,142,000 (2021: HK\$86,447,000) is due to Key Imagination Limited ("KIL") who is the controlling shareholder of the Company.

- 於二零二二年十二月三十一日，應付賬款之59,859,000港元(二零二一年：71,102,000港元)為應付本公司一個主要股東—MassMutual International LLC (「MMI」)及其聯營公司之款項。
- 於二零二二年十二月三十一日，應付本公司控股股東Key Imagination Limited (「KIL」)的應計利息約為170,142,000港元(二零二一年：86,447,000港元)。

Notes to the Financial Statements

財務報表附註

(Expressed in Hong Kong dollars) (以港幣列示)

37 INCOME TAX IN THE STATEMENT OF FINANCIAL POSITION

37 財務狀況表所示之所得稅

(a) Tax (recoverable)/payable in the statement of financial position represents:

(a) 財務狀況表所示之(可退回)/應付稅項指：

		2022 二零二二年 HK\$'000 千港元	2021 二零二一年 HK\$'000 千港元
Hong Kong Profits Tax	香港利得稅		
Provision for Hong Kong Profits Tax for the year	本年度香港利得稅準備	46,085	49,291
Provisional Profits Tax paid	已付暫繳利得稅	(49,404)	(37,757)
		(3,319)	11,534
Balance of Profits Tax provision relating to prior years	以往年度利得稅準備結餘	133	10
		(3,186)	11,544
Macao Complementary Tax	澳門補充稅		
Balance of Macao Complementary Tax provision for the year	本年度澳門補充稅準備餘額	5,640	-
Overseas Tax	海外稅		
Balance of overseas provision for the year	本年度海外準備餘額	(76)	88
		2,378	11,632
Amount of tax payable expected to be settled within one year	預期於一年內結清的應付稅項	5,640	11,632
Amount of taxation recoverable expected to be settled within one year	預期於一年內結清的可退回稅項	3,262	-

Notes to the Financial Statements

財務報表附註

(Expressed in Hong Kong dollars) (以港幣列示)

37 INCOME TAX IN THE STATEMENT OF FINANCIAL POSITION (Continued)

37 財務狀況表所示之所得稅(續)

(b) Deferred tax assets and liabilities recognised:

The components of deferred tax liabilities/ (assets) recognised in the consolidated statement of financial position and the movements during the year are as follows:

(b) 已確認遞的延稅項資產與負債：

本年度於綜合財務狀況表確認之遞延稅項負債／(資產)部分及變動如下：

		Fair value adjustment to assets and liabilities related to acquisition of subsidiaries	Accelerated tax depreciation	Tax losses	Fair value adjustment on investment at fair value through profit and loss	Fair value adjustment on investment at fair value through other comprehensive income	Decelerated tax on expense/ expected credit loss incurred	Total
		收購附屬公司相關資產與負債的公允價值調整 HK\$'000 千港元	提前稅項折舊 HK\$'000 千港元	稅項虧損 HK\$'000 千港元	以公允價值計量且其變動計入損益的投資的公允價值調整 HK\$'000 千港元	以公允價值計量且其變動計入其他全面收益的投資的公允價值調整 HK\$'000 千港元	減緩費用／預計信用損失 HK\$'000 千港元	總額 HK\$'000 千港元
Deferred tax liabilities/(assets) arising from:	以下各項產生之遞延稅項負債／(資產)：							
At 1 January 2021 (Credited)/charged to profit or loss	於二零二一年一月一日在損益(計入)/列支	1,220,317	(106)	-	-	-	(44)	1,220,167
Exchange alignment	外幣報表折算差額	(43,569)	106	-	110	-	-	(43,353)
At 31 December 2021	於二零二一年十二月三十一日	1,176,748	-	-	110	-	(44)	1,176,814
At 1 January 2022 Credited to profit or loss	於二零二二年一月一日計入損益	1,176,748	-	-	110	-	(44)	1,176,814
Credited to other comprehensive income	計入其他全面收益	(40,145)	(45)	-	(145)	-	(4,191)	(44,526)
Exchange alignment	外幣報表折算差額	-	-	-	-	(37,932)	-	(37,932)
At 31 December 2022	於二零二二年十二月三十一日	1,525	2	-	-	-	-	1,527
At 31 December 2022	於二零二二年十二月三十一日	1,138,128	(43)	-	(35)	(37,932)	(4,235)	1,095,883

At 31 December 2022, no deferred tax asset has been recognised in respect of the tax losses of HK\$1,623 million (2021: HK\$2,266 million) to the extent that it is not probable that future taxable profit against which the losses can be utilised will be available subject to the approval of respective tax authorities in the relevant tax jurisdiction. The tax losses amounting to HK\$1,616 million (2021: HK\$1,494 million) do not expire under current tax legislation.

於二零二二年十二月三十一日，並無就稅項虧損16.23億港元(二零二一年：22.66億港元)確認遞延稅項資產，由於相關稅務司法權區及實體不大可能有未來應課稅溢利(須經各稅務機關批准)可利用該虧損抵銷。稅項虧損16.16億港元(二零二一年：14.94億港元)根據現行稅務法例不會屆滿。

Notes to the Financial Statements

財務報表附註

(Expressed in Hong Kong dollars) (以港幣列示)

38 FINANCIAL LIABILITIES AT FAIR VALUE THROUGH PROFIT OR LOSS

38 以公允價值計量且其變動計入損益的金融負債

		2022 二零二二年 HK\$'000 千港元	2021 二零二一年 HK\$'000 千港元
Designated at fair value through profit or loss	指定以公允價值計量且其變動計入損益		
Preference share liability (note 1)	優先股負債(附註1)	105,175	192,648
Third-party interests in consolidated funds (note 2)	納入合併範圍的基金的 第三方權益(附註2)	131,187	183,615
Short position in listed equity	上市股權淡倉	1,002	-
		237,364	376,263

Note:

- (1) By 31 December 2022, total number of preference shares issued was approximately 134,812 shares (2021: 247,092 shares) under the agreement. The subsidiary is obliged to redeem all issued preference shares in 5 years starting from the initial issuance date of the preference shares and has the discretion to extend the term for one year. At liquidation, after all creditors' claim is satisfied, the asset of the subsidiary should be first distributed to preference shareholders by redeeming all issued shares together with any unpaid preferred share dividends. The preference shares are due for settlement after more than one year from 31 December 2022.
- (2) The third party interests in consolidated fund consist of third-party unit holders' interest in the consolidated fund which is reflected as a liability as the fund is to be dissolved and return all capital to investor in seventh anniversary of the respective final closing date of the respective funds. The end of term of the consolidated fund is more than a year from 31 December 2022.

附註：

- (1) 於二零二二年十二月三十一日，根據協議發行的優先股總數約為134,812股（二零二一年十二月三十一日：247,092股）。附屬公司有義務在優先股初始發行日起5年內贖回所有已發行優先股，並有權延長期限一年。清算時，在所有債權人的賠款要求實現後，附屬公司的資產應首先通過贖回所有已發行股份以及任何未支付的優先股股息分配至優先股股東。優先股應於自二零二二年十二月三十一日起超過一年後結清。
- (2) 合併基金的第三方權益包括第三方單位持有人於合併基金的權益，由於該基金將被解散，因此列示為負債；並在相應基金最終結算日的第七周年將所有資本返還給投資者。合併基金的期限終止為自二零二二年十二月三十一日起一年以上。

Notes to the Financial Statements

財務報表附註

(Expressed in Hong Kong dollars) (以港幣列示)

39 LEASE LIABILITIES

The Group had obligations under contractual maturities of the lease liabilities as follows:

39 租賃負債

本集團的應償還租賃負債的合同到期日款項如下：

		31 December 2022 於二零二二年十二月三十一日		31 December 2021 於二零二一年十二月三十一日	
		Present value of the minimum lease payment 最低租賃付款 之現值 HK\$'000 千港元	Total minimum lease payment 最低租賃付款 之總額 HK\$'000 千港元	Present value of the minimum lease payment 最低租賃付款 之現值 HK\$'000 千港元	Total minimum lease payment 最低租賃付款 之總額 HK\$'000 千港元
Within one year	1年內	107,283	112,540	127,651	133,596
After one but within 2 years	1年後但2年內	86,794	89,076	81,599	85,060
After 2 years but within 5 years	2年後但5年內	38,989	39,487	70,358	71,816
Over 5 years	超過5年	-	-	-	-
		233,066	241,103	279,608	290,472
Less: finance cost	減：融資成本		(8,037)		(10,864)
Present value lease liabilities	租賃負債現值		233,066		279,608

Notes to the Financial Statements

財務報表附註

(Expressed in Hong Kong dollars) (以港幣列示)

40 BANK BORROWINGS

The bank loan was unsecured and repayable as follows:

		2022 二零二二年 HK\$'000 千港元	2021 二零二一年 HK\$'000 千港元
Within one year	1年內	-	-
After 1 year but within 2 years	1年後但2年內	1,393,166	-
After 2 year but within 3 years	2年後但3年內	-	1,381,776

The Group's banking facilities are subject to the compliance of covenants including certain financial ratios and negative pledge against certain arrangement and transactions, as are commonly found in lending arrangements with financial institutions. If the Group breached any of the covenants and negative pledge against certain arrangement and transactions, the outstanding bank loan would become immediate due and payable. The Group regularly monitors its compliance with these covenants. As at 31 December 2022, the Group is in compliance with the covenants. Further details of the Group's management of liquidity risk are set out in note 5.

41 SHAREHOLDER'S LOAN

The shareholder's loan becomes due within 1 year from the reporting date. The interest rate is determined based on arm's length terms. The Group has an unconditional extension right to extend the due date for another year at the interest rate to be reset based on prevailing market condition at the time of exercising the right.

40 銀行借款

銀行借款為無擔保貸款，償還詳情如下：

正如與金融機構訂立的常見借貸安排一樣，本集團銀行備用信貸均受制於契諾合規，包括財務比率以及就某些安排和交易作出的限制抵押。如果本集團違反任何契諾以及就某些安排和交易作出的限制抵押，未償銀行貸款將立即到期並應償還。本集團定期監控對這些契諾的遵守情況。於二零二二年十二月三十一日，本集團已遵守契諾的規定。有關本集團流動資金風險管理工作的詳情，載列於附註5。

41 股東貸款

股東貸款自報告日起一年內到期。貸款利率是基於公平交易條款確定的。而本集團擁有無條件將貸款到期日再延遲一年的權利，延期後的貸款利率根據本集團行權時的普遍市場條件重新協定。

Notes to the Financial Statements

財務報表附註

(Expressed in Hong Kong dollars) (以港幣列示)

42 CAPITAL AND RESERVES

(a) Movements in components of equity

The reconciliation between the opening and closing balances of each component of the Group's consolidated equity is set out in the consolidated statement of changes in equity from pages 140 to 141. Details of the changes in the Company's individual components of equity between the beginning and the end of the year are set out below:

The Company

		Share capital	Capital Reserve	Shares held by share award scheme	Share-based payment reserve	Accumulated losses	Total
		股本 HK\$'000 千港元	資本儲備 HK\$'000 千港元	股份 獎勵計劃 持有股份 HK\$'000 千港元	以股份 為基礎的 付款儲備 HK\$'000 千港元	累計虧損 HK\$'000 千港元	總額 HK\$'000 千港元
At 1 January 2021	於二零二一年一月一日	11,872,180	64,000	(83,230)	9,473	(1,677,807)	10,184,616
Equity settled share-based transactions	以權益結算的以股份為基礎的交易	-	-	-	(7,898)	-	(7,898)
Total comprehensive income for the year	本年度全面收益總額	-	-	-	-	(41,098)	(41,098)
At 31 December 2021 and 1 January 2022	於二零二一年十二月三十一日及二零二二年一月一日	11,872,180	64,000	(83,230)	1,575	(1,718,905)	10,135,620
Total comprehensive income for the year	本年度全面收益總額	-	-	-	-	(67,430)	(67,430)
At 31 December 2022	於二零二二年十二月三十一日	11,872,180	64,000	(83,230)	1,575	(1,786,335)	10,068,190

42 資本和儲備

(a) 權益部分之變動

本集團綜合權益的每個組成部分的期初與期末結餘的對賬，載列於第140至141頁的綜合權益變動表。下表載列本公司個別權益組成部分在年初與年末的變動詳情：

本公司

Notes to the Financial Statements

財務報表附註

(Expressed in Hong Kong dollars) (以港幣列示)

42 CAPITAL AND RESERVES (Continued)

(b) Nature and purpose of reserves

(i) Share held by share award scheme and share-based payment reserve

The Company's shares held by Youyu Share Award Scheme Nominee Limited, TMF Trust (HK) Limited and Bank of Communications Trustee Limited for the share award schemes are presented as a deduction in equity as shares held for share award scheme.

Share-based payment reserve represents the grant date fair value of unexercised share options granted to employees of the Company that has been recognised in accordance with the accounting policy adopted for share-based payments.

(ii) Asset revaluation reserve

The asset revaluation reserve arose on the revaluation of the trading rights in the exchanges in Hong Kong in prior years. The carrying value of the trading rights have been fully amortised in previous years. The remaining revaluation reserve will be realised when the Group disposes of the trading rights.

(iii) Exchange reserve

The exchange reserve comprises all foreign exchange differences arising from the translation of the financial statements of foreign operations. The reserve is dealt with in accordance with the accounting policies set out in note 2(y).

42 資本和儲備(續)

(b) 儲備之性質及用途

(i) 就股份獎勵計劃持有之股份及以股份為基礎之付款儲備

由有魚股份獎勵計劃代理人有限公司、達盟信託服務(香港)有限公司及交通銀行信託有限公司持有之本公司股份作為一個扣減項目在股本權益中呈報，列作就股份獎勵計劃而持有之股份。

以股份為基礎之付款儲備乃指向本公司僱員授出而尚未行使之購股權於授出日期之公允價值，其已根據以股份為基礎之付款而採納之會計政策確認。

(ii) 資產重估儲備

資產重估儲備於重估過往年度於香港之交易所之交易權時產生。交易權之賬面值已於過往年度悉數攤銷。餘下重估儲備將於本集團出售交易權時變現。

(iii) 匯兌儲備

匯兌儲備包括所有換算外國業務財務報表產生之匯兌差額。該儲備根據附註2(y)所載之會計政策予以處理。

42 CAPITAL AND RESERVES (Continued)**(b) Nature and purpose of reserves** (Continued)**(iv) Statutory and capital reserve***Statutory reserve*

Pursuant to the Company Law of the PRC, in accordance with the relevant subsidiary's articles of association, 10% of the net profit of the relevant subsidiary, determined in accordance with the relevant accounting rules and financial regulations applicable to enterprises in the PRC ("PRC GAAP"), is required to be transferred to the statutory reserve until such time when this reserve reaches 50% of the registered capital of the subsidiary incorporated in PRC. The reserve appropriated can be used for expansion of business scale and capitalisation. If the statutory reserve is capitalised into registered capital, the remaining reserve is required to be no less than 25% of the subsidiary's registered capital before capitalisation.

Capital reserve

The capital reserve arose to recognise the difference between the fair value and the issue price of Company's share in relation to the completion of the acquisition of YF Life.

(c) Distributability of reserves

As at 31 December 2022, the Company did not have any reserves available for distribution to equity shareholders of the Company, as calculated under the provisions of Part 6 of the Hong Kong Companies Ordinance (Cap. 622) (2021: Nil).

(d) Dividend

No dividend was paid or proposed for the year ended 31 December 2022 (2021: Nil), nor has dividend been proposed since the end of the reporting period.

42 資本和儲備 (續)**(b) 儲備之性質及用途** (續)**(iv) 法定和資本儲備***法定儲備*

根據《中華人民共和國公司法》，按照相關附屬公司的公司章程，基於適用於中國企業的有關會計規則和財務條例（「中國會計準則」）確定的有關附屬公司淨溢利的10%，須轉入法定儲備，直至該儲備達到於中國註冊成立的附屬公司註冊資本的50%。所撥入的儲備可用於擴大業務規模和資本化。如果法定儲備轉為註冊資本，剩餘儲備在資本化前不少於附屬公司註冊資本的25%。

資本儲備

收購萬通保險後，確認本公司股份的公允價值與發行價格之間的差異而產生資本儲備。

(c) 儲備之可分派性

於二零二二年十二月三十一日，根據香港公司條例（第622章）第6部的條文計算，本公司並無任何可供分派予本公司股權擁有人之儲備（二零二一年：無）。

(d) 股息

截至二零二二年十二月三十一日止年度，本公司並無派付或擬派股息（二零二一年：無），而自報告期末起亦無建議派付任何股息。

Notes to the Financial Statements

財務報表附註

(Expressed in Hong Kong dollars) (以港幣列示)

42 CAPITAL AND RESERVES (Continued)

(e) Share capital

Movements of the Company's ordinary shares are set out below:

		2022 二零二二年		2021 二零二一年	
		Number of shares 股份數目	Amount 金額 HK\$'000 千港元	Number of shares 股份數目	Amount 金額 HK\$'000 千港元
Issued and fully paid:	已發行及繳足：				
Balance brought forward and carried forward	承前及結轉結存	3,867,991,673	11,872,683	3,867,991,673	11,872,683

The holders of ordinary shares are entitled to receive dividends as declared from time to time and are entitled to one vote per share at meetings of the Company. All ordinary shares rank equally with regard to the Company's residual assets.

(f) Capital management

The Group's primary objectives when managing capital are to safeguard the Group's ability to meet its obligations and continue as a going concern, so that it can continue to provide returns for shareholders, by pricing products and services commensurately with the level of risk and by securing access to finance at a reasonable cost.

42 資本和儲備(續)

(e) 股本

本公司普通股之變動載列如下：

		2022 二零二二年		2021 二零二一年	
		Number of shares 股份數目	Amount 金額 HK\$'000 千港元	Number of shares 股份數目	Amount 金額 HK\$'000 千港元
Issued and fully paid:	已發行及繳足：				
Balance brought forward and carried forward	承前及結轉結存	3,867,991,673	11,872,683	3,867,991,673	11,872,683

普通股股東有權收取不時宣派的股息，並且有權在本公司大會上按照每持有一股可投一票的比例參與投票。所有普通股在分佔本公司剩餘資產方面享有同等權益。

(f) 資本管理

本集團管理資本的主要目的是保障本集團可持續經營，從而藉着訂定與風險水平相稱的產品和服務價格並以合理成本獲得融資的方式，繼續為股東提供回報。

Notes to the Financial Statements

財務報表附註

(Expressed in Hong Kong dollars) (以港幣列示)

42 CAPITAL AND RESERVES (Continued)

(f) Capital management (Continued)

The capital structure of the Group consists of share capital and reserves as shown in the statement of financial position. In respect of the Group's insurance operations in Hong Kong and Macao, the regulators are interested in ensuring that the subsidiary maintains an appropriate solvency position to meet its liabilities arising from claims maturities and surrenders from its life insurance contracts. Pursuant to the Hong Kong Insurance Ordinance and the Macau Insurance Ordinance, YF Life is required to meet the requirements on solvency margin. If YF Life fails to comply with the requirements, the regulators may require YF Life to submit a plan for the restoration of a sound financial position or a short term financial scheme as appropriate, to the satisfaction of the regulators. YF Life complied with the solvency margin requirements for the year ended 31 December 2022.

On the other hand, certain subsidiaries of the Group, Yunfeng Financial Markets Limited ("YFFM"), Yunfeng Securities Limited ("YFSL") and Yunfeng Asset Management Limited ("YFAM"), are subject to externally imposed capital requirements. YFFM, YFSL and YFAM are regulated by the Securities and Futures Commission (the "SFC") and are required to comply with certain minimum capital requirements according to the Securities and Futures Ordinance. The management monitors YFFM, YFSL and YFAM's liquid capital daily to ensure they meet the minimum liquid capital requirement in accordance with the Securities and Futures (Financial Resources) Rules ("FRR") adopted by the SFC. Under the FRR, YFAM, YFFM and YFSL must maintain its liquid capital in excess of HK\$3 million or 5% of their total adjusted liabilities whichever is higher. The required information was filed with SFC on a monthly or half yearly basis. YFFM, YFSL and YFAM were in compliance with the capital requirements imposed by FRR during the current and prior year.

42 資本和儲備(續)

(f) 資本管理(續)

本集團的資本架構包括財務狀況表所示的股本及儲備。就本集團於香港及澳門的保險業務而言，監管機構欲確保該附屬公司維持適當的償付能力，以履行其人壽保險合同的賠款滿期及退保金所產生的負債。根據《保險業條例》和《保險業務法律制度》，萬通保險必須符合償付準備金的規定。如果萬通保險未能遵守規定，監管機構可要求萬通保險提交恢復健全財務狀況計劃或相關短期財務計劃，直至監管機構滿意為止。截至二零二二年十二月三十一日止年度，萬通保險已遵守償付準備金的規定。

另一方面，本公司若干附屬公司－雲鋒金融市場有限公司（「雲鋒金融市場」）、雲鋒證券有限公司（「雲鋒證券」）及雲鋒資產管理有限公司（「雲鋒資產」）毋須遵守外界制定之資本規定。雲鋒金融市場、雲鋒證券及雲鋒資產受證券及期貨事務監察委員會（「證監會」）所規管，並須根據證券及期貨條例遵守若干最低資本規定。管理層根據證監會採納之證券及期貨（財政資源）規則（「財政資源規則」）每日監察雲鋒金融市場、雲鋒證券及雲鋒資產之流動資金以確保其符合最低流動資金需求。根據財政資源規則，雲鋒資產、雲鋒金融市場及雲鋒證券市場須維持3,000,000港元或佔其經調整負債總額5%（以較高者為準）以上之流動資金。所需資料乃每月或每半年提交予證監會備案。雲鋒金融市場、雲鋒證券及雲鋒資產於本年度及上年度遵守財政資源規則所制定之資本規定。

Notes to the Financial Statements

財務報表附註

(Expressed in Hong Kong dollars) (以港幣列示)

43 EMPLOYEE SHARE-BASED ARRANGEMENTS

(i) Share award scheme

On 17 October 2014, the board of directors approved the adoption of the share award scheme (the “2014 Share Award Scheme”). The purpose of the 2014 Share Award Scheme is to (i) encourage or facilitate the holding of shares by the selected participants; (ii) encourage and retain such individuals to work with the Company and the Group and (iii) provide additional incentive for them to achieve performance goals, and the share award scheme took effect on 30 October 2014. Before vesting, the awarded shares are held in a trust set up by the scheme.

During the Year, there is neither new issue nor outstanding share award under the 2014 Share Award Scheme. During the Year, no Shares had been awarded under the 2014 Share Award Scheme and no awarded shares had been vested, cancelled or lapsed. Therefore, there is no movement for Shares under the 2014 Share Award Scheme during the Year.

With similar purpose of 2014 Share Award Scheme, on 12 December 2016, the board of directors approved the adoption of 2016 Share Award Scheme (the “2016 Share Award Scheme”) and the Company issue of 23,990,000 new ordinary shares of the Company to TMF Trust (HK) Limited to be granted to the Group A Participant (Group A Grantees) as disclosed in the announcement of the Company dated 24 January 2017. The share was issued at value of HK\$5.4 per share.

During the Year, the Group did not issue or award or repurchase any Shares under the 2016 Share Award Scheme.

43 僱員股份安排

(i) 股份獎勵計劃

於二零一四年十月十七日，董事會批准採納股份獎勵計劃（「二零一四年股份獎勵計劃」）。股份獎勵計劃旨在(i)鼓勵或促進獲選參與者持有本公司股份；(ii)鼓勵及挽留有關個人於本集團工作；及(iii)向彼等提供額外獎勵，激勵其達成表現目標，股份獎勵計劃已於二零一四年十月三十日生效。於歸屬前，該等獎勵股份由該計劃設立之受託人持有。

年內未發行新股份，亦不存在二零一四年股份獎勵計劃下的未行使股份獎勵。本年度，沒有任何股份根據二零一四年股份獎勵計劃被授予，且沒有任何授予的股份被歸屬、取消或失效。因此，本年內二零一四年股票獎勵計劃下沒有任何的股份變動。

與二零一四年股份獎勵計劃目的相似，於二零一六年十二月十二日，董事會批准通過二零一六年度股份獎勵計劃（「二零一六年股份獎勵計劃」），及誠如日期為二零一七年一月二十四日的公告所披露，本公司向達盟信託服務（香港）有限公司發行23,990,000股新普通股，以授予A組參與者（A組承授人）。新普通股以每股5.4港元發行。

本集團於年內未根據二零一六年股份獎勵計劃發行或授予或回購任何股份。

Notes to the Financial Statements

財務報表附註

(Expressed in Hong Kong dollars) (以港幣列示)

43 EMPLOYEE SHARE-BASED ARRANGEMENTS (Continued)

(i) Share award scheme (Continued)

The fair value of 2016 Share Award Scheme at the date of the grant are charged to staff costs and related expenses over the projected vesting period being the period for which the services from the employees are rendered with a corresponding credit to employee share-based payment reserve.

Upon vesting and transfer to the awardees, the related cost of the shares are credited to share held for share award scheme, and the related fair value of the shares are debited to share-based payment reserve.

The outstanding unvested awards as at 1 January 2022 and 31 December 2022 as disclosed below under note 43 (iii) were granted to other employees.

43 僱員股份安排 (續)

(i) 股份獎勵計劃 (續)

二零一六年股份獎勵計劃獎勵股份於授出日期之公允價值在預計歸屬期(即有關僱員提供服務之期間)內攤作員工成本及相關開支,並相應記入以股份為基礎之僱員付款儲備。

於歸屬及轉讓予獲授人後,該等股份之有關成本記入就股份獎勵計劃所持之股份,而該等股份之有關公允價值則自以股份為基礎之付款儲備扣除。

於附註43 (iii)中披露的截至二零二二年一月一日和二零二二年十二月三十一日的未歸屬獎勵已授予其他員工。

Notes to the Financial Statements

財務報表附註

(Expressed in Hong Kong dollars) (以港幣列示)

43 EMPLOYEE SHARE-BASED ARRANGEMENTS (Continued)

43 僱員股份安排(續)

(ii) Details of the 2016 Share Award Scheme (to Group A Grantee)

(ii) 授予A組承授人二零一六年股份獎勵計劃詳情

Date of approval by board	Date of award	Awarded sum	Number of shares issued	Number of awarded shares awarded	Average fair value per share	Vesting period
董事會批准日期	授予日期	授予金額 HK\$'000 千港元	所發行 股份數目	已授予股份 獎勵數目	每股加權 公允價值 HK\$ 港元	歸屬期間
24 January 2017 二零一七年一月二十四日	24 January 2017 二零一七年一月二十四日	26,499	5,997,500	5,047,500	5.25	24 January 2017 – 4 May 2017 二零一七年一月二十四日至 二零一七年五月四日
24 January 2017 二零一七年一月二十四日	24 January 2017 二零一七年一月二十四日	26,499	5,997,500	5,047,500	5.25	24 January 2017 – 4 May 2018 二零一七年一月二十四日至 二零一八年五月四日
24 January 2017 二零一七年一月二十四日	24 January 2017 二零一七年一月二十四日	26,499	5,997,500	5,047,500	5.25	24 January 2017 – 4 May 2019 二零一七年一月二十四日至 二零一九年五月四日
24 January 2017 二零一七年一月二十四日	24 January 2017 二零一七年一月二十四日	26,499	5,997,500	5,047,500	5.25	24 January 2017 – 4 May 2020 二零一七年一月二十四日至 二零二零年五月四日
25 April 2018 二零一八年四月二十五日	25 April 2018 二零一八年四月二十五日	3,242	-	712,500	4.55	25 April 2018 – 4 May 2018 二零一八年四月二十五日至 二零一八年五月四日
25 April 2018 二零一八年四月二十五日	25 April 2018 二零一八年四月二十五日	3,242	-	712,500	4.55	25 April 2018 – 4 May 2019 二零一八年四月二十五日至 二零一九年五月四日
25 April 2018 二零一八年四月二十五日	25 April 2018 二零一八年四月二十五日	3,242	-	712,500	4.55	25 April 2018 – 4 May 2020 二零一八年四月二十五日至 二零二零年五月四日
25 April 2018 二零一八年四月二十五日	25 April 2018 二零一八年四月二十五日	3,242	-	712,500	4.55	25 April 2018 – 4 May 2021 二零一八年四月二十五日至 二零二一年五月四日

Details of the 2016 Share Award Scheme (to Group B Grantee)

授予B組承授人二零一六年股份獎勵計劃詳情

Date of approval by board	Date of award	Awarded sum	Number of shares repurchased	Number of awarded shares awarded	Average fair value per share	Vesting period
董事會批准日期	授予日期	授予金額 HK\$'000 千港元	回購 股份數目	已授予股份 獎勵數目	每股加權 公允價值 HK\$ 港元	歸屬期間
26 January 2018 二零一八年一月二十六日	26 January 2018 二零一八年一月二十六日	5,786	950,000	950,000	6.09	26 January 2018 – 2 February 2018 二零一八年一月二十六日至 二零一八年二月二日
21 May 2018 二零一八年五月二十一日	21 May 2018 二零一八年五月二十一日	94,298	19,050,000	19,050,000	4.95	21 May 2018 – 28 May 2018 二零一八年五月二十一日至 二零一八年五月二十八日

Notes to the Financial Statements

財務報表附註

(Expressed in Hong Kong dollars) (以港幣列示)

43 EMPLOYEE SHARE-BASED ARRANGEMENTS (Continued)

43 僱員股份安排 (續)

(iii) Details of the 2016 Share Award Scheme vested, cancelled and modification of service condition to Group A Grantee

(iii) 已歸屬、取消及修改服務條件之二零一六年股份獎勵計劃詳情

Grant date on 24 January 2017

授予日：二零一七年一月二十四日

Vesting date	歸屬日期	Number of awarded shares awarded 已授予股份獎勵數目	Number of awarded shares vested 已歸屬授予股份數目	Number of awarded shares cancelled and forfeited 已撤銷及放棄授予股份數目	Number of awarded share remains outstanding 尚未行使已授予股份數目
		A	B	C	D = A - B - C
As of 31 December 2020 and 1 January 2021	截至二零二零年十二月三十一日及二零二一年一月一日				
4 May 2017	二零一七年五月四日	5,047,500	4,510,000	537,500	-
4 May 2018	二零一八年五月四日	5,047,500	3,372,500	1,675,000	-
4 May 2019	二零一九年五月四日	5,047,500	-	4,800,000	247,500
4 May 2020	二零二零年五月四日	5,047,500	-	4,800,000	247,500
Total	總額	20,190,000	7,882,500	11,812,500	495,000
Movement for the year 2021	二零二一年度變動				
4 May 2017	二零一七年五月四日	-	-	-	-
4 May 2018	二零一八年五月四日	-	-	-	-
4 May 2019	二零一九年五月四日	-	-	97,500	-
4 May 2020	二零二零年五月四日	-	-	97,500	-
As of 31 December 2021 and 1 January 2022	截至二零二一年十二月三十一日及二零二二年一月一日				
4 May 2017	二零一七年五月四日	5,047,500	4,510,000	537,500	-
4 May 2018	二零一八年五月四日	5,047,500	3,372,500	1,675,000	-
4 May 2019	二零一九年五月四日	5,047,500	-	4,897,500	150,000
4 May 2020	二零二零年五月四日	5,047,500	-	4,897,500	150,000
Total	總額	20,190,000	7,882,500	12,007,500	300,000
Movement for the year	本年度變動				
4 May 2017	二零一七年五月四日	-	-	-	-
4 May 2018	二零一八年五月四日	-	-	-	-
4 May 2019	二零一九年五月四日	-	-	-	-
4 May 2020	二零二零年五月四日	-	-	-	-
As of 31 December 2022	截至二零二二年十二月三十一日				
4 May 2017	二零一七年五月四日	5,047,500	4,510,000	537,500	-
4 May 2018	二零一八年五月四日	5,047,500	3,372,500	1,675,000	-
4 May 2019	二零一九年五月四日	5,047,500	-	4,897,500	150,000
4 May 2020	二零二零年五月四日	5,047,500	-	4,897,500	150,000
Total	總額	20,190,000	7,882,500	12,007,500	300,000

Notes to the Financial Statements

財務報表附註

(Expressed in Hong Kong dollars) (以港幣列示)

43 EMPLOYEE SHARE-BASED ARRANGEMENTS (Continued)

(iii) Details of the 2016 Share Award Scheme vested, cancelled and modification of service condition to Group A Grantee (Continued)

The awarded share remains outstanding due to service condition modification.

Grant date on 25 April 2018

43 僱員股份安排 (續)

(iii) 已歸屬、取消及修改服務條件之二零一六年股份獎勵計劃詳情 (續)

由於服務條件變化，已授予股份尚未行使。

授予日：二零一八年四月二十五日

Vesting date	歸屬日期	Number of awarded shares awarded 已授予股份獎勵數目	Number of awarded shares vested 已歸屬授予股份數目	Number of awarded shares cancelled and forfeited 已撤銷及放棄授予股份數目	Number of awarded share remains outstanding 尚未行使已授予股份數目
As of 31 December 2020 and 1 January 2021	截至二零二零年十二月三十一日及二零二一年一月一日				
4 May 2018	二零一八年五月四日	712,500	712,500	-	-
4 May 2019	二零一九年五月四日	712,500	-	200,000	512,500
4 May 2020	二零二零年五月四日	712,500	-	200,000	512,500
4 May 2021	二零二一年五月四日	712,500	-	200,000	512,500
Total	總額	2,850,000	712,500	600,000	1,537,500
Movement for the year 2021	二零二一年度變動				
4 May 2018	二零一八年五月四日	-	-	-	-
4 May 2019	二零一九年五月四日	-	-	512,500	-
4 May 2020	二零二零年五月四日	-	-	512,500	-
4 May 2021	二零二一年五月四日	-	-	512,500	-
As of 31 December 2021 and 1 January 2022	截至二零二一年十二月三十一日及二零二二年一月一日				
4 May 2018	二零一八年五月四日	712,500	712,500	-	-
4 May 2019	二零一九年五月四日	712,500	-	712,500	-
4 May 2020	二零二零年五月四日	712,500	-	712,500	-
4 May 2021	二零二一年五月四日	712,500	-	712,500	-
Total	總額	2,850,000	712,500	2,137,500	-
Movement for the year	本年度變動				
4 May 2018	二零一八年五月四日	-	-	-	-
4 May 2019	二零一九年五月四日	-	-	-	-
4 May 2020	二零二零年五月四日	-	-	-	-
4 May 2021	二零二一年五月四日	-	-	-	-
As of 31 December 2022	截至二零二二年十二月三十一日				
4 May 2018	二零一八年五月四日	712,500	712,500	-	-
4 May 2019	二零一九年五月四日	712,500	-	712,500	-
4 May 2020	二零二零年五月四日	712,500	-	712,500	-
4 May 2021	二零二一年五月四日	712,500	-	712,500	-
Total	總額	2,850,000	712,500	2,137,500	-

Notes to the Financial Statements

財務報表附註

(Expressed in Hong Kong dollars) (以港幣列示)

43 EMPLOYEE SHARE-BASED ARRANGEMENTS (Continued)

(iv) Details of the 2016 Share Award Scheme vested, cancelled and modification of service condition to Group B Grantee

Vesting date	歸屬日期	Number of awarded shares awarded 已授予股份獎勵數目	Number of awarded shares vested 已歸屬授予股份數目	Number of awarded shares cancelled 已撤銷授予股份數目	Number of awarded shares forfeited 已放棄授予股份數目	Number of awarded share remains outstanding 尚未行使已授予股份數目
		A	B	C	D	E=A-B-C-D
2 February 2018	二零一八年二月二日	950,000	950,000	-	-	-
28 May 2018	二零一八年五月二十八日	19,050,000	19,050,000	-	-	-
As of 31 December 2018	截至二零一八年十二月三十一日	20,000,000	20,000,000	-	-	-

There is no movement for 2016 Share Award Scheme to Group B Grantee for the year.

43 僱員股份安排 (續)

(iv) 已歸屬、取消及修改服務條件之二零一六年股份獎勵計劃詳情

本年度，授予B組承授人的二零一六年股份獎勵計劃未出現變動。

44 INTERESTS IN STRUCTURED ENTITIES

Interest in consolidated structure entities

The Group had consolidated certain structured entities, mainly funds related to wealth management operation. For those structured entities where the Group is involved as manager or as investor, the Group assesses the extent of controlling power according to relevant group accounting policies.

As at 31 December 2022, the net assets of consolidated limited partnership fund entities as detailed in note 25 amounted to HK\$382 million (2021: HK\$535 million) with net carrying interest held by the Group being HK\$251 million (2021: HK\$352 million).

Interests held by other investors in these consolidated structured entities, mainly fund entities were classified as financial liabilities at fair value through profit or loss of the consolidated statements of financial position with fair value change of financial liability at fair value through profit or loss presented in the consolidated income statement.

At year end, the Group reassessed the control of structured entities and decided whether the Group is a principal.

44 結構化實體的權益

合併結構化實體權益

本集團擁有若干合併入賬的結構化實體，主要包括為財富管理運營的基金產品。對於本集團作為管理人或投資者的該等結構化實體，本集團會根據相關的集團會計政策評估控制權。

於二零二二年十二月三十一日，合併有限合夥基金實體（詳見附註25）淨資產為3.82億港元（二零二一年：5.35億港元），本集團持有淨資產為2.51億港元（二零二一年：3.52億港元）。

其他投資者持有合併結構化單位的權益，主要為基金實體，在綜合財務狀況表中劃歸為以公允價值計量且其變動計入損益的金融負債，以公允價值計量且其變動計入損益的金融負債之公允價值變動在綜合收益表內列示。

於年末，本集團重新評估對結構化實體的控制，並決定本集團是否仍為主事人。

Notes to the Financial Statements

財務報表附註

(Expressed in Hong Kong dollars) (以港幣列示)

44 INTERESTS IN STRUCTURED ENTITIES

(Continued)

Interest in unconsolidated structure entities

Among those structured entities held by the Group where the Group directly or indirectly involves as investment manager or in equivalent capacity, the Group regularly assesses and determines whether:

- the Group is acting as an agent or a principal in these investment funds;
- substantive removal rights held by other parties may remove the Group as an investment fund manager; and
- the investment interests held together with its remuneration from servicing and managing these structured entities create significant exposure to variability of returns in these investment funds.

In the opinion of the directors, the variable returns that the Group to these structured entities is not significant and the Group is primarily acting as an agent. Therefore, the Group did not consolidate these structured entities.

The Group classified its investment in those unconsolidated entities as FVOCI investments with minimal loss exposure due to small investment amount involved.

44 結構化實體的權益(續)

未合併結構化實體權益

就本集團所持有並由本集團(作為投資管理人)直接或間接參與的投資基金，本集團定期評估及確定：

- 本集團是否作為該等投資基金的代理或主事人；
- 其他各方是否持有可免除本集團作為投資基金管理人職務之實質罷免權；及
- 所持投資權益連同服務及管理該等結構化實體的酬金是否使該等投資基金的回報承受重大變化風險。

董事認為，本集團於該等結構化實體的可變回報並不重大，及本集團主要擔當代理。因此，本集團並未合併這些結構化實體。

本集團將其於未合併實體的投資劃歸為以公允價值計量且其變動計入其他全面收益投資，由於涉及投資額小，風險敞口亦很低。

Notes to the Financial Statements

財務報表附註

(Expressed in Hong Kong dollars) (以港幣列示)

45 COMMITMENTS

(a) Capital commitments

As at 31 December 2022, the Group has no (2021: HK\$29.9 million) capital commitment contracted but not provided for.

(b) Investment commitments

- (i) In the normal course of business, the Group enters into commitments to purchase certain investments and capital contribution commitments to third party managed fund investment. The Group has investment commitments contracted for amounted to HK\$1,406,145,000 (2021: HK\$776,881,000).
- (ii) As at 31 December 2022, the Group has capital commitment to a joint venture for an amount of US\$20 million (2021: US\$20 million) with US\$13.93 million (2021: US\$13.93 million) has been contributed.
- (iii) As disclosed in the announcement of the Company dated 4 February 2016, YFFM (formerly known as Reorient Financial Markets Limited), a wholly owned subsidiary of the Company, entered into a joint venture agreement with Giant Investment Co., Ltd., and Jiangsu YuWell Technology Development Co., Ltd. ("Jiangsu Limited") on that day. As disclosed in the circular of the Company dated 29 April 2016, the joint venture agreement was superseded and replaced by the amended and restated joint venture agreement entered among YFFM, Hangzhou Dr. Herbs Electronics Commerce Company Limited and Jiangsu Limited on 13 April 2016. Upon establishment of the joint venture company after obtaining all necessary approval as defined and disclosed in the circular, YFFM is committed to contribute RMB1,290,000,000 of the registered capital of the joint venture company.

45 承擔

(a) 資本承擔

截至二零二二年十二月三十一日，本集團無承擔(二零二一年：2,990萬港元)的已簽約但未備撥之資本承擔。

(b) 投資承擔

- (i) 在正常業務過程中，本集團作出購買若干投資的承諾，以及向第三方管理基金投資作出出資承諾。本集團已訂約的合同投資承諾為1,406,145,000港元(二零二一年：776,881,000港元)。
- (ii) 於二零二二年十二月三十一日，本集團已向一家合營企業作出資本承擔額2,000萬美元(二零二一年：2,000萬美元)，已供款1,393萬美元(二零二一年：1,393萬美元)。
- (iii) 誠如二零一六年二月四日刊發之本公司公告所披露，於當日，本公司的全資附屬公司雲鋒金融市場有限公司(「雲鋒金融市場」)(前稱瑞東金融市場有限公司)，與巨人投資有限公司及江蘇魚躍科技發展有限公司(「江蘇公司」)簽立有關成立合營企業的發起人協議。誠如二零一六年四月二十九日本公司通函所披露，於二零一六年四月十三日，雲鋒金融市場與杭州禾博士電子商務有限公司(「禾博士」)和江蘇公司簽立有關成立合營企業的經修訂及重列發起人協議取替及取代有關成立合營企業的發起人協議。誠如通函所定義及披露，雲鋒金融市場在合營企業取得所有必須的批准後為合營企業註冊資本承擔的出資金額為人民幣1,290,000,000元。

Notes to the Financial Statements

財務報表附註

(Expressed in Hong Kong dollars) (以港幣列示)

46 MATERIAL RELATED PARTY TRANSACTIONS

(a) Transactions with key management personnel

The remuneration for key management personnel of the Group is as follows:

		2022 二零二二年 HK\$'000 千港元	2021 二零二一年 HK\$'000 千港元
Short term employee benefits	短期僱員福利	38,129	19,496
Post-employment benefits	離職後福利	2,582	348
Equity compensation benefits	權益計酬福利	-	-
		40,711	19,844

Total remuneration is included in "staff costs" in note 11(a) to the financial statements.

During the year, no (2021: Nil) transaction and management fee related to key management personnel's securities brokerage and wealth management transaction is waived by the Group.

本集團之主要管理人員酬金如下：

酬金總額計入財務報表附註11(a)「員工成本」。

本年度內，本集團沒有豁免與主要管理人員證券經紀及財富管理交易有關的(二零二一年：無)交易及管理費用。

(b) Transactions with other related parties

		2022 二零二二年 HK\$'000 千港元	2021 二零二一年 HK\$'000 千港元
Brokerage fee income (note (i))	經紀費收入(附註(i))	5,692	1,633
Investment management fee paid (note (ii))	已付投資管理費(附註(ii))	83,921	94,681
Transitional services fee paid (note (iii))	已付過渡服務費(附註(iii))	-	8,759
Policies endorsement fee paid (note (iv))	已付保單批單費(附註(iv))	4,420	5,066
Management fee and advisory fee income from a joint venture and co-manager of the joint venture	合營企業及該合營企業 聯席經理的管理費及 顧問費收入	2,419	2,205
Premiums and fee income (note (v))	保費及費用收入(附註(v))	1,451	1,281

(b) 與其他關聯方的交易

Notes to the Financial Statements

財務報表附註

(Expressed in Hong Kong dollars) (以港幣列示)

46 MATERIAL RELATED PARTY TRANSACTIONS (Continued)

(b) Transactions with other related parties (Continued)

Note:

- (i) During the year ended 31 December 2022 and 31 December 2021, the Group provided brokerage services to (i) companies where the Company's chairman, Mr. Yu Feng ("Mr. Yu") is a director and substantial shareholder and Mr. Huang Xin ("Mr. Huang"), the executive director, is a director (ii) key management of the Company.
- (ii) The Group paid an investment management fee to an affiliate of a substantial shareholder who appointed a director to the board of the Company, for management service provided to YF Life's investment portfolio.
- (iii) The fee was paid to a substantial shareholder, who appointed a director to the board of the Company, for certain treasury and financial reporting services relating to investment or portfolio management and other information technology related services to YF Life.
- (iv) The fee is paid to an affiliate of a substantial shareholder, who appointed a director to the board of the Company, for the provision of claims payment endorsement to the life insurance outstanding policies of YF Life until such policies mature.
- (v) During the year, the Group has received premium and fee income from a company where the Company's chairman, Mr. Yu is a director and shareholder.

46 重大關聯人士交易 (續)

(b) 與其他關聯方的交易 (續)

附註：

- (i) 於二零二二年十二月三十一日及二零二一年十二月三十一日止年度，本集團向(i)一間公司(本公司主席虞鋒先生(「虞先生」)為董事及主要股東，黃鑫(「黃先生」)為執行董事)及(ii)本公司的關鍵管理人員提供經紀服務。
- (ii) 本集團就向萬通保險的投資組合提供的管理服務向一名主要股東(委任為本公司董事會董事)的聯屬公司支付了投資管理費。
- (iii) 就萬通保險有關的投資或投資組合管理及其他資訊技術相關服務的某些資金和財務報告服務，向一名主要股東(委任為本公司董事會董事)支付該筆費用。
- (iv) 為萬通保險的人壽保險未付保單提供賠款支付批單，直至該等保單逾期，向一名主要股東(委任為本公司董事會董事)的一家聯營公司支付該筆費用。
- (v) 於年內，本集團收取的保費及費用收入來自一間公司(本公司主席虞先生為該公司之董事及股東)。

Notes to the Financial Statements

財務報表附註

(Expressed in Hong Kong dollars) (以港幣列示)

47 COMPANY-LEVEL STATEMENT OF FINANCIAL POSITION AT 31 DECEMBER 2022

47 於二零二二年十二月三十一日公司層面之財務狀況報表

		Note	2022 二零二二年 HK\$'000 千港元	2021 二零二一年 HK\$'000 千港元
		附註		
Assets	資產			
Interests in subsidiaries	於附屬公司之權益		11,408,971	11,399,632
Property	物業		8,163	13,697
Other receivables and prepayments	其他應收款項及預付款項		9,286	8,801
Cash and cash equivalents	現金及現金等值項目		44,738	110,374
Total assets	資產總額		11,471,158	11,532,504
Liabilities	負債			
Accrued expenses and other payables	應計費用及其他應付款項		143	143
Lease liability	租賃負債		9,659	14,965
Bank borrowings	銀行借款	40	1,393,166	1,381,776
Total liabilities	負債總額		1,402,968	1,396,884
NET ASSETS	資產淨值		10,068,190	10,135,620
EQUITY	權益			
Share capital	股本	42(a)	11,872,180	11,872,180
Reserves	儲備	42(a)	(1,803,990)	(1,736,560)
TOTAL EQUITY	權益總額		10,068,190	10,135,620

Approved and authorised for issue by the Board on 30 March 2023 and are signed on its behalf by:

於二零二三年三月三十日獲董事會批准及授權刊發並由下列代表簽署：

Huang Xin
黃鑫
Executive Director and
Interim Chief Executive Officer
執行董事兼代理行政總裁

Hai Olivia Ou
海歐
Non-Executive Director
非執行董事

Notes to the Financial Statements

財務報表附註

(Expressed in Hong Kong dollars) (以港幣列示)

48 IMMEDIATE AND ULTIMATE CONTROLLING PARTY

At 31 December 2022, the directors consider the immediate parent and ultimate holding company of the Company to be Yunfeng Financial Holdings Limited which is incorporated in the Cayman Islands and beneficially owned as to 29.85% and 70.15% by Mr. Ma Yun and Mr. Yu Feng, respectively. Yunfeng Financial Holdings Limited does not produce financial statements available for public use.

49 POSSIBLE IMPACT OF AMENDMENTS, NEW STANDARDS AND INTERPRETATIONS ISSUED BUT NOT YET EFFECTIVE FOR THE YEAR ENDED 31 DECEMBER 2022

Up to the date of issue of these financial statements, the HKICPA has issued a number of amendments and a new standard, HKFRS 17, *Insurance Contracts*, which are not yet effective for the year 31 December 2022 and which have not been adopted in these financial statements. These developments include the following which may be relevant to the Group.

48 直接和最終控權方

董事認為本公司於二零二二年十二月三十一日之直接母公司及最終控股公司為雲鋒金融控股有限公司，該公司於開曼群島註冊成立，並由馬雲先生及虞鋒先生實際擁有29.85%及70.15%股權。雲鋒金融控股有限公司並無編製財務報表以供公眾人士使用。

49 已頒佈但尚未在截至二零二二年十二月三十一日止年度生效的修訂、新標準和詮釋所產生的可能影響

截至本財務報表刊發日，香港會計師公會頒佈了多項修訂及新訂的《香港財務報告準則第17號》「保險合同」，該等修訂及新準則尚未於截至二零二二年十二月三十一日止年度生效，亦尚未應用於本財務報表。這些準則變化包括下列可能與本集團有關的項目。

Notes to the Financial Statements

財務報表附註

(Expressed in Hong Kong dollars) (以港幣列示)

49 POSSIBLE IMPACT OF AMENDMENTS, NEW STANDARDS AND INTERPRETATIONS ISSUED BUT NOT YET EFFECTIVE FOR THE YEAR ENDED 31 DECEMBER 2022 (Continued)

49 已頒佈但尚未在截至二零二二年十二月三十一日止年度生效的修訂、新標準和詮釋所產生的可能影響(續)

	Effective for accounting periods beginning on or after 在以下日期或之後 開始的會計期間生效
HKFRS 17, <i>Insurance contracts</i> 《香港財務報告準則》第17號「保險合同」	1 January 2023 二零二三年一月一日
Amendments to HKAS 1 and HKFRS Practice Statement 2, <i>Disclosure of accounting policies</i> 《香港會計準則》第1號及《香港財務報告準則實務公告》第2號修訂「會計政策披露」	1 January 2023 二零二三年一月一日
Amendments to HKAS 8, <i>Definition of accounting estimates</i> 《香港會計準則》第8號修訂「會計估計的定義」	1 January 2023 二零二三年一月一日
Amendments to HKAS 12, <i>Deferred tax related to assets and liabilities arising from a single transaction</i> 《香港會計準則》第12號修訂「與單項交易產生的資產和負債相關的遞延所得稅」	1 January 2023 二零二三年一月一日
Amendments to HKFRS 16, <i>Lease liability in sale and leaseback</i> 《香港會計準則》第16號修訂「售後租回交易中的租賃負債」	1 January 2024 二零二四年一月一日
Amendments to HKAS 1, <i>Classification of liabilities as current or non-current</i> 《香港會計準則》第1號修訂「流動與非流動負債的劃分」	1 January 2024 二零二四年一月一日
Amendments to HKAS 1, <i>Non-current liabilities with covenants</i> 《香港會計準則》第1號修訂「附有契約條件的非流動負債」	1 January 2024 二零二四年一月一日

The group is in the process of making an assessment of what the impact of these developments is expected to be in the period of initial application. So far it has concluded that the adoption of them is unlikely to have a significant impact on the consolidated financial statements, except for HKFRS 17 *Insurance Contracts* which will be effective for annual periods beginning on 1 January 2023, with comparative information restated. This standard sets out the requirements that the Group should apply in accounting for insurance contracts it issues and reinsurance contracts it holds, and apply retrospectively.

本集團正在評估這些準則變化對初始採用期間的影響。截至目前為止，本集團認為，除《香港財務報告準則》第17號－「保險合同」外，採納這些修訂不大可能會對本集團的綜合財務報表產生重大影響，《香港財務報告準則》第17號將於二零二三年一月一日開始的年度期間生效，需重述比較信息。該準則闡明本集團在對其簽發的保險合同和持有的再保險合同進行會計處理時應採用的要求，本集團追溯應用相關要求。

Notes to the Financial Statements

財務報表附註

(Expressed in Hong Kong dollars) (以港幣列示)

49 POSSIBLE IMPACT OF AMENDMENTS, NEW STANDARDS AND INTERPRETATIONS ISSUED BUT NOT YET EFFECTIVE FOR THE YEAR ENDED 31 DECEMBER 2022 (Continued)

The group is currently in the process of assessing the impact of HKFRS 17 and redesignation of financial assets upon adoption on 1 January 2023, and the transition work has not been finalised. The actual impact of adopting HKFRS 17 and related redesignation of financial assets may change because:

- the Group is continuing to refine the new accounting processes and internal controls required for applying HKFRS 17;
- although parallel runs were carried out in the second half of 2022, the new systems and associated controls in place have not been operational for a more extended period;
- the Group has not finalised the testing and assessment of controls over its new IT systems and changes to its governance framework; and
- the new accounting policies, assumptions, judgements and estimation techniques employed are subject to change until the Group finalises its first financial statements that include the date of initial application.

49 已頒佈但尚未在截至二零二二年十二月三十一日止年度生效的修訂、新標準和詮釋所產生的可能影響(續)

本集團目前正在評估於二零二三年一月一日採用《香港財務報告準則》第17號後，《香港財務報告準則》第17號和重新指定金融資產產生的影響，最終過渡工作尚未完成。採用《香港財務報告準則》第17號及對金融資產的相關重新指定的實際影響可能發生變化，原因如下：

- 本集團正繼續完善應用《香港財務報告準則》第17號所需的新會計核算流程及內部控制；
- 儘管新舊系統已在二零二二年下半年並行運行，但所設新系統和相關控制尚未可在進一步延長的期間內使用；
- 對於與其新信息技術系統相關的控制，本集團尚未最終完成對該等控制的測試和評估並修改其治理框架的變更；和
- 在本集團最終完成其首份包含首次執行日的財務報表前，所採用的新會計政策、假設、判斷和估計技術可能發生變化。

Notes to the Financial Statements

財務報表附註

(Expressed in Hong Kong dollars) (以港幣列示)

49 POSSIBLE IMPACT OF AMENDMENTS, NEW STANDARDS AND INTERPRETATIONS ISSUED BUT NOT YET EFFECTIVE FOR THE YEAR ENDED 31 DECEMBER 2022 (Continued)

HKFRS 17 Insurance Contracts

HKFRS 17 replaces HKFRS 4 *Insurance Contracts* and is effective for annual periods beginning on or after 1 January 2023.

(i) Identifying contracts in the scope of HKFRS 17

HKFRS 17 establishes principles for the recognition, measurement, presentation and disclosure of insurance contracts, reinsurance contracts and investment contracts with discretionary participation features (“DPF”).

When identifying contracts in the scope of HKFRS 17, in some cases the Group will have to assess whether a set or series of contracts needs to be treated as a single contract and whether embedded derivatives, investment components and goods and services components have to be separated and accounted for under another standard. For insurance and reinsurance contracts, the Group does not expect significant changes arising from the application of these requirements.

For investment contracts with DPF, under HKFRS 17, the Group will consider all of the discretionary benefits in the measurement of the liabilities and applies the presentation and disclosure requirements of HKFRS 17.

49 已頒佈但尚未在截至二零二二年十二月三十一日止年度生效的修訂、新標準和詮釋所產生的可能影響(續)

《香港財務報告準則》第17號 – 「保險合同」

《香港財務報告準則》第17號取代《香港財務報告準則》第4號 – 「保險合同」，並在二零二三年一月一日或之後開始的年度期間生效。

(i) 識別《香港財務報告準則》第17號適用範圍內的合同

《香港財務報告準則》第17號確立了針對保險合同、再保險合同和具有酌情參與分紅特點的投資合同的確認、計量、列報和披露的原則。

在識別《香港財務報告準則》第17號適用範圍內的合同時，在某些情況下，本集團將需要評估是否需要將一組或一系列合同視為單一合同，以及嵌入衍生工具、投資成分以及商品和服務成分是否需要拆分出來並按其他準則核算。對於保險和再保險合同，本集團預計應用這些要求不會導致重大變更。

對於具有酌情參與分紅特點的投資合同，根據《香港財務報告準則》第17號，本集團將在計量負債時考慮所有酌情給付，並應用《香港財務報告準則》第17號的列報和披露要求。

Notes to the Financial Statements

財務報表附註

(Expressed in Hong Kong dollars) (以港幣列示)

49 POSSIBLE IMPACT OF AMENDMENTS, NEW STANDARDS AND INTERPRETATIONS ISSUED BUT NOT YET EFFECTIVE FOR THE YEAR ENDED 31 DECEMBER 2022 (Continued)

HKFRS 17 Insurance Contracts (Continued)

(ii) Level of aggregation

Under HKFRS 17, insurance contracts and investment contracts with DPF are aggregated into groups for measurement purposes. Groups of contracts are determined by first identifying portfolios of contracts, each comprising contracts subject to similar risks and managed together. Contracts in different product lines are expected to be in different portfolios. Each portfolio is then divided into semi-annual cohorts (i.e. by year of issue) and each semi-annual cohort into three groups:

- any contracts that are onerous on initial recognition;
- any contracts that, on initial recognition, have no significant possibility of becoming onerous subsequently; and
- any remaining contracts in the semi-annual cohort.

When a contract is recognised, it is added to an existing group of contracts or, if the contract does not qualify for inclusion in an existing group, it forms a new group to which future contracts may be added. Groups of reinsurance contracts are established such that each group comprises a single contract.

The level of aggregation requirements of HKFRS 17 limit the offsetting of gains on groups of profitable contracts, which are generally deferred as a contractual service margin ("CSM"), against losses on groups of onerous contracts, which are recognised immediately (see (iv)). Compared with the level at which the liability adequacy test is performed under HKFRS 4 (i.e. portfolio of contracts level), the level of aggregation under HKFRS 17 is more granular and is expected to result in more contracts being identified as onerous and losses on onerous contracts being recognised sooner.

49 已頒佈但尚未在截至二零二二年十二月三十一日止年度生效的修訂、新標準和詮釋所產生的可能影響 (續)

《香港財務報告準則》第17號 – 「保險合同」(續)

(ii) 匯總層面

根據《香港財務報告準則》第17號，保險合同和具有酌情參與分紅特點的投資合同將匯總分組以進行計量。確定合同組時，首先需識別合同組合，每個合同組合包含具有相似風險且統一管理的合同。不同產品線簽發的合同預計歸入不同組合。然後，每個組合細分為半年度組合（即按發行年份細分），每個半年度組合再分為三組：

- 初始確認時為虧損的任何合同；
- 任何初始確認時無顯著可能變為虧損的合同；
- 半年度組合內所有剩餘合同。

在確認合同時，將其添加至現有合同組，或如果該合同不符合納入現有合同組的條件，則該合同構成一個新分組，未來的合同可添加至該合同組中。本集團設立再保險合同組，使得每組合同構成一個單一合同。

《香港財務報告準則》第17號的匯總層面要求限制用盈利合同組的收益（通常遞延作為合同服務邊際（「CSM」））來抵消虧損合同組的虧損，該等虧損立即予以確認（參見(iv)）。與根據《香港財務報告準則》第4號執行負債充足性測試的層面（即合同組合層面）相比，《香港財務報告準則》第17號下的匯總層面更為精細，預計將會使更多合同被識別為虧損合同，虧損合同的虧損將更早予以確認。

Notes to the Financial Statements

財務報表附註

(Expressed in Hong Kong dollars) (以港幣列示)

49 POSSIBLE IMPACT OF AMENDMENTS, NEW STANDARDS AND INTERPRETATIONS ISSUED BUT NOT YET EFFECTIVE FOR THE YEAR ENDED 31 DECEMBER 2022 (Continued)

HKFRS 17 Insurance Contracts (Continued)

(iii) Contract boundaries

Under HKFRS 17, the measurement of a group of contracts includes all of the future cash flows within the boundary of each contract in the group. Compared with the current accounting, the Group expects that for certain contracts the HKFRS 17 contract boundary requirements will change the scope of cash flows to be included in the measurement of existing recognised contracts, as opposed to future unrecognised contracts. The period covered by the premiums within the contract boundary is the 'coverage period', which is relevant when applying a number of requirements in HKFRS 17.

Insurance contracts

For insurance contracts, cash flows are within the contract boundary if they arise from substantive rights and obligations that exist during the reporting period in which the Group can compel the policyholder to pay premiums or has a substantive obligation to provide services (including insurance coverage and investment services). A substantive obligation to provide services ends when:

- the Group has the practical ability to reassess the risks of the particular policyholder and can set a price or level of benefits that fully reflects those reassessed risks; or
- the Group has the practical ability to reassess the risks of the portfolio that contains the contract and can set a price or level of benefits that fully reflects the risks of that portfolio, and the pricing of the premiums up to the reassessment date does not take into account risks that relate to periods after the reassessment date.

49 已頒佈但尚未在截至二零二二年十二月三十一日止年度生效的修訂、新標準和詮釋所產生的可能影響 (續)

《香港財務報告準則》第17號 – 「保險合同」(續)

(iii) 合同邊界

根據《香港財務報告準則》第17號，合同組的計量，應包括組內每一合同邊界內的所有未來現金流量。與目前的會計處理相比，本集團預計，對於某些合同，《香港財務報告準則》第17號下的合同邊界要求將改變擬納入現有已確認合同（相對於未來未確認合同）的計量中的現金流量範圍。合同邊界內保費所涵蓋的期間為「保險責任期間」，在應用《香港財務報告準則》第17號中多項要求時，會涉及保險責任期間。

保險合同

對於保險合同，如果現金流量來自於報告期間存在的實質性權利和義務，且在該報告期間本集團能夠強制要求保單持有人支付保費，或本集團有實質性義務提供服務（包括保險責任和投資服務），則現金流量在合同邊界內。提供服務的實質性義務在符合以下條件時終止：

- 本集團有實際能力去重新評估特定保單持有人的風險，並可據此重新設定價格或給付水平以充分反映該重新評估後的風險；或者
- 本集團有實際能力去重新評估該合同所屬合同組合的風險，並可據此重新設定價格或給付水平以充分反映該合同組合的風險，且重新評估日前對應保費在定價時未考慮重新評估日後各期間的相關風險。

49 POSSIBLE IMPACT OF AMENDMENTS, NEW STANDARDS AND INTERPRETATIONS ISSUED BUT NOT YET EFFECTIVE FOR THE YEAR ENDED 31 DECEMBER 2022 (Continued)

HKFRS 17 Insurance Contracts (Continued)

(iii) Contract boundaries (Continued)

Investment contracts with DPF

For investment contracts with DPF, the cash flows are within the contract boundary if they result from a substantive obligation of the Group to deliver cash at a present or future date. The Group has no substantive obligation to deliver cash if it has the practical ability to set a price for the promise to deliver the cash that fully reflects the amount of cash promised and related risks.

Reinsurance contracts

For reinsurance contracts, cash flows are within the contract boundary if they arise from substantive rights and obligations that exist during the reporting period in which the Group is compelled to pay amounts to the reinsurer or has a substantive right to receive services from the reinsurer. A substantive right to receive services from the reinsurer ends when the reinsurer:

- has the practical ability to reassess the risks transferred to it and can set a price or level of benefits that fully reflects those reassessed risks; or
- has a substantive right to terminate the coverage.

49 已頒佈但尚未在截至二零二二年十二月三十一日止年度生效的修訂、新標準和詮釋所產生的可能影響 (續)

《香港財務報告準則》第17號 – 「保險合同」(續)

(iii) 合同邊界 (續)

具有酌情參與分紅特點的投資合同

對於具有酌情參與分紅特點的投資合同，如果現金流量來自於本集團在當前或未來日期交付現金的實質性義務，則相關現金流量處於合同邊界以內。如果本集團有實際能力為交付現金的承諾厘定一個價格，以完全反映承諾的現金數額和相關風險，則本集團不具有交付現金的實質性義務。

再保險合同

對於再保險合同，如果現金流量來自於報告期間存在的實質性權利和義務，且在該報告期間本集團必須向再保險公司支付款項，或有獲得再保險公司所提供服務的實質性權利，則現金流量屬於合同邊界內。獲得再保險公司所提供服務的實質性權利在符合以下條件時終止：

- 再保險公司有實際能力去重新評估向其轉移的風險，並可據此重新設定價格或給付水平以充分反映該重新評估後的風險；或者
- 具有終止保險責任的實質性權利。

Notes to the Financial Statements

財務報表附註

(Expressed in Hong Kong dollars) (以港幣列示)

49 POSSIBLE IMPACT OF AMENDMENTS, NEW STANDARDS AND INTERPRETATIONS ISSUED BUT NOT YET EFFECTIVE FOR THE YEAR ENDED 31 DECEMBER 2022 (Continued)

HKFRS 17 Insurance Contracts (Continued)

(iv) Measurement

HKFRS 17 introduces a measurement model based on the estimates of the present value of future cash flows that are expected to arise as the Group fulfils the contracts, an explicit risk adjustment for non-financial risk and a CSM. These measurement components apply to groups of insurance contracts measured using the general measurement model (“GMM”) and variable fee approach (“VFA”). The key principles of measurement under HKFRS 17 are as follows:

- The current estimate of the future cash flows of a group of contracts are the cash flows within the contract boundary that the Group expects to collect from premiums and pay-out for claims, benefits and expenses, adjusted to reflect the timing and the uncertainty of those amounts.
- The risk adjustment for non-financial risks is applied to the present value of the estimated future cash flows, and it reflects the compensation that the Group requires for bearing the uncertainty about the amount and timing of the cash flows from non-financial risk as the Group fulfils insurance contracts.
- The contractual service margin is a component of the carrying amount of the asset or liability for a group of insurance contracts issued representing the unearned profit that the Group will recognise as it provides insurance contract services in the future.

49 已頒佈但尚未在截至二零二二年十二月三十一日止年度生效的修訂、新標準和詮釋所產生的可能影響 (續)

《香港財務報告準則》第17號 – 「保險合同」(續)

(iv) 計量

《香港財務報告準則》第17號引入了一個新計量模型，該模型基於對本集團履行合同時預期產生的未來現金流量的現值的估計、非金融風險的顯性風險調整和合同服務邊際。這些計量成分適用於使用一般計量模型(「GMM」)和浮動收費法(「VFA」)計量的保險合同組。《香港財務報告準則》第17號的主要計量原則如下：

- 對一組合同未來現金流量的當前估計值，是本集團預期收取保費和支付索賠、給付和費用的合同邊界內的現金流量，需作出調整以反映這些金額的時間和不確定性。
- 非金融風險的風險調整適用於估計的未來現金流量的現值，反映了本集團在履行保險合同時因承擔非金融風險所造成的現金流量金額和時間方面的不確定性而要求的補償。
- 合同服務邊際是已簽發保險合同組的資產或負債賬面金額的組成部分，代表本集團在未來提供保險合同服務時將確認的未賺利潤。

Notes to the Financial Statements

財務報表附註

(Expressed in Hong Kong dollars) (以港幣列示)

49 POSSIBLE IMPACT OF AMENDMENTS, NEW STANDARDS AND INTERPRETATIONS ISSUED BUT NOT YET EFFECTIVE FOR THE YEAR ENDED 31 DECEMBER 2022 (Continued)

HKFRS 17 Insurance Contracts (Continued)

(iv) Measurement (Continued)

- Insurance acquisition cash flows arise from the activities like selling, underwriting and starting a group of contracts that are attributable to the portfolio of contracts to which the group belongs. These cash flows are included in measurement of insurance liability, reducing the contractual services margin recognised on initial recognition and affects the profit or loss through the CSM release process. The Group adds back the portion of premiums intended for recovering these cash flows to each reporting period in a systematic way on the basis of the passage of time as insurance revenue and recognises the same amount of insurance service expenses in profit or loss.
- Cash flows arising from the activities such as contract administration, premium collection, claims management, complaints handling that relate directly to the fulfilment of the contract are also included in the estimates of future cash flows.
- Cash flows that are not directly attributed to the portfolio of insurance contracts are recognised in profit and loss when incurred.
- A loss is recognised immediately in the profit or loss on initial recognition of a group of insurance contracts if that group is onerous.
- The VFA is used for direct participating contracts assuming that significant investment-related service(s) are included in the contract when an entity promises an investment return based on underlying items.

49 已頒佈但尚未在截至二零二二年十二月三十一日止年度生效的修訂、新標準和詮釋所產生的可能影響 (續)

《香港財務報告準則》第17號 – 「保險合同」(續)

(iv) 計量 (續)

- 保險獲取現金流量由歸屬於合同組所屬合同組合下的合同組銷售、承保和啟動等活動產生。這些現金流量納入保險負債的計量，從而減少初始確認時確認的合同服務邊際，並通過合同服務邊際釋放過程影響損益。隨著時間推移，本集團在每個報告期，將用於收回這些現金流量的一部分保費以系統的方式加回作為保險收入，並在損益表內確認相同金額的保險服務費用。
- 與履行合同直接相關的合同管理、收取保費、理賠管理、投訴處理等活動產生的現金流量亦納入未來現金流量的估計中。
- 不直接歸屬於保險合同組合的現金流量在發生時計入損益。
- 對於虧損保險合同組，本集團在該保險合同組初始確認時立即在損益中確認損失。
- 浮動收費法用於具有直接參與分紅特徵的合同，並假定：如果實體就標的項目的投資回報作出承諾，則重大的投資相關服務將納入到合同中。

Notes to the Financial Statements

財務報表附註

(Expressed in Hong Kong dollars) (以港幣列示)

49 POSSIBLE IMPACT OF AMENDMENTS, NEW STANDARDS AND INTERPRETATIONS ISSUED BUT NOT YET EFFECTIVE FOR THE YEAR ENDED 31 DECEMBER 2022 (Continued)

HKFRS 17 Insurance Contracts (Continued)

(iv) Measurement (Continued)

- The premium allocation approach (“PAA”) is used for insurance and reinsurance contracts that meet the eligibility criteria including those with coverage period of one year or less and the resulting measurement for remaining coverage would not differ materially from the result of applying the GMM.

(v) Presentation and disclosure

HKFRS 17 will significantly change how insurance contracts, reinsurance contracts and investment contracts with DPF are presented and disclosed in the Group’s consolidated financial statements.

Under HKFRS 17, portfolios of insurance contracts and investment contracts with DPF that are assets and those that are liabilities, and portfolios of reinsurance contracts that are assets and those that are liabilities, are presented separately in the statement of financial position. All rights and obligations arising from a portfolio of contracts will be presented on a net basis; therefore, balances such as insurance receivables and payables and policyholder loans will no longer be presented separately. Any assets or liabilities recognised for cash flows arising before the recognition of the related group of contracts (including any assets for insurance acquisition cash flows) will also be presented in the same line item as the related portfolios of contracts.

Under HKFRS 17, amounts recognised in the consolidated income statement and consolidated statement of comprehensive income are disaggregated into:

- (a) an insurance service result, comprising insurance revenue and insurance service expenses; and

49 已頒佈但尚未在截至二零二二年十二月三十一日止年度生效的修訂、新標準和詮釋所產生的可能影響 (續)

《香港財務報告準則》第17號 – 「保險合同」(續)

(iv) 計量 (續)

- 保費分配法(「PAA」)用於符合適用標準的保險和再保險合同，包括保險責任期間為一年或一年以下的合同並在該方法下的剩餘保險責任的計量結果與採用一般計量模型所得出的結果無重大差異。

(v) 列報和披露

採用《香港財務報告準則》第17號後，保險合同、再保險合同和具有酌情參與分紅特點的投資合同在本集團綜合財務報表中的列報和披露方式將發生重大變更。

根據《香港財務報告準則》第17號，本集團應在財務狀況表中分別列報屬於資產和屬於負債的保險合同和具有酌情參與分紅特點的投資合同組合，以及屬於資產和屬於負債的再保險合同組合。合同組合產生的所有權利和義務將以淨額為基礎列報；因此，保險應收款項和應付款項以及保單持有人貸款等餘額將不再單獨列報。針對確認相關合同組前產生的現金流量所確認的任何資產或負債(包括保險獲取現金流量對應的任何資產)亦將在與相關合同組合相同的項目下列報。

根據《香港財務報告準則》第17號，於綜合收益表及綜合全面收益表中確認的金額可細分為：

- (a) 保險服務業績，包括保險收入和保險服務費用；

Notes to the Financial Statements

財務報表附註

(Expressed in Hong Kong dollars) (以港幣列示)

49 POSSIBLE IMPACT OF AMENDMENTS, NEW STANDARDS AND INTERPRETATIONS ISSUED BUT NOT YET EFFECTIVE FOR THE YEAR ENDED 31 DECEMBER 2022 (Continued)

HKFRS 17 Insurance Contracts (Continued)

(v) Presentation and disclosure (Continued)

- (b) insurance finance income or expenses.

Amounts from reinsurance contracts will be presented separately.

(vi) Transition

The Group considers the full retrospective approach impracticable when the effects of retrospective application are not determinable because the information required has not been collected (or has not been collected with sufficient granularity) or is unavailable because of system migrations, data retention requirements or other reasons. The Group adopts the fair value approach in determining the transition amounts at the HKFRS 17 transition date being 1 January 2022, when it is impracticable to use a full retrospective approach.

Under the fair value approach, the contractual services margin at 1 January 2022 would be determined as the difference between the fair value of a group of contracts at that date and the fulfilment cash flows at that date. The Group would measure the fair value of the contracts as the present value of the net cash flows expected to be generated by the contracts, determined using a discounted cash flow technique. The cash flows considered in the fair value measurement will be consistent with those that are within the contract boundary. Measurement of insurance contracts under the fair value approach requires judgments, and the Group will use reasonable and supportable information available at 1 January 2022 to determine the level of aggregation, identification of market participants, assumptions underlying the measurement of insurance contracts etc.

49 已頒佈但尚未在截至二零二二年十二月三十一日止年度生效的修訂、新標準和詮釋所產生的可能影響 (續)

《香港財務報告準則》第17號 – 「保險合同」(續)

(v) 列報和披露 (續)

- (b) 保險財務收益或費用。

來自再保險合同的金額將單獨列報。

(vi) 過渡

當由於尚未收集(或尚未以足夠精細度收集)必要信息或因系統遷移、數據保留要求或其他原因而無法獲取所需信息,從而無法確定追溯應用的影響時,本集團認為全面追溯調整法不切實可行。在採用全面追溯調整法不切實際的情況下,本集團採用公允價值法確定《香港財務報告準則》第17號過渡日(即二零二二年一月一日)的過渡金額。

按照公允價值法,二零二二年一月一日的合同服務邊際按照合同組在該日的公允價值與該日履約現金流量之間的差額確定。本集團按合同預期產生的淨現金流量的現值(採用貼現現金流量法確定)計量合同的公允價值。公允價值計量中考慮的現金流量將與合同邊界內的現金流量一致。按照公允價值法計量保險合同需要運用判斷,本集團將使用於二零二二年一月一日可獲得的合理且可支持的信息來確定匯總層面、識別市場參與者、保險合同的計量所基於的假設等。

Notes to the Financial Statements

財務報表附註

(Expressed in Hong Kong dollars) (以港幣列示)

49 POSSIBLE IMPACT OF AMENDMENTS, NEW STANDARDS AND INTERPRETATIONS ISSUED BUT NOT YET EFFECTIVE FOR THE YEAR ENDED 31 DECEMBER 2022 (Continued)

HKFRS 17 Insurance Contracts (Continued)

(vii) Redesignation of financial asset under HKFRS 9

HKFRS 17 permits, and in some cases requires, entities that applies HKFRS 9 before HKFRS 17 to change their previously applied classification and designation of financial assets. Assessments that are made on the basis of the facts and circumstances that exist at 1 January 2023 include the determination of the business model assessment within which a financial asset is held.

Changes in accounting policies resulting from the reclassification or redesignation of financial asset under HKFRS 9 will be applied retrospectively. However, in accordance with HKFRS 9's transition requirements, HKFRS 9 does not apply to financial assets that had already been derecognised at 1 January 2023. Therefore the Group will elect to apply the classification overlay in HKFRS 17 to financial assets derecognised in 2022 to present comparative information as if the classification and measurement (including impairment) requirements of HKFRS 9 had been applied to such financial assets, by using reasonable and supportable information to determine how they would be classified and measured on redesignation.

49 已頒佈但尚未在截至二零二二年十二月三十一日止年度生效的修訂、新標準和詮釋所產生的可能影響 (續)

《香港財務報告準則》第17號 – 「保險合同」(續)

(vii) 根據《香港財務報告準則》第9號重新指定金融資產

對於在採用《香港財務報告準則》第17號前應用《香港財務報告準則》第9號的實體，《香港財務報告準則》第17號允許(在某些情況下要求)這些實體變更其之前對金融資產所作的分類和指定。基於二零二三年一月一日存在的事實和情況所作的評估包括確定對持有金融資產的業務模式的評估。

本集團將追溯應用因根據《香港財務報告準則》第9號對金融資產作出重分類或重新指定導致的會計政策變更。然而，根據《香港財務報告準則》第9號的過渡要求，《香港財務報告準則》第9號不適用於已於二零二三年一月一日終止確認的金融資產。因此，本集團將選擇對於二零二二年終止確認的金融資產應用《香港財務報告準則》第17號中的分類重疊，以呈列比較信息，如同已對於此類金融資產應用《香港財務報告準則》第9號的分類和計量(包括減值)要求，即通過使用合理且可支持的信息，確定在重新指定時如何對其進行分類和計量。

Notes to the Financial Statements

財務報表附註

(Expressed in Hong Kong dollars) (以港幣列示)

50 RECONCILIATION BETWEEN HKFRSS AND US GAAP

The consolidated financial statements are prepared in accordance with HKFRSSs, which differ from certain aspects from US GAAP. The effects of material differences between the financial statements of the Group prepared under HKFRSSs and US GAAP are as follows:

50 《香港財務報告準則》與美國公認會計準則的對賬

綜合財務報表乃根據《香港財務報告準則》編制，與美國公認會計準則的某些方面不同。根據《香港財務報告準則》與美國公認會計準則編制的本集團財務報表的重大差異影響如下：

		As at 31 December 2022 於二零二二年十二月三十一日			
		HKFRSSs adjustments 《香港財務報告準則》調整		Difference in Impairment basis ⁽⁹⁾	Amounts under US GAAP
Consolidated statement of financial position	綜合財務狀況表	Insurance- related balances reclassification ⁽¹⁾ 保險相關餘額 重新分類 ⁽¹⁾	Other difference in accounting ⁽²⁾ 其他會計 差異 ⁽²⁾	減值基準 差異 ⁽⁹⁾	美國公認會計 準則下的金額 HK\$'000 千港元
Assets	資產				
Property and equipment	物業及設備	-	212	-	674,483
Statutory deposits	法定存款	-	-	-	5,142
Tax recoverable	可收回稅項	-	-	-	3,262
Deferred tax assets	遞延稅項資產	-	16,292	75,166	133,703
Investments in an associate	於聯營公司的投資	-	-	-	132,012
Goodwill and intangible assets	商譽及無形資產	-	-	-	1,909,213
Deferred acquisition costs and value of business acquired	遞延保單獲得成本及收購業務的價值	336,340	-	-	16,183,003
Investments	投資	-	710,737	(2,502,312)	66,287,663
Advance reinsurance premiums	預付再保險保費	-	-	-	1,373,910
Reinsurers' share of outstanding claims	未決賠款之再保險公司股份額	(3,142)	-	-	91,125
Insurance and reinsurance receivables	應收保費及再保險賬款	(1,308,814)	-	(61,385)	7,509,280
Other account receivable and accrued income	其他應收賬款及應計收入	-	-	-	119,799
Other receivables, deposit and prepayment	其他應收款項、按金及預付款項	-	-	-	1,028,699
Bank balance – Trust and segregated accounts	銀行餘額 – 信託及獨立賬戶	-	-	-	509,499
Fixed bank deposits with original maturity over 3 months	原定期限多於三個月的銀行定期存款	-	-	-	1,624,973
Cash and cash equivalents	現金及現金等值項目	-	-	-	2,547,901
Total assets	資產總額				100,133,667
Liabilities	負債				
Insurance contract provisions	保險合同準備金	(4,794,924)	-	-	(76,836,498)
Investment contract liabilities	投資合同負債	4,853,548	-	-	-
Outstanding claims	未決賠款	-	-	-	(229,402)
Reinsurance premium payables	應付再保險保費	121,798	-	-	(387,384)
Financial liability at fair value through profit or loss, other account payable and lease liabilities	以公允價值計量且其變動計入損益的金融負債、其他應付賬款及租賃負債	-	-	-	(1,079,894)
Other payables	其他應付款項	765,938	-	-	(4,418,963)
Tax payable	應付稅項	-	-	-	(5,640)
Deferred tax liabilities	遞延稅項負債	-	-	-	(1,138,128)
Bank borrowings	銀行借款	-	-	-	(1,393,166)
Shareholder's loan	股東貸款	-	-	-	(1,641,077)
Total liabilities	負債總額				(87,130,152)
Total net assets	淨資產總額				13,003,515
Capital and reserves	資本和儲備				
Share capital	股本	-	-	-	11,872,683
Reserves	儲備	(24,492)	512,969	(1,738,220)	(3,139,507)
Non-controlling interest	非控股權益	(4,764)	214,272	(750,311)	4,270,339
Total equity	權益總額				13,003,515

Notes to the Financial Statements

財務報表附註

(Expressed in Hong Kong dollars) (以港幣列示)

50 RECONCILIATION BETWEEN HKFRSS AND US GAAP (Continued)

50 《香港財務報告準則》與美國公認會計準則的對賬 (續)

		As at 31 December 2021 於二零二一年十二月三十一日			
		HKFRSS adjustments 《香港財務報告準則》調整		Difference in Impairment basis ⁽³⁾	Amounts under US GAAP
Consolidated statement of financial position	綜合財務狀況表	Insurance- related balances reclassification ⁽¹⁾ 保險相關餘額 重新分類 ⁽¹⁾	Other difference in accounting ⁽²⁾ 其他會計 差異 ⁽²⁾	減值基準 差異 ⁽³⁾	美國公認會計 準則下的金額 HK\$'000 千港元
Assets	資產				
Property and equipment	物業及設備	-	2,821	-	714,608
Statutory deposits	法定存款	-	-	-	4,579
Deferred tax assets	遞延稅項資產	-	-	78	122
Investments in an associate	於聯營公司的投資	-	-	-	148,819
Goodwill and Intangible assets	商譽及無形資產	-	-	-	1,910,204
Deferred acquisition costs and value of business acquired	遞延保單獲得成本及 收購業務的價值	366,755	-	-	13,198,441
Investments	投資	-	38,772	54,135	67,989,211
Advance reinsurance premiums	預付再保險保費	-	-	-	1,277,899
Reinsurers' share of outstanding claims	未決賠款之再保險公司份額	(3,449)	-	-	83,898
Insurance and reinsurance receivables	應收保費及再保險賬款	(1,147,256)	-	-	5,629,512
Other account receivable and accrued income	其他應收賬款及應計收入	-	-	-	79,531
Other receivables, deposit and prepayment	其他應收款項、按金及預付款項	-	-	22	884,640
Bank balance – Trust and segregated accounts	銀行餘額 – 信託及獨立賬戶	-	-	155	779,886
Fixed bank deposits with original maturity over 3 months	原定期限多於三個月的 銀行定期存款	-	-	-	1,060,574
Cash and cash equivalents	現金及現金等值項目	-	-	114	4,024,590
Total assets	資產總額				97,786,514
Liabilities	負債				
Insurance contract provisions	保險合同準備金	(4,679,491)	-	-	(67,800,796)
Investment contract liabilities	投資合同負債	4,714,346	-	-	-
Outstanding claims	未決賠款	-	-	-	(229,848)
Reinsurance premium payables	應付再保險保費	210,629	-	-	(277,801)
Financial liability at fair value through profit or loss, other account payable and lease liabilities	以公允價值計量且其變動計入 損益的金融負債、其他應付 賬款及租賃負債	-	-	-	(1,499,959)
Other payables	其他應付款項	560,713	-	-	(3,757,568)
Tax payable	應付稅項	-	-	-	(11,632)
Deferred tax liabilities	遞延稅項負債	-	-	-	(1,176,858)
Bank borrowings	銀行借款	-	-	-	(1,381,776)
Shareholder's loan	股東貸款	-	-	-	(1,641,077)
Total liabilities	負債總額				(77,777,315)
Total net assets	淨資產總額				20,009,199
Capital and reserves	資本和儲備				
Share capital	股本	-	-	-	11,872,683
Reserves	儲備	11,457	34,540	36,930	1,934,101
Non-controlling interest	非控股權益	10,790	7,053	17,574	6,202,415
Total equity	權益總額				20,009,199

Notes to the Financial Statements

財務報表附註

(Expressed in Hong Kong dollars) (以港幣列示)

50 RECONCILIATION BETWEEN HKFRSS AND US GAAP (Continued)

50 《香港財務報告準則》與美國公認會計準則的對賬 (續)

		For the year ended 31 December 2022 截至二零二二年十二月三十一日止年度			
		HKFRSS adjustments 《香港財務報告準則》調整		Difference in Impairment basis ⁽³⁾ 減值基準 差異 ⁽³⁾	Amounts under US GAAP 美國公認會計 準則下的金額 HK\$'000 千港元
Consolidated income statement	綜合收益表	Insurance- related balances reclassification ⁽¹⁾ 保險相關餘額 重新分類 ⁽¹⁾	Other difference in accounting ⁽²⁾ 其他會計 差異 ⁽²⁾		
Income	收入				
Premiums and fee income	保費及費用收入	-	-	-	9,428,472
Premiums ceded to reinsurer	分出保費	503,085	-	-	(2,218,347)
Net premium and fee income	保費及費用收入淨額				7,210,125
Change in unearned revenue liability	未到期收入責任變動	(51,851)	-	-	(629,644)
Net earned premium and fee income	滿期保費及費用收入淨額				6,580,481
Brokerage commission, interest and other service income	經紀佣金、利息收入和 其他服務收入	-	-	-	26,664
Subscription, management and rebate fee income	認購、管理費及回退費收入	-	-	-	6,646
Consultancy and advisory fee	顧問及諮詢費	-	-	-	-
Net investment income and other income	投資收入和其他收入淨額	(447,951)	548,945	(1,858,659)	344,774
Overlay adjustment	覆蓋調整	-	(609,559)	-	-
Reinsurance commission and profit	再保險佣金和溢利	(17,579)	-	-	63,330
Total income	收入總額				7,021,895
Benefits, losses and expenses	給付、虧損和費用				
Net policyholders benefit	淨保戶給付	(37,663)	-	-	(1,344,152)
Commission and related expenses	佣金和相關費用	-	-	-	(1,612,125)
Management and other expenses	管理及其他開支	(40,606)	(2,644)	(63,273)	(1,256,985)
Change in future policyholder benefits and deferral and amortisation of deferred acquisition costs and value of business acquired	未來保單持有人給付變動及 遞延獲得成本和所收購 業務價值的遞延和攤銷	27,512	-	-	(4,791,823)
Total benefits, losses and expenses	給付、虧損和費用總額				(9,005,085)
Finance costs	融資成本				
Share of results in associates	聯營公司業績份額	-	-	-	(162,484)
					(7,954)
Loss before taxation	除稅前虧損				(2,153,628)
Tax expenses	稅項支出	-	-	75,267	67,804
Loss after taxation	除稅後虧損				(2,085,824)
Loss attributable to:	下列各方應佔虧損：				
Equity shareholders of the Company	本公司權益股東	(45,408)	(44,308)	(1,288,972)	(1,635,088)
Non-controlling interests	非控股權益	(19,645)	(18,950)	(557,693)	(450,736)
					(2,085,824)

Notes to the Financial Statements

財務報表附註

(Expressed in Hong Kong dollars) (以港幣列示)

50 RECONCILIATION BETWEEN HKFRSS AND US GAAP (Continued)

50 《香港財務報告準則》與美國公認會計準則的對賬 (續)

		For the year ended 31 December 2021 截至二零二一年十二月三十一日止年度			
		HKFRSS adjustments 《香港財務報告準則》調整		Difference in Impairment basis ⁽³⁾ 減值基準 差異 ⁽³⁾	Amounts under US GAAP 美國公認會計 準則下的金額 HK\$'000 千港元
Consolidated income statement	綜合收益表	Insurance- related balances reclassification ⁽¹⁾ 保險相關餘額 重新分類 ⁽¹⁾	Other difference in accounting ⁽²⁾ 其他會計 差異 ⁽²⁾		
Income	收入				
Premiums and fee income	保費及費用收入	-	-	-	8,478,584
Premiums ceded to reinsurer	分出保費	506,473	-	-	(2,242,776)
Net premium and fee income	保費及費用收入淨額				6,235,808
Change in unearned revenue liability	未到期收入責任變動	2,339	-	-	(573,554)
Net earned premium and fee income	滿期保費及費用收入淨額				5,662,254
Brokerage commission, interest and other service income	經紀佣金、利息收入和 其他服務收入	-	-	-	34,809
Subscription, management and rebate fee income	認購、管理費及回退費收入	-	-	-	7,855
Consultancy and advisory fee	顧問及諮詢費	-	-	-	-
Net investment income and other income	投資收入和其他收入淨額	(421,444)	(355,303)	(1,295)	4,879,247
Overlay adjustment	覆蓋調整	-	377,429	-	-
Reinsurance commission and profit	再保險佣金和溢利	(20,418)	-	-	58,353
Total income	收入總額				10,642,518
Benefits, losses and expenses	給付、虧損和費用				
Net policyholders benefit	淨保戶給付	(32,512)	-	-	(2,538,638)
Commission and related expenses	佣金和相關費用	-	-	-	(1,813,471)
Management and other expenses	管理及其他開支	(34,365)	(3,033)	-	(1,244,961)
Change in future policyholder benefits and deferral and amortisation of deferred acquisition costs and value of business acquired	未來保單持有人給付變動及 遞延獲得成本和所收購 業務價值的遞延和攤銷	(10,173)	-	-	(4,089,604)
Total benefits, losses and expenses	給付、虧損和費用總額				(9,686,674)
Finance cost	融資成本				(149,120)
Share of result in associates	聯營公司業績份額	-	-	-	740
Profit before taxation	除稅前溢利				807,464
Tax expenses	稅項支出	-	-	-	(7,101)
Profit after taxation	除稅後溢利				800,363
Profit attributable to:	下列各方應佔溢利：				
Equity shareholders of the Company	本公司權益股東	(7,050)	(12,927)	(904)	518,387
Non-controlling interests	非控股權益	(3,050)	6,166	(391)	281,976
					800,363

Notes to the Financial Statements

財務報表附註

(Expressed in Hong Kong dollars) (以港幣列示)

50 RECONCILIATION BETWEEN HKFRSS AND US GAAP (Continued)

Notes:

- [1] Major differences in relation to insurance-related balance are summarised as follows: financial reinsurance adjustments arising from different classification of reinsurance contracts under HKFRS and US GAAP; difference in value of business acquired recognised under HKFRS and US GAAP and corresponding differences on insurance contract provisions; difference in measurement of deferred acquisition costs and unearned revenue liability due to different amortisation under HKFRS and US GAAP; other miscellaneous differences due to different accounting principles under HKFRS and US GAAP.
- [2] Difference arises from classification and measurement of investments and lease accounting.
- [3] Difference arises from different impairment methodology and basis (expected credit loss model vs. incurred loss model) under HKFRS and US GAAP. As of 1 January 2022, the Group has chosen to early adopt Accounting Standards Update No. 2016-13, Financial Instruments – Credit Losses (Topic 326): Measurement of Credit Losses on Financial Instruments issued by the Financial Accounting Standards Board on 1 January 2022. The Group has recognised the cumulative effect of initial application as an adjustment to opening equity at 1 January 2022.

51 COMPARATIVE FIGURES

Certain comparative disclosure notes have been adjusted to conform with current year presentation.

52 CONTINGENT LIABILITIES

The Group is currently involved in an employment dispute with former employees. Based on the management's current assessment, the Group believes that there is no need to provide any contingent liability as at 31 December 2022.

53 NON-ADJUSTING EVENTS AFTER THE REPORTING PERIOD

There is no material non-adjusting event after the reporting period.

50 《香港財務報告準則》與美國公認會計準則的對賬(續)

附註：

- [1] 保險相關餘額的主要差異概述如下：財務再保險調整（再保險合同抵銷收入／費用的重新分類與根據美國公認會計準則（而不是根據擴大後的集團會計政策）的相關保險合同收入／費用的重新分類）；根據美國公認會計準則及《香港財務報告準則》確認收購的業務價值差異及相應的儲備差異；根據美國公認會計準則和《香港財務報告準則》使用不同的折舊和不同的精算計算方法計算的遞延保單獲得成本和未到期收入責任的計量差異；因《香港財務報告準則》和美國公認會計準則下的不同會計原則導致的其他雜項差異。
- [2] 差異源自投資的分類和計量以及租賃會計。
- [3] 差異源自基於《香港財務報告準則》及美國公認會計準則下不同的減值方法及基準（預期信用損失模型與已發生損失模型）。於二零二二年一月一日，本集團已選擇提前採用財務會計準則委員會於二零二二年一月一日發佈的會計準則更新第2016-13號「金融工具－信用損失（主題326）：金融工具信用損失的計量」。本集團將首次應用該準則的累積影響確認為二零二二年一月一日的期初權益結餘調整。

51 比較數字

若干比較數字已作出調整，以符合本年度的列報方式。

52 或然負債

本集團目前與前僱員發生僱傭糾紛。根據管理層目前的評估，本集團認為於二零二二年十二月三十一日無須計提或然負債。

53 報告期後的非調整事件

在報告期後，並無重大非調整事項。

Five Year Financial Summary

五年財務概要

		2022 二零二二年 HK\$'000 千港元	2021 二零二一年 HK\$'000 千港元	2020 二零二零年 HK\$'000 千港元	2019 二零一九年 HK\$'000 千港元	2018 二零一八年 HK\$'000 千港元
RESULTS	業績					
Premiums and fee income	保費及費用收入	9,428,472	8,478,584	7,723,441	6,016,075	761,673
Brokerage commission, interest and other service income	經紀佣金、利息收入和其他服務收入	26,664	34,809	33,944	18,566	7,118
Subscription, management and rebate fee income	認購、管理費及回退費收入	6,646	7,855	5,432	8,850	9,978
Consultancy and advisory income	顧問及諮詢收入	-	-	-	1,060	13,092
(Loss)/profit before taxation	除稅前(虧損)/溢利	(103,385)	799,766	952,810	614,051	(181,296)
Taxation	稅項	(7,463)	(7,101)	(3,823)	699	41,791
Profit/(loss) for the year	本年度(虧損)/溢利	(110,848)	792,665	948,987	614,750	(139,505)
Attributable to:	以下各方應佔:					
Equity shareholder of the company	本公司權益股東	(256,400)	513,414	618,315	255,619	(195,612)
Non-controlling interest	非控股權益	145,552	279,251	330,672	359,131	56,107
(Loss)/profit for the year	本年度(虧損)/溢利	(110,848)	792,665	948,987	614,750	(139,505)
Basic (loss)/earnings per share (HK\$)	每股基本盈利/(虧損)(港元)	(0.07)	0.13	0.19	0.08	(0.08)
ASSETS AND LIABILITIES	資產和負債					
Property and equipment	物業及設備	674,271	711,787	600,451	495,328	133,946
Goodwill and intangible assets	商譽及無形資產	1,909,213	1,910,204	1,909,079	1,923,360	1,932,016
Value of business acquired	收購業務價值	10,418,400	9,325,913	9,012,571	10,057,446	11,075,662
Interest in associates	聯營公司權益	132,012	148,819	30,074	27,860	64,846
Investments	投資	68,079,238	67,896,304	62,807,704	54,822,243	43,632,718
Other assets	其他資產	21,657,439	18,481,340	13,192,676	8,001,207	7,048,729
Total liabilities	負債總額	(88,076,512)	(78,583,512)	(68,210,788)	(59,864,286)	(48,533,891)
		14,794,061	19,890,855	19,341,767	15,463,158	15,354,026
Share capital	股本	11,872,683	11,872,683	11,872,683	9,829,094	9,829,094
Reserves	儲備	(1,889,764)	1,851,174	1,507,893	273,604	(593,702)
Non-controlling interests	非控股權益	9,982,919	13,723,857	13,380,576	10,102,698	9,235,392
		4,811,142	6,166,998	5,961,191	5,360,460	6,118,634
Total equity	權益總額	14,794,061	19,890,855	19,341,767	15,463,158	15,354,026

In the annual report, the following expressions shall have the following meanings unless the context required otherwise:

於本年報內，除文義另有所指外，下列詞彙具有以下涵義：

“Audit Committee”	the audit committee of the Company	「審核委員會」	本公司之審核委員會
“Barings Investment Advisory Agreement”	the Fourth Amended and Restated Investment Advisory Agreement dated 15 December 2017 and entered into by and between Barings LLC and YF Life	「霸菱投資諮詢協議」	由BaringsLLC及萬通保險於二零一七年十二月十五日訂立之第四份經修訂及重述之投資諮詢協議
“Board”	the board of Directors	「董事會」	董事會
“CEO”	the chief executive officer of the Company	「行政總裁」	本公司之行政總裁
“CG Code”	the Corporate Governance Code as set out in Appendix 14 to the Listing Rules	「企管守則」	上市規則附十四所載之相關企業管治守則
“Chairman”	the chairman of the Board	「董事長」	董事會之董事長
“Company”	Yunfeng Financial Group Limited	「本公司」	雲鋒金融集團有限公司
“Companies Ordinance”	the Companies Ordinance (“Chapter 622 of the Laws of Hong Kong, as it may be amended from time to time)	「公司條例」	《公司條例》(香港法例第622章)(經不時修訂)
“Director(s)”	the director(s) of the Company	「董事」	本公司董事
“Extension to the Transitional Services Agreement”	the extension to the transitional services agreement dated 15 November 2019 and entered into by and between YF Life and MMI	「過渡服務協議之延期協議」	由萬通保險和MMI於二零一九年十一月十五日訂立之過渡服務協議之延期協議
“Group”	the Company and its subsidiaries	「本集團」	本公司及其附屬公司
“HKIA”	the Hong Kong Insurance Authority, whether the individual appointed under the IO or body corporate established under the IO	「保監局」	香港保險業監管局，不論為根據保險業條例獲委任的個人或根據保險業條例成立的法人團體
“Hong Kong”	the Hong Kong Special Administrative Region of the PRC	「香港」	中華人民共和國香港特別行政區
“IO”	the Insurance Ordinance (Chapter 41 of the Laws of Hong Kong), as the case may be, as it may be amended from time to time	「保險業條例」	《保險業條例》(香港法例第41章)(視情況而定)，經不時修訂
“Jade Passion”	Jade Passion Limited	「JadePassion」	JadePassionLimited
“Key Imagination”	Key Imagination Limited	「KeyImagination」	KeyImaginationLimited
“Listing Rules”	the Rules Governing the Listing of Securities on the Stock Exchange	「上市規則」	香港聯合交易所有限公司證券上市規則

Definitions

釋義

“MMI”	MassMutual International LLC	「MMI」	MassMutual International LLC
“MMLIC”	Massachusetts Mutual Life Insurance Company	「MMLIC」	Massachusetts Mutual Life Insurance Company
“Model Code”	the Model Code for Securities Transactions by Directors of Listed Issuers as set out in Appendix 10 to the Listing Rules	「標準守則」	上市規則附十所載之上市公司董事進行證券交易的標準守則
“Nomination Committee”	the nomination committee of the Company	「提名委員會」	本公司提名委員會
“Policies Endorsement Fee Agreement”	the policies endorsement fee agreement dated 15 December 2017 and entered into by and between MMLIC and YF Life	「保單附加擔保費用協議」	由MMLIC及萬通保險於二零一七年十二月十五日訂立之保單附加擔保費用協議
“PRC”	the People’s Republic of China	「中國」	中華人民共和國
“Remuneration Committee”	the remuneration committee of the Company	「薪酬委員會」	本公司薪酬委員會
“SFC”	the Securities and Futures Commission of Hong Kong	「證監會」	香港證券及期貨事務監察委員會
“SFO”	the Securities and Futures Ordinance (Chapter 571 of the Laws of Hong Kong), as it may be amended from time to time	「證券及期貨條例」	《證券及期貨條例》(香港法例第571章)(經不時修訂)
“Share(s)”	ordinary share(s) of the Company	「股份」	本公司普通股股份
“Shareholder(s)”	holder(s) of the Shares	「股東」	股份持有人
“Stock Exchange”	The Stock Exchange of Hong Kong Limited	「聯交所」	香港聯合交易所有限公司
“Transitional Services Agreement”	the transitional services agreement dated 15 December 2017 and entered into by and between YF Life and MMI	「過渡服務協議」	由萬通保險和MMI於二零一七年十二月十五日訂立之過渡服務協議
“Year”	the year ended 31 December 2022	「本年度」	截至二零二二年十二月三十一日之年度
“YF Life”	YF Life Insurance International Limited, formerly known as MassMutual Asia Limited, a non-wholly owned subsidiary of the Company	「萬通保險」	萬通保險國際有限公司，前稱萬通保險亞洲有限公司，本公司之非全資擁有附屬公司
“YF Life Group”	YF Life and its subsidiaries	「萬通保險集團」	萬通保險及其附屬公司
“YFHL”	Yunfeng Financial Holdings Limited	「雲鋒金融控股」	雲鋒金融控股有限公司

