



**SHOUGANG CONCORD INTERNATIONAL
ENTERPRISES COMPANY LIMITED**

Stock Code : 697

**Annual Report
2014**

CONTENTS

Corporate Information	2
Directors' Biographies	3
Main Operational Structure	8
Financial Highlights	10
Chairman's Statement	12
Management Discussion and Analysis	13
Corporate Governance Report	30
Report of the Directors	50
Independent Auditor's Report	67
Audited Financial Statements	
Consolidated Statement of Profit or Loss and Other Comprehensive Income	69
Consolidated Statement of Financial Position	71
Statement of Financial Position	73
Consolidated Statement of Changes in Equity	74
Consolidated Statement of Cash Flows	75
Notes to the Consolidated Financial Statements	77
Five-year Financial Summary	201
Summary of Investment Properties	202

CORPORATE INFORMATION

BOARD OF DIRECTORS

Xu Ning (*Chairman*)

Li Shaofeng (*Managing Director*)

Zhang Wenhui (*Deputy Managing Director*)

Ding Rucai (*Deputy Managing Director*)

Ip Tak Chuen, Edmond (*Non-executive Director*)

Leung Shun Sang, Tony (*Non-executive Director*)

Kan Lai Kuen, Alice

(*Independent Non-executive Director*)

Wong Kun Kim

(*Independent Non-executive Director*)

Leung Kai Cheung

(*Independent Non-executive Director*)

EXECUTIVE COMMITTEE

Li Shaofeng (*Chairman*)

Zhang Wenhui

Ding Rucai

AUDIT COMMITTEE

Kan Lai Kuen, Alice (*Chairman*)

Wong Kun Kim

Leung Kai Cheung

NOMINATION COMMITTEE

Xu Ning (*Chairman*)

Leung Shun Sang, Tony

Kan Lai Kuen, Alice

Wong Kun Kim

Leung Kai Cheung

REMUNERATION COMMITTEE

Wong Kun Kim (*Chairman*)

Li Shaofeng

Leung Shun Sang, Tony

Kan Lai Kuen, Alice

Leung Kai Cheung

COMPANY SECRETARY

Cheng Man Ching

AUDITOR

Deloitte Touche Tohmatsu

SHARE REGISTRAR

Tricor Tengis Limited

Level 22, Hopewell Centre

183 Queen's Road East

Hong Kong

REGISTERED OFFICE AND PRINCIPAL PLACE OF BUSINESS

7th Floor

Bank of East Asia Harbour View Centre

56 Gloucester Road

Wanchai

Hong Kong

STOCK CODE

697

WEBSITE

www.shougang-intl.com.hk

DIRECTORS' BIOGRAPHIES

Mr. Xu Ning, aged 60, senior economist, graduated from the Party School of the Central Committee of the Communist Party of China. Mr. Xu was appointed a Non-executive Director and the Chairman of the Company in December 2012 and is the chairman of the Nomination Committee of the Company. He is also the chairman of Shougang Holding (Hong Kong) Limited ("Shougang Holding"), a substantial shareholder of the Company within the meaning of Part XV of the Securities and Futures Ordinance (the "SFO"). Mr. Xu joined Shougang Corporation, the ultimate holding company of Shougang Holding, in 1970 and is the deputy chairman and general manager of Shougang Corporation. He is also the deputy chairman of Beijing Shougang Co., Ltd., a company listed on the Shenzhen Stock Exchange. Mr. Xu was the Chairman of BeijingWest Industries International Limited ("BeijingWest International"), a Hong Kong listed company, from 27 January 2014 to 22 December 2014. Mr. Xu has extensive experience in management and operation of the steel industry.

An engagement letter was entered into with Mr. Xu for a term of three years commencing on 1 January 2014. Under the engagement letter, Mr. Xu is entitled to a director's fee as may be determined by the board of directors of the Company (the "Board") from time to time. For the financial year ended 31 December 2014, the director's fee of Mr. Xu is HK\$170,000. For the financial year ending 31 December 2015, the director's fee of Mr. Xu will be HK\$170,000 for a full year which will be paid in proportion to the actual length of services provided by Mr. Xu. Such director's fees were determined with reference to Mr. Xu's experience and duties as well as the then prevailing market conditions.

Mr. Li Shaofeng, aged 48, holds a bachelor degree in Automation from University of Science and Technology Beijing. Mr. Li was appointed an Executive Director and the Managing Director of the Company in May 2010 and is the chairman of the Executive Committee and a member of the Remuneration Committee of the Company. He joined Shougang Corporation in 1989 and is the vice chairman and managing director of Shougang Holding and a director of each of Grand Invest International Limited ("Grand Invest") and China Gate Investments Limited ("China Gate"). Each of Shougang Holding, Grand Invest and China Gate is a substantial shareholder of the Company within the meaning of Part XV of the SFO. Mr. Li is the chairman of each of Shougang Fushan Resources Group Limited ("Shougang Resources"), Shougang Concord Grand (Group) Limited ("Shougang Grand"), Global Digital Creations Holdings Limited ("GDC") and Shougang Concord Century Holdings Limited ("Shougang Century") and an executive director of BeijingWest International. He is also a non-executive director of China Dynamics (Holdings) Limited (formerly known as Sinocop Resources (Holdings) Limited), a Hong Kong listed company. Mr. Li is a non-executive director of Mount Gibson Iron Limited, a company listed on the Australian Securities Exchange. He was an executive director and the chairman of Shougang Concord Technology Holdings Limited ("Shougang Technology") from May 2010 to March 2014, and a non-executive director and the chairman of Shougang Technology from March 2014 to December 2014. Mr. Li has extensive experience in management of, and investments in, listed companies, sino-foreign joint ventures and steel industry.

A service contract was entered into between Mr. Li and a wholly-owned subsidiary of the Company for a term of three years commencing on 1 January 2014. Under the service contract, Mr. Li is entitled to a monthly salary of HK\$315,000 or such higher salary and discretionary bonus as may be determined by the Board from time to time. For the financial year ended 31 December 2014, Mr. Li's monthly salary is HK\$315,000. Such salary was determined with reference to the then prevailing market conditions as well as Mr. Li's individual performance. Mr. Li has voluntarily waived his monthly salary since 1 March 2014.

DIRECTORS' BIOGRAPHIES

Mr. Zhang Wenhui, aged 59, graduated from the University of Science and Technology Beijing. Mr. Zhang was appointed an Executive Director and a Deputy Managing Director of the Company in September 2006 and is a member of the Executive Committee of the Company. He is a deputy managing director of Shougang Holding, and a director of each of Grand Invest and China Gate. Each of Shougang Holding, Grand Invest and China Gate is a substantial shareholder of the Company within the meaning of Part XV of the SFO. Mr. Zhang is a non-executive director of Shougang Century. He was a non-executive director of Shougang Resources during the period from May 2010 to December 2012. Mr. Zhang joined Shougang Corporation in 1982 and had been working in various companies under Shougang Corporation during the period from 1990 to 2001. Mr. Zhang has extensive experience in management and company operations.

A service contract was entered into between Mr. Zhang and a wholly-owned subsidiary of the Company for a term of three years commencing on 1 January 2014. Under the service contract, Mr. Zhang is entitled to a monthly salary of HK\$260,000 or such higher salary and discretionary bonus as may be determined by the Board from time to time. For the financial year ended 31 December 2014, Mr. Zhang's monthly salary is HK\$260,000. Such salary was determined with reference to the then prevailing market conditions as well as Mr. Zhang's individual performance.

Mr. Ding Rucai, aged 50, senior engineer in professor grade, Mr. Ding was graduated from the School of Metallurgical and Ecological Engineering of the University of Science and Technology Beijing with a master degree in ferrous metallurgy. Thereafter, he studied senior business administration in The University of Warwick, United Kingdom. Mr. Ding obtained a doctor of philosophy in ferrous metallurgy from the School of Metallurgical and Ecological Engineering of the University of Science and Technology Beijing. Mr. Ding was appointed an Executive Director and a Deputy Managing Director of the Company in September 2014 and is a member of the Executive Committee of the Company. He joined Shougang Corporation in 1989 and thereafter held various senior positions in the group of Shougang Corporation. Mr. Ding also held various senior positions in a subsidiary of the Company. He is a director and deputy managing director of Shougang Holding, and a director of each of Grand Invest and Chin Gate. Each of Shougang Holding, Grand Invest and China Gate is a substantial shareholder of the Company within the meaning of Part XV of the SFO. Mr. Ding is the vice chairman and managing director of Shougang Resources. He has extensive experience in production management of steel industry, project management, import of iron ore, import trading of coking coal resources and shipping management.

A service contract was entered into between Mr. Ding and a wholly-owned subsidiary of the Company for a term commencing on 1 September 2014 and ending on 31 December 2016. Under the service contract, Mr. Ding is entitled to a salary and discretionary bonus as may be determined by the Board from time to time. Such salary and discretionary bonus will be determined with reference to the then prevailing market conditions, the performance of the Company as well as Mr. Ding's individual performance. In order to strengthen the working capital of the Company, Mr. Ding has not received any salary since the date of his appointment as a Director of the Company.

DIRECTORS' BIOGRAPHIES

Mr. Ip Tak Chuen, Edmond, aged 62, holds a bachelor of arts degree in economics and a master of science degree in business administration. Mr. Ip was appointed a Non-executive Director of the Company in 1993. He is the deputy managing director and member of executive committee of CK Hutchison Holdings Limited ("CK Hutchison") (a company listed on The Stock Exchange of Hong Kong Limited ("SEHK") since 18 March 2015) and the deputy managing director of Cheung Kong Property Holdings Limited ("CK Property"). He is also the deputy managing director and member of executive committee of Cheung Kong (Holdings) Limited ("CKH") (whose listing status on the SEHK was replaced by CK Hutchison on 18 March 2015). CK Hutchison and CKH are substantial shareholders of the Company within the meaning of Part XV of the SFO. In addition, he is an executive director and deputy chairman of Cheung Kong Infrastructure Holdings Limited, the senior vice president and chief investment officer of CK Life Sciences Int'l., (Holdings) Inc. and a non-executive director of each of TOM Group Limited, ARA Asset Management Limited, AVIC International Holding (HK) Limited and Real Nutraceutical Group Limited. Except for CK Property and CKH, all the companies mentioned above are listed companies in Hong Kong or overseas. He also holds directorships in certain companies controlled by certain substantial shareholders of the Company. Mr. Ip is a non-executive director of ARA Asset Management (Fortune) Limited, which manages Fortune Real Estate Investment Trust, a real estate investment trust listed on the SEHK and the Singapore Exchange Securities Trading Limited ("SGX-ST"). He is also a non-executive director of Hui Xian Asset Management Limited, which manages Hui Xian Real Estate Investment Trust, a real estate investment trust listed on the SEHK.

An engagement letter was entered into with Mr. Ip for a term of three years commencing on 1 January 2014. Under the engagement letter, Mr. Ip is entitled to a director's fee as may be determined by the Board from time to time pursuant to the authority given by the shareholders of the Company. For the financial year ended 31 December 2014, the director's fee of Mr. Ip is HK\$150,000. For the financial year ending 31 December 2015, the director's fee of Mr. Ip will be HK\$150,000 for a full year which will be paid in proportion to the actual length of services provided by Mr. Ip. Such director's fees were determined with reference to Mr. Ip's experience and duties as well as the then prevailing market conditions.

Mr. Leung Shun Sang, Tony, aged 72, holds a bachelor degree of commerce from The Chinese University of Hong Kong and a master degree in business administration from New York State University. Mr. Leung was appointed a Non-executive Director of the Company in November 1992 and is a member of each of the Remuneration Committee and the Nomination Committee of the Company. He is also a non-executive director of each of Shougang Resources, Shougang Century, Shougang Technology, Shougang Grand and GDC. Mr. Leung had worked in Citibank N. A. and W. I. Carr Sons & Co. (Overseas) in his early years and he was the managing director of CEF Group. He has over 40 years of experience in securities and banking business, investment, financial markets, corporate strategy and corporate management.

An engagement letter was entered into with Mr. Leung for a term of three years commencing on 1 January 2014. Under the engagement letter, Mr. Leung is entitled to a director's fee as may be determined by the Board from time to time. For the financial year ended 31 December 2014, the director's fee of Mr. Leung is HK\$230,000. For the financial year ending 31 December 2015, the director's fee of Mr. Leung will be HK\$230,000 for a full year which will be paid in proportion to the actual length of services provided by Mr. Leung. Such director's fees were determined with reference to Mr. Leung's experience and duties as well as the then prevailing market conditions.

DIRECTORS' BIOGRAPHIES

Ms. Kan Lai Kuen, Alice, aged 60, is a fellow member of The Association of Chartered Certified Accountants, a fellow member of the CPA Australia and an associate member of The Hong Kong Institute of Certified Public Accountants. She is also a fellow member of the Hong Kong Institute of Directors. Ms. Kan was appointed an Independent Non-executive Director of the Company in September 2004 and is the chairman of the Audit Committee and a member of each of the Nomination Committee and the Remuneration Committee of the Company. Ms. Kan held various senior positions in international and local banks and financial institutions and is currently a controlling shareholder and the managing director of each of Asia Investment Management Limited and Asia Investment Research Limited, both companies are licensed corporations under the SFO. Ms. Kan is licensed as a responsible officer of each of Asia Investment Management Limited, Asia Investment Research Limited and Lotus Asset Management Limited under the SFO. She will cease to be a responsible officer of Lotus Asset Management Limited with effect from 1 April 2015. Ms. Kan is also an independent non-executive director of each of Regal Hotels International Holdings Limited, Shimao Property Holdings Limited, China Energine International (Holdings) Limited and Cosmopolitan International Holdings Limited, all of which are listed companies in Hong Kong. She is an independent director of AVIC International Maritime Holdings Limited (formerly known as AVIC International Investments Limited), a company listed on the SGX-ST. She was an independent non-executive director of Sunway International Holdings Limited from March 2006 to February 2013. Ms. Kan is well experienced in corporate finance including both the equity and debt markets.

An engagement letter was entered into with Ms. Kan for a term of three years commencing on 1 January 2014. Under the engagement letter, Ms. Kan is entitled to a director's fee as may be determined by the Board from time to time. For the financial year ended 31 December 2014, the director's fee of Ms. Kan is HK\$330,000. For the financial year ending 31 December 2015, the director's fee of Ms. Kan will be HK\$330,000 for a full year which will be paid in proportion to the actual length of services provided by Ms. Kan. Such director's fees were determined with reference to Ms. Kan's experience and duties as well as the then prevailing market conditions.

Mr. Wong Kun Kim, aged 70, holds a bachelor degree in economics, a master degree in business administration and a doctorate of philosophy. He is a member of the Chartered Institute of Marketing and Chartered Management Institute. Mr. Wong was appointed an Independent Non-executive Director of the Company in September 2004 and is the chairman of the Remuneration Committee and a member of each of the Audit Committee and the Nomination Committee of the Company. He was also an independent non-executive director of Shougang Technology from September 2004 to June 2013. Mr. Wong is licensed as a responsible officer of each of Asia Investment Management Limited and Asia Investment Research Limited under the SFO. He has over 40 years of experience working as senior executives for various multinational corporations engaged in trading, manufacturing, finance and real estates. Mr. Wong had served as consultants and directors for different listed companies in Mainland China, Hong Kong, Taiwan and United States of America and was an independent non-executive director of Sunway International Holdings Limited from September 2002 to February 2013.

An engagement letter was entered into with Mr. Wong for a term of three years commencing on 1 January 2014. Under the engagement letter, Mr. Wong is entitled to a director's fee as may be determined by the Board from time to time. For the financial year ended 31 December 2014, the director's fee of Mr. Wong is HK\$330,000. For the financial year ending 31 December 2015, the director's fee of Mr. Wong will be HK\$330,000 for a full year which will be paid in proportion to the actual length of services provided by Mr. Wong. Such director's fees were determined with reference to Mr. Wong's experience and duties as well as the then prevailing market conditions.

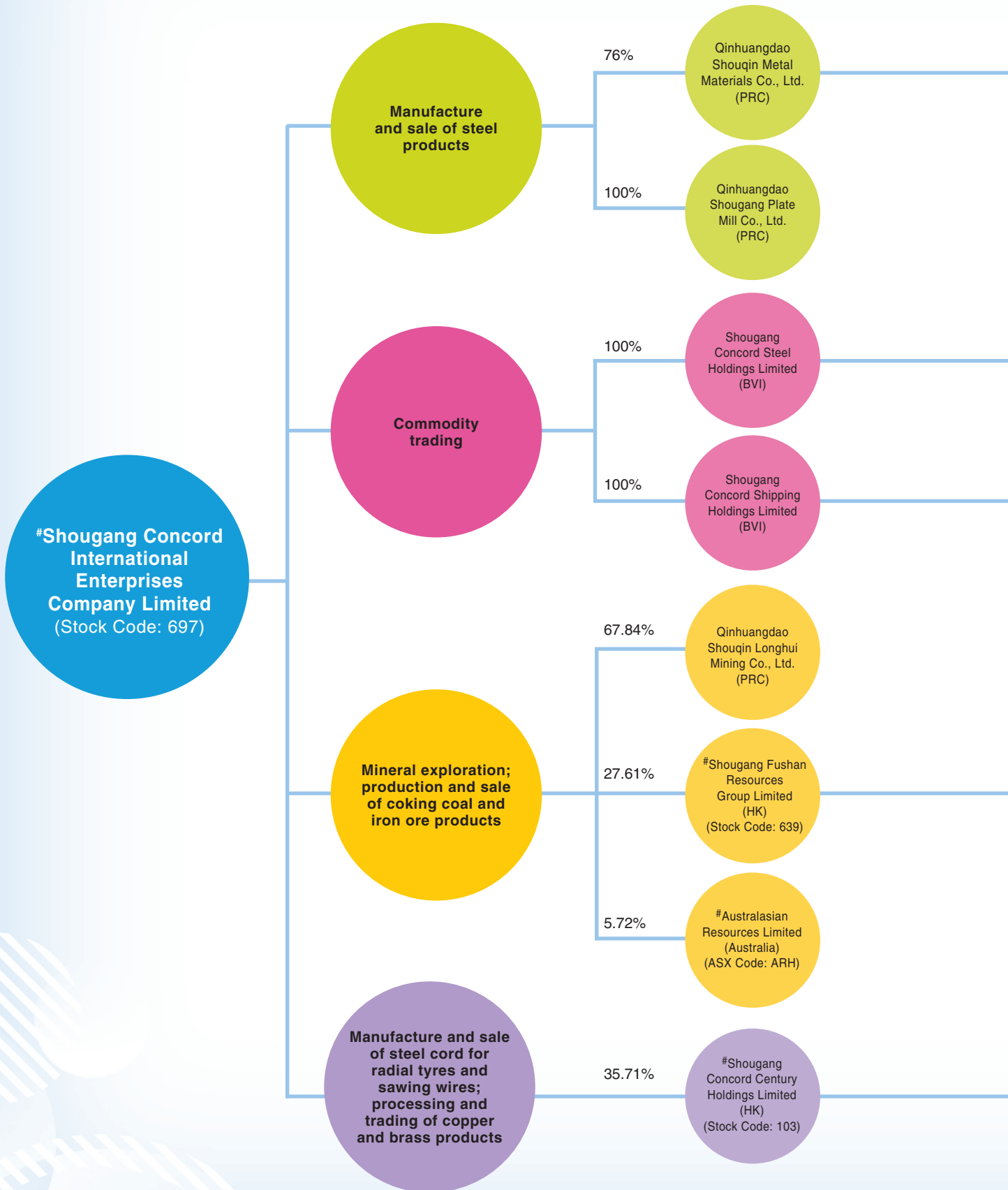
DIRECTORS' BIOGRAPHIES

Mr. Leung Kai Cheung, aged 69, graduated from The Chinese University of Hong Kong with a bachelor degree in business. Mr. Leung was appointed an Independent Non-executive Director of the Company in June 2006 and is a member of each of the Audit Committee, the Nomination Committee and the Remuneration Committee of the Company. He is also an independent non-executive director of each of Shougang Technology and BeijingWest International. Mr. Leung had been a senior executive of Citibank, N.A., the general manager of Barclays Bank PLC in charge of Kowloon and New Territories districts and was the chairman of Star International Enterprises Limited. Mr. Leung has extensive financial knowledge and business management experience and is familiar with the business environment of both Hong Kong and Mainland China and the operation of listed companies.

An engagement letter was entered into with Mr. Leung for a term of three years commencing on 1 January 2014. Under the engagement letter, Mr. Leung is entitled to a director's fee as may be determined by the Board from time to time. For the financial year ended 31 December 2014, the director's fee of Mr. Leung is HK\$330,000. For the financial year ending 31 December 2015, the director's fee of Mr. Leung will be HK\$330,000 for a full year which will be paid in proportion to the actual length of services provided by Mr. Leung. Such director's fees were determined with reference to Mr. Leung's experience and duties as well as the then prevailing market conditions.

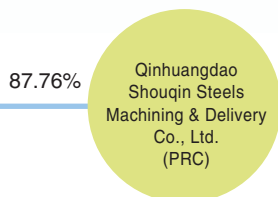
MAIN OPERATIONAL STRUCTURE

As at 31 December 2014



MAIN OPERATIONAL STRUCTURE

As at 31 December 2014


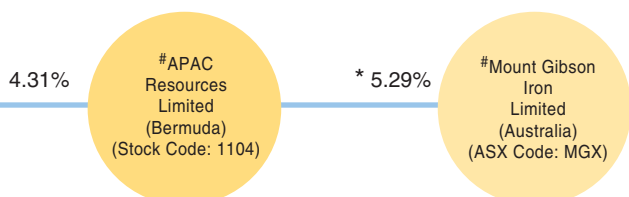
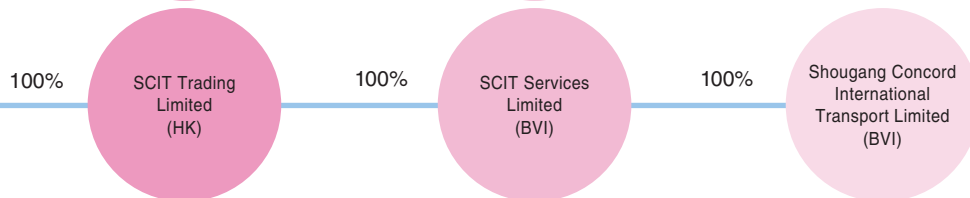



Notes:

All the shareholding interests represent the attributable interests held by Shougang Concord International Enterprises Company Limited.

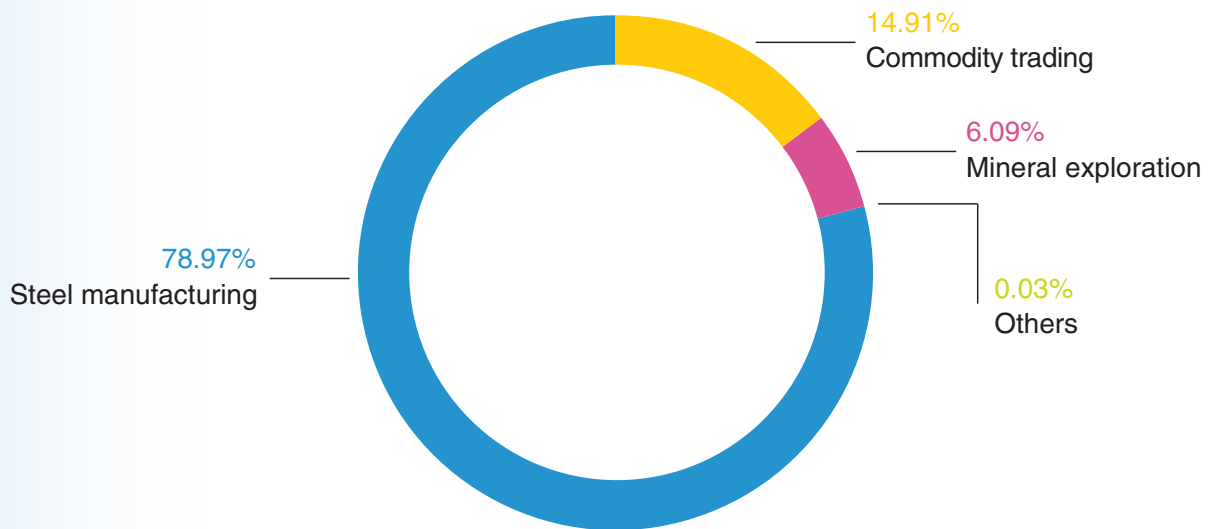
Listed company

* Including the interests held through Shougang Fushan Resources Group Limited and APAC Resources Limited

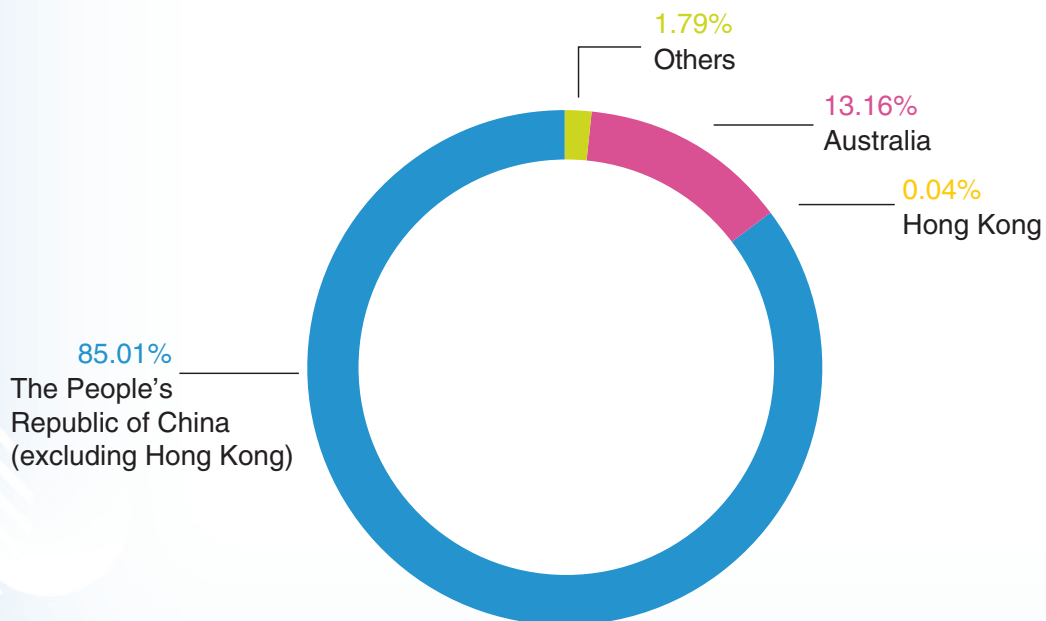


FINANCIAL HIGHLIGHTS

TURNOVER BY PRINCIPAL ACTIVITY FOR THE YEAR 2014

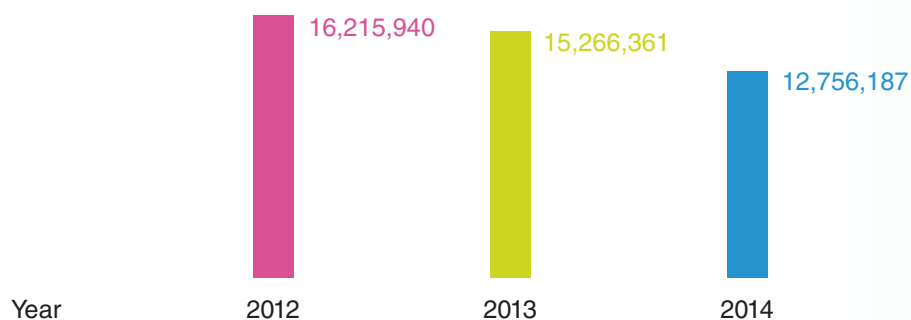


TURNOVER BY GEOGRAPHICAL LOCATION FOR THE YEAR 2014

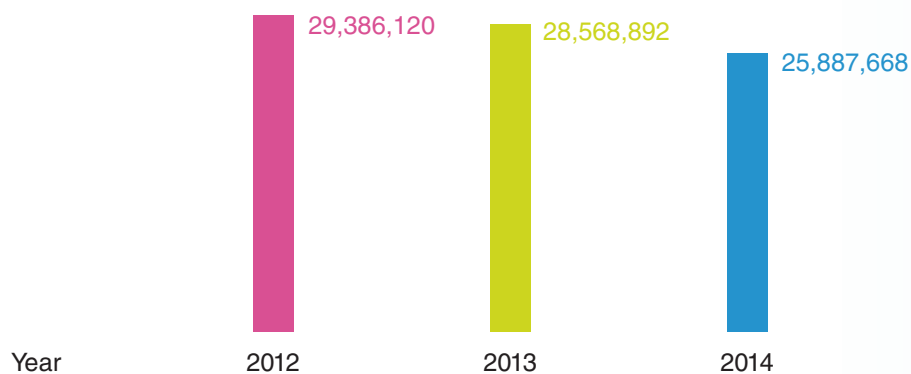


FINANCIAL HIGHLIGHTS

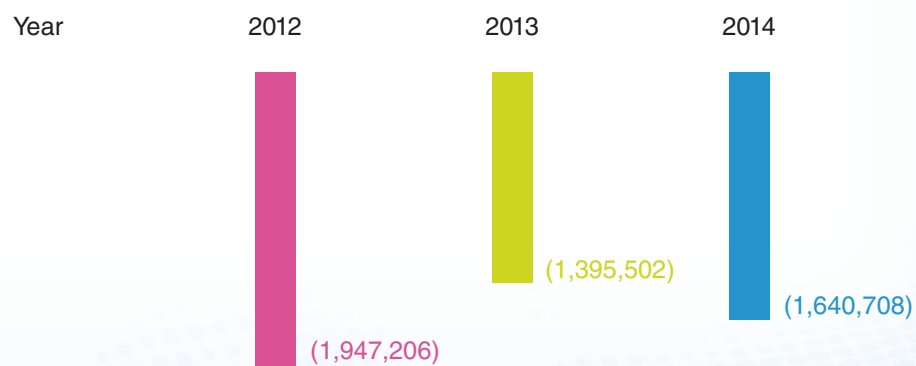
TURNOVER (in HK\$'000)



TOTAL ASSETS (in HK\$'000)



LOSS ATTRIBUTABLE TO OWNERS OF THE COMPANY (in HK\$'000)



CHAIRMAN'S STATEMENT



2014 was a year with extremely complicated global economic situations. While the US was gradually moving towards the exit of quantitative easing that had been implemented since 2008, it had been widely anticipated that the US would raise and normalize its interest rates soon. On the other hand, other major economies such as Europe and Japan still relied on continuous quantitative easing measures to maintain their economic vitality and prevent the risk of deflation. Being the largest emerging economy in the world, the economic growth of China was slowing down in recent years, thus economic stimulus policies may be launched in order to maintain the objective of steady growth.

Although the steel industry had been straying at the bottom of the trough for many years, the problem of overcapacity cannot be solved in a short span of time. This had resulted in the continuous downturn in price and demand of steel. Despite the sluggish domestic market, the export volume of steel increased significantly by 50% during the year. The increase in demand as a whole was therefore to some extent driven by the strong exports. In terms of costs, there was a significant decrease in the cost of raw materials that eased the manufacturing cost of steel in 2014. As China was the largest producer and consumer of steel in the world, the slowdown of domestic economic growth had adversely and materially affected the steel industry. But it is expected that the capacity can be controlled and the demand will be increased upon the national policies such as strengthening environment protection measures, strictly controlling the newly-added capacity and reducing the obsolete capacity becoming effective, thus bringing the recovery of steel industry.

The vertical integration strategy of the Company covers the whole industry value chain from iron ore trading, mining and sales of coking coal in upstream, steel manufacturing in midstream to product processing in downstream. The complete industry value chain endowed the Company to have a complementary synergy effect over its competitors. We are still fully confident in the prospects of the Company.

On behalf of the Company, I would like to express my heartfelt gratitude to the fellow members of the Board, the management team and the staff for all their loyalty and dedication to the Company over the past years. In addition, I would also like to thank the Shougang Corporation for its strong support to the Company, with which the Company can develop its businesses in a stable manner.

Xu Ning
Chairman

26 March, 2015

MANAGEMENT DISCUSSION AND ANALYSIS

COMPANY OVERVIEW

Our operations are mainly segregated into three segments, namely, steel manufacturing, mineral exploration and commodity trading. Our principal business in steel manufacturing segment includes two heavy plate mills operating in Qinhuangdao City, Hebei province, PRC. In addition, we own a deep processing centre on steel products to extend our business to the downstream value chain. Our mineral exploration segment mainly include the holding of approximately 27.61% equity stake of Shougang Fushan Resources Group Limited (“Shougang Resources”), a Hong Kong-listed hard coking coal producer in China. On commodity trading, we have long-term iron ore offtake agreements with Australia-listed iron ore producer Mount Gibson Iron Limited (“Mt. Gibson”). Mt. Gibson will supply iron ore to the Group in a long term basis so as to stabilise our upstream supply chain. Our vertical integration strategy with different upstream, mid-stream and downstream activities is advantageous in enhancing the heavy plate manufacturing operation of the Group.

PERFORMANCE REVIEW

	For the year ended 31 December	
	2014 HK\$ Million	2013 HK\$ Million
Loss attributable to shareholders before share of results of associates	(1,405)	(1,678)
Share of results of associates	(236)	282
Loss attributable to shareholders	(1,641)	(1,396)

The market of the Group’s core business in steel manufacturing was still weak in 2014. Excessive production capacity and imbalance between supply and demand were still the key issues within the industry which could not be resolved in the near term. The steel price was persisting weak under these circumstances. Our share of profit from Shougang Resources, our principal associate with core business in coking coal mining and sales also showed a sharp decline due to the drop in the selling price of coking coal. In addition, Shougang Resources also made impairment loss on its goodwill. Our share of results in Shougang Resources thus changed from a profit last year into a loss this year.

For the year ended 31 December 2014, loss attributable to shareholders amounted to HK\$1,641 million, the loss increased by 17.6% comparing with that of last year. The Group recorded a consolidated turnover of HK\$12,756 million in this year, representing a drop of 16.4% comparing to that of last year. Loss per share was 18.32 HK cents.

MANAGEMENT DISCUSSION AND ANALYSIS

FINANCIAL REVIEW

Year ended 31 December 2014 compared to the year ended 31 December 2013.

Turnover and Cost of Sales

The Group recorded consolidated turnover of HK\$12,756 million for this year, lower by about 16.4% when comparing to the HK\$15,266 million of last year. Lower turnover mainly came from the drop in average selling price (“ASP”) and sales quantities in the commodity trading segment and steel manufacturing segment.

Cost of sales for the year was HK\$13,261 million, comparing to HK\$16,117 million in last year, a drop of 17.7%.

EBITDA and Core Operating Loss

For the year under review, earnings before interest, tax, depreciation, amortization, impairment loss and change in fair value of financial derivative of the Group was HK\$76 million.

Loss after tax but before share of results of associates included significant non-cash and/or non-recurring charges and are reconciled below:

	For the year ended	
	31 December	
	2014	2013
	HK\$ Million	HK\$ Million
Loss attributable to shareholders		
before share of results of associates	(1,405)	(1,678)
Adjusted by:		
Fair value loss on iron ore offtake agreements with Mt. Gibson	141	160
Impairment loss on mining assets	–	131
Employee share option expenses	1	2
Minority interests	–	(42)
Core operating loss before share of results of associates	(1,263)	(1,427)

MANAGEMENT DISCUSSION AND ANALYSIS

FINANCIAL REVIEW (continued)

Finance costs

For the year under review, finance costs amounted to HK\$773 million, 3.6% lower than that of last year. The decrease in finance costs was mainly due to the decrease in loan amount of the Group.

Share of results of associates

In this year, we have recognized losses of HK\$143 million from Shougang Resources and HK\$99 million from Shougang Concord Century Holdings Limited (“Shougang Century”) respectively.

Taxation

In this year, it was HK\$4 million in net tax income, comparing to HK\$11 million in net tax expense in last year. The tax expense in last year was mainly the reversal of deferred tax assets recognized previously by a PRC subsidiary due to foreseeable tax losses utilization.



MANAGEMENT DISCUSSION AND ANALYSIS

REVIEW OF OPERATIONS

Summary of net profit/(loss) contribution to the group by operation/entity:

Operation/Entity	Attributable interest	For the year ended 31 December	
		2014 HK\$ Million	2013 HK\$ Million
1. Steel manufacturing			
Shouqin ¹	76%	(1,060)	(1,367)
Qinhuangdao Plate Mill ²	100%	(69)	(135)
Sub-total		(1,129)	(1,502)
2. Mineral exploration			
Shougang Resources (before impairment loss on goodwill)	27.61%	84	282
Shouqin Longhui	67.84%	(153)	(269)
Sub-total		(69)	13
3. Commodity trading			
The Trading Group	100%	86	326
Sub-total		86	326
4. Others			
Shougang Century	35.71%	(99)	(6)
Fair value loss on Mt. Gibson iron ore offtake agreements	–	(141)	(160)
Share of impairment loss on goodwill made by Shougang Resources	–	(227)	–
Corporate and others	–	(62)	(67)
Sub-total		(529)	(233)
Total		(1,641)	(1,396)

¹ Included the Group and Shouqin's shares of results in its subsidiary, Qinhuangdao Shouqin Steels Machining and Delivery Co. Ltd. ("Processing Centre").

² Included Qinhuangdao Plate Mill's share of results in its subsidiaries other than Shouqin Longhui.

MANAGEMENT DISCUSSION AND ANALYSIS

REVIEW OF OPERATIONS (continued)

Steel Manufacturing

The Group operates in this business segment through Qinhuangdao Shouqin Metal Materials Co., Ltd. (“Shouqin”) and Qinhuangdao Shougang Plate Mill Co., Ltd (“Qinhuangdao Plate Mill”). The steel industry still faces a dire operating environment. This core segment recorded net loss of HK\$1,129 million during the year, while that of last year was net loss HK\$1,502 million. Summary of production and sales quantities of the two manufacturing plants in the current and last year under this segment is as follows:



For the year ended 31 December	Slabs		Heavy Plates	
	2014 000' tonnes	2013 000' tonnes	2014 000' tonnes	2013 000' tonnes
(i) Production				
Shouqin	2,416	2,367	1,644	1,663
Qinhuangdao Plate Mill	–	–	530	620
Total	2,416	2,367	2,174	2,283
Change	+2%		-5%	
(ii) Sales				
Shouqin [#]	594	575	1,655	1,663
Qinhuangdao Plate Mill	–	–	532	614
Total	594	575	2,187	2,277
Change	+3%		-4%	

[#] Difference between production and sales of slabs was mainly represented by those consumed by Shouqin internally to produce heavy plates; slab sales were mainly made towards Qinhuangdao Plate Mill and Processing Centre and are eliminated on consolidation.

MANAGEMENT DISCUSSION AND ANALYSIS

REVIEW OF OPERATIONS (continued)

Steel Manufacturing (continued)

Shouqin

The Group holds an effective interest of 76% in Shouqin, the remaining 20% and 4% were held by Hyundai Heavy Industries Limited and Shougang Corporation respectively.

Shouqin is a leading environmental-friendly integrated facility encompassing the entire process from iron, steel, slab to plate production, it has formulated a product mix covering major

applications in petrochemical, shipping, pressure vessel, industrial machineries and constructions. Its proprietary production technologies in petrochemical, hydro-electrical and ultra-thick plates are among the most advanced in the PRC, its annual production capacities of heavy plate have reached 1.8 million tonnes. For the current year, Shouqin reported a turnover of HK\$9,101 million before elimination, recording a 5.8% drop on the comparative period. The drop was mainly due to decrease of ASP of heavy plates. The ASP (exclude VAT) of heavy plate was RMB3,373 (HK\$4,240) per tonne, 5.6% lower than that of the last year. Production of slab was mainly used for Shouqin's internal consumption while some sales were made towards Qinhuangdao Plate Mill and Processing Centre and are eliminated on consolidation. The ASP (exclude VAT) of slab was RMB2,553 (HK\$3,209) per tonne, about 7.3% lower than that of the last year.



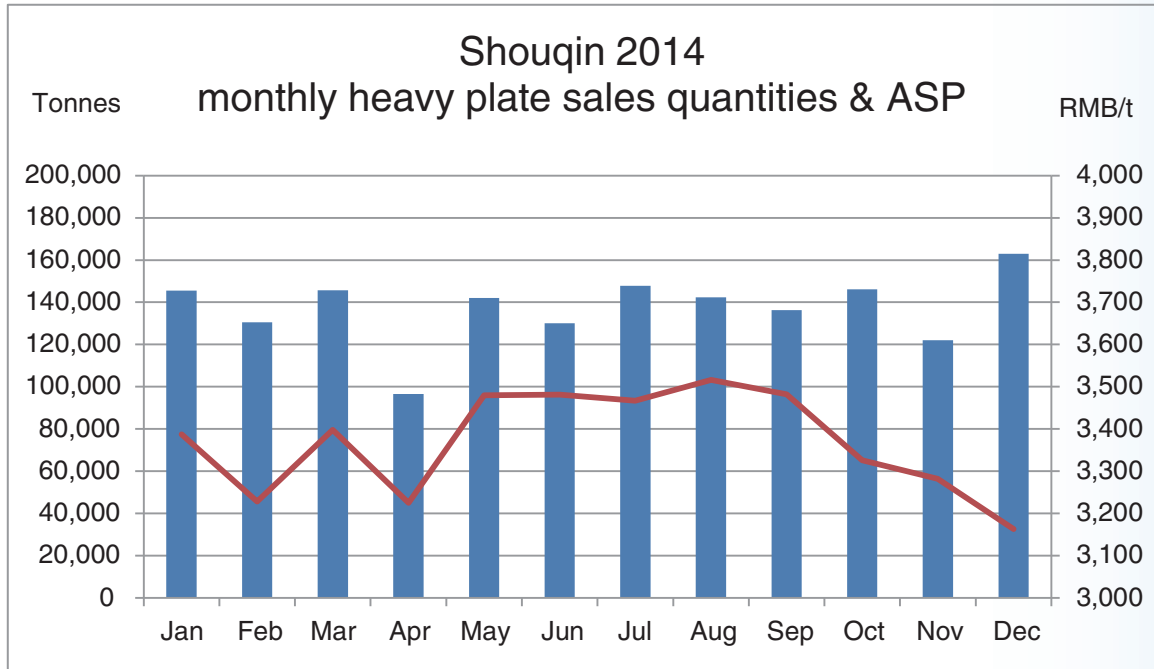
	2014	2013	Change
Quantities sold – heavy plate (tonnes)	1,655,000	1,663,000	-0.5%
ASP (RMB)	3,373	3,572	-5.6%

MANAGEMENT DISCUSSION AND ANALYSIS

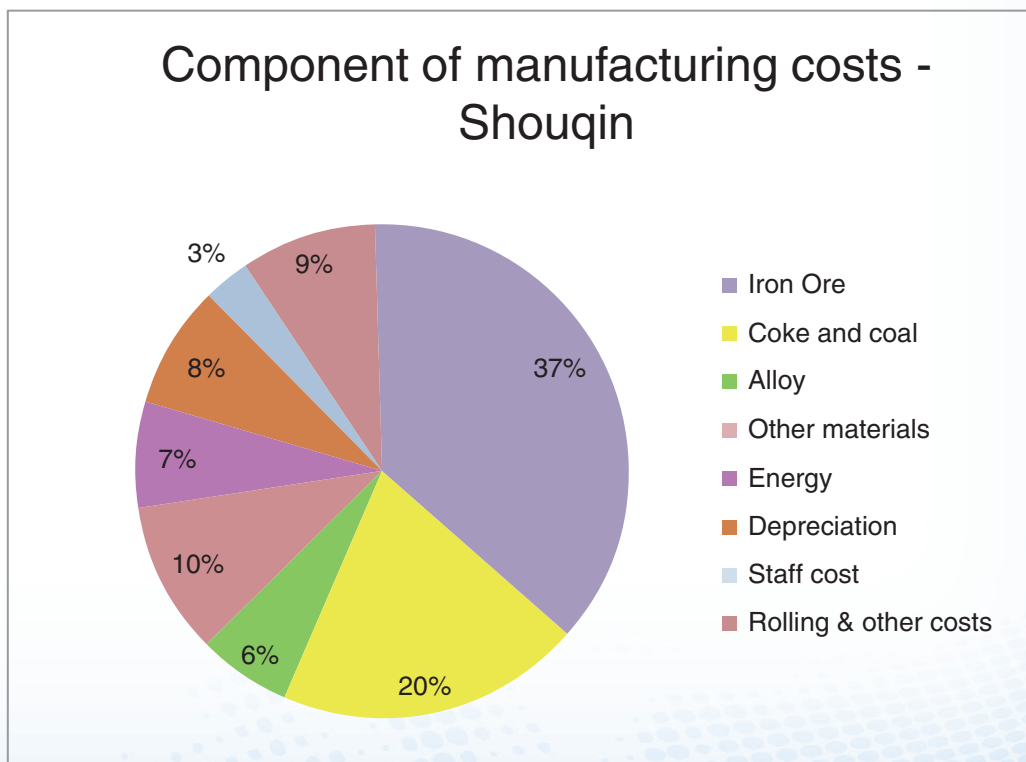
REVIEW OF OPERATIONS (continued)

Steel Manufacturing (continued)

Shouqin (continued)



In the above chart, the bar represents sales quantities while the line represents ASP.



MANAGEMENT DISCUSSION AND ANALYSIS

REVIEW OF OPERATIONS (continued)

Steel Manufacturing (continued)

Shouqin (continued)

Its downstream processing centre, Qinhuangdao Shouqin Steels Machining and Delivery Co., Ltd. is mainly engaged in pre-treatment of ship plates, heavy machinery engineering and structural steel. In this year, this entity recorded HK\$959 million in turnover, which is 65.9% increase compared with that of last year as a result of more export sales and processing activities in specific plates.

For the year ended 31 December, 2014, the aggregate net loss of Shouqin and Processing Centre attributable to the Group was HK\$1,060 million. The loss decreased by HK\$307 million comparing to the net loss of HK\$1,367 million in last year as benefited from the drop in raw materials purchasing price.

Qinhuangdao Plate Mill

Qinhuangdao Plate Mill recorded a turnover of HK\$2,306 million before elimination for the year ended 31 December 2014, a drop of 13.7% comparing with that of last year. The drop was mainly due to lower sales quantities in the weak market. The sales quantities sold decreased by 13.4% comparing with that of last year, ASP (exclude VAT) was RMB3,189 (HK\$4,008) per tonne, 1.2% lower than that of last year. The Group's share of net loss of Qinhuangdao Plate Mill reduced to HK\$69 million. The loss decreased by HK\$66 million comparing to the net loss of HK\$135 million in last year as benefited from the drop in slab purchasing price.



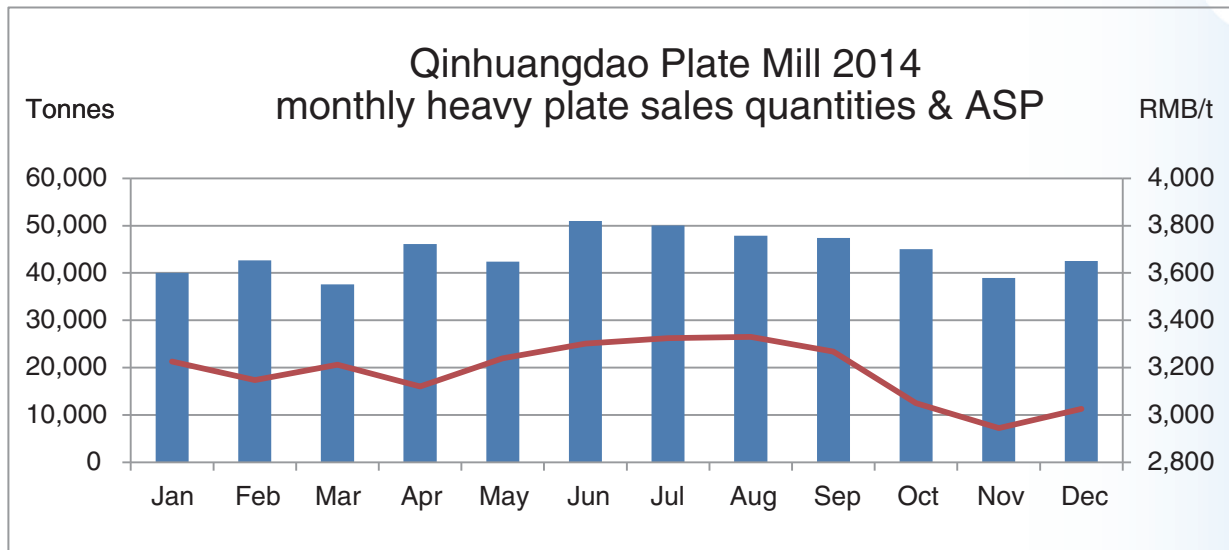
	2014	2013	Change
Quantities sold – heavy plate (tonnes)	532,000	614,000	-13.4%
ASP (RMB)	3,189	3,227	-1.2%

MANAGEMENT DISCUSSION AND ANALYSIS

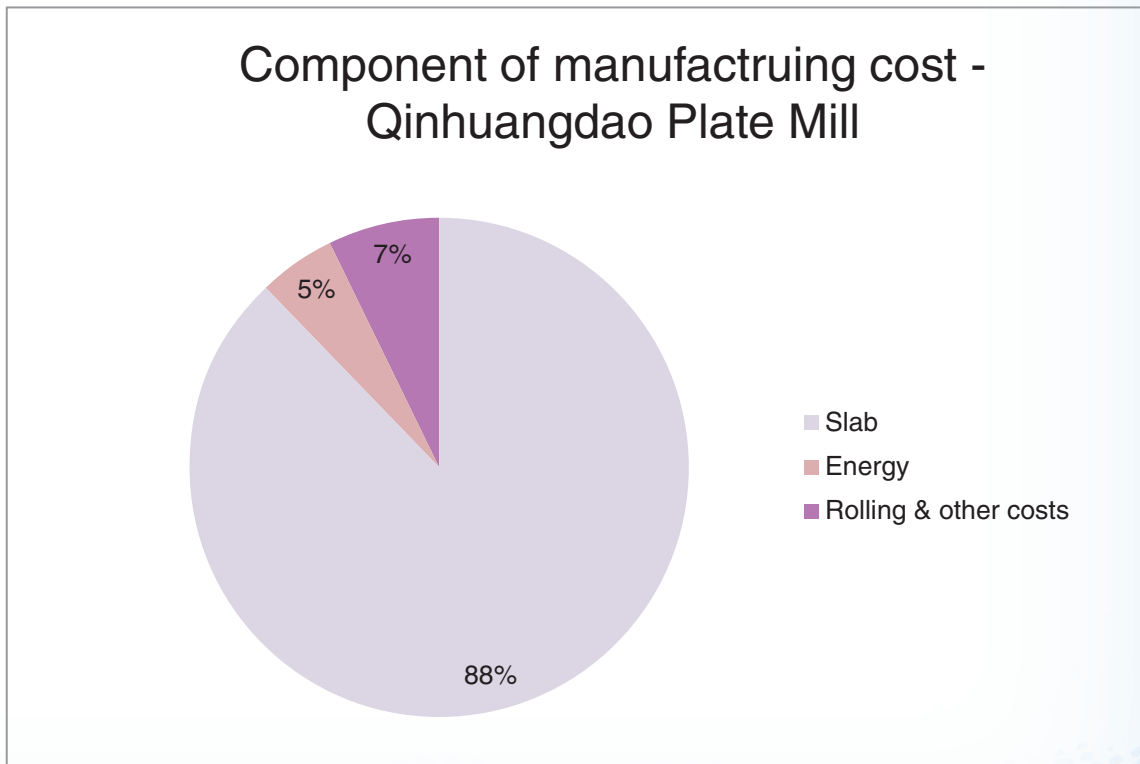
REVIEW OF OPERATIONS (continued)

Steel Manufacturing (continued)

Qinhuangdao Plate Mill (continued)



In the above chart, the bar represents sales quantities while the line represents ASP.



MANAGEMENT DISCUSSION AND ANALYSIS



REVIEW OF OPERATIONS (continued)

Mineral exploration

Exploration and sale of coking coal

Shougang Resources is a 27.61% held associate of the Group listed in Hong Kong, and is a major hard coking coal producer in China, currently operating three premium coking coal mines in Shanxi province namely Xingwu coal mine, Zhaiyadi coal mine and Jinjiazhuang coal mine, PRC with an annual production capacity of over 6 million tonnes. Its consolidated turnover for the year was HK\$3,255 million, a drop of 23.7% over

that of last year. With the weak demand in coke market that is the second largest upstream raw material for steel industry, coking coal having sharp decline in sales prices and sales volumes. The operating profit of Shougang Resources significantly reduced and Shougang Resources was forced to make impairment loss on its goodwill in relation to its assets of coal mines in the amount of HK\$824 million during the year. In addition, because of the devaluation of Renminbi, Shougang Resources recorded exchange related losses of about HK\$96 million on the accounts for holding large amounts of cash and financial instruments. Loss attributable to shareholders of Shougang Resources was HK\$425 million while there was profit of HK\$1,115 million in last year. Loss of Shougang Resources attributable to the Group was HK\$143 million in this year.

Although selling price and quantities sold of coking coal was weak during the year, with the brand quality of Shougang Resources's products, we are still confident towards its future operations.

Production and processing of iron ore products

The Group holds an effective 67.84% interest in Qinhuangdao Shouqin Longhui Mining Co., Ltd ("Shouqin Longhui") which is situated in Qinglong County, Qinhuangdao City, Hebei province, PRC. Shouqin Longhui currently holds two magnetite iron ore mines in addition to concentrating and pelletizing facilities.

During the year under review, Shouqin Longhui sold approximately 1,138,000 tonnes pellets while average selling price was RMB869 (HK\$1,092) per tonne. It recorded a turnover of HK\$1,433 million before elimination for the period, loss of Shouqin Longhui attributable to the Group was about HK\$153 million, comparing to an attributable loss of HK\$269 million in last year. The loss decreased by HK\$116 million comparing to that of last year.



MANAGEMENT DISCUSSION AND ANALYSIS

REVIEW OF OPERATIONS (continued)

Commodity trading


Our trading operations are jointly conducted by SCIT Trading Limited, SCIT Services Limited and Shougang Concord Steel Holdings Limited and its subsidiaries (“The Trading Group”), all of which are wholly owned by the Group. The Trading Group reported a turnover of HK\$1,993 million before elimination in the year ended 31 December 2014, decreased by 55.0% comparing to that of last year as a result of significant drop in the quantities sold and ASP of iron ore sales. Through long term offtake arrangements with Mt. Gibson, it sold approximately 2.46 million tonnes of iron ores, which was 33.3% lower than the 3.69 million tonnes sold of last year. Selling price also decreased by 30.8% to USD92 (HK\$718) per tonne. The resulting net profit of this segment was HK\$86 million in this year, comparing to HK\$326 million in last year, profit reduced by HK\$240 million comparing to that of last year.

Following the completion of mining activities in the mine of Tallering Peak, currently, only the mine of Koolan Island could supply iron ore to the Group under the offtake agreements. However, a slump in Koolan Island occurred in late 2014, which led to the flooding of the mine. Affected by this event, all non-essential activities on the Koolan Island have been suspended. As a result of the suspension, no offtake transactions under the offtake agreements can be effectuated until the operations of the Koolan Island mine resume. During the period of the suspension, Mt. Gibson will not supply iron ore to the Group while the Group will not be required to make any payment to Mt. Gibson.

Other business

Manufacture of steel cord for radial tyres and sawing wires; processing and trading of copper and brass products

Shougang Century is a 35.71% associate of the Group listed in Hong Kong. The Group’s share of its net loss was HK\$99 million, comparing to share of loss of HK\$6 million in last year. The share of loss increased significantly because of the impairment loss of HK\$147 million made by Shougang Century on its property, plant and equipment. Our share of this loss was approximately HK\$53 million.



There is keen competition in the steel cord market. The selling price of steel cords continued to drop. In mid of July 2014, Shougang Century and an independent third party entered into a non-legally binding memorandum of understanding in relation to the proposed capital injection into one of the wholly-owned major subsidiaries of Shougang Century, 滕州東方鋼簾線有限公司 (Tengzhou Eastern Steel Cord Co., Ltd#) (“TESC”) as well as the proposed strategic cooperation between Shougang Century and the independent third party. Upon completion of the proposal, Shougang Century and the independent third party will each own 50% interests in TESC. The proposed capital injection would enhance the capital base of TESC and provide additional financial resources to TESC, which will be utilised to fund the phase II construction of TESC’s steel cord production facilities with an annual production capacity of 100,000 tonnes. The completion of the proposal is subject to the fulfilment of certain conditions.

MANAGEMENT DISCUSSION AND ANALYSIS

REVIEW OF OPERATIONS (continued)

Environmental Protection Measures

The most important operating activity of the Company is the manufacturing and sales of steel. Shouqin, the Company's flagship subsidiary, is the main operator of this business segment. Shouqin focuses on investment in environmental protection and creating green production. With the construction goal of environment protective type, energy recycling type and cost-effective type, Shouqin invested about 10% of the total project costs in environmental protection, which comprised of the following measures:



1. Dust Clearing System

Shouqin has applied fully enclosed joint silos, which eliminates the traditional raw steel enterprises yard mode, and integrates storage and distribution as a whole. This resolves the dusting problem of raw materials, reduces the cost of dumping and ensures the quality of raw materials and fuels whilst eliminating pollution. Dust is removed in a fully enclosed loop, which utilizes all vacuum suction tankers in pneumatic conveying to eliminate secondary dusting. In addition, pulse dust-dry technique is applied at large blast furnace to treat blast furnace gas.

2. Water System

Shouqin has constructed a centralized water supply and closed-loop water system, which implements the water for use in production on cascade basis. By combining the principles of voicing diversion, rain and sewage diversion and loop principle, the smelting of steel, iron, and rolling of steel were built with water treatment system with separate loop. There is zero waste water discharge from production and the capacity of sewage treatment station is 650t/h. Water circulation rate reached 98.6%, with fresh water consumption of steel 1.7m³ per tonne. Zero waste water discharge is thus achieved.

MANAGEMENT DISCUSSION AND ANALYSIS

REVIEW OF OPERATIONS (continued)

Environmental Protection Measures (continued)

3. Energy Recycling

The residual resources are adequately utilized from comprehensive application of power generation projects (pressure generation), which do not only save energy but reduce emissions of pollutants and noise. The recovery of gas from by-products through the use of advanced technologies are all applied in sintering, hot stove, sleeve kilns, furnaces and captive power generation.

- Recycling of blast furnace gas

The blast furnace gas generated from the production of Shouqin after going through gravity dusting and dry dusting are all recovered and stored, which are applied pressure generation of electricity, sintering ignition, stove, furnace coal injection mixing air and rolling furnace production.

- Converter gas recovery and utilization

The converter gas generated from the production of Shouqin after one time dusting are applied in torpedo baking, bake steel package, captive power plant boilers, lime sleeve kiln production.

- Residual heat recycling

The steam generated from the factory area of Shouqin accounted for 75% of the total usage of steam in the residual heat recycling within the factory area, which is applied to sintering mixing, RH furnace production, the production of liquid oxygen and other areas.

4. Energy-saving measures

- Energy centre

Through information technology, digital technology, precise control, segment management, Shouqin implements total process management over the procurement, production, operation, use, and recycle of energy products. Comprehensive monitoring and economic distribution of energy is realized and the goals of systematic energy saving are achieved.

- Energy Management Contracts

Shouqin first introduced new mechanisms of energy saving for energy management contracts in the steel industry, which accumulated the implementation for a number of energy conservation projects, with annual reduction ability in energy conservation.

MANAGEMENT DISCUSSION AND ANALYSIS

REVIEW OF OPERATIONS (continued)

Environmental Protection Measures (continued)

5. Noise Control

Shouqin selected low-noise equipment, using silencers, noise separation, vibration reduction and flexible connections in air compressors, oxygen compressors, blowers, etc.

6. Green landscaping

The green landscaping site in the factory area of Shouqin amounted to 720,000 square metres with a green ratio of 39%.

LIQUIDITY, FINANCIAL RESOURCES AND FINANCING ACTIVITIES

We aim to diversify our funding sources through utilization of both banking and capital markets. To the extent possible, financing is arranged to match business characteristics and cash flows.

1. Cash/Bank balances and Loans

The cash and bank balances, loans and financial leverage of the Group as at 31 December 2014 as compared to 31 December 2013 is summarized below:

	PRC (exclude HK) 31 December 2014 HK\$ Million	Other than PRC 31 December 2014 HK\$ Million	Group Total 31 December 2014 HK\$ Million	Group Total 31 December 2013 HK\$ Million
Cash and bank deposits	1,415	821	2,236	2,612
Total loans				
– from banks*	6,642	1,333	7,975	9,550
– from parent company	873	–	873	893
Total	7,515	1,333	8,848	10,443
Total assets	17,371	8,517	25,888	28,569
Total loans to total assets	43.3%	15.7%	34.2%	36.6%

* excluding financing from discounted bills.

MANAGEMENT DISCUSSION AND ANALYSIS

LIQUIDITY, FINANCIAL RESOURCES AND FINANCING ACTIVITIES (continued)

1. Cash/Bank balances and Loans (continued)

Our ultimate holding company, Shougang Corporation has provided corporate guarantee for most of the bank loans in PRC granted to the Group. Taking into account the financial resources of the Group, including the Group's ability to renew and refinance the banking facilities upon maturity, the Group has sufficient working capital to meet in full its financial obligations.

2. Currency and Interest Rate Risk

The Company manages its financial risks in accordance with guidelines laid down by its Board of Directors. The treasury policy aims to manage the Group currency, interest rate and counterparty risks. Derivatives are only used primarily for managing such risks but not for speculative purposes. We also target to ensure that adequate financial resources are available for business growth.

The Group conducts its businesses mainly in Hong Kong and Mainland China, it is subject to the foreign exchange fluctuations of HK Dollars, US Dollars and Renminbi. To minimize currency exposure, non-Hong Kong Dollar assets are usually financed in the same currency as the asset or cash flow from it through borrowings. For the year ended 31 December 2014, approximately 85% of the Group's turnover was denominated in Renminbi. A mixture of fixed and floating rate borrowings are used in order to stabilize interest costs despite rate movements. The Group also enters into certain interest rate swaps to mitigate interest rate risks occasionally. Notional amounts of such derivative instruments amounted to USD25 million has been expired during the year and no financial derivative was outstanding as at the end of the year.

3. Financing activities

The Company has concluded three new bank financing during this year, totaling USD80 million, of tenors 3 years.

There are various financial covenants under the existing bank loan agreements entered into by the Company. The Company has been from time to time monitoring the compliance with such financial covenants. In the event the Company foresees the possibility that the Company may not be able to attain any required financial indicators for any relevant period, the Company will take pre-caution measures to obtain consents from the relevant banks either to waive compliance with the relevant financial covenants for the relevant period or to revise the relevant financial covenants, as the case may be.

MANAGEMENT DISCUSSION AND ANALYSIS

MATERIAL ACQUISITIONS & DISPOSALS

There were no material acquisitions and disposals during this year.

CAPITAL STRUCTURE

The Company did not issue any new shares during this year.

The issued share capital of the Company was HK\$5,345 million (represented by 8,957,896,227 ordinary shares).

EMPLOYEES AND REMUNERATION POLICIES

The Group has a total of approximately 4,240 employees as at 31 December 2014.

The remuneration policies of the Group are to ensure fairness and competitiveness of total remuneration in order to motivate and retain current employees as well as to attract potential ones. Remuneration packages are carefully structured to take into account local practices under various geographical locations in which the Group operates.

The remuneration packages of employees in Hong Kong include salary, discretionary bonuses, medical subsidies and a hospitalization scheme. All of the subsidiaries of the Group in Hong Kong provide pension schemes to the employees as part of their staff benefits. The remuneration packages of employees in the PRC include salary, discretionary bonuses, medical subsidies and a welfare fund contribution as part of their staff benefits.

PROSPECTS

Throughout 2014, the world economy was changeable. The US economy had improved and the quantitative easing policies implemented since 2008 is likely coming to an end. Interest rates may be normalize in the new year. The economic growth of China continue to slowdown, thus steady growth will be the usual objective for China. The economies of Europe and Japan seems to remain weak, and will still have to rely on quantitative easing policies in stimulating the real economy in the short term. In 2014, the International commodity prices also recorded significant drop. The severe drop in the prices of oil, iron ore and copper deeply rocked the market.

Although the steel industry had been straying at the bottom of the trough for many years, the situations of overcapacity and excess supply over demand still remained unchanged. The steel prices had been sustaining at a low level for years under the sluggish market. Fortunately, the prices of the raw materials for steel manufacturing, such as iron ore and coke, decreased significantly during the period. This had slightly improved the operating performance in steel industry. It is expected that with the ongoing cost improvement, the losses in operation of the steel industry can be continue to reduce in the next year.

MANAGEMENT DISCUSSION AND ANALYSIS

PROSPECTS (continued)

With respect to commodity trading, the Company had entered into long-term off-take agreements with Mt. Gibson. However, the seawall outside its mine in Koolan Island collapsed at the end of 2014 and resulted in flooding in the mine. It is believed that the supply of iron ore by Mt. Gibson to the Company will be materially affected. As such, the Company will also have to experience substantial slowdown in commodity trading business in 2015.

With respect to mineral exploration, Shougang Resources, the major associate of the Company, was also suffering from the severe drop in the price and sales quantities of coking coal. The operating profit of Shougang Resources decreased significantly during the period. An impairment loss of HK\$824 million was also made on its goodwill in relation to mining assets so as to reflect the current asset value. In addition, with a large amount of cash on hand, Shougang Resources recorded exchange loss of HK\$96 million due to the depreciation of RMB. However, most of the above impairment loss and exchange loss were non-cash nature. With the sound financial background and the extremely low debt ratio of Shougang Resources, together with large amount of cash on hand, Shougang Resources will be able to create more value upon appropriate investment opportunities arise.

As the capacity reduction policies became taking effective, together with the increasing exports, both of which will conduce the rise in demand. Furthermore, the cost improvement and strengthening of environment protection measures are also beneficial to the future development of the industry. Being the ultimate holding company of the Company, Shougang Corporation provides strong support to the Company. We are still fully confident in the prospects of the Company.



CORPORATE GOVERNANCE REPORT

The Company is committed to maintaining good corporate governance standard and procedures to safeguard the interests of all shareholders and to enhance accountability and transparency.

CORPORATE GOVERNANCE PRACTICES

The Company has complied with the code provisions of the Corporate Governance Code (the “CG Code”) as set out in Appendix 14 of the Rules Governing the Listing of Securities on The Stock Exchange of Hong Kong Limited (the “Stock Exchange”) (the “Listing Rules”) during the financial year ended 31 December 2014, except for the following deviations:

- Under the code provision A.2.7 of the CG Code, the chairman should at least annually hold meetings with the non-executive directors (including independent non-executive directors) without the executive directors present.

During the year, the Non-executive Directors and the Independent Non-executive Directors may communicate with the Chairman directly at any time to voice their opinion and share their views on the Company’s affairs despite that the Chairman has not held a meeting with the Non-executive Directors and the Independent Non-executive Directors without the Executive Directors present on the grounds of his absence from Hong Kong. The Company considers that there are sufficient channels for discussion of the Company’s affairs between the Chairman and the Non-executive Directors (including the Independent Non-executive Directors) in the absence of management.

- Under the first part of code provision E.1.2 of the CG Code, the chairman of the board should attend the annual general meeting. He should also invite the chairmen of the audit, remuneration, nomination and any other committees (as appropriate) to attend. In their absence, he should invite another member of the committee or failing this his duly appointed delegate, to attend. These persons should be available to answer questions at the annual general meeting.

The Chairman of the Board, who is also the chairman of the Nomination Committee of the Company, did not attend the annual general meeting of the Company held on 6 June 2014 (the “2014 AGM”) as he had another business engagement. The Managing Director of the Company, who took the chair of the 2014 AGM, and other members of the Board together with the chairmen of the Audit and Remuneration Committees and all other members of each of the Audit, Remuneration and Nomination Committees attended the 2014 AGM. The Company considers that the members of the Board and the Audit, Remuneration and Nomination Committees who attended the 2014 AGM were already of sufficient calibre and number for answering questions at the 2014 AGM.

CORPORATE GOVERNANCE REPORT

BOARD OF DIRECTORS

Composition

The Board currently comprises a total of nine Directors, being three Executive Directors, three Non-executive Directors and three Independent Non-executive Directors. The list of Directors is set out in the section headed “Report of the Directors” of this annual report. In addition, an updated list of the Directors and their roles and functions is published on the websites of the Stock Exchange and the Company respectively.

The Board is characterised by significant diversity and has a balance of skills and experience appropriate for the requirements of the business of the Company. The Directors’ biographical information is set out in the section headed “Directors’ Biographies” of this annual report.

The Directors give sufficient time and attention to the affairs of the Company and its subsidiaries (the “Group”). All Directors are required to disclose to the Company at the time of their appointment and annually the number and the nature of offices held in public companies or organizations and other significant commitments with an indication of the time involved.

Save for those as disclosed in the section headed “Directors’ Biographies” as set out on pages 3 to 7 of this annual report, the Board members have no other financial, business, family or other material/relevant relationships with each other.

The Board includes a balanced composition of Executive and Non-executive Directors (including Independent Non-executive Directors) so that there is a sufficient independent element on the Board, which can effectively exercise independent judgement.

The Non-executive Directors are of sufficient number and calibre for their views to carry weight. The functions of Non-executive Directors include:

- bringing an independent judgement at Board meetings;
- taking the lead where potential conflicts of interests arise;
- serving on Board committees if invited; and
- scrutinising the Company’s performance and monitoring performance reporting.

CORPORATE GOVERNANCE REPORT

BOARD OF DIRECTORS (continued)

Composition (continued)

The Non-executive Directors (including Independent Non-executive Directors) have made a positive contribution to the development of the Company's strategy and policies through independent, constructive and informed comments. They give the Board and the committees on which they serve the benefit of their skills, expertise, varied backgrounds and qualifications through regular attendance and active participation.

Composition of the Board is disclosed, and the Independent Non-executive Directors are identified, in all corporate communications to shareholders.

Board diversity

The Company adopted a board diversity policy (the "Board Diversity Policy") on 28 August 2013 which sets out its approach to achieve diversity on the Board with a view to achieving a sustainable and balanced development of the Company.

The Company seeks to achieve Board diversity through the consideration of a number of factors, including but not limited to gender, age, cultural and educational background, ethnicity, professional experience, skills, knowledge and length of service. The Company will also take into account factors based on its own business model and specific needs from time to time. The ultimate decision will be based on merit and contribution that the selected candidates will bring to the Board.

The Board Diversity Policy is posted on the website of the Company.

Role and function of the Board and the management

The Board is responsible for overall strategic formulation and performance monitoring of the Group. It delegates day-to-day operations of the Company to the Executive Committee and senior management within the control and authority framework set by the Board. In addition, the Board has also delegated various responsibilities to the Audit Committee, the Remuneration Committee and the Nomination Committee. Further details of these committees are set out in this report.

CORPORATE GOVERNANCE REPORT

BOARD OF DIRECTORS (continued)

Board meetings

The Board meets regularly and holds at least four Board meetings a year. Additional meetings will be arranged, if and when required. The Directors can attend meetings in person or through electronic means of communication in accordance with the articles of association of the Company (the “Articles”).

The Company Secretary assists the Chairman in drawing up the agenda of each Board meeting. Draft agenda of each regular Board meeting will be sent to all Directors for review before the agenda is issued and all Directors may request for inclusion of other matters in the agenda. The Chairman will take into account the matters proposed by the Directors and where appropriate, approve the inclusion of such matters in the agenda of the Board meeting. Generally, at least 14-day notice of a regular Board meeting is given and the Company aims at giving reasonable notice for all other Board meetings. The Company also aims at sending the agenda and the accompanying board papers, which are prepared in a form and quality sufficient to enable the Board to make informed decisions on matters placed before it, to all Directors at least 3 days before the intended date of a Board meeting. Where queries are raised by Directors, prompt and full responses will be given if possible.

There has been procedure in place to enable Directors to seek independent professional advice in appropriate circumstances at the Company’s expenses. The Board shall resolve to, upon reasonable request, provide separate independent professional advice to Directors to assist them perform their duties to the Company.

The Company Secretary is responsible for taking minutes of Board meetings and Board committee meetings, draft and final versions of which would be sent to Directors for comments and records respectively, within a reasonable time after each meeting. Minutes are recorded in sufficient detail the matters considered and decisions reached, including any concerns raised by Directors or dissenting views (if any) expressed. Minutes of Board meetings and Board committees meetings are kept by the Company Secretary and are open for inspection by any Director/committee member.

If a substantial shareholder or a Director has a conflict of interest in a matter (including material transaction with connected persons) which the Board has determined to be material, the matter will be dealt with by a physical Board meeting, rather than a written resolution. Independent Non-executive Directors who, and whose close associates, have no material interest in the transaction should be present at that Board meeting.

Except for those circumstances permitted by the Articles and all applicable laws, rules and regulations, a Director shall not vote on any Board resolution approving any contract or arrangement or any other proposal in which he or any of his close associates (or associates where the transaction or arrangement is a connected transaction under Chapter 14A of the Listing Rules) has a material interest nor shall he be counted in the quorum present at the meeting.

CORPORATE GOVERNANCE REPORT

BOARD OF DIRECTORS (continued)

Attendance records

During the financial year ended 31 December 2014, the Directors have made active contribution to the affairs of the Group and four physical Board meetings were held to consider, among other things, various projects contemplated by the Group and to review and approve the interim results and annual results of the Group.

Details of the Directors' attendances in 2014 are as follows:

	Number of meeting(s) attended/eligible to attend
<i>Executive Directors</i>	
Li Shaofeng	4/4
Zhang Wenhui	4/4
Ding Rucai (<i>appointed with effect from 1 September 2014</i>)	2/2
<i>Non-executive Directors</i>	
Xu Ning (<i>Chairman</i>)	0/4
Chen Zhouping (<i>resigned with effect from 1 September 2014</i>)	2/2
Ip Tak Chuen, Edmond	4/4
Leung Shun Sang, Tony	4/4
<i>Independent Non-executive Directors</i>	
Kan Lai Kuen, Alice	4/4
Wong Kun Kim	4/4
Leung Kai Cheung	4/4

Access to information

The Board is supplied with sufficient explanation and information by the management to enable the Board to make an informed assessment of financial and other information put before it for approval. The management provides all Board members with monthly updates which give a balanced and understandable assessment of the Company's performance, position and prospects in sufficient details to enable the Board as a whole and each Director to discharge their duties. Where any Director requires more information than is volunteered by the management, each Director has the right to separately and independently access to the Company's senior management to make further enquiries if necessary.

Appointment and re-election of Directors

Appointment of new Directors is a matter for consideration by the Nomination Committee. The Nomination Committee will give adequate consideration to the Board Diversity Policy and review the profiles of the candidates and make recommendations to the Board on the appointment, re-appointment and nomination of Directors.

CORPORATE GOVERNANCE REPORT

BOARD OF DIRECTORS (continued)

Appointment and re-election of Directors (continued)

According to the Articles, any Director so appointed by the Board shall hold office, in the case of filling a casual vacancy, only until the next following general meeting of the Company or, in the case of an addition to their number, until the next following annual general meeting of the Company who shall then be eligible for re-election at such general meeting. Every Director is subject to retirement by rotation at least once every three years.

All Directors (including all Non-executive Directors) have entered into service contracts or letters of engagement with the Company for a term of not more than three years.

Independent Non-executive Directors

Pursuant to Rules 3.10(1) and 3.10(2) of the Listing Rules, the Company has appointed three Independent Non-executive Directors and one of them has appropriate professional qualifications or accounting or related financial management expertise.

Pursuant to Rule 3.10A of the Listing Rules, the number of Independent Non-executive Directors of the Company represents one-third of the Board.

The Company has received from each of its Independent Non-executive Directors an annual confirmation of independence pursuant to Rule 3.13 of the Listing Rules and the Company considers that all of the Independent Non-executive Directors are independent.

Any re-election of an independent non-executive director who has served the board for more than nine years, his/her further appointment should be subject to a separate resolution to be approved by shareholders.

Mr. Wong Kun Kim, who will retire and, being eligible, offer himself for re-election at the forthcoming annual general meeting of the Company, has served as an Independent Non-executive Director of the Company for more than 9 years. As an Independent Non-executive Director with extensive experience and knowledge and in-depth understanding of the Company's operations and business, Mr. Wong has expressed objective views and given independent guidance to the Company over the past years, and he continues demonstrating a firm commitment to his role. The Nomination Committee and the Board consider that the long service of Mr. Wong would not affect his exercise of independent judgement and are satisfied that Mr. Wong has the required character, integrity and experience to continue fulfilling the role of an Independent Non-executive Director. The Company will state in a circular which will contain, among other things, the notice convening the forthcoming annual general meeting of the Company the reasons why the Nomination Committee and the Board consider Mr. Wong is still independent and the recommendation to shareholders to vote in favor of the re-election of Mr. Wong as a Director.

Insurance for directors' and officers' liability

Appropriate insurance cover on directors' and officers' liabilities has been in force to protect the Directors and officers of the Group from their risk exposure arising from the businesses of the Group.

CORPORATE GOVERNANCE REPORT

BOARD OF DIRECTORS (continued)

Directors' training and professional development

Every newly appointed Director will be given an introduction of regulatory requirements. Directors are continually updated on the latest development of the Listing Rules, legal and other regulatory requirements to ensure compliance and upkeep of good corporate governance practice. Directors are also encouraged to participate in continuous professional development to develop and refresh their knowledge and skills. The Company Secretary facilitates induction and professional development of Directors and the Company is responsible for arranging and funding suitable training for the Directors.

All Directors have provided to the Company their records of training received during the financial year ended 31 December 2014, a summary of which is as follows:

Directors	Continuous professional development	
	Type <i>(Note I)</i>	Subject <i>(Note II)</i>
Xu Ning	B	4
Li Shaofeng	A	1
	B	4
Zhang Wenhui	B	4
Ding Rucai	A	2, 4
	B	1, 4
Chen Zhouping	B	4
Ip Tak Chuen, Edmond	B	4
Leung Shun Sang, Tony	B	4
Kan Lai Kuen, Alice	B	4
Wong Kun Kim	A	1, 3, 4
	B	4
Leung Kai Cheung	A	1
	B	4

Note I:

- A: Attending seminars, conferences, forums, in-house briefings or in-house training
B: Reading newspapers, journals and updates

Note II:

- 1: Laws, rules and regulations
2: Finance, Accounting or Taxation
3: Management
4: Businesses relating to the Company

CORPORATE GOVERNANCE REPORT

CHAIRMAN AND MANAGING DIRECTOR

The roles of Chairman and Managing Director are separate and exercised by different individuals to reinforce their independence and accountability. Mr. Xu Ning is the Chairman and Mr. Li Shaofeng serves as the Managing Director of the Company. The Chairman provides leadership for the Board and ensures that the Board works effectively and performs its responsibilities. The Managing Director has overall chief executive responsibility for the Group's business development and day-to-day management generally. The division of responsibilities between the Chairman and the Managing Director is clearly established and set out in writing.

In performing the role of Chairman, Mr. Xu Ning's responsibilities include, amongst other things:

- taking primary responsibility for ensuring that good corporate governance practices and procedures are established;
- ensuring that all Directors are properly briefed on issues arising at Board meetings, and ensuring that Directors receive, in a timely manner, adequate information which must be accurate, clear, complete and reliable;
- encouraging all Directors to make a full and active contribution to the Board's affairs and taking the lead to ensure that the Board acts in the best interest of the Company;
- encouraging Directors with different views to voice their concerns, allowing sufficient time for discussion of issues and ensuring that Board decisions fairly reflect Board consensus;
- ensuring that appropriate steps are taken to provide effective communications with shareholders and that their views are communicated to the Board as a whole; and
- promoting a culture of openness and debate by facilitating the effective contribution of Non-executive Directors in particular and ensuring constructive relations between Executive and Non-executive Directors.

CORPORATE GOVERNANCE REPORT

BOARD COMMITTEES

The Board has established the following committees to oversee particular aspects of the Company's affairs and to assist in the execution of the Board's responsibilities. All committees have their own terms of reference. All resolutions passed by the committees will be reported to the Board at the next Board meeting.

Executive Committee

An Executive Committee of the Board was established in February 2005 with specific written terms of reference which deal clearly with its authorities and duties.

The Executive Committee has been conferred with the general powers of the Board (except those matters specifically reserved for the Board) to manage and oversee the operations of the Group and has been assigned with the responsibilities to perform the corporate governance duties as follows:

- to develop and review the Company's policies and practices on corporate governance and make recommendations to the Board;
- to review and monitor the training and continuous professional development of Directors and senior management;
- to review and monitor the Company's policies and practices on compliance with legal and regulatory requirements;
- to develop, review and monitor the code of conduct and compliance manual (if any) applicable to the Group's employees and Directors;
- to review the Company's compliance with the CG Code and disclosure in the Corporate Governance Report; and
- to conform to any requirement, direction, regulation that may from time to time be prescribed by the Board or contained in the constitution of the Company or imposed by legislation.

The Executive Committee comprises all Executive Directors of the Company.

CORPORATE GOVERNANCE REPORT

BOARD COMMITTEES (continued)

Executive Committee (continued)

During the year, seventeen physical meetings of the Executive Committee were held. Amongst those meetings, two meetings were held for the purpose of performing the corporate governance duties and the attendances of the members of the Executive Committee at these meetings are as follows:

<u>Committee members</u>	<u>Number of meeting(s) attended/eligible to attend</u>
Li Shaofeng (<i>chairman of the committee</i>)	2/2
Zhang Wenhui	2/2
Ding Rucai (<i>appointed as a member with effect from 1 September 2014</i>)	0/0

The major work in relation to the corporate governance of the Group performed by the Executive Committee during the year included, amongst other things, the following:

- reviewing the Company's compliance with the CG Code and disclosure in the corporate governance report of the Company for the year ended 31 December 2013; and
- reviewing and updating the Internal Control Manual on Inside Information of the Company.

Audit Committee

An Audit Committee of the Board was established in December 1998 with specific written terms of reference which deal clearly with its authorities and duties. The terms of reference of the Audit Committee are posted on the websites of the Stock Exchange and the Company respectively.

The principal duties of the Audit Committee include, amongst other things:

- overseeing the relationship with the Company's auditor;
- reviewing the interim and annual financial statements;
- reviewing the Company's financial reporting system and internal control procedures; and
- reviewing the arrangements that employees of the Company can use, in confidence, to raise concerns about possible improprieties in financial reporting, internal control or other matters.

CORPORATE GOVERNANCE REPORT

BOARD COMMITTEES (continued)

Audit Committee (continued)

The Audit Committee has explicit authority to investigate any activity within its terms of reference and the authority to obtain outside legal or other independent professional advice, at the Company's expense, to perform its responsibilities if it considers necessary. It is given access to and assistance from the employees and reasonable resources to perform its duties properly.

The chairman of the Audit Committee is an Independent Non-executive Director and the Audit Committee comprises all Independent Non-executive Directors of the Company. None of the members of the Audit Committee are former partners of the auditor of the Company.

During the year, two physical meetings of the Audit Committee were held and the attendances of the members of the Audit Committee are as follows:

Committee members	Number of meeting(s) attended/eligible to attend
Kan Lai Kuen, Alice (<i>chairman of the committee</i>)	2/2
Wong Kun Kim	2/2
Leung Kai Cheung	2/2

The major work performed by the Audit Committee during the year included, amongst other things, the following:

- reviewing the final results of the Group for the financial year ended 31 December 2013; and
- reviewing the interim results of the Group for the six months ended 30 June 2014.

During the year, the Board had no disagreement with the Audit Committee's view on the selection, appointment, resignation or dismissal of the external auditor.

CORPORATE GOVERNANCE REPORT

BOARD COMMITTEES (continued)

Nomination Committee

A Nomination Committee of the Board was established in February 2005 with specific written terms of reference which deal clearly with its authorities and duties. The terms of reference of the Nomination Committee are posted on the websites of the Stock Exchange and the Company respectively.

The principal duties of the Nomination Committee include:

- reviewing the structure, size and composition of the Board and making recommendations on any proposed changes to the Board to complement the Company's corporate strategy;
- identifying individuals suitably qualified to become Board members and selecting or making recommendations to the Board;
- making recommendations to the Board on the appointment or re-appointment of Directors and succession planning for Directors;
- assessing the independence of Independent Non-executive Directors; and
- reviewing the Board Diversity Policy, as appropriate; and reviewing the measurable objectives that have been set for implementing the Board Diversity Policy, and reviewing the progress on achieving the objectives.

Where vacancies exist at the Board, candidates are proposed and put forward to the Nomination Committee for consideration. The recommendations of the Nomination Committee will then be tendered to the Board for approval. In considering the nomination of a new Director, the Nomination Committee will give adequate consideration to the Board Diversity Policy and take into account the qualification, ability, working experience, leadership and professional ethics of the candidates. In determining the independence of Directors, the Board follows the requirements set out in the Listing Rules.

The Nomination Committee has explicit authority to seek any necessary information from the employees within its scope of duties and the authority to obtain outside independent professional advice, at the Company's expense, to perform its responsibilities if it considers necessary.

CORPORATE GOVERNANCE REPORT

BOARD COMMITTEES (continued)

Nomination Committee (continued)

The chairman of the Nomination Committee is the Chairman of the Board and the Independent Non-executive Directors of the Company constitute the majority of the Nomination Committee.

During the year, three physical meetings of the Nomination Committee were held and the attendances of the members of the Nomination Committee are as follows:

Committee members	Number of meeting(s) attended/eligible to attend
Xu Ning (<i>chairman of the committee</i>)	0/3
Leung Shun Sang, Tony	3/3
Kan Lai Kuen, Alice	3/3
Wong Kun Kim	3/3
Leung Kai Cheung	3/3
Li Shaofeng – as alternate of Mr. Xu Ning	3/3

The major work performed by the Nomination Committee during the year included, amongst other things, the following:

- assessing the independence of the Independent Non-executive Directors;
- considering and making recommendations to the Board on the re-election of Directors at the annual general meeting;
- considering and making recommendations to the Board for the appointment of Mr. Ding Rucai as an Executive Director and the Deputy Managing Director of the Company; and
- reviewing the structure and composition of the Board with due regard for the benefits of diversity on the Board.

CORPORATE GOVERNANCE REPORT

BOARD COMMITTEES (continued)

Remuneration Committee

A Remuneration Committee of the Board was established in February 2005 with specific written terms of reference which deal clearly with its authorities and duties. The terms of reference of the Remuneration Committee are posted on the websites of the Stock Exchange and the Company respectively.

The principal duties of the Remuneration Committee include:

- making recommendations to the Board on the Company's policy and structure for all remuneration of Directors and senior management of the Group;
- reviewing and approving the management's remuneration proposals with reference to the Company's goals and objectives;
- determining, with delegated responsibility, the remuneration packages of individual Executive Directors and senior management and making recommendations to the Board on the remuneration of Non-executive Directors;
- reviewing and approving compensation payable to Executive Directors and senior management and compensation arrangements relating to dismissal or removal of Directors for misconduct; and
- ensuring that no Director or any of his/her associates is involved in deciding his/her own remuneration.

The Remuneration Committee may consult the Chairman of the Board and/or the Managing Director of the Company about their remuneration proposals for other Executive Directors. It has explicit authority to seek any necessary information from the employees within its scope of duties and the authority to obtain outside independent professional advice, at the Company's expense, to perform its responsibilities if it considers necessary.

The remuneration policies for the Company as well as the Directors are market alignment and reward for performance. The Company reviews the remuneration package annually taking into consideration of the market practice, competitive market position and individual performance.

The chairman of the Remuneration Committee is an Independent Non-executive Director and the Independent Non-executive Directors of the Company constitute the majority of the Remuneration Committee.

CORPORATE GOVERNANCE REPORT

BOARD COMMITTEES (continued)

Remuneration Committee (continued)

During the year, two physical meetings of the Remuneration Committee were held and the attendances of the members of the Remuneration Committee are as follows:

Committee members	Number of meeting(s) attended/eligible to attend
Wong Kun Kim (<i>chairman of the committee</i>)	2/2
Li Shaofeng	2/2
Leung Shun Sang, Tony	2/2
Kan Lai Kuen, Alice	2/2
Leung Kai Cheung	2/2

The major work performed by the Remuneration Committee during the year included, amongst other things, the following:

- considering and approving the terms of the service contract and the remuneration of Mr. Ding Rucai;
- considering, reviewing and determining the remuneration of the Executive Directors of the Company for the year 2015;
- considering the bonuses of the Executive Directors of the Company for the year 2014; and
- making recommendations to the Board on the directors' fee of the Non-executive Directors of the Company for the year 2015.

Details of remuneration paid to Directors and senior management for the year are set out in note 12 to the consolidated financial statements.

COMPANY SECRETARY

The Company Secretary supports the Board by ensuring good information flow within the Board and that board policy and procedures are followed. The Company Secretary is also responsible for advising the Board through the Chairman and/or the Managing Director of the Company on corporate governance and the implementation of the CG Code. The Company Secretary is an employee of the Company and has day-to-day knowledge of the Group's affairs.

The Company Secretary reports to the Chairman and the Managing Director. All Directors also have access to the advice and services of the Company Secretary to ensure that board procedures, and all applicable laws, rules and regulations, are followed. The selection, appointment and dismissal of the Company Secretary is subject to the Board approval.

The Company Secretary has confirmed that she has taken no less than 15 hours of relevant professional training during the year.

CORPORATE GOVERNANCE REPORT

INTERNAL CONTROL

The Board is of the opinion that sound internal control systems will contribute to the effectiveness and efficiency of operations of the Group and to the safeguard of the Group's assets as well as the shareholders' investment.

The Board is responsible for overall ensuring, maintaining and overseeing the internal control systems of the Group. The Executive Committee helps the Board to discharge its responsibilities of ensuring and maintaining sound internal control functions by continuously reviewing and monitoring the internal control systems and processes so as to ensure that they can provide reasonable assurance against material errors of the Group.

The internal control system of the Group is embedded within the business processes so that it functions as an integral part of the overall operations of the Group. The system comprises a comprehensive organization structure with assignment of definite accountabilities and delegation of the corresponding authorities to each post. Based on the organization structure, a reporting system has been developed which includes a reporting system from division head of each principal business unit to the Executive Committee.

Business plan and budget are prepared by the division head of each principal business unit annually. In preparing the business plans and budgets, the management identifies and evaluates any potential risks. Measures will be put in place with an aim to ultimately manage, control or lessen such risks.

The business plans and budgets are subject to review and approval by the Executive Committee. The Executive Committee reviews monthly management report on the operational and financial results of each principal business unit and measures the actual performance of the Group against the business plan and budget concerned. In this course, the Executive Committee also reviews and assesses the effectiveness of all material controls and the adequacy of resources, staff qualifications and experience, training programmes and budget of the Company's accounting and financial reporting function. The Executive Committee holds periodical meetings with the senior management of each principal business unit to, amongst other matters, address the issues in such controls, identify areas of improvement and put the appropriate measures in place.

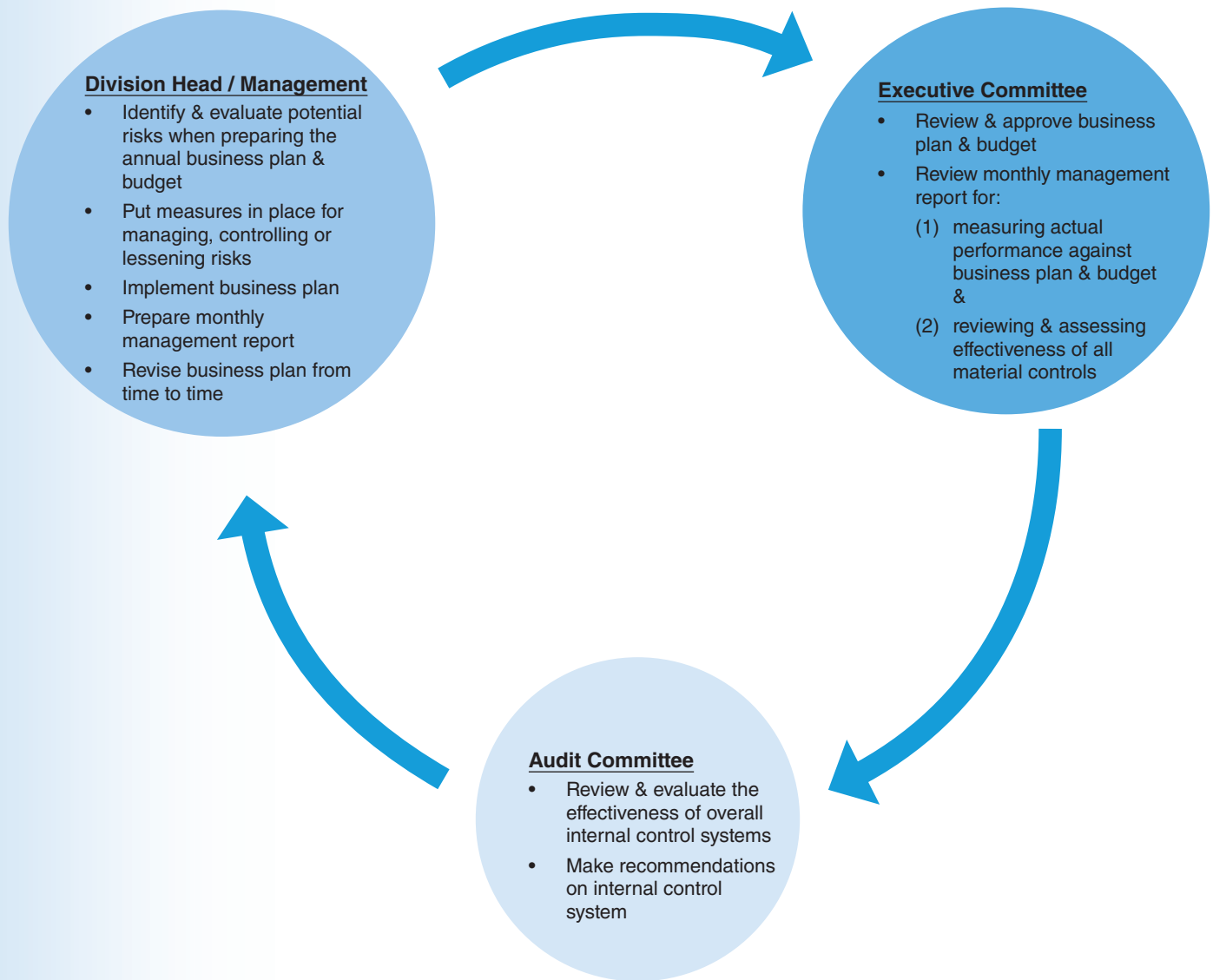
The internal control system is documented and if any revision is required, such information will be submitted to the Audit Committee for evaluation.

The Audit Committee assists the Board to fulfill its oversight role over the Group's internal control function by reviewing and evaluating the effectiveness of the overall internal control systems.

CORPORATE GOVERNANCE REPORT

INTERNAL CONTROL (continued)

Internal control system



The Board considers that it is an ongoing and continuous process for the Group to review and improve its internal control systems in order to ensure that they can meet with the dynamic and ever changing business environment. During the year under review, the Board has been, through the Executive Committee and the Audit Committee, continuously reviewing the effectiveness of the Group's internal control systems.

CORPORATE GOVERNANCE REPORT

MODEL CODE FOR SECURITIES TRANSACTIONS

The Company has adopted the Model Code for Securities Transactions by Directors of Listed Issuers (the “Model Code”) of the Listing Rules as a code of conduct of the Company for Directors’ securities transactions.

Having made specific enquiry of all Directors, the Directors have complied with the required standard set out in the Model Code and the Company’s code of conduct regarding Directors’ securities transactions throughout the year ended 31 December 2014.

Employees who are likely to possess inside information in relation to the Company or its shares are required to prohibit from dealing in shares of the Company during the black-out period.

AUDITOR’S REMUNERATION

During the year, the remuneration paid/payable to the Company’s auditor, Deloitte Touche Tohmatsu, is set out as follows:

Services rendered	HK\$’000
Audit services	2,214
Non-audit services:	
Interim review	638
Tax services	106
Others	103
	<hr/>
	3,061

DIRECTORS’ RESPONSIBILITY FOR THE FINANCIAL STATEMENTS

The Directors acknowledge their responsibility for preparing financial statements of the Group which give a true and fair view of the state of affairs of the Group on a going concern basis and in presenting the annual and interim reports and other financial disclosures required under the Listing Rules, the Directors aim to present a balanced, clear and understandable assessment of the Group’s position and prospects.

The statement of the auditor of the Company, Deloitte Touche Tohmatsu, about its reporting responsibilities on the consolidated financial statements of the Group is set out in the Independent Auditor’s Report on pages 67 to 68 of this annual report.

COMMUNICATION WITH SHAREHOLDERS

On 22 March 2012, the Board adopted a Shareholders’ Communication Policy reflecting the current practices of the Company for communication with its shareholders. Such policy aims at ensuring the shareholders of the Company are provided with ready, equal and timely access to balanced and understandable information about the Company, in order to enable shareholders to exercise their rights in an informed manner, and to allow shareholders to engage actively with the Company.

To foster effective communications with the shareholders, the Company provides extensive information in its annual and interim reports and announcements. All shareholders’ communications are also available on the Company’s website at www.shougang-intl.com.hk.

CORPORATE GOVERNANCE REPORT

COMMUNICATION WITH SHAREHOLDERS (continued)

The annual general meeting of the Company provides a useful forum for shareholders to exchange views with the Board. All Directors will make an effort to attend. External auditor is also available at the annual general meeting to address shareholders' queries. In case of any general meeting to approve a connected transaction or any other transaction that is subject to independent shareholders' approval, members of the independent Board committee will also make an effort to attend to address shareholders' queries.

The auditor of the Company, Deloitte Touche Tohmatsu, attended the 2014 AGM held during the year. Details of the Directors' attendances at the 2014 AGM are as follows:

<u>Directors (as at the date of the 2014 AGM)</u>	<u>Attendance at the 2014 AGM</u>
<i>Executive Directors</i>	
Li Shaofeng	✓
Zhang Wenhui	✓
<i>Non-executive Directors</i>	
Xu Ning	X
Chen Zhouping	✓
Ip Tak Chuen, Edmond	X
Leung Shun Sang, Tony	✓
<i>Independent Non-executive Directors</i>	
Kan Lai Kuen, Alice	✓
Wong Kun Kim	✓
Leung Kai Cheung	✓

During the year, all notices of general meetings despatched by the Company to its shareholders for meetings held were sent for annual general meeting at least 20 clear business days before the meeting and at least 10 clear business days for all other general meetings. Separate resolutions were proposed at general meetings on each substantially separate issue, including the election of individual Directors, and all resolutions put to the vote of a general meeting were taken by way of a poll. At the general meetings, the chairman of the meetings explained the procedures for conducting a poll and answered questions from shareholders on voting by poll, if any. The results of the poll were published on the websites of the Stock Exchange and the Company respectively.

CORPORATE GOVERNANCE REPORT

SHAREHOLDERS' RIGHTS

Convene an extraordinary general meeting

Shareholder(s) representing at least 5% of the total voting rights of all shareholders of the Company having a right to vote at general meetings can request the Directors to call a general meeting pursuant to Section 566 of the Companies Ordinance (Chapter 622 of the Laws of Hong Kong). The request must state the general nature of the business to be dealt with at the meeting and may include the text of a resolution that may properly be moved and is intended to be moved at the meeting. Such request must be authenticated by the shareholder(s) making it and sent to the Company in hard copy form or in electronic form for the attention of the Company Secretary.

Put forward proposals at shareholders' meetings

Shareholder(s) representing at least 2.5% of the total voting rights of all shareholders of the Company or at least 50 shareholders who have a relevant right to vote at a general meeting can request the Company to circulate to the shareholders of the Company a statement of not more than 1,000 words with respect to a matter mentioned in a proposed resolution or other business to be dealt with at that meeting pursuant to Section 580 of the Companies Ordinance (Chapter 622 of the Laws of Hong Kong). The expenses shall be borne by the shareholder(s) making the request unless the meeting concerned is an annual general meeting and the statement is received by the Company in time for sending with the notice of the meeting. The request must identify the statement to be circulated, and must be authenticated by the shareholder(s) making it and sent to the Company in hard copy form or in electronic form for the attention of the Company Secretary at least 7 days before the meeting to which it relates.

Shareholder(s) representing at least 2.5% of the total voting rights of all shareholders of the Company or at least 50 shareholders who have a right to vote on the resolution at an annual general meeting can request the Company to give to the shareholders of the Company notice of a resolution that may properly be moved and is intended to be moved at that meeting pursuant to Section 615 of the Companies Ordinance (Chapter 622 of the Laws of Hong Kong). The request must identify the resolution of which notice is to be given, and must be authenticated by the shareholder(s) making it and sent to the Company in hard copy form or in electronic form for the attention of the Company Secretary no later than 6 weeks before the annual general meeting to which the requests relate, or if later, the time at which notice of the meeting is given.

Shareholders' enquiries

Specific enquiries or suggestions by shareholders can be sent in writing to the Board or the Company Secretary at our registered office or by email to our Company. In addition, shareholders can contact Tricor Tengis Limited, the share registrar of the Company, if they have any enquiries about their shareholdings and entitlement to dividend. Relevant contact details are set out on page 2 of this annual report.

CONSTITUTIONAL DOCUMENTS

There is no change in the Company's constitutional documents during the year.

REPORT OF THE DIRECTORS

The Directors herein present their report and the audited financial statements of the Company and its subsidiaries (the “Group”) for the year ended 31 December 2014.

PRINCIPAL ACTIVITIES

The principal activity of the Company is investment holding. The activities of its principal subsidiaries and associates are set out in note 49 to the consolidated financial statements.

RESULTS

The results of the Group for the year ended 31 December 2014 and the state of affairs of the Group at that date are set out in the financial statements on pages 69 to 200 of this annual report.

The Board of Directors of the Company does not recommend the payment of any dividend in respect of the year (2013: Nil).

FIVE-YEAR FINANCIAL SUMMARY

A summary of the published results and of the assets and liabilities of the Group for the last five financial years is set out on page 201 of this annual report.

INVESTMENT PROPERTIES

Details of movements in the investment properties of the Group during the year are set out in note 15 to the consolidated financial statements.

Particulars of the major investment properties of the Group as at 31 December 2014 are set out on page 202 of this annual report.

PROPERTY, PLANT AND EQUIPMENT

Details of movements in the property, plant and equipment of the Group during the year are set out in note 16 to the consolidated financial statements.

SHARE CAPITAL

Details of movements in the Company’s share capital during the year are set out in note 36 to the consolidated financial statements.

REPORT OF THE DIRECTORS

RESERVES

Details of movements in the reserves of the Group and the Company during the year are set out in the Consolidated Statement of Changes in Equity on page 74 of this annual report and in note 38 to the consolidated financial statements, respectively.

DONATIONS

No charitable donation was made by the Group during the year (2013: Nil).

DIRECTORS

The Directors of the Company during the year were as follows:

Xu Ning

Li Shaofeng

Zhang Wenhui

Ding Rucai

(appointed with effect from 1 September 2014)

Ip Tak Chuen, Edmond

Leung Shun Sang, Tony

Kan Lai Kuen, Alice*

Wong Kun Kim*

Leung Kai Cheung*

Chen Zhouping

(resigned with effect from 1 September 2014)

* *Independent Non-executive Directors*

In accordance with clauses 94 and 103(A) of the Company's articles of association, Messrs. Ding Rucai, Ip Tak Chuen, Edmond, Wong Kum Kim and Leung Kai Cheung will retire and, being eligible, offer themselves for re-election at the forthcoming annual general meeting of the Company.

DIRECTORS' SERVICE CONTRACTS

No Director proposed for re-election at the forthcoming annual general meeting has a service contract with the Company, which is not determinable by the Company within one year without payment of compensation other than statutory compensation.

MANAGEMENT CONTRACTS

No contracts concerning the management and administration of the whole or any substantial part of the business of the Company were entered into or existed during the year.

REPORT OF THE DIRECTORS

DIRECTORS' AND CHIEF EXECUTIVES' INTERESTS AND SHORT POSITIONS IN SHARES, UNDERLYING SHARES AND DEBENTURES

The Directors of the Company who held office at 31 December 2014 had the following interests in the shares and underlying shares of the Company and its associated corporations (within the meaning of Part XV of the Securities and Futures Ordinance (the "SFO")) as at 31 December 2014 as recorded in the register required to be kept under Section 352 of the SFO or as otherwise notified to the Company and The Stock Exchange of Hong Kong Limited (the "Stock Exchange") pursuant to the Model Code for Securities Transactions by Directors of Listed Issuers (the "Model Code") of the Rules Governing the Listing of Securities on the Stock Exchange (the "Listing Rules"):

(a) Long positions in the shares and underlying shares of the Company

Name of Director	Capacity in which interests were held	Number of shares/underlying shares in the Company			Total interests as at 31.12.2014
		Interests in shares	Derivative interests*	Total interests	
Li Shaofeng	Beneficial owner	–	20,000,000	20,000,000	0.22%
Ip Tak Chuen, Edmond	Beneficial owner	2,290,000	–	2,290,000	0.02%
Leung Shun Sang, Tony	Beneficial owner	7,590,000	–	7,590,000	0.08%

* *The interests are unlisted physically settled options granted pursuant to the Company's share option scheme adopted on 7 June 2002 (the "2002 Scheme"). Upon exercise of the share options in accordance with the 2002 Scheme, ordinary shares in the share capital of the Company are issuable. The share options are personal to the respective Directors. Further details of the share options are set out in the section headed "Share Option Schemes" below.*

REPORT OF THE DIRECTORS

DIRECTORS' AND CHIEF EXECUTIVES' INTERESTS AND SHORT POSITIONS IN SHARES, UNDERLYING SHARES AND DEBENTURES (continued)

(b) Long positions in the shares and underlying shares of Shougang Concord Century Holdings Limited ("Shougang Century"), an associated corporation of the Company

Name of Director	Capacity in which interests were held	Number of shares/underlying shares in Shougang Century			Total interests as to % of the total number of shares of Shougang Century in issue as at 31.12.2014
		Interests in shares	Derivative interests*	Total interests	
Li Shaofeng	Beneficial owner	7,652,000	13,800,000	21,452,000	1.11%
Leung Shun Sang, Tony	Beneficial owner	7,652,000	12,000,000	19,652,000	1.02%

* The interests are unlisted physically settled options.

(c) Long positions in the shares and underlying shares of Shougang Fushan Resources Group Limited ("Shougang Resources"), an associated corporation of the Company

Name of Director	Capacity in which interests were held	Number of shares/underlying shares in Shougang Resources			Total interests as to % of the total number of shares of Shougang Resources in issue as at 31.12.2014
		Interests in shares	Derivative interests*	Total interests	
Leung Shun Sang, Tony	Beneficial owner	–	6,000,000	6,000,000	0.11%

* The interests are unlisted physically settled options.

Save as disclosed above, as at 31 December 2014, none of the Company's Directors, chief executives or their respective associates had any other personal, family, corporate and other interests or short positions in the shares, underlying shares or debentures of the Company or any of its associated corporations (within the meaning of Part XV of the SFO) as recorded in the register required to be kept under Section 352 of the SFO or as otherwise notified to the Company and the Stock Exchange pursuant to the Model Code.

REPORT OF THE DIRECTORS

DIRECTORS' RIGHTS TO ACQUIRE SHARES OR DEBENTURES

Apart from as disclosed in the sections headed "Directors' and Chief Executives' Interests and Short Positions in Shares, Underlying Shares and Debentures" and "Share Option Schemes" herein, at no time during the year was the Company or any of its subsidiaries a party to any arrangement to enable the Company's Directors or their respective spouses or children under 18 years of age to acquire benefits by means of the acquisition of shares in or debentures of the Company or any other body corporate.

DIRECTORS' INTERESTS IN CONTRACTS OF SIGNIFICANCE

No contracts of significance to which the Company or any of its subsidiaries was a party and in which a Director of the Company had a material interest, whether directly or indirectly, subsisted at the end of the year or at any time during the year.

DIRECTORS' INTERESTS IN COMPETING BUSINESSES

Pursuant to Rule 8.10 of the Listing Rules, the following Directors have declared interests in the following businesses (other than those businesses where the Directors of the Company were appointed as directors to represent the interests of the Company and/or any member of the Group) which are considered to compete or are likely to compete, either directly or indirectly, with the businesses of the Group during the year:

REPORT OF THE DIRECTORS

DIRECTORS' INTERESTS IN COMPETING BUSINESSES (continued)

Name of Director	Name of entity whose businesses are considered to compete or likely to compete with the businesses of the Group	Description of businesses of the entity which are considered to compete or likely to compete with the businesses of the Group	Nature of interest of the Director in the entity
Xu Ning	Shougang Corporation [#]	Steel manufacturing, trading of iron ore and steel products, and mineral exploration	Director
Li Shaofeng	Shougang Holding (Hong Kong) Limited ("Shougang Holding") [#]	Steel manufacturing, and trading of iron ore and steel products	Director
Zhang Wenhui	Shougang Holding [#]	Steel manufacturing, and trading of iron ore and steel products	Director
Ding Rucai [*]	Shougang Holding [#]	Steel manufacturing, and trading of iron ore and steel products	Director
Chen Zhouping [^]	Shougang Holding [#]	Steel manufacturing, and trading of iron ore and steel products	Director

[#] Such businesses may be carried out through the subsidiaries or associates of the entity concerned or by way of other forms of investments.

^{*} Mr. Ding Rucai was appointed as a Director of the Company with effect from 1 September 2014.

[^] Mr. Chen Zhouping resigned as a Director of the Company with effect from 1 September 2014.

The Board of the Company is independent from the boards of the above-mentioned entities and is accountable to the Company's shareholders. Coupled with the diligence of its Independent Non-executive Directors whose views carry significant weight in the Board's decisions, the Group is capable of carrying on its businesses independently of, and at arm's length from, the businesses of these entities.

REPORT OF THE DIRECTORS

INTERESTS AND SHORT POSITIONS OF SHAREHOLDERS DISCLOSEABLE UNDER THE SFO

As at 31 December 2014, according to the register kept by the Company under Section 336 of the SFO, the following companies and persons had interests in the shares and/or underlying shares of the Company which fell to be disclosed to the Company under Divisions 2 and 3 of Part XV of the SFO:

Long positions in the shares/underlying shares of the Company

Name of shareholder	Capacity in which interests were held	Number of shares/ underlying shares	Interests as to % of the total number of shares of the Company as at 31.12.2014	Note(s)
Shougang Holding	Beneficial owner, interests of controlled corporations	4,214,625,699	47.04%	1
China Gate Investments Limited ("China Gate")	Beneficial owner	2,757,829,774	30.78%	1
Grand Invest International Limited ("Grand Invest")	Beneficial owner	768,340,765	8.57%	1
Cheung Kong (Holdings) Limited ("Cheung Kong")	Interests of controlled corporations	455,401,955	5.08%	2, 3
Li Ka-shing	Interests of controlled corporations, founder of discretionary trusts	455,401,955	5.08%	3
Li Ka-Shing Unity Trustee Company Limited ("TUT1")	Trustee	455,401,955	5.08%	3
Li Ka-Shing Unity Trustee Corporation Limited ("TDT1")	Trustee, beneficiary of a trust	455,401,955	5.08%	3
Li Ka-Shing Unity Trustcorp Limited ("TDT2")	Trustee, beneficiary of a trust	455,401,955	5.08%	3

REPORT OF THE DIRECTORS

INTERESTS AND SHORT POSITIONS OF SHAREHOLDERS DISCLOSEABLE UNDER THE SFO (continued)

Long positions in the shares/underlying shares of the Company (continued)

Notes:

1. Shougang Holding indicated in its disclosure form dated 7 September 2011 (being the latest disclosure form filed up to 31 December 2014) that as at 6 September 2011, its interests included the interests held by China Gate and Grand Invest respectively, both were wholly-owned subsidiaries of Shougang Holding.
2. Cheung Kong indicated in its disclosure form dated 27 February 2009 (being the latest disclosure form filed up to 31 December 2014) that as at 24 February 2009, 430,274,586 shares of the Company were held by two wholly-owned subsidiaries of Cheung Kong and 25,127,369 shares of the Company were held by CEF Holdings Limited which in turn was held as to 50% by Cheung Kong. Accordingly, Cheung Kong was interested in an aggregate of 455,401,955 shares of the Company.
3. Mr. Li Ka-shing indicated in his disclosure form dated 17 July 2012 (being the latest disclosure form filed up to 31 December 2014) that as at 16 July 2012, his interests in the Company were held by Cheung Kong which in turn was held as to 40.43% by TUT1. TUT1 was wholly-owned by Li Ka-Shing Unity Holdings Limited (“Unity Holdco”) which in turn was held as to 33.33% by Mr. Li Ka-shing. TDT1 and TDT2, both were wholly-owned subsidiaries of Unity Holdco, were deemed to be interested in the shares of the Company which TUT1 was interested in. The long position in the 455,401,955 shares of the Company held by Cheung Kong, Mr. Li Ka-shing, TUT1, TDT1 and TDT2 were the same block of shares.

Save as disclosed above, as at 31 December 2014, the Company has not been notified of any other person (other than the Directors and chief executives of the Company) who had an interest or short position in the shares and/or underlying shares of the Company which fell to be disclosed to the Company under Divisions 2 and 3 of Part XV of the SFO.

PUBLIC FLOAT

Based on the information that is publicly available to the Company and within the knowledge of the Directors of the Company, there is a sufficiency of public float of the Company’s securities as required under the Listing Rules as at the date of this annual report.

REPORT OF THE DIRECTORS

SHARE OPTION SCHEMES

On 7 June 2002, the shareholders of the Company adopted the 2002 Scheme which would be valid for a period of ten years. On 25 May 2012, the shareholders of the Company approved the termination of the 2002 Scheme (to the effect that no further share option shall be granted by the Company under the 2002 Scheme) and the adoption of a new share option scheme (the “2012 Scheme”), which became effective on 29 May 2012 upon the Listing Committee of the Stock Exchange granting its approval to the listing of, and permission to deal in, the shares of the Company which may fall to be issued upon exercise of the options to be granted under the 2012 Scheme. The share options granted under the 2002 Scheme prior to its termination shall continue to be valid and exercisable in accordance with the 2002 Scheme.

A summary of the principal terms of each of the 2002 Scheme and the 2012 Scheme is set out below:

(a) The 2002 Scheme

The purpose of the 2002 Scheme is to enable the Company to grant share options to selected participants as incentives or rewards for their contribution to the Company and/or its subsidiaries and/or its associated companies. The 2002 Scheme was adopted on 7 June 2002 and terminated on 29 May 2012.

Under the 2002 Scheme, the Directors may, at their discretion, offer directors (including executive and non-executive directors), executives, officers, employees or shareholders, of the Company or any of its subsidiaries or any of its associated companies, and any suppliers, customers, consultants, advisers, agents, partners or business associates who will contribute or have contributed to the Company or any of its subsidiaries or any of its associated companies, share options to subscribe for shares of the Company.

The total number of shares of the Company which may be issued upon exercise of all outstanding share options granted under the 2002 Scheme is 20,000,000 which represents approximately 0.22% of the shares of the Company in issue as at the date of this annual report. Since the 2002 Scheme was terminated on 29 May 2012, no further options can be granted under the 2002 Scheme. However, the share options granted under the 2002 Scheme prior to its termination shall continue to be valid and exercisable in accordance with the 2002 Scheme.

Each of the grantees was required to pay HK\$1.00 as a consideration for the grant of share options in accordance with the 2002 Scheme. The offer of share options must be accepted within 60 days from the date of the offer.

Save as disclosed above, there is no material difference in the terms, which shall be disclosed pursuant to Rule 17.09 of the Listing Rules, between the 2002 Scheme and the 2012 Scheme.

REPORT OF THE DIRECTORS

SHARE OPTION SCHEMES (continued)

(a) The 2002 Scheme (continued)

No share option was granted, exercised or cancelled in accordance with the terms of the 2002 Scheme during the year. Details of movements in the share options under the 2002 Scheme during the year are as follows:

Category or name of grantees	Options to subscribe for shares of the Company			Date of grant	Exercise period	Exercise price per share
	At the beginning of the year	Lapsed during the year	At the end of the year			
Directors of the Company						
Li Shaofeng	20,000,000 ¹	–	20,000,000 ¹	14.12.2010	14.12.2010 – 13.12.2017	HK\$1.180
Zhang Wenhui	35,000,000 ¹	(35,000,000) ^{1&2}	–	20.12.2007	20.12.2007 – 19.12.2014	HK\$2.944
Chen Zhouping	45,000,000 ¹	(45,000,000) ^{1&3}	–	20.12.2007	20.12.2007 – 19.12.2014	HK\$2.944
Kan Lai Kuen, Alice	1,500,000	(1,500,000) ²	–	20.12.2007	20.12.2007 – 19.12.2014	HK\$2.944
Wong Kun Kim	1,500,000	(1,500,000) ²	–	20.12.2007	20.12.2007 – 19.12.2014	HK\$2.944
Leung Kai Cheung	1,500,000	(1,500,000) ²	–	20.12.2007	20.12.2007 – 19.12.2014	HK\$2.944
	104,500,000	(84,500,000)	20,000,000			
Employees of the Group						
	8,000,000 ¹	(8,000,000) ^{1&2}	–	20.12.2007	20.12.2007 – 19.12.2014	HK\$2.944
	8,000,000	(8,000,000)	–			
Other participants						
	115,000,000 ¹	(115,000,000) ^{1&2}	–	20.12.2007	20.12.2007 – 19.12.2014	HK\$2.944
	115,000,000	(115,000,000)	–			
	227,500,000	(207,500,000)	20,000,000			

REPORT OF THE DIRECTORS

SHARE OPTION SCHEMES (continued)

(a) The 2002 Scheme (continued)

Notes:

1. Such share options are subject to the restrictions that up to 20%, 40%, 60%, 80% and 100% of the total options granted will be exercisable during the period of 12th, 24th, 36th, 48th and the expiry of the 48th months respectively from the date of acceptance of the grant of options by the relevant grantees.
2. The share options lapsed on 20 December 2014, being the expiry date of the exercise period, in accordance with the terms of the 2002 Scheme.
3. Such share options lapsed on 1 September 2014 in accordance with the terms of the 2002 Scheme as a result of resignation of Mr. Chen Zhouping as a Director of the Company with effect from 1 September 2014.

(b) The 2012 Scheme

The purpose of the 2012 Scheme is to replace the 2002 Scheme and to continue to enable the Company to grant share options to selected participants as incentives or rewards for their contribution or potential contribution to the Company and/or any of its subsidiaries and/or any entity in which any member of the Group holds any equity interest (the “Invested Entities”). The 2012 Scheme shall be valid and effective for the period of ten years commencing on 25 May 2012, being the date on which the 2012 Scheme was conditionally adopted by the shareholders of the Company, and ending on 25 May 2022 (both dates inclusive).

Under the 2012 Scheme, the Board may, at its discretion, offer full-time or part-time employees, executives, officers or directors (including executive and non-executive directors) of the Company or any of its subsidiaries or any of the Invested Entities, and any advisors, consultants, agents, suppliers, customers and distributors, who, in the sole opinion of the Board, will contribute or have contributed to the Company and/or any of its subsidiaries and/or any of the Invested Entities, share options to subscribe for shares of the Company.

REPORT OF THE DIRECTORS

SHARE OPTION SCHEMES (continued)

(b) The 2012 Scheme (continued)

No share option has been granted under the 2012 Scheme since its adoption. The maximum number of shares of the Company available for issue upon exercise of all share options which may be granted under the 2012 Scheme is 895,330,622, representing approximately 10% of the shares of the Company in issue as at the date of this annual report. The total number of shares of the Company issued and which may fall to be issued upon the exercise of share options to be granted under the 2012 Scheme and any other share option scheme(s) of the Company (including exercised, cancelled and outstanding share options) to each grantee in any 12-month period up to the date of grant shall not exceed 1% of the number of shares of the Company in issue as at the date of grant. Any further grant of share options in excess of this 1% limit shall be subject to the issue of a circular by the Company and shareholders' approval in a general meeting. In addition, any share options granted to a substantial shareholder or an Independent Non-executive Director of the Company, or to any of their associates, which would result in the shares of the Company issued and to be issued upon exercise of all options already granted and to be granted (including options exercised, cancelled and outstanding) to such person in the 12-month period up to and including the date of the offer of such grant (a) representing in aggregate over 0.1% of the shares of the Company in issue on the date of the grant; and (b) having an aggregate value of in excess of HK\$5,000,000 (based on the closing price of the Company's shares as stated in the daily quotations sheet of the Stock Exchange on the date of each grant), such further grant of options shall be subject to the issue of a circular by the Company and shareholders' approval in a general meeting on a poll at which the grantee, his/her associates and all core connected persons of the Company shall abstain from voting in favour of the resolution concerning the grant of such options, and/or such other requirements prescribed under the Listing Rules from time to time. A connected person of the Company will be permitted to vote against the grant only if his intention to do so has been stated in the circular. Any grant of share options to a Director, chief executive or substantial shareholder of the Company, or to any of their associates, is required to be approved by the Independent Non-executive Directors (excluding the Independent Non-executive Director who is the grantee of the options).

The period during which a share option may be exercised will be determined by the Board at its absolute discretion, save that no share option may be exercised more than ten years after it has been granted under the 2012 Scheme. There is no requirement that a share option must be held for any minimum period before it can be exercised but the Board is empowered to impose at its discretion any such minimum period at the time of offer of any share options.

REPORT OF THE DIRECTORS

SHARE OPTION SCHEMES (continued)

(b) The 2012 Scheme (continued)

The exercise price in relation to each share option will be determined by the Board at its absolute discretion and shall not be less than the highest of (i) the closing price of the shares of the Company as stated in the daily quotations sheet of the Stock Exchange on the date of offer of share options; (ii) the average closing price of the shares of the Company as stated in the daily quotations sheets of the Stock Exchange for the five business days immediately preceding the date of offer of share options; and (iii) the nominal value of a share of the Company on the date of offer of share options. Each of the grantees is required to pay HK\$1.00 as a consideration for his acceptance of the grant of share options in accordance with the 2012 Scheme. The offer of share options must be accepted within 30 days from the date of the offer.

Share options to be granted under the 2012 Scheme do not confer rights on the holders to dividends or to vote at general meetings.

No share option has been granted under the 2012 Scheme since its adoption. Accordingly, as at 31 December 2014, there was no share option outstanding under the 2012 Scheme.

PURCHASE, SALE OR REDEMPTION OF THE COMPANY'S LISTED SECURITIES

Neither the Company nor any of its subsidiaries had purchased, sold or redeemed any of the Company's listed securities (whether on the Stock Exchange or otherwise) during the year.

DISTRIBUTION RESERVES

At the end of the reporting period, the Company did not have any reserves available for distribution as calculated in accordance with the relevant provisions of the Companies Ordinance.

MAJOR CUSTOMERS AND SUPPLIERS

In the year under review, sales to the Group's five largest customers accounted for approximately 35.7% of the total sales for the year and sales to the largest customer included therein amounted to approximately 14.4%. Purchases from the Group's five largest suppliers accounted for approximately 62.3% of the total purchases for the year and purchases from the largest supplier included therein amounted to approximately 43.7%. The ultimate holding company of the controlling shareholder of the Company was Shougang Corporation, which together with its subsidiaries, was the largest supplier of the Group. Save as disclosed above, none of the Directors of the Company or any of their close associates or any shareholders (which, to the best knowledge of the Directors, own more than 5% of the Company's share capital) had any interest in the Group's five largest customers and suppliers.

REPORT OF THE DIRECTORS

CONTINUING CONNECTED TRANSACTIONS

The following continuing connected transactions were recorded during the year and up to the date of this annual report:

As stated in the announcement of the Company dated 4 December 2013 and in the circular of the Company dated 9 December 2013, a master agreement between the Company and Shougang Corporation, a connected person of the Company by virtue of its being the holding company of Shougang Holding, the controlling shareholder of the Company, was entered into on 4 December 2013 (the “Master Agreement”) for governing the continuing connected transactions to be entered into between the Group and Shougang Corporation and/or its associates for the three financial years ending 31 December 2016. Pursuant to the Master Agreement, Shougang Corporation and/or its associates will provide raw materials, materials, fuel, energy, equipment, spare parts, steel products, leasing and services and other related products and/or services to the Group (the “Purchases”) and the Group will provide raw materials, scrap materials, steel products, leasing and services and other related products and/or services to Shougang Corporation and/or its associates (the “Sales”) during the three financial years ending 31 December 2016.

The cap amounts of the Purchases and the Sales for each of the three financial years ending 31 December 2016 are as follows:

	Financial year ended/ending 31 December		
	2014	2015	2016
	<i>HK\$ million</i>	<i>HK\$ million</i>	<i>HK\$ million</i>
Cap amounts for the Purchases	16,800	18,700	21,000
Cap amounts for the Sales	18,000	20,800	24,100

The basis of determining the prices for the continuing connected transactions contemplated under the Master Agreement will be in accordance with: (1) comparable market price; or (2) if no comparable market price can be taken as a reference, a price reasonably agreed between the parties on normal commercial terms and such price should be no less favourable to the Company than that available to/from (as appropriate) independent third parties.

As Shougang Corporation is one of the largest steel producers in the People’s Republic of China (the “PRC”), the continuing connected transactions with Shougang Corporation and/or its associates would guarantee a stable source of supply of raw materials, materials and related products from, and regular sales of materials and steel products to, one of the largest steel companies in the PRC.

REPORT OF THE DIRECTORS

CONTINUING CONNECTED TRANSACTIONS (continued)

The Master Agreement was approved, confirmed and ratified by the independent shareholders of the Company on 27 December 2013.

The continuing connected transactions carried out under the Master Agreement during the year have been reviewed by the Independent Non-executive Directors of the Company who have confirmed that the transactions have been entered into:

- (a) in the ordinary and usual course of business of the Group;
- (b) on normal commercial terms or better; and
- (c) according to the relevant agreements governing them on terms that are fair and reasonable and in the interests of the shareholders of the Company as a whole.

The auditor of the Company has provided a letter to the Board of Directors of the Company confirming the matters stated in Rule 14A.56 of the Listing Rules in respect of the continuing connected transactions as set out above which took place during the year.

The transactions took place during the year as set out in notes 48(I)(a) and (b) to the consolidated financial statements under the heading of “Related Party Disclosures” were continuing connected transactions which had been approved by the independent shareholders of the Company. The transactions as set out in note 48(I)(c) were connected transactions which were exempt from any disclosure and shareholders’ approval requirements under the Listing Rules.

As regards the transactions took place during the year as set out in note 48(II) to the consolidated financial statements under the heading of “Related Party Disclosures”, for those transactions with Shougang Corporation and/or its associates mentioned in notes 24, 27 and 28 to the consolidated financial statements, they were incidental to the continuing connected transactions which had been approved by the independent shareholders of the Company. The transactions as set out in note 34 to the consolidated financial statements and the provision of corporate guarantees by Shougang Corporation for bank loans to the Group were connected transactions which were exempt from any disclosure and shareholders’ approval requirements under the Listing Rules.

REPORT OF THE DIRECTORS

CONTINUING CONNECTED TRANSACTIONS (continued)

As far as the transactions set out in note 48(IV) to the consolidated financial statements under the heading of “Related Party Disclosures” are concerned, the remuneration of the Directors as determined pursuant to the service contracts entered into between the Directors and the Group and the securities issued and to be issued upon exercise of options granted to the Directors under the share option scheme of the Company were connected transactions which were exempt from any disclosure and shareholders’ approval requirements under the Listing Rules.

The remaining transactions which took place during the year as set out under the heading of “Related Party Disclosures” did not constitute connected transactions under the Listing Rules.

DISCLOSURE UNDER RULE 13.18 OF THE LISTING RULES

- (a) Under the facility letter entered into by the Company on 9 February 2015 with Bank of China (Hong Kong) Limited (“BOC”) relating to the banking facilities of (i) a term loan up to US\$35,000,000 (the “Facility I”); and (ii) a revolving loan up to US\$15,000,000 (the “Facility II”) (Facility I and Facility II, collectively the “Facilities”), the Company shall undertake and procure that (i) Shougang Holding, the controlling shareholder of the Company, owns not less than 40% interest in the Company and Shougang Holding in turn shall be wholly-owned by Shougang Corporation throughout the life of the Facilities; (ii) Shougang Corporation should maintain management control in Shougang Holding; and (iii) Shougang Holding, either directly or through its subsidiaries indirectly, remains the single largest beneficial shareholder of the Company. Breach of any of the above will constitute an event of default upon which all amounts due or owing by the Company to BOC under the Facilities shall become immediately due and payable. The Facility I shall be repaid by the Company by two instalments with the last instalment due on the date falling 42 months after the date of first drawn down of the Facility I while the Facility II shall be repaid or reborrowed by the Company at the end of each interest period provided that each drawdown must be repaid not later than one year from the date of relative drawdown.
- (b) Pursuant to the facility agreement dated 15 April 2013 (the “Facility Agreement”) entered into between the Company and Fubon Bank (Hong Kong) Limited (“Fubon”) in relation to a committed term loan facility in an aggregate amount of HK\$350,000,000 (the “Facility”), each of the following will constitute an event of default upon which Fubon may declare that all or part of the Facility together with accrued interest and all other amounts accrued or outstanding be immediately due and payable: (i) Shougang Holding ceases to be a wholly-owned subsidiary of Shougang Corporation; (ii) Shougang Holding ceases to be the single largest beneficial shareholder of the Company with ownership of less than 35% of the equity interest and beneficial ownership in the Company; and (iii) Shougang Corporation ceases to be able to direct the affairs of Shougang Holding and/or to control the composition of the board of directors of Shougang Holding. The Facility shall be repaid by the Company by instalments with the last instalment due on the final maturity date which is 36 months from the date of the Facility Agreement.

REPORT OF THE DIRECTORS

DISCLOSURE UNDER RULE 13.18 OF THE LISTING RULES (continued)

- (c) Under the facility letter entered into by the Company on 24 June 2011 with BOC relating to the banking facilities (the “2011 Facilities”) of (i) forward foreign exchange and currency option transaction facilities of US\$80,000,000 (the “2011 Facility I”); and (ii) term loan of up to US\$70,000,000 (the “2011 Facility II”), the Company shall procure that (i) Shougang Holding owns not less than 40% interest in the Company and Shougang Holding in turn shall be wholly-owned by Shougang Corporation throughout the life of the 2011 Facilities; (ii) Shougang Corporation should maintain management control in Shougang Holding; and (iii) Shougang Holding, either directly or through its subsidiaries indirectly, remains the single largest beneficial shareholder of the Company. Breach of any of the above will constitute an event of default upon which the 2011 Facilities will, among others, become immediately due and payable. There is no specific term regarding the life of the 2011 Facility I while the 2011 Facility II shall be repaid by the Company by instalments with the last instalment due on the date falling 42 months after the date of first drawdown of the 2011 Facility II. All the outstanding amounts under the 2011 Facilities were fully repaid on 13 February 2015.

CORPORATE GOVERNANCE

The Company’s corporate governance practices are set out in the Corporate Governance Report on pages 30 to 49 of this annual report.

AUDITOR

A resolution will be submitted to the forthcoming annual general meeting to re-appoint Messrs. Deloitte Touche Tohmatsu as auditor of the Company.

By Order of the Board
Li Shaofeng
Managing Director

Hong Kong, 26 March 2015

INDEPENDENT AUDITOR'S REPORT

Deloitte.

德勤

TO THE MEMBERS OF

SHOUGANG CONCORD INTERNATIONAL ENTERPRISES COMPANY LIMITED

首長國際企業有限公司

(incorporated in Hong Kong with limited liability)

We have audited the consolidated financial statements of Shougang Concord International Enterprises Company Limited (the “Company”) and its subsidiaries (collectively referred to as the “Group”) set out on pages 69 to 200, which comprise the consolidated and company statements of financial position as at 31 December 2014, and the consolidated statement of profit or loss and other comprehensive income, consolidated statement of changes in equity and consolidated statement of cash flows for the year then ended, and a summary of significant accounting policies and other explanatory information.

Directors' Responsibility for the Consolidated Financial Statements

The directors of the Company are responsible for the preparation of consolidated financial statements that give a true and fair view in accordance with Hong Kong Financial Reporting Standards issued by the Hong Kong Institute of Certified Public Accountants and the Hong Kong Companies Ordinance (Cap. 622) (the “Hong Kong Companies Ordinance”), and for such internal control as the directors determine is necessary to enable the preparation of consolidated financial statements that are free from material misstatement, whether due to fraud or error.

Auditor's Responsibility

Our responsibility is to express an opinion on these consolidated financial statements based on our audit and to report our opinion solely to you, as a body, in accordance with section 80 of Schedule 11 to the Hong Kong Companies Ordinance, and for no other purpose. We do not assume responsibility towards or accept liability to any other person for the contents of this report. We conducted our audit in accordance with Hong Kong Standards on Auditing issued by the Hong Kong Institute of Certified Public Accountants. Those standards require that we comply with ethical requirements and plan and perform the audit to obtain reasonable assurance about whether the consolidated financial statements are free from material misstatement.

INDEPENDENT AUDITOR'S REPORT

An audit involves performing procedures to obtain audit evidence about the amounts and disclosures in the consolidated financial statements. The procedures selected depend on the auditor's judgment, including the assessment of the risks of material misstatement of the consolidated financial statements, whether due to fraud or error. In making those risk assessments, the auditor considers internal control relevant to the entity's preparation of consolidated financial statements that give a true and fair view in order to design audit procedures that are appropriate in the circumstances, but not for the purpose of expressing an opinion on the effectiveness of the entity's internal control. An audit also includes evaluating the appropriateness of accounting policies used and the reasonableness of accounting estimates made by the directors, as well as evaluating the overall presentation of the consolidated financial statements.

We believe that the audit evidence we have obtained is sufficient and appropriate to provide a basis for our audit opinion.

Opinion

In our opinion, the consolidated financial statements give a true and fair view of the state of affairs of the Company and of the Group as at 31 December 2014, and of the Group's loss and cash flows for the year then ended in accordance with Hong Kong Financial Reporting Standards and have been properly prepared in accordance with the Hong Kong Companies Ordinance.

Deloitte Touche Tohmatsu

Certified Public Accountants

Hong Kong

26 March 2015

CONSOLIDATED STATEMENT OF PROFIT OR LOSS AND OTHER COMPREHENSIVE INCOME

For the year ended 31 December 2014

	NOTES	2014 HK\$'000	2013 HK\$'000
Revenue	6	12,756,187	15,266,361
Cost of sales		(13,261,124)	(16,116,678)
Gross loss		(504,937)	(850,317)
Other income	7	94,931	65,902
Other gains and losses	8	(351)	(166,582)
Change in fair value of derivative financial instruments		(22,943)	95,273
Distribution and selling expenses		(113,520)	(90,987)
Administrative expenses		(486,452)	(466,504)
Finance costs	9	(773,125)	(802,085)
Share of results of associates		(236,043)	281,803
Loss before taxation		(2,042,440)	(1,933,497)
Income tax credit (expense)	10	4,068	(11,259)
Loss for the year	11	(2,038,372)	(1,944,756)
Other comprehensive (expense) income			
Items that will not be reclassified to profit or loss:			
Exchange differences arising on translation to presentation currency		33,707	5,505
Fair value (loss) gain on investments in equity instruments designated as at fair value through other comprehensive income		(58,447)	1,608
Share of exchange differences of an associate arising on translation to presentation currency		(2,573)	23,188
Share of fair value losses on investment in equity instruments designated as at fair value through other comprehensive income of an associate		(253,289)	(1,655)
Item that may be subsequently reclassified to profit or loss:			
Share of exchange differences of an associate arising on translation of foreign operations		(52,902)	73,984
Other comprehensive (expense) income for the year		(333,504)	102,630
Total comprehensive expense for the year		(2,371,876)	(1,842,126)
Loss for the year attributable to owners of the Company		(1,640,708)	(1,395,502)
Loss for the year attributable to non-controlling interests		(397,664)	(549,254)
		(2,038,372)	(1,944,756)

CONSOLIDATED STATEMENT OF PROFIT OR LOSS AND OTHER COMPREHENSIVE INCOME

For the year ended 31 December 2014

	NOTE	2014 HK\$'000	2013 HK\$'000
Total comprehensive expense attributable to:			
Owners of the Company		(1,976,610)	(1,294,217)
Non-controlling interests		(395,266)	(547,909)
		(2,371,876)	(1,842,126)
Loss per share	14		
– Basic		(18.32) HK cents	(15.58) HK cents
– Diluted		(18.32) HK cents	(15.58) HK cents

CONSOLIDATED STATEMENT OF FINANCIAL POSITION

At 31 December 2014

	NOTES	2014 HK\$'000	2013 HK\$'000
NON-CURRENT ASSETS			
Investment properties	15	38,953	40,294
Property, plant and equipment	16	10,494,421	11,440,070
Prepaid lease rentals	17	310,705	323,877
Intangible asset	19	–	–
Mining assets	18	–	–
Goodwill	19	–	–
Interests in associates	22	7,098,764	7,777,033
Equity investments	23	136,212	198,871
Deferred tax assets	35	36,635	39,919
Other financial assets	29	532,715	477,895
Deposits for acquisition of property, plant and equipment	24	14,944	21,062
Pledged bank deposits	30	57,397	84,925
		18,720,746	20,403,946
CURRENT ASSETS			
Inventories	25	2,408,300	3,120,297
Trade and bills receivables	26	1,615,640	1,496,910
Trade receivables from related companies	27	136,021	162,307
Trade receivables from ultimate holding company of a shareholder	28	1,226	–
Prepayments, deposits and other receivables	26	746,944	592,787
Prepaid lease rentals	17	7,787	7,922
Tax recoverable		–	262
Amounts due from related companies	27	60,869	43,505
Amount due from an associate	27	5,288	6,731
Amount due from a non-controlling shareholder of a subsidiary	27	3,803	3,816
Amount due from ultimate holding company of a shareholder	28	2,235	7,797
Other financial assets	29	–	195,988
Restricted bank deposits	30	1,242,333	1,036,994
Pledged bank deposits	30	64,226	223,368
Bank balances and cash	31	872,250	1,266,262
		7,166,922	8,164,946
CURRENT LIABILITIES			
Trade and bills payables	32	4,139,378	4,073,807
Trade payables to related companies	27	374,330	536,093
Trade payables to ultimate holding company of a shareholder	28	6,587,884	4,746,408
Other payables, provision and accrued liabilities	32	1,076,322	1,268,691
Tax payable		162,719	178,123
Amounts due to related companies	27	256,638	391,176
Amount due to ultimate holding company of a shareholder	28	1,692	225,607
Bank borrowings – due within one year	33	7,212,409	8,739,634
Other financial liabilities	29	–	1,660
Loans from ultimate holding company of a shareholder	34	873,453	893,337
		20,684,825	21,054,536
NET CURRENT LIABILITIES		(13,517,903)	(12,889,590)
TOTAL ASSETS LESS CURRENT LIABILITIES		5,202,843	7,514,356

CONSOLIDATED STATEMENT OF FINANCIAL POSITION

At 31 December 2014

	NOTES	2014 HK\$'000	2013 HK\$'000
NON-CURRENT LIABILITIES			
Bank borrowings – due after one year	33	925,144	856,074
Deferred tax liabilities	35	34,299	39,131
		959,443	895,205
		4,243,400	6,619,151
CAPITAL AND RESERVES			
Share capital	36	5,345,183	1,791,579
Share premium and reserves		(519,381)	5,010,207
Equity attributable to owners of the Company		4,825,802	6,801,786
Non-controlling interests		(582,402)	(182,635)
		4,243,400	6,619,151

The consolidated financial statements on pages 69 to 200 were approved and authorised for issue by the Board of Directors on 26 March 2015 and are signed on its behalf by:

Li Shaofeng
DIRECTOR

Zhang Wenhui
DIRECTOR

STATEMENT OF FINANCIAL POSITION

At 31 December 2014

	NOTES	2014 HK\$'000	2013 HK\$'000
NON-CURRENT ASSETS			
Interests in subsidiaries	21	3,424,473	3,423,535
Investment in an associate	22	4,876	4,876
Amounts due from subsidiaries	21	2,240,321	3,983,404
Other financial assets	29	532,715	477,895
Pledged bank deposits	30	57,397	84,925
		6,259,782	7,974,635
CURRENT ASSETS			
Prepayments, deposits and other receivables	26	2,265	101,460
Other financial assets	29	–	195,988
Pledged bank deposits	30	43,913	127,448
Bank balances and cash	31	327,145	508,464
		373,323	933,360
CURRENT LIABILITIES			
Other payables and accrued liabilities		3,665	4,308
Amounts due to subsidiaries	21	829,055	515,565
Bank borrowings – due within one year	33	658,090	1,308,730
Other financial liabilities	29	2,570	3,145
		1,493,380	1,831,748
NET CURRENT LIABILITIES		(1,120,057)	(898,388)
TOTAL ASSETS LESS CURRENT LIABILITIES		5,139,725	7,076,247
NON-CURRENT LIABILITY			
Bank borrowings – due after one year	33	675,050	747,364
		4,464,675	6,328,883
CAPITAL AND RESERVES			
Share capital	36	5,345,183	1,791,579
Share premium and reserves	38	(880,508)	4,537,304
		4,464,675	6,328,883

Li Shaofeng
DIRECTOR

Zhang Wenhui
DIRECTOR

CONSOLIDATED STATEMENT OF CHANGES IN EQUITY

For the year ended 31 December 2014

	Attributable to owners of the Company												Total HK\$'000	Non- controlling interests HK\$'000	Total HK\$'000
	Share capital HK\$'000	Share premium HK\$'000	Capital redemption reserve HK\$'000	Revaluation reserve HK\$'000 (Note a)	Exchange reserve HK\$'000	Share option reserve HK\$'000	Enterprise expansion fund and statutory reserve fund HK\$'000 (Note b)	Security investment reserve HK\$'000	Non- distributable reserve HK\$'000 (Note c)	Accumulated (losses) profits HK\$'000	Total HK\$'000	Non- controlling interests HK\$'000			
At 1 January 2013	1,790,661	3,530,626	22,611	28,338	1,150,472	287,436	729,070	(442,794)	51,979	944,821	8,093,220	369,584	8,462,804		
Loss for the year	-	-	-	-	-	-	-	-	-	(1,395,502)	(1,395,502)	(549,254)	(1,944,756)		
Exchange differences arising on translation	-	-	-	-	6,010	-	-	-	-	-	6,010	(505)	5,505		
Fair value (loss) gain on investments in equity instruments designated as at fair value through other comprehensive income	-	-	-	-	-	-	-	(242)	-	-	(242)	1,850	1,608		
Share of other comprehensive income (expense) of associates	-	-	-	-	97,172	-	-	(1,665)	-	-	95,517	-	95,517		
Total comprehensive income (expense) for the year	-	-	-	-	103,182	-	-	(1,897)	-	(1,395,502)	(1,294,217)	(547,909)	(1,842,126)		
Exercise of share options	918	367	-	-	-	-	-	-	-	-	1,285	-	1,285		
Transfer to enterprise expansion fund and statutory reserve fund	-	-	-	-	-	-	89	-	-	(89)	-	-	-		
Dividends paid to non-controlling interests	-	-	-	-	-	-	-	-	-	-	-	(4,310)	(4,310)		
Recognition of equity-settled share-based payment	-	-	-	-	-	1,498	-	-	-	-	1,498	-	1,498		
At 31 December 2013	1,791,579	3,530,993	22,611	28,338	1,253,654	288,934	729,159	(444,691)	51,979	(450,770)	6,801,786	(182,635)	6,619,151		
Loss for the year	-	-	-	-	-	-	-	-	-	(1,640,708)	(1,640,708)	(397,664)	(2,038,372)		
Exchange differences arising on translation	-	-	-	-	19,051	-	-	-	-	-	19,051	14,656	33,707		
Fair value loss on investments in equity instruments designated as at fair value through other comprehensive income	-	-	-	-	-	-	-	(46,189)	-	-	(46,189)	(12,258)	(58,447)		
Share of other comprehensive expense of associates	-	-	-	-	(55,475)	-	-	(253,289)	-	-	(308,764)	-	(308,764)		
Total comprehensive expense for the year	-	-	-	-	(36,424)	-	-	(299,478)	-	(1,640,708)	(1,976,610)	(395,266)	(2,371,876)		
Released on disposal of subsidiaries (Note 41)	-	-	-	-	(5,329)	-	(1,424)	-	-	6,753	-	-	-		
Dividends paid to non-controlling interests	-	-	-	-	-	-	-	-	-	-	-	(4,501)	(4,501)		
Recognition of equity-settled share-based payment	-	-	-	-	-	626	-	-	-	-	626	-	626		
Transfer upon abolition of par value under the new Hong Kong Company Ordinance	3,553,604	(3,530,993)	(22,611)	-	-	-	-	-	-	-	-	-	-		
At 31 December 2014	5,345,183	-	-	28,338	1,211,901	289,560	727,735	(744,169)	51,979	(2,084,725)	4,825,802	(582,402)	4,243,400		

Notes:

- Revaluation reserve represented the fair value recognised on prepaid lease rentals for the original equity interest held, which is 51%, upon the step-up acquisition of Qinhuangdao Shouqin Metal Materials Co., Ltd. ("Shouqin") in 2005.
- Enterprise expansion fund and statutory reserve fund, which are non-distributable, are appropriated from the profit after tax of the Company's subsidiaries under the applicable laws and regulations in the People's Republic of China (other than Hong Kong).
- Non-distributable reserve represented the capitalisation of the dividends paid out of the enterprise expansion fund and statutory reserve fund.

CONSOLIDATED STATEMENT OF CASH FLOWS

For the year ended 31 December 2014

	2014 HK\$'000	2013 HK\$'000
OPERATING ACTIVITIES		
Loss before taxation	(2,042,440)	(1,933,497)
Adjustments for:		
Interest income	(59,767)	(45,418)
Interest expenses	773,125	802,085
Share of results of associates	236,043	(281,803)
Recognition of equity-settled share based payment	626	1,498
Loss (gain) from changes in fair value of investment properties	562	(645)
Gain on disposal of property, plant and equipment	(1,249)	(72)
Depreciation of property, plant and equipment	918,214	915,994
Loss on disposal of subsidiaries	5	–
Amortisation of prepaid lease rentals	7,828	8,534
Change in fair value of derivative financial instruments	22,943	(95,273)
Impairment loss on mining assets	–	130,958
Allowance for inventories	203,973	180,078
Allowance for trade and other receivables and trade receivables from related companies, net	8,287	61,396
Operating cash flows before movements in working capital	68,150	(256,165)
Decrease in inventories	555,136	301,474
(Increase) decrease in trade and bills receivables	(157,010)	70,833
(Increase) decrease in prepayments, deposits and other receivables	(172,948)	62,499
Decrease in trade receivables and amounts due from related companies	3,162	8,732
Increase in trade receivables from ultimate holding company of a shareholder	(1,226)	–
Increase in trade and bills payables	16,475	476,893
(Decrease) increase in other payables, provision and accrued liabilities	(24,755)	101,684
Increase in trade payables to ultimate holding company of a shareholder	1,952,145	1,359,248
(Decrease) increase in trade payables to related companies	(152,698)	112,234
Cash generated from operations	2,086,431	2,237,432
Interest paid	(794,438)	(825,812)
Income taxes paid	(1,193)	(1,812)
NET CASH FROM OPERATING ACTIVITIES	1,290,800	1,409,808

CONSOLIDATED STATEMENT OF CASH FLOWS

For the year ended 31 December 2014

	NOTE	2014 HK\$'000	2013 HK\$'000
INVESTING ACTIVITIES			
Increase in restricted bank deposits		(228,421)	(419,665)
Withdrawal of pledged bank deposits		494,647	345,516
Placement of pledged bank deposits		(310,112)	(382,207)
Purchase of property, plant and equipment		(309,206)	(364,977)
Deposits paid for acquisition of property, plant and equipment		(14,475)	(21,774)
Dividends received from associates		128,827	185,922
Interest received		59,767	45,418
Proceeds from disposal of property, plant and equipment		3,737	1,177
Decrease (increase) in amount due from ultimate holding company of a shareholder		5,388	(2,429)
Decrease (increase) in amount due from an associate		1,293	(3,737)
Net cash outflow from disposal of subsidiaries	41	(705)	–
NET CASH USED IN INVESTING ACTIVITIES		(169,260)	(616,756)
FINANCING ACTIVITIES			
New bank borrowings raised		9,530,252	10,097,609
Proceeds from issue of shares on exercise of share options		–	1,285
Advance on discounted bills		262,771	160,646
Advance from related companies		133,304	169,483
Repayment to related companies		(267,842)	(83,040)
Advance from ultimate holding company of a shareholder		25,394	583,900
Repayment of bank borrowings		(10,938,933)	(11,275,088)
Dividends paid to non-controlling shareholders of a subsidiary		(4,501)	(4,310)
Repayment to ultimate holding company of a shareholder		(249,310)	(755,164)
NET CASH USED IN FINANCING ACTIVITIES		(1,508,865)	(1,104,679)
NET DECREASE IN CASH AND CASH EQUIVALENTS		(387,325)	(311,627)
CASH AND CASH EQUIVALENTS AT BEGINNING OF THE YEAR		1,266,262	1,563,345
Effect of foreign exchange rate changes		(6,687)	14,544
CASH AND CASH EQUIVALENTS AT END OF THE YEAR, represented by bank balances and cash		872,250	1,266,262

NOTES TO THE CONSOLIDATED FINANCIAL STATEMENTS

For the year ended 31 December 2014

1. GENERAL

The Company is incorporated in Hong Kong with limited liability and its shares are listed on The Stock Exchange of Hong Kong Limited (the “Stock Exchange”). The Company’s major shareholder is Shougang Holding (Hong Kong) Limited (“Shougang HK”), which together with its subsidiaries, held approximately 48% equity interest of the Company as at 31 December 2014, and the ultimate holding company of Shougang HK is Shougang Corporation, a company established in the People’s Republic of China (the “PRC”). Shougang Corporation, together with its associates (as defined in the Rules Governing the Listing of Securities on the Stock Exchange) other than the Company and its subsidiaries (collectively referred to as the “Group”), will hereinafter be referred to as the “Shougang Group”. The addresses of the registered office and principal place of business of the Company are disclosed in Corporate Information of the annual report.

The Company is an investment holding company. The principal activities of the Company’s principal subsidiaries and associates are set out in note 49.

The functional currency of the Company is Renminbi (“RMB”), the currency of the primary economic environment in which the principal subsidiaries of the Company operate. As the Company was incorporated in Hong Kong, the financial statements are presented in Hong Kong dollars.

2. BASIS OF PREPARATION OF CONSOLIDATED FINANCIAL STATEMENTS

The Group had net current liabilities of approximately HK\$13,517,903,000 as at 31 December 2014. The Company had net current liabilities of approximately HK\$1,120,057,000 as at 31 December 2014. Taking into account the financial resources of the Group and the Company, including the Group’s and the Company’s unutilised banking facilities, the Group’s and the Company’s ability to renew or refinance the banking facilities upon maturity and financial support from the ultimate holding company of the major shareholder of the Company, Shougang Corporation, the directors of the Company (“Directors”) are of the opinion that the Group and the Company have sufficient working capital to meet in full its financial obligations as they fall due for at least the next twelve months from the end of the reporting period and accordingly, these consolidated financial statements have been prepared on a going concern basis.

NOTES TO THE CONSOLIDATED FINANCIAL STATEMENTS

For the year ended 31 December 2014

3. APPLICATION OF NEW AND REVISED HONG KONG FINANCIAL REPORTING STANDARDS (“HKFRSs”)

Application of new and revised HKFRSs

The Group has applied the following new and revised HKFRSs issued by the Hong Kong Institute of Certified Public Accountants (“HKICPA”) for the first time in the current year.

Amendments to HKFRS10, HKFRS 12 and HKAS 27	Investment Entities
Amendments to HKAS 32	Offsetting Financial Assets and Financial Liabilities
Amendments to HKAS 36	Recoverable Amount Disclosures for Non-Financial Assets
Amendments to HKAS 39	Novation of Derivatives and Continuation of Hedge Accounting
HK(IFRIC) – Int 21	Levies

Except as described below, the application of the new and revised HKFRSs in the current year has had no material impact on the Group’s financial performance and positions for the current and prior years and/or on the disclosures set out in these consolidated financial statements.

Amendments to HKAS 32 Offsetting Financial Assets and Financial Liabilities

The Group has applied the amendments to HKAS 32 *Offsetting Financial Assets and Financial Liabilities* for the first time in the current year. The amendments to HKAS 32 clarify the requirements relating to the offset of financial assets and financial liabilities. Specifically, the amendments clarify the meaning of “currently has a legally enforceable right of set-off” and “simultaneous realisation and settlement”.

The application of these amendments has had no material impact on the disclosures in the Group’s consolidated financial statements.

Amendments to HKAS 36 – Recoverable Amount Disclosures for Non-Financial Assets

The Group has applied the amendments to HKAS 36 *Recoverable Amount Disclosures for Non-Financial Assets* for the first time in the current year. The amendments to HKAS 36 remove the requirement to disclose the recoverable amount of a cash-generating unit (“CGU”) to which goodwill or other intangible assets with indefinite useful lives had been allocated when there has been no impairment or reversal of impairment of the related CGU. Furthermore, the amendments introduce additional disclosure requirements applicable to when the recoverable amount of an asset or a CGU is measured at fair value less costs of disposal. These new disclosures include the fair value hierarchy, key assumptions and valuation techniques used which are in line with the disclosure required by HKFRS 13 *Fair Value Measurements*.

The application of these amendments has had no material impact on the disclosures in the Group’s consolidated financial statements.

NOTES TO THE CONSOLIDATED FINANCIAL STATEMENTS

For the year ended 31 December 2014

3. APPLICATION OF NEW AND REVISED HONG KONG FINANCIAL REPORTING STANDARDS (“HKFRSs”) (continued)

New and revised HKFRSs issued but not yet effective

The Group has not early applied the following new and revised HKFRSs that have been issued but are not yet effective:

HKFRS 9	Financial Instruments ¹
HKFRS 14	Regulatory Deferral Accounts ²
HKFRS 15	Revenue from Contracts with Customers ³
Amendments to HKFRS 11	Accounting for Acquisitions of Interests in Joint Operations ⁵
Amendments to HKAS 16 and HKAS 38	Clarification of Acceptable Methods of Depreciation and Amortisation ⁵
Amendments to HKAS 19	Defined Benefit Plans: Employee Contributions ⁴
Amendments to HKFRSs	Annual Improvements to HKFRSs 2010-2012 Cycle ⁶
Amendments to HKFRSs	Annual Improvements to HKFRSs 2011-2013 Cycle ⁴
Amendments to HKFRSs	Annual Improvements to HKFRSs 2012-2014 Cycle ⁵
Amendments to HKAS 1	Disclosure Initiatives ⁵
Amendments to HKAS 16 and HKAS 41	Agriculture: Bearer Plants ⁵
Amendments to HKAS 27	Equity Method in Separate Financial Statements ⁵
Amendments to HKFRS 10 and HKAS 28	Sale or Contribution of Assets between an Investor and its Associate or Joint Venture ⁵
Amendments to HKFRS 10, HKFRS 12 and HKAS 28	Investment Entities: Applying the Consolidation Exception ⁵

¹ Effective for annual periods beginning on or after 1 January 2018

² Effective for first annual HKFRS financial statements beginning on or after 1 January 2016

³ Effective for annual periods beginning on or after 1 January 2017

⁴ Effective for annual periods beginning on or after 1 July 2014

⁵ Effective for annual periods beginning on or after 1 January 2016

⁶ Effective for annual periods beginning on or after 1 July 2014, with limited exceptions

HKFRS 9 Financial instrument

The Group had early adopted HKFRS 9 as amended in 2010 in 2012. A revised version of HKFRS 9 was issued in 2014 mainly to include (a) impairment requirements for financial assets and (b) limited amendments to the classification and measurement requirements by introducing a “fair value through other comprehensive income” (“FVTOCI”) measurement category for certain simple debt instruments.

NOTES TO THE CONSOLIDATED FINANCIAL STATEMENTS

For the year ended 31 December 2014

3. APPLICATION OF NEW AND REVISED HONG KONG FINANCIAL REPORTING STANDARDS (“HKFRSs”) (continued)

HKFRS 9 Financial instrument (continued)

In terms of the amendments, debt instruments that are held within a business model whose objective is achieved by both collecting contractual cash flows and selling, and that have contractual terms that give rise on specified dates to cash flows that are solely payments of principal and interest on the principal amount outstanding, are measured at FVTOCI.

In relation to the impairment of financial assets, HKFRS 9 requires an expected credit loss model, as opposed to an incurred credit loss model under HKAS 39. The expected credit loss model requires an entity to account for expected credit losses and changes in those expected credit losses at each reporting date to reflect changes in credit risk since initial recognition. In other words, it is no longer necessary for a credit event to have occurred before credit losses are recognised.

The Directors do not anticipate that the application of HKFRS 9 will have any effect on the Group’s consolidated financial statements.

HKFRS 15 Revenue from Contracts with Customers

In July 2014, HKFRS 15 was issued which establishes a single comprehensive model for entities to use in accounting for revenue arising from contracts with customers. HKFRS 15 will supersede the current revenue recognition guidance including HKAS 18 *Revenue*, HKAS 11 *Construction Contracts* and the related interpretations when it becomes effective.

The core principle of HKFRS 15 is that an entity should recognise revenue to depict the transfer of promised goods or services to customers in an amount that reflects the consideration to which the entity expects to be entitled in exchange for those goods or services. Specifically, the Standard introduces a 5-step approach to revenue recognition:

- Step 1: Identify the contract(s) with a customer
- Step 2: Identify the performance obligations in the contract
- Step 3: Determine the transaction price
- Step 4: Allocate the transaction price to the performance obligations in the contract
- Step 5: Recognise revenue when (or as) the entity satisfies a performance obligation

NOTES TO THE CONSOLIDATED FINANCIAL STATEMENTS

For the year ended 31 December 2014

3. APPLICATION OF NEW AND REVISED HONG KONG FINANCIAL REPORTING STANDARDS (“HKFRSs”) (continued)

HKFRS 15 Revenue from Contracts with Customers (continued)

Under HKFRS 15, an entity recognises revenue when (or as) a performance obligation is satisfied, i.e. when ‘control’ of the goods or services underlying the particular performance obligation is transferred to the customer. Far more prescriptive guidance has been added in HKFRS 15 to deal with specific scenarios. Furthermore, extensive disclosures are required by HKFRS 15.

The Directors anticipate that the application of HKFRS 15 in the future may have an impact on the amounts reported and disclosures made in the Group’s consolidated financial statements. However, it is not practicable to provide a reasonable estimate of the effect of HKFRS 15 until the Group performs a detailed review.

Other than set out above, the Directors do not anticipate that the application of other new and revised HKFRSs will have a material effect on the Group’s consolidated financial statements.

4. SIGNIFICANT ACCOUNTING POLICIES

The consolidated financial statements have been prepared in accordance with the following accounting policies which conform with IFRSs. In addition, the consolidated financial statements include applicable disclosures required by the Rules Governing the Listing of Securities on the Stock Exchange and the Hong Kong Companies Ordinance which for the year ended 31 December 2014 continue to be those of the predecessor Companies Ordinance (Cap. 32), in accordance with transitional and saving arrangements for Part 9 of the Hong Kong Companies Ordinance (Cap. 622), “Accounts and Audit”, which are set out in sections 76 to 87 of Schedule 11 of that Ordinance.

The consolidated financial statements have been prepared on the historical cost basis except for certain properties and financial instruments that are measured at fair values at the end of each reporting period, as explained in the accounting policies set out below. Historical cost is generally based on the fair value of the consideration given in exchange for goods and services.

NOTES TO THE CONSOLIDATED FINANCIAL STATEMENTS

For the year ended 31 December 2014

4. SIGNIFICANT ACCOUNTING POLICIES (continued)

Fair value is the price that would be received to sell an asset or paid to transfer a liability in an orderly transaction between market participants at the measurement date, regardless of whether that price is directly observable or estimated using another valuation technique. In estimating the fair value of an asset or a liability, the Group takes into account the characteristics of the asset or liability if market participants would take those characteristics into account when pricing the asset or liability at the measurement date. Fair value for measurement and/or disclosure purposes in these consolidated financial statements is determined on such a basis, except for share-based payment transactions that are within the scope of HKFRS 2, leasing transactions that are within the scope of HKAS 17, and measurements that have some similarities to fair value but are not fair value, such as net realisable value in HKAS 2 or value in use in HKAS 36.

In addition, for financial reporting purposes, fair value measurements are categorised into Level 1, 2 or 3 based on the degree to which the inputs to the fair value measurements are observable and the significance of the inputs to the fair value measurement in its entirety, which are described as follows:

- Level 1 inputs are quoted prices (unadjusted) in active markets for identical assets or liabilities that the entity can access at the measurement date;
- Level 2 inputs are inputs, other than quoted prices included within Level 1, that are observable for the asset or liability, either directly or indirectly; and
- Level 3 inputs are unobservable inputs for the asset or liability.

The principal accounting policies are set out below.

Basis of consolidation

The consolidated financial statements incorporate the financial statements of the Company and entities controlled by the Company and its subsidiaries. Control is achieved when the Company:

- has power over the investee;
- is exposed, or has rights, to variable returns from its involvement with the investee; and
- has the ability to use its power to affect its returns.

The Group reassesses whether or not it controls an investee if facts and circumstances indicate that there are changes to one or more of the three elements of control listed above.

NOTES TO THE CONSOLIDATED FINANCIAL STATEMENTS

For the year ended 31 December 2014

4. SIGNIFICANT ACCOUNTING POLICIES (continued)

Basis of consolidation (continued)

When the Group has less than a majority of the voting rights of an investee, it has power over the investee when the voting rights are sufficient to give it the practical ability to direct the relevant activities of the investee unilaterally. The Group considers all relevant facts and circumstances in assessing whether or not the Group's voting rights in an investee are sufficient to give it power, including:

- the size of the Group's holding of voting rights relative to the size and dispersion of holdings of the other vote holders;
- potential voting rights held by the Group, other vote holders or other parties;
- rights arising from other contractual arrangements; and
- any additional facts and circumstances that indicate that the Group has, or does not have, the current ability to direct the relevant activities at the time that decisions need to be made, including voting patterns at previous shareholders' meetings.

Consolidation of a subsidiary begins when the Group obtains control over the subsidiary and ceases when the Group loses control of the subsidiary. Specifically, income and expenses of a subsidiary acquired or disposed of during the year are included in the consolidated statement of profit or loss and other comprehensive income from the date the Group gains control until the date when the Group ceases to control the subsidiary.

Profit or loss and each component of other comprehensive income are attributed to the owners of the Company and to the non-controlling interests. Total comprehensive income of subsidiaries is attributed to the owners of the Company and to the non-controlling interests even if this results in the non-controlling interests having a deficit balance.

When necessary, adjustments are made to the financial statements of subsidiaries to bring their accounting policies into line with the Group's accounting policies.

All intragroup assets and liabilities, equity, income, expenses and cash flows relating to transactions between members of the Group are eliminated in full on consolidation.

Changes in the Group's ownership interests in existing subsidiaries

Changes in the Group's ownership interests in existing subsidiaries that do not result in the Group losing control over the subsidiaries are accounted for as equity transactions. The carrying amounts of the Group's interests and the non-controlling interests are adjusted to reflect the changes in their relative interests in the subsidiaries. Any difference between the amount by which the non-controlling interests are adjusted and the fair value of the consideration paid or received is recognised directly in equity and attributed to owners of the Company.

NOTES TO THE CONSOLIDATED FINANCIAL STATEMENTS

For the year ended 31 December 2014

4. SIGNIFICANT ACCOUNTING POLICIES (continued)

Basis of consolidation (continued)

Changes in the Group's ownership interests in existing subsidiaries (continued)

When the Group loses control of a subsidiary, a gain or loss is recognised in profit or loss and is calculated as the difference between (i) the aggregate of the fair value of the consideration received and the fair value of any retained interest and (ii) the previous carrying amount of the assets (including goodwill), and liabilities of the subsidiary and any non-controlling interests. All amounts previously recognised in other comprehensive income in relation to that subsidiary are accounted for as if the Group had directly disposed of the related assets or liabilities of the subsidiary (i.e. reclassified to profit or loss or transferred to another category of equity as specified/permitted by applicable HKFRSs). The fair value of any investment retained in the former subsidiary at the date when control is lost is regarded as the fair value on initial recognition for subsequent accounting under HKAS 39, when applicable, the cost on initial recognition of an investment in an associate.

Goodwill

Goodwill arising on acquisitions prior to 1 January 2005

Goodwill arising on an acquisition of net assets and operations of another entity for which the agreement date is before 1 January 2005 represents the excess of the cost of acquisition over the Group's interest in the fair value of the identifiable assets and liabilities of the relevant acquiree at the date of acquisition.

For previously capitalised goodwill arising on acquisitions of net assets and operations of another entity after 1 January 2001, the Group has discontinued amortisation from 1 January 2005 onwards, and such goodwill is tested for impairment annually, and whenever there is an indication that the CGU to which the goodwill relates may be impaired (see the accounting policy below).

Goodwill arising on acquisition on or after 1 January 2005 but before 1 January 2010

Goodwill arising on an acquisition of a business for which the agreement date is on or after 1 January 2005 represents the excess of the cost of acquisition over the Group's interest in the fair value of the identifiable assets, liabilities and contingent liabilities of the relevant business at the date of acquisition. Such goodwill is carried at cost less accumulated impairment losses, if any.

For the purposes of impairment testing, goodwill is allocated to each of the Group's cash-generating units (or groups of cash generating units) that is expected to benefit from the synergies of the combination.

NOTES TO THE CONSOLIDATED FINANCIAL STATEMENTS

For the year ended 31 December 2014

4. SIGNIFICANT ACCOUNTING POLICIES (continued)

Goodwill (continued)

Goodwill arising on acquisition on or after 1 January 2005 but before 1 January 2010 (continued)

A cash-generating unit to which goodwill has been allocated is tested for impairment annually or more frequently when there is indication that the unit may be impaired. For goodwill arising on an acquisition in a reporting period, the cash-generating unit to which goodwill has been allocated is tested for impairment before the end of that reporting period. If the recoverable amount of the cash-generating unit is less than its carrying amount, the impairment loss is allocated first to reduce the carrying amount of any goodwill allocated to the unit and then to the other assets of the unit on a pro rata basis based on the carrying amount of each asset in the unit. Any impairment loss for goodwill is recognised directly in profit or loss. An impairment loss recognised for goodwill is not reversed in subsequent periods.

On disposal of the relevant cash-generating unit, the attributable amount of goodwill is included in the determination of the profit or loss on disposal.

The Group's policy for goodwill arising on the acquisition of an associate is described below.

Interests in associates

An associate is an entity over which the Group has significant influence. Significant influence is the power to participate in the financial and operating policy decisions of the investee but is not control or joint control over those policies.

The results and assets and liabilities of associates are incorporated in these consolidated financial statements using the equity method of accounting. The financial statements of associates used for equity accounting purposes are prepared using uniform accounting policies as those of the Group for like transactions and event in similar circumstances. Under the equity method, an investment in an associate is initially recognised in the consolidated statement of financial position at cost and adjusted thereafter to recognise the Group's share of the profit or loss and other comprehensive income of the associate. When the Group's share of losses of an associate exceeds the Group's interest in that associate (which includes any long-term interests that, in substance, form part of the Group's net investment in the associate), the Group discontinues recognising its share of further losses. Additional losses are recognised only to the extent that the Group has incurred legal or constructive obligations or made payments on behalf of the associate.

An investment in an associate is accounted for using the equity method from the date on which the investee becomes an associate. On acquisition of the investment in an associate, any excess of the cost of the investment over the Group's share of the net fair value of the identifiable assets and liabilities of the investee is recognised as goodwill, which is included within the carrying amount of the investment. Any excess of the Group's share of the net fair value of the identifiable assets and liabilities over the cost of the investment, after reassessment, is recognised immediately in profit or loss in the period in which the investment is acquired.

NOTES TO THE CONSOLIDATED FINANCIAL STATEMENTS

For the year ended 31 December 2014

4. SIGNIFICANT ACCOUNTING POLICIES (continued)

Interests in associates (continued)

The requirements of HKAS 39 are applied to determine whether it is necessary to recognise any impairment loss with respect to the Group's investment in an associate. When necessary, the entire carrying amount of the investment (including goodwill) is tested for impairment in accordance with HKAS 36 *Impairment of Assets* as a single asset by comparing its recoverable amount (higher of value in use and fair value less costs of disposal) with its carrying amount. Any impairment loss recognised forms part of the carrying amount of the investment. Any reversal of that impairment loss is recognised in accordance with HKAS 36 to the extent that the recoverable amount of the investment subsequently increases.

When a group entity transacts with its associate of the Group (such as sale or contribution of assets), profits and losses resulting from the transactions with the associate are recognised in the Group's consolidated financial statements only to the extent of interests in the associate that are not related to the Group.

Acquisition of an associate achieved in stages prior to 1 January 2010

For acquisition of associates through successive share purchases and for which the investment was previously accounted for as available-for-sale investments with changes in fair value included in other comprehensive income, cumulative changes in the fair value of previously held ownership interests are reversed through other comprehensive income upon the Group has significant influence in the investee.

Any excess of the initial cost of acquisition of the investee over the Group's share of the net fair value of the identifiable assets, liabilities and contingent liabilities of the investee attributable to the ownership interests acquired on the date of exchange transaction is recognised as goodwill, which is included within the carrying amount of the investment in associate and is assessed for impairment as part of investment.

Any excess of the Group's share of the net fair value of the identifiable assets, liabilities and contingent liabilities of the investee attributable to the ownership interests acquired over the initial recognised cost of acquisition of the investee on the date of exchange transaction, after reassessment, is recognised immediately in profit or loss.

The changes in the investee's accumulated profits and other equity balances from the date the investment was initially acquired up to the date the investment becomes an associate of the Group are included in accumulated profits or the relevant reserves respectively to the extent that they relate to the previously held ownership interests.

NOTES TO THE CONSOLIDATED FINANCIAL STATEMENTS

For the year ended 31 December 2014

4. SIGNIFICANT ACCOUNTING POLICIES (continued)

Interests in associates (continued)

Acquisition of additional interest in an associate

Any excess of the cost of acquisition of additional equity interest over the Group's share of the net asset value of the identifiable assets, liabilities and contingent liabilities of the associate attributable to the additional equity interest acquired is recognised as goodwill. The goodwill is included within the carrying amount of the investment and is assessed for impairment as part of the investment.

Any excess of the Group's share of the net asset value of the identifiable assets, liabilities and contingent liabilities attributable to the additional equity interest acquired over the cost of acquisition of additional equity interest, after reassessment, is recognised immediately in profit or loss.

Interests in subsidiaries

Interests in subsidiaries are stated in the Company's statement of financial position at cost (including deemed capital contribution) less subsequent accumulated impairment losses, if any.

Revenue recognition

Revenue is measured at the fair value of the consideration received or receivable. Revenue is reduced for estimated customer returns, rebates and other similar allowances.

Revenue from the sale of goods is recognised when the goods are delivered and titles have passed, at which time all the following conditions are satisfied:

- the Group has transferred to the buyer the significant risks and rewards of ownership of the goods;
- the Group retains neither continuing managerial involvement to the degree usually associated with ownership nor effective control over the goods sold;
- the amount of revenue can be measured reliably;
- it is probable that the economic benefits associated with the transaction will flow to the Group;
- and
- the costs incurred or to be incurred in respect of the transaction can be measured reliably.

Service income is recognised when services are provided.

NOTES TO THE CONSOLIDATED FINANCIAL STATEMENTS

For the year ended 31 December 2014

4. SIGNIFICANT ACCOUNTING POLICIES (continued)

Revenue recognition (continued)

Interest income from a financial asset is recognised when it is probable that the economic benefits will flow to the Group and the amount of income can be measured reliably. Interest income is accrued on a time basis, by reference to the principal outstanding and at the effective interest rate applicable, which is the rate that exactly discounts the estimated future cash receipts through the expected life of the financial asset to that asset's net carrying amount on initial recognition.

Dividend income from investments is recognised when the shareholders' rights to receive payment have been established (provided that it is probable that the economic benefits will flow to the Group and the amount of income can be measured reliably).

Rental income from letting of properties under operating leases is recognised on a straight-line basis over the term of the relevant lease.

Hire income from floating cranes is recognised on a time proportion basis.

Property, plant and equipment

Property, plant and equipment including building held for use in the production or supply of goods or service, or for administrative purpose other than properties under construction as described below, are stated in the consolidated statement of financial position at cost, less subsequent accumulated depreciation and subsequent accumulated impairment losses, if any.

Depreciation is recognised so as to write off the costs of assets other than properties under construction less their residual values over their estimated useful lives, using the straight-line method. The estimated useful lives, residual values and depreciation method are reviewed at the end of each reporting period, with the effect of any changes in estimate accounted for on a prospective basis.

Properties in the course of construction for production, supply or administrative purposes are carried at cost, less any recognised impairment loss. Costs include professional fees and, for qualifying assets, borrowing cost capitalised in accordance with the Group's accounting policy. Such properties are classified to the appropriate categories of property, plant and equipment when completed and ready for intended use. Depreciation of these assets, on the same basis as other property assets, commences when the assets are ready for their intended use.

An item of property, plant and equipment is derecognised upon disposal or when no future economic benefits are expected to arise from the continued use of the asset. Any gain or loss arising on the disposal or retirement of an item of property, plant and equipment is determined as the difference between the sales proceeds and the carrying amount of the asset and is recognised in profit or loss.

NOTES TO THE CONSOLIDATED FINANCIAL STATEMENTS

For the year ended 31 December 2014

4. SIGNIFICANT ACCOUNTING POLICIES (continued)

Mining assets

Mining assets mainly include mining rights. Mining assets acquired separately are stated at cost less accumulated amortisation and any identified impairment losses. Amortisation is provided to write off the cost of the mining assets using the units of production method over the total proven and probable reserves of the iron mines.

Investment properties

Investment properties are properties held to earn rentals and/or for capital appreciation. Investment properties include land held for undetermined future use, which is regarded as held for capital appreciation purpose.

Investment properties are initially measured at cost, including any directly attributable expenditure. Subsequent to initial recognition, investment properties are measured at their fair values. Gains or losses arising from changes in the fair value of investment properties are included in profit or loss for the period in which they arise.

An investment property is derecognised upon disposal or when the investment property is permanently withdrawn from use and no future economic benefits are expected from its disposal. Any gain or loss arising on derecognition of the property (calculated as the difference between the net disposal proceeds and the carrying amount of the asset) is included in profit or loss in the period in which the property is derecognised.

Leasing

Leases are classified as finance leases whenever the terms of the lease transfer substantially all the risks and rewards of ownership to the lessee. All other leases are classified as operating leases.

The Group as lessor

Rental income from operating leases is recognised in profit or loss on a straight-line basis over the term of the relevant lease.

The Group as lessee

Operating lease payments are recognised as an expense on a straight-line basis over the lease term, except where another systematic basis is more representative of the time pattern in which economic benefits from the leased asset are consumed.

NOTES TO THE CONSOLIDATED FINANCIAL STATEMENTS

For the year ended 31 December 2014

4. SIGNIFICANT ACCOUNTING POLICIES (continued)

Leasing (continued)

Leasehold land and building

When a lease includes both land and building elements, the Group assesses the classification of each element as a finance or an operating lease separately based on the assessment as to whether substantially all the risks and rewards incidental to ownership of each element have been transferred to the Group, unless it is clear that both elements are operating lease in which case the entire lease is classified as an operating lease. Specifically, the minimum lease payments (including any lump-sum upfront payments) are allocated between the land and the building elements in proportion to the relative fair values of the leasehold interests in the land element and building element of the lease at the inception of the lease.

Prepaid lease rentals

Payments for obtaining land use rights are accounted for as prepaid lease rentals and are charged to profit or loss on a straight-line basis over the lease terms.

Foreign currencies

In preparing the financial statements of each individual group entity, transactions in currencies other than the functional currency of that entity (foreign currencies) are recognised at the rates of exchanges prevailing on the dates of the transactions. At the end of the reporting period, monetary items denominated in foreign currencies are retranslated at the rates prevailing at that date. Non-monetary items carried at fair value that are denominated in foreign currencies are retranslated at the rates prevailing on the date when the fair value was determined. Non-monetary items that are measured in terms of historical cost in a foreign currency are not retranslated.

Exchange differences on monetary items are recognised in profit or loss in the period in which they arise except for:

- exchange differences on transactions entered into in order to hedge certain foreign currency risks (see the accounting policies below); and
- exchange differences on monetary items receivable from or payable to a foreign operation for which settlement is neither planned nor likely to occur (therefore forming part of the net investment in the foreign operation), which are recognised initially in other comprehensive income and reclassified from equity to profit or loss on repayment of the monetary items.

NOTES TO THE CONSOLIDATED FINANCIAL STATEMENTS

For the year ended 31 December 2014

4. SIGNIFICANT ACCOUNTING POLICIES (continued)

Foreign currencies (continued)

For the purposes of presenting the consolidated financial statements, the assets and liabilities of the Group's foreign operations are translated into the presentation currency of the Group (i.e. Hong Kong dollars) using exchange rates prevailing at the end of each reporting period. Income and expenses items are translated at the average exchange rates for the period. Exchange differences arising, if any, are recognised in other comprehensive income and accumulated in equity under the heading of exchange reserve.

On the disposal of a foreign operation (i.e. a disposal of the Group's entire interest in a foreign operation, or a disposal involving loss of control over a subsidiary that includes a foreign operation, or a partial disposal of an interest in an associates that includes a foreign operation of which the retained interest becomes a financial asset), all of the exchange differences accumulated in equity in respect of that operation attributable to the owners of the Company are reclassified to profit or loss.

In addition, in relation to a partial disposal of a subsidiary that includes a foreign operation that does not result in the Group losing control over the subsidiary, the proportionate share of accumulated exchange differences are re-attributed to non-controlling interests and are not recognised in profit or loss. For partial disposals of associates that do not result in the Group losing significant influence, the proportionate share of the accumulated exchange differences is reclassified to profit or loss.

On the disposal of a group entity that is not a foreign operation, the exchange differences accumulated in equity relating to the translation of assets and liabilities of that group entity into presentation currency of the Group are transferred to accumulated profits (losses).

Goodwill and fair value adjustments on identifiable assets acquired and liability assumed through acquisition of a foreign operation on or after 1 January 2005 are treated as assets and liabilities of that foreign operation and translated at the rate of exchange prevailing at the end of each reporting period. Exchange differences arising are recognised in other comprehensive income.

Goodwill and fair value adjustments on identifiable assets acquired arising on an acquisition of a foreign operation before 1 January 2005 is treated as non-monetary foreign currency items of the acquirer and reported using the historical cost prevailing at the date of acquisition.

NOTES TO THE CONSOLIDATED FINANCIAL STATEMENTS

For the year ended 31 December 2014

4. SIGNIFICANT ACCOUNTING POLICIES (continued)

Borrowing costs

Borrowing costs directly attributable to the acquisition, construction or production of qualifying assets, which are assets that necessarily take a substantial period of time to get ready for their intended use or sale, are added to the cost of those assets, until such time as the assets are substantially ready for their intended use or sale. Investment income earned on the temporary investment of specific borrowings pending their expenditure on qualifying assets is deducted from the borrowing costs eligible for capitalisation.

All other borrowing costs are recognised in profit or loss in the period in which they are incurred.

Retirement benefits costs

Payments to defined contribution retirement benefits scheme/state-managed retirement benefit schemes/the Mandatory Provident Fund Scheme are recognised as expenses when employees have rendered service entitling them to the contributions.

Taxation

Income tax expense represents the sum of the tax currently payable and deferred tax.

The tax currently payable is based on taxable profit for the year. Taxable profit differs from profit before taxation as reported in the consolidated statement of profit or loss and other comprehensive income because of items of income or expense that are taxable or deductible in other years and items that are never taxable or deductible. The Group's current tax is calculated using tax rates that have been enacted or substantively enacted by the end of the reporting period.

Deferred tax is recognised on temporary differences between the carrying amounts of assets and liabilities in the consolidated financial statements and the corresponding tax bases used in the computation of taxable profit. Deferred tax liabilities are generally recognised for all taxable temporary differences. Deferred tax assets are generally recognised for all deductible temporary difference to the extent that it is probable that taxable profits will be available against which those deductible temporary differences can be utilised. Such deferred tax assets and liabilities are not recognised if the temporary difference arises from goodwill or from the initial recognition (other than in a business combination) of other assets and liabilities in a transaction that affects neither the taxable profit nor the accounting profit.

Deferred tax liabilities are recognised for taxable temporary differences associated with investments in subsidiaries and associates, except where the Group is able to control the reversal of the temporary difference and it is probable that the temporary difference will not reverse in the foreseeable future.

NOTES TO THE CONSOLIDATED FINANCIAL STATEMENTS

For the year ended 31 December 2014

4. SIGNIFICANT ACCOUNTING POLICIES (continued)

Taxation (continued)

The carrying amount of deferred tax assets is reviewed at the end of each reporting period and reduced to the extent that it is no longer probable that sufficient taxable profits will be available to allow all or part of the asset to be recovered.

Deferred tax assets and liabilities are measured at the tax rates that are expected to apply in the period in which the liability is settled or the asset is realised, based on tax rate (and tax laws) that have been enacted or substantively enacted by the end of the reporting period.

The measurement of deferred tax liabilities and assets reflects the tax consequences that would follow from the manner in which the Group expects, at the end of the reporting period, to recover or settle the carrying amount of its assets and liabilities.

For the purposes of measuring deferred tax for investment properties that are measured using the fair value model, the carrying amounts of such properties are presumed to be recovered entirely through sale, unless the presumption is rebutted. The presumption is rebutted when the investment property is depreciable and is held within a business model whose objective is to consume substantially all of the economic benefits embodied in the investment property over time, rather than through sale.

Current and deferred tax are recognised in profit or loss, except when they relate to items that are recognised in other comprehensive income or directly in equity, in which case, the current and deferred tax are also recognised in other comprehensive income or directly in equity respectively.

Intangible asset

Deferred product design fees

Deferred product design fees acquired separately and with finite useful lives are carried at cost less accumulated amortisation and any accumulated impairment losses. Amortisation for deferred product design fees with finite useful lives is provided on a straight-line basis over their estimated useful lives.

Gains or losses arising from derecognition of an intangible asset are measured at the difference between the net disposal proceeds and the carrying amount of the asset and are recognised in profit or loss in the period when the asset is derecognised.

NOTES TO THE CONSOLIDATED FINANCIAL STATEMENTS

For the year ended 31 December 2014

4. SIGNIFICANT ACCOUNTING POLICIES (continued)

Inventories

Inventories are stated at the lower of cost and net realisable value. Costs of inventories are determined on a weighted average method. Net realisable value represents the estimated selling price for inventories less all estimated costs of completion and costs necessary to make the sale.

Financial instruments

Financial assets and financial liabilities are recognised when a group entity becomes a party to the contractual provisions of the instrument.

Financial assets and financial liabilities are initially measured at fair value. Transaction costs that are directly attributable to the acquisition or issue of financial assets and financial liabilities (other than financial assets or financial liabilities at fair value through profit or loss) are added to or deducted from the fair value of the financial assets or financial liabilities, as appropriate, on initial recognition. Transaction costs directly attributable to the acquisition of financial assets or financial liabilities at fair value through profit or loss are recognised immediately in profit or loss.

(a) Financial assets

All recognised financial assets are subsequently measured in their entirety at either amortised cost or fair value, depending on the classification of the financial assets.

(i) Financial assets at amortised cost

Debt instruments and hybrid contracts that meet the following conditions are subsequently measured at amortised cost less impairment loss:

- the asset is held within a business model whose objective is to hold assets in order to collect contractual cash flows; and
- the contractual terms of the instrument give rise on specified dates to cash flows that are solely payments of principal and interest on the principal amount outstanding.

All other financial assets are subsequently measured at fair value.

The effective interest method is a method of calculating the amortised cost of a debt instrument and of allocating interest income over the relevant period. The effective interest rate is the rate that exactly discounts estimated future cash receipts (including all fees and points paid or received that form an integral part of the effective interest rate, transaction costs and other premiums or discounts) through the expected life of the debt instrument, or, where appropriate, a shorter period, to the net carrying amount on initial recognition. Interest income is recognised on an effective interest basis for debt instruments measured subsequently at amortised cost. Interest income is recognised in profit or loss and is included in the other income.

NOTES TO THE CONSOLIDATED FINANCIAL STATEMENTS

For the year ended 31 December 2014

4. SIGNIFICANT ACCOUNTING POLICIES (continued)

Financial instruments (continued)

(a) Financial assets (continued)

(ii) Financial assets at fair value through profit or loss ("FVTPL")

Investments in equity instruments are classified as at FVTPL, unless the Group designates such investment that is not held for trading as FVTOCI on initial recognition.

A financial asset is held for trading if it has been acquired principally for the purpose of selling it in the near term or it is a derivative that is not designated and effective as a hedging instrument.

Debt instruments that do not meet the amortised cost criteria (see (a)(i) above) are measured at FVTPL. In addition, debt instruments that meet the amortised cost criteria but are designated as at FVTPL are measured at FVTPL. A debt instrument may be designated as at FVTPL upon initial recognition if such designation eliminates or significantly reduces a measurement or recognition inconsistency that would arise from measuring assets or liabilities or recognising the gains and losses on them on different bases. The Group has not designated any debt instrument as at FVTPL on initial application of HKFRS 9.

Financial assets at FVTPL are measured at fair value at the end of each reporting period, with any gains or losses arising on remeasurement recognised in profit or loss. The net gain or loss recognised in profit or loss is included in other gains and losses.

(iii) Financial assets at FVTOCI

On initial recognition, the Group can make an irrevocable election (on an instrument-by-instrument basis) to designate investments in equity instruments as at FVTOCI. Designation at FVTOCI is not permitted if the equity investment is held for trading.

Investments in equity instruments at FVTOCI are initially measured at fair value plus transaction costs. Subsequently, they are measured at fair value with gains and losses arising from changes in fair value recognised in other comprehensive income and accumulated in the security investment reserve.

The Group has designated all investments in equity investments (listed or unlisted) that are not held for trading as at FVTOCI on initial application of HKFRS 9.

Dividends on these investments in equity instruments are recognised in profit or loss when the Group's right to receive the dividends is established in accordance with HKAS 18 *Revenue*, unless the dividends clearly represent a recovery of part of the cost of the investment. Dividends earned are recognised in profit or loss and are included in other income.

NOTES TO THE CONSOLIDATED FINANCIAL STATEMENTS

For the year ended 31 December 2014

4. SIGNIFICANT ACCOUNTING POLICIES (continued)

Financial instruments (continued)

(b) Impairment losses of financial assets

Financial assets, other than those at FVTPL and FVTOCI, are assessed for indicators of impairment at the end of the reporting period. Financial assets are considered to be impaired where there is objective evidence that, as a result of one or more events that occurred after the initial recognition of the financial asset, the estimated future cash flows of the financial assets have been affected.

For all other financial assets, objective evidence of impairment could include:

- significant financial difficulty of the issuer or counterparty; or
- breach of contract, such as default or delinquency in interest or principal payments; or
- it becoming probable that the borrower will enter bankruptcy or financial re-organisation.

For certain categories of financial asset, such as trade receivables, assets that are assessed not to be impaired individually are, in addition, assessed for impairment on a collective basis. Objective evidence of impairment for a portfolio of receivables could include the Group's past experience of collecting payments, an increase in the number of delayed payments in the portfolio past the credit period of not more than 60 days, observable changes in national or local economic conditions that correlate with default on receivables.

For financial assets carried at amortised cost, the amount of the impairment loss recognised is the difference between the asset's carrying amount and the present value of the estimated future cash flows discounted at the financial asset's original effective interest rate.

NOTES TO THE CONSOLIDATED FINANCIAL STATEMENTS

For the year ended 31 December 2014

4. SIGNIFICANT ACCOUNTING POLICIES (continued)

Financial instruments (continued)

(b) Impairment losses of financial assets (continued)

The carrying amount of the financial asset is reduced by the impairment loss directly for all financial assets with the exception of trade receivables, other receivables, trade receivables from ultimate holding company of a shareholder and trade receivables from related companies, where the carrying amount is reduced through the use of an allowance account. Changes in the carrying amount of the allowance account are recognised in profit or loss. When a trade receivable, other receivable, trade receivables from ultimate holding company of a shareholder or trade receivable from related companies is considered uncollectible, it is written off against the allowance account. Subsequent recoveries of amounts previously written off are credited to profit or loss.

For financial assets measured at amortised cost, if, in a subsequent period, the amount of the impairment loss decreases and the decrease can be related objectively to an event occurring after the impairment losses was recognised, the previously recognised impairment loss is reversed through profit or loss to the extent that the carrying amount of the asset at the date the impairment is reversed does not exceed what the amortised cost would have been had the impairment not been recognised.

(c) Derecognition of financial assets

The Group derecognises a financial asset only when the contractual rights to the cash flows from the asset expire, or when it transfers the financial asset and substantially all the risks and rewards of ownership of the asset to another entity. If the Group retains substantially all the risks and rewards of ownership of a transferred financial asset, the Group continues to recognise the financial asset and also recognises a collateralised borrowing for the proceeds received.

On derecognition of a financial asset, except for a financial asset that is classified as at FVTOCI, the difference between the asset's carrying amount and the sum of the consideration received and receivable and the cumulative gain or loss that had been recognised in other comprehensive income and accumulated in equity reserve is recognised in profit or loss.

On derecognition of a financial asset that is classified as at FVTOCI, the cumulative gain or loss previously accumulated in the security investment reserve is not reclassified to profit or loss, but is transferred to accumulated losses.

NOTES TO THE CONSOLIDATED FINANCIAL STATEMENTS

For the year ended 31 December 2014

4. SIGNIFICANT ACCOUNTING POLICIES (continued)

Financial instruments (continued)

Financial liabilities and equity instruments

(a) Classification and measurement

Debt and equity instruments issued by a group entity are classified as either financial liabilities or as equity in accordance with the substance of the contractual arrangements and the definitions of a financial liability and an equity instrument.

(i) Equity instruments

An equity instrument is any contract that evidences a residual interest in the assets of an entity after deducting all of its liabilities. Equity instruments issued by the group entities are recognised at the proceeds received, net of direct issue costs.

(ii) Financial liabilities

Financial liabilities (including trade and bills payables, trade payables to related companies and ultimate holding company of a shareholder, other payables, bank borrowings, amounts due to subsidiaries, amounts due to related companies, loans from ultimate holding company of a shareholder and amount due to ultimate holding company of a shareholder) are subsequently measured at amortised cost, using the effective interest method.

The effective interest method is a method of calculating the amortised cost of a financial liability and of allocating interest expense over the relevant period. The effective interest rate is the rate that exactly discounts estimated future cash payments (including all fees and points paid or received that form an integral part of the effective interest rate, transaction costs and other premiums or discounts) through the expected life of the financial liability, or, where appropriate, a shorter period, to the net carrying amount on initial recognition.

Interest expense is recognised on an effective interest basis.

(b) Derecognition of financial liabilities

The Group derecognises financial liabilities when, and only when, the Group's obligations are discharged, cancelled or expire. The difference between the carrying amount of the financial liability derecognised and the consideration paid and payable is recognised in profit or loss.

NOTES TO THE CONSOLIDATED FINANCIAL STATEMENTS

For the year ended 31 December 2014

4. SIGNIFICANT ACCOUNTING POLICIES (continued)

Derivative financial instruments

Derivatives are initially recognised at fair value at the date when derivative contracts are entered into and are subsequently remeasured to their fair value at the end of the reporting period. The resulting gain or loss is recognised in profit or loss immediately unless the derivative is designated and effective as a hedging instrument, in which case the timing of the recognition in profit or loss depends on the nature of the hedge relationship.

Forward contracts to acquire an associate or additional interests in an existing associate at a future acquisition date are accounted for as derivative financial instruments. Changes in fair value of such contracts are recognised in profit or loss up to the completion of the acquisition.

Contracts to buy or sell a non-financial item that can be settled net in cash or another financial instrument, or by exchanging financial instruments are recognised as derivative financial instruments with the exception of contracts that were entered into and continue to be held for the purpose of the receipt or delivery of a non-financial item in accordance with the entity's expected purchase, sale or usage requirements.

Financial guarantee contracts

A financial guarantee contract is a contract that requires the issuer to make specified payments to reimburse the holder for a loss it incurs because a specified debtor fails to make payment when due in accordance with the terms of a debt instrument.

Financial guarantee contracts issued by the Group are initially measured at their fair values and, if not designated as at FVTPL, are subsequently measured at the higher of:

- (i) the amount of obligation under the contract, as determined in accordance with HKAS 37 *Provisions, Contingent Liabilities and Contingent Assets*; and
- (ii) the amount initially recognised less, where appropriate, cumulative amortisation recognised in accordance with the revenue recognition policies.

Provisions

Provisions are recognised when the Group has a present obligation (legal or constructive) as a result of a past event, it is probable that the Group will be required to settle that obligation, and a reliable estimate can be made of the amount of the obligation. The amounts recognised as provisions are the best estimate of the consideration required to settle the present obligation at the end of the reporting period, taking into account the risks and uncertainties surrounding the obligation. Where a provision is measured using the cash flows estimated to settle the present obligation, its carrying amount is the present value of those cash flows (where the effect of the time value of money is material).

NOTES TO THE CONSOLIDATED FINANCIAL STATEMENTS

For the year ended 31 December 2014

4. SIGNIFICANT ACCOUNTING POLICIES (continued)

Impairment losses on tangible and intangible assets other than goodwill (see the accounting policy in respect of goodwill above)

At the end of the reporting period, the Group reviews the carrying amounts of its tangible and intangible assets with finite useful lives to determine whether there is any indication that those assets have suffered an impairment loss. If any such indication exists, the recoverable amount of the asset is estimated in order to determine the extent of the impairment loss, if any. When it is not possible to estimate the recoverable amount of an individual asset, the Group estimates the recoverable amount of the cash-generating unit to which the asset belongs. When a reasonable and consistent basis of allocation can be identified, corporate assets are also allocated to individual cash-generating units, or otherwise they are allocated to the smallest group of cash-generating units for which a reasonable and consistent allocation basis can be identified.

Recoverable amount is the higher of fair value less costs of disposal and value in use. In assessing value in use, the estimated future cash flows are discounted to their present value using a pre-tax discount rate that reflects current market assessments of the time value of money and the risks specific to the asset for which the estimates of future cash flows have not been adjusted.

If the recoverable amount of an asset (or a cash-generating unit) is estimated to be less than its carrying amount, the carrying amount of the asset (or a cash-generating unit) is reduced to its recoverable amount. An impairment loss is recognised immediately in profit or loss.

When allocating an impairment loss to individual assets within a cash-generating unit, the carrying amount of an individual asset should not be reduced below the highest of its fair value less cost of disposal (if measurable), its value in use (if determinable), and zero. If this results in an amount being allocated to an asset which is less than its pro rata share of the impairment loss, the excess is allocated to the remaining assets within the cash-generating unit on a pro rata basis.

Where an impairment loss subsequently reverses, the carrying amount of the asset (or cash-generating unit) is increased to the revised estimate of its recoverable amount, but so that the increased carrying amount does not exceed the carrying amount that would have been determined had no impairment loss been recognised for the asset (or a cash-generating unit) in prior years. A reversal of an impairment loss is recognised immediately in profit or loss.

NOTES TO THE CONSOLIDATED FINANCIAL STATEMENTS

For the year ended 31 December 2014

4. SIGNIFICANT ACCOUNTING POLICIES (continued)

Equity-settled share-based payment transactions

Share options granted to employees and other eligible participants of the Group and vested before 1 January 2005

The financial impact of share options granted is not recorded in the consolidated financial statements until such time as the options are exercised, and no charge is recognised in profit or loss in respect of the value of options granted. Upon the exercise of the share options, the resulting shares issued are recorded as additional share capital at the nominal value of the shares, and the excess of the exercise price per share over the nominal value of the shares is recorded as share premium. Options which lapse or are cancelled prior to their exercise date are deleted from the register of outstanding options.

Share options granted to employees and other eligible participants of the Group after 7 November 2002 and vested on or after 1 January 2005

For grants of share options that are conditional upon satisfying specified vesting conditions, the fair value of services recorded is determined by reference to the fair value of share options granted at the date of grant and is expensed on a straight-line basis over the vesting period, with a corresponding increase in equity (share option reserve).

At the end of the reporting period, the Group revises its estimate of the number of options that are expected to ultimately vest. The impact of the revision of original estimates, if any, is recognised in profit or loss, such that the cumulative expense reflects the revised estimate with a corresponding adjustment to share option reserve.

For share options that vest immediately at the date of grant, the fair value of the share options granted is expensed immediately to profit or loss.

When the share options are exercised, the amount previously recognised in share option reserve will be transferred to share premium. When share options are forfeited after the vesting date or are still not exercised at the expiry date, the amount previously recognised in share option reserve will continue to be held in the share option reserve.

NOTES TO THE CONSOLIDATED FINANCIAL STATEMENTS

For the year ended 31 December 2014

5. CRITICAL ACCOUNTING JUDGMENT AND KEY SOURCES OF ESTIMATION UNCERTAINTY

In the application of the Group's accounting policies, which are described in note 4, the Directors are required to make judgments, estimates and assumptions about the carrying amounts of assets and liabilities that are not readily apparent from other sources. The estimates and associated assumptions are based on historical experience and other factors that are considered to be relevant. Actual results may differ from these estimates.

The estimates and underlying assumptions are reviewed on an on-going basis. Revisions to accounting estimates are recognised in the period in which the estimate is revised if the revision affects only that period, or in the period of the revision and future periods if the revision affects both current and future periods.

Critical judgment in applying accounting policies

The following is the critical judgment, apart from those involving estimations (see below), that the Directors have made in the process of applying the Group's accounting policies and that have the most significant effect on the amounts recognised in the consolidated financial statements.

Deferred taxation on investment properties

For the purposes of measuring deferred tax liabilities or deferred tax assets arising from investment properties that are measured using the fair value model, the Directors have reviewed the Group's investment property portfolios and concluded that the Group's investment properties which are located in Hong Kong are not held under a business model whose objective is to consume substantially all of the economic benefits embodied in the investment properties over time.

Therefore, in measuring the Group's deferred taxation on investment properties located in Hong Kong, the Directors have determined that the presumption that the carrying amounts of investment properties measured using the fair value model are recovered entirely through sale is not rebutted. As a result, the Group does not recognise any further deferred taxes on changes in fair value of investment properties located in Hong Kong as the Group is not subject to any income taxes on disposal of these investment properties.

For the investment properties located in the PRC, the Directors concluded that they are held under a business model whose objective is to consume substantially all of the economic benefits embodied in the investment properties over time. Therefore, the Directors have determined that the "sale" presumption set out in the amendments to HKAS 12 is rebutted and the Group continues to recognise deferred tax on changes in fair value of investment properties which are located in the PRC on the basis that reflects the tax consequences that would follow the manner in which the entity expects to recover the carrying amounts of the assets.

NOTES TO THE CONSOLIDATED FINANCIAL STATEMENTS

For the year ended 31 December 2014

5. CRITICAL ACCOUNTING JUDGMENT AND KEY SOURCES OF ESTIMATION UNCERTAINTY (continued)

Key sources of estimation uncertainty

The following are the key assumptions concerning the future, and other key sources of estimation uncertainty at the end of the reporting period, that have a significant risk of causing a material adjustment to the carrying amounts of assets and liabilities within the next financial year.

Estimated impairment of trade receivables

When there is objective evidence of impairment loss, the Group takes into consideration the estimation of future cash flows. The amount of the impairment loss is measured as the difference between the asset's carrying amount and the present value of estimated future cash flows (excluding future credit losses that have not been incurred) discounted at the financial asset's original effective interest rate (i.e. the effective interest rate computed at initial recognition). Where the actual future cash flows are less than expected, a material impairment loss may arise.

As at 31 December 2014, the carrying amount of trade receivables is HK\$1,615,640,000, net of allowance for doubtful debts of HK\$153,490,000 (31 December 2013: carrying amount of HK\$1,496,910,000, net of allowance of doubtful debts of HK\$187,436,000).

The movement in the allowance for doubtful debts recognised during the year is set out in note 26.

Allowance for inventories

As at 31 December 2014, the carrying amount of the Group's inventories is HK\$2,408,300,000 (2013: HK\$3,120,297,000). The management of the Group reviews an ageing analysis at the end of the reporting period, and makes allowance for obsolete and slow-moving inventory items identified that are no longer suitable for use in production. The Group carries out an inventory review on a product-by-product basis at the end of the reporting period and makes allowance for obsolete and slow moving items. The management also estimates the net realisable value for finished goods, work in progress and raw materials based primarily on the latest invoice prices and current market conditions. If the conditions of inventory of the Group become no longer suitable for use in production, an additional allowance may be required.

NOTES TO THE CONSOLIDATED FINANCIAL STATEMENTS

For the year ended 31 December 2014

5. CRITICAL ACCOUNTING JUDGMENT AND KEY SOURCES OF ESTIMATION UNCERTAINTY (continued)

Key sources of estimation uncertainty (continued)

Impairment of mining assets and property, plant and equipment

The carrying amounts of mining assets amounting to nil (2013: nil) and property, plant and equipment amounting to HK\$10,494,421,000 (2013: HK\$11,440,070,000) are reviewed for impairment in accordance with HKAS 36 whenever certain events or changes in circumstances indicate that the carrying amount may not be recoverable. The Group determines the recoverable amount which is the higher of value in use and fair value less costs of disposal. If it is not possible to estimate the recoverable amount of the property, plant and equipment and mining assets individually, the management determines the recoverable amount of the cash generating unit to which such assets belong. The value in use is based on the estimations of future expected cash flows from the usage of these assets and a suitable discount rate. Where the actual future cash flows are less than or more than expected, or there are favourable or unfavourable events and changes in facts and circumstances which result in revision of future estimated cash flows, a material impairment loss may arise or reverse. During the year ended 31 December 2014, the impairment loss recognised in respect of mining assets approximate to nil (2013: HK\$130,958,000). Details of the recoverable amount calculation for mining assets and property, plant and equipment are disclosed in note 20.

Income taxes

No deferred tax asset has been recognised in respect of tax losses of approximately HK\$8,167 million, of which HK\$420 million is subject to confirmation by Hong Kong Inland Revenue Department (“IRD”) and HK\$2,146 million is subject to confirmation by the State Administration of Taxation of the PRC (“SAT”) (2013: HK\$6,721 million, of which HK\$380 million was subject to IRD’s confirmation and HK\$1,876 million is subject to SAT’s confirmation) due to the unpredictability of future profit streams. In cases where probable taxable profit will be available against which the deductible temporary differences can be utilised and the amounts are confirmed by the relevant tax authorities, a deferred tax asset may be recognised.

NOTES TO THE CONSOLIDATED FINANCIAL STATEMENTS

For the year ended 31 December 2014

5. CRITICAL ACCOUNTING JUDGMENT AND KEY SOURCES OF ESTIMATION UNCERTAINTY (continued)

Key sources of estimation uncertainty (continued)

Fair value and classification of current and non-current portion of commodity forward contracts to purchase iron ore

During the year ended 31 December 2014, the Directors consider that the production of main pit in Koolan Island ("Main Pit") is unlikely to resume during the year 2015 due to the slump in the Main Pit seawall in Koolan Island; therefore, the entire carrying amount of the commodity forward contracts are classified as non-current asset as at 31 December 2014.

The fair value of commodity forward contracts stated in the statements of financial position are determined by the present value of future cash flows estimated in the valuation model and the fair value for the commodity forward contracts to purchase iron ore is established by using valuation techniques. The current portion of commodity forward contracts was determined based on the present value of future cash inflows within one year from the end of the reporting period and the remaining present value of future cash inflows was classified as non-current. The Group has established a process to ensure that valuation techniques are developed by qualified personnel and are validated and reviewed by personnel independent of those that developed the valuation techniques. However, it should be noted that some inputs, such as forecasted Platts Iron Ore Index, the forecasted annual production of the mines, the lives of the mines, the spread between capesize vessel freight rate and panamax vessel freight rate for Australia/China, the average growth rate of the spread, the forecasted marketing commission saving and a discount rate of 17.86% (2013: 17.00%), require management estimates. Management estimates and assumptions are reviewed periodically and are adjusted if necessary. Should any of the estimates and assumptions change, it may lead to a change in the fair value of the commodity forward contracts. The carrying amount of the commodity forward contracts is HK\$532,715,000 (2013: HK\$673,883,000). Details of the commodity forward contracts are disclosed in note 29.

Fair value measurements and valuation processes

In estimating the fair value of an asset or a liability, the Group uses market-observable data to the extent it is available for Level 1 inputs. In the Level 2 fair value measurements, the Group derived the inputs other than quoted prices included within Level 1 that are observable for the asset or liability, either directly or indirectly with reference to the market information. When Level 1 and Level 2 inputs are not available, the Group engages a third party qualified valuer to perform the valuation of commodity forward contracts and unlisted equity securities designated as at FVTOCI. The Finance Department works closely with the qualified external valuer to establish the appropriate valuation techniques and inputs to the model.

The Group uses valuation techniques that include inputs that are not based on observable market data to estimate the fair value of certain types of financial instruments and investment properties. Notes 15, 23, 29 and 40c provide detailed information about the valuation techniques, inputs and key assumptions used in the determination of the fair value of various assets and liabilities.

NOTES TO THE CONSOLIDATED FINANCIAL STATEMENTS

For the year ended 31 December 2014

5. CRITICAL ACCOUNTING JUDGMENT AND KEY SOURCES OF ESTIMATION UNCERTAINTY (continued)

Key sources of estimation uncertainty (continued)

Depreciation

The carrying value of the Group's property, plant and equipment as at 31 December 2014 was approximately HK\$10,494,421,000 (2013: HK\$11,440,070,000). The Group depreciates the property, plant and equipment on a straight-line basis over their estimated useful lives of 3 to 50 years, after taking into account their estimated residual value, commencing from the date the property, plant and equipment is available for use. The estimated useful lives and dates that the Group places the property, plant and equipment into productive use reflects the Directors' estimate of the periods that the Group intends to derive future economic benefits from the usage of the Group's property, plant and equipment. If the estimated useful life of property, plant and equipment did not reflect its actual useful life, additional depreciation may be required.

6. REVENUE AND SEGMENT INFORMATION

Revenue arising from sales of steel products, sales of iron ore, sales of coal and coke and management services income during the year is as follows:

	2014 HK\$'000	2013 HK\$'000
Sale of steel products	10,367,496	10,976,650
Sale of iron ore	2,384,005	4,127,116
Sale of coal and coke	216	158,970
Management services income	4,398	3,492
Others	72	133
	12,756,187	15,266,361

Segment information

Information reported to the Executive Directors of the Company, being the chief operating decision maker, for the purposes of resource allocation and assessment of segment performance focuses on types of goods or services delivered or provided. No operating segments identified by the chief operating decision maker have been aggregated in arriving at the reportable segments of the Group.

Specifically, the Group's operating and reportable segments under HKFRS 8 are as follows:

Steel manufacturing	– manufacture and sale of steel products;
Commodity trading	– trading of steel products, iron ore, coal and coke;
Mineral exploration and processing	– mining, processing and sale of iron ore; and
Others	– management services business and floating cranes leasing income.

NOTES TO THE CONSOLIDATED FINANCIAL STATEMENTS

For the year ended 31 December 2014

6. REVENUE AND SEGMENT INFORMATION (continued)

Segment revenue and results

The following is an analysis of the Group's revenue and results by operating segment.

For the year ended 31 December 2014

	Steel manufacturing HK\$'000	Commodity trading HK\$'000	Mineral exploration and processing HK\$'000	Others HK\$'000	Total HK\$'000
Revenue					
External sales	10,073,100	1,902,317	776,300	4,470	12,756,187
Inter-segment sales	65,817	90,275	656,731	–	812,823
Segment revenue	10,138,917	1,992,592	1,433,031	4,470	13,569,010
Eliminations					(812,823)
Group revenue					12,756,187
Inter-segment sales are charged at prevailing market rates.					
Segment loss	(867,040)	(57,323)	(140,803)	(5,976)	(1,071,142)
Interest income					59,767
Central administration costs					(23,552)
Finance costs					(773,125)
Gain from change in fair value of derivative financial instruments					1,660
Loss on disposal of subsidiaries					(5)
Share of results of associates					(236,043)
Loss before taxation					(2,042,440)

NOTES TO THE CONSOLIDATED FINANCIAL STATEMENTS

For the year ended 31 December 2014

6. REVENUE AND SEGMENT INFORMATION (continued)

Segment revenue and results (continued)

For the year ended 31 December 2013

	Steel manufacturing HK\$'000	Commodity trading HK\$'000	Mineral exploration and processing HK\$'000	Others HK\$'000	Total HK\$'000
Revenue					
External sales	10,613,925	4,426,947	221,864	3,625	15,266,361
Inter-segment sales	–	–	419,714	–	419,714
Segment revenue	10,613,925	4,426,947	641,578	3,625	15,686,075
Eliminations					(419,714)
Group revenue					15,266,361
Inter-segment sales are charged at prevailing market rates.					
Segment (loss) profit	(1,294,475)	163,126	(310,716)	1,587	(1,440,478)
Interest income					45,418
Central administration costs					(20,431)
Finance costs					(802,085)
Gain from change in fair value of derivative financial instruments					2,276
Share of results of associates					281,803
Loss before taxation					(1,933,497)

The accounting policies of the operating segments are the same as the Group's accounting policies described in note 4. Segment profit or loss represents the profit earned by or loss incurred from each segment without allocation of interest income, central administration costs, finance costs, gain or loss from change in fair value of interest rate swap contracts, loss on disposal of subsidiaries and share of results of associates. This is the measure reported to the Executive Directors for the purposes of resource allocation and performance assessment.

NOTES TO THE CONSOLIDATED FINANCIAL STATEMENTS

For the year ended 31 December 2014

6. REVENUE AND SEGMENT INFORMATION (continued)

Segment assets and liabilities

The following is an analysis of the Group's assets and liabilities by reportable segment:

	2014 HK\$'000	2013 HK\$'000
Segment assets		
Steel manufacturing	14,043,302	14,896,268
Commodity trading	598,375	1,229,814
Mineral exploration and processing	1,669,385	1,753,919
Others	5,685	9,955
Total segment assets	16,316,747	17,889,956
Interests in associates	7,098,764	7,777,033
Equity investments	136,212	198,871
Deferred tax assets	36,635	39,919
Amounts due from related companies – non-trade	60,869	43,505
Amount due from ultimate holding company of a shareholder – non-trade	2,235	7,797
Tax recoverable	–	262
Restricted bank deposits	1,242,333	1,036,994
Pledged bank deposits	121,623	308,293
Bank balances and cash	872,250	1,266,262
Consolidated assets	25,887,668	28,568,892
	2014 HK\$'000	2013 HK\$'000
Segment liabilities		
Steel manufacturing	11,252,490	9,338,822
Commodity trading	71,264	381,459
Mineral exploration and processing	849,988	899,609
Others	4,172	5,109
Total segment liabilities	12,177,914	10,624,999
Amounts due to related companies – non-trade	256,638	391,176
Amount due to ultimate holding company of a shareholder – non-trade	1,692	225,607
Bank borrowings	8,137,553	9,595,708
Tax payable	162,719	178,123
Deferred tax liabilities	34,299	39,131
Other financial liabilities	–	1,660
Loans from ultimate holding company of a shareholder	873,453	893,337
Consolidated liabilities	21,644,268	21,949,741

NOTES TO THE CONSOLIDATED FINANCIAL STATEMENTS

For the year ended 31 December 2014

6. REVENUE AND SEGMENT INFORMATION (continued)

Segment assets and liabilities (continued)

For the purposes of monitoring segment performances and allocating resources between segments:

- all assets are allocated to operating segments other than the items disclosed above.
- all liabilities are allocated to operating segments other than the items disclosed above.

Other segment information

2014

	Steel manufacturing HK\$'000	Commodity trading HK\$'000	Mineral exploration and processing HK\$'000	Others HK\$'000	Total HK\$'000
--	------------------------------------	----------------------------------	---	--------------------	-------------------

Amounts included in the measure of segment profit or loss or segment assets:

Additions to non-current assets (Note)	217,498	–	1,504	21	219,023
Depreciation of property, plant and equipment	873,346	44	44,265	559	918,214
Amortisation of prepaid lease rentals	7,347	–	481	–	7,828
Loss (gain) on disposal of property, plant and equipment	180	–	–	(1,429)	(1,249)
Research and development cost recognised as expenses	4,034	–	–	–	4,034
Allowance for (reversal of) doubtful debts	5,453	(15)	291	2,558	8,287
Allowance for inventories	129,261	–	74,712	–	203,973
Fair value of commodity forward contracts upon delivery	–	116,565	–	–	116,565
Change in fair value of commodity forward contracts	–	24,603	–	–	24,603

Note: Non-current assets excluded other financial assets, equity investments, pledged bank deposits and deferred tax assets.

NOTES TO THE CONSOLIDATED FINANCIAL STATEMENTS

For the year ended 31 December 2014

6. REVENUE AND SEGMENT INFORMATION (continued)

Other segment information (continued)

2013

	Steel manufacturing HK\$'000	Commodity trading HK\$'000	Mineral exploration and processing HK\$'000	Others HK\$'000	Total HK\$'000
Amounts included in the measure of segment profit or loss or segment assets:					
Additions to non-current assets (Note)	334,744	–	48,075	189	383,008
Depreciation of property, plant and equipment	869,085	403	45,343	1,163	915,994
Amortisation of prepaid lease rentals	8,051	–	483	–	8,534
Gain on disposal of property, plant and equipment	(69)	(3)	–	–	(72)
Research and development cost recognised as expenses	3,385	–	–	–	3,385
Impairment loss on mining assets	–	–	130,958	–	130,958
(Reversal of) allowance for doubtful debts	(905)	(23)	62,324	–	61,396
Allowance for inventories	180,078	–	–	–	180,078
Fair value of commodity forward contracts upon delivery	–	253,230	–	–	253,230
Change in fair value of commodity forward contracts	–	(92,997)	–	–	(92,997)

Note: Non-current assets excluded other financial assets, equity investments, pledged bank deposits and deferred tax assets.

NOTES TO THE CONSOLIDATED FINANCIAL STATEMENTS

For the year ended 31 December 2014

6. REVENUE AND SEGMENT INFORMATION (continued)

Revenue from major products and services

The following is an analysis of the Group's revenue from its major products and services:

	2014 HK\$'000	2013 HK\$'000
Steel plates	9,940,508	10,728,077
Iron ore	2,384,005	4,127,116
Coal and coke	216	158,970
Steel slabs	426,988	248,573
Management services	4,398	3,492
Others	72	133
	12,756,187	15,266,361

Geographical information

The Group operates in three principal geographical areas – the PRC, excluding Hong Kong (country of domicile), Australia and Hong Kong.

The Group's revenue from external customers by geographical location at which the goods were delivered and information about its non-current assets by geographical location of the assets are detailed below:

	Revenue from external customers		Non-current assets (Note)	
	2014 HK\$'000	2013 HK\$'000	2014 HK\$'000	2013 HK\$'000
PRC, excluding Hong Kong (country of domicile)	10,843,991	11,193,773	10,889,859	11,855,355
Hong Kong	4,614	3,708	7,067,928	7,746,981
Australia	1,678,701	3,835,153	–	–
Others	228,881	233,727	–	–
	12,756,187	15,266,361	17,957,787	19,602,336

Note: Non-current assets excluded other financial assets, equity investments, pledged bank deposits and deferred tax assets.

NOTES TO THE CONSOLIDATED FINANCIAL STATEMENTS

For the year ended 31 December 2014

6. REVENUE AND SEGMENT INFORMATION (continued)

Information about major customers

During the year ended 31 December 2014, the customers which accounted for 10% or more of the Group's revenue are Shougang Group and another customer. Sales to Shougang Group under the segments of steel manufacturing, commodity trading, mineral exploration and processing and others contributed HK\$1,628,276,000 to the Group's revenue. Sales to the other customer under the segment of steel manufacturing contributed HK\$1,832,440,000 to the Group's revenue.

During the year ended 31 December 2013, sales to Shougang Group under the segments of steel manufacturing, commodity trading, mineral exploration and processing and others contributed HK\$1,609,855,000 to the Group's revenue, which accounted for more than 10% of the Group's revenue.

7. OTHER INCOME

	2014 HK\$'000	2013 HK\$'000
Interest income on bank deposits	59,767	45,418
Scrap sales income	7,602	4,873
Compensation income	9,940	671
Sundry income	17,622	14,940
	94,931	65,902

8. OTHER GAINS AND LOSSES

	2014 HK\$'000	2013 HK\$'000
Impairment loss on mining assets (note 18)	–	(130,958)
Gain on disposal of property, plant and equipment	1,249	72
Net foreign exchange gain	7,254	25,055
(Loss) gain from changes in fair value of investment properties	(562)	645
Allowance for trade and other receivables and trade receivables from related companies, net	(8,287)	(61,396)
Loss on disposal of subsidiaries (note 41)	(5)	–
	(351)	(166,582)

NOTES TO THE CONSOLIDATED FINANCIAL STATEMENTS

For the year ended 31 December 2014

9. FINANCE COSTS

	2014 HK\$'000	2013 HK\$'000
Interest on:		
Bank borrowings wholly repayable within five years	526,132	593,367
Other borrowings wholly repayable within five years	54,157	53,845
Total borrowing costs	580,289	647,212
Add: Factoring cost for discounted receivables	214,652	182,069
Less: Amounts capitalised	(21,816)	(27,196)
	773,125	802,085

Borrowing costs capitalised during the year arose from the general borrowing pool and are calculated by applying a capitalisation rate of 5.74% (2013: 6.91%) per annum to expenditure on qualifying assets.

10. INCOME TAX (CREDIT) EXPENSE

	2014 HK\$'000	2013 HK\$'000
Current tax:		
– Hong Kong	–	1,109
– PRC Enterprise Income Tax	513	1,439
	513	2,548
(Over)under-provision in prior years:		
– Hong Kong	(130)	–
– PRC Enterprise Income Tax	(1)	176
	(131)	176
Deferred tax (note 35):		
Current year	(4,450)	8,535
Income tax (credit) expense	(4,068)	11,259

NOTES TO THE CONSOLIDATED FINANCIAL STATEMENTS

For the year ended 31 December 2014

10. INCOME TAX (CREDIT) EXPENSE (continued)

No provision for Hong Kong Profits Tax had been made in the consolidated financial statements as the Group had no assessable profit for 2014.

Hong Kong Profits Tax is calculated at 16.5% of the estimated assessable profit for 2013.

Under the Law of the People's Republic of China on Enterprise Income Tax (the "EIT Law") and Implementation Regulation of the EIT Law, the tax rate of the PRC subsidiaries is 25%.

The tax (credit) expense for the year can be reconciled to the loss before tax per the consolidated statement of profit or loss and other comprehensive income as follows:

	2014 HK\$'000	2013 HK\$'000
Loss before tax	(2,042,440)	(1,933,497)
Taxation at the income tax rate of 25% (2013: 25%) (Note)	(510,610)	(483,374)
Tax effect of share of results of associates	59,011	(70,451)
Tax effect of expenses not deductible for tax purpose	125,291	75,291
Tax effect of income not taxable for tax purpose	(39,562)	(65,074)
Tax effect of tax loss not recognised	361,000	477,623
Tax effect of deductible temporary differences not recognised	1,000	103,625
Tax effect of utilisation of tax losses previously not recognised	–	(21,387)
Tax effect of utilisation of deductible temporary differences previously not recognised	–	(5,084)
(Over)under-provision in respect of prior years	(131)	176
Effect of different tax rates of subsidiaries operating in other jurisdictions	(67)	(86)
Tax (credit) expense for the year	(4,068)	11,259

Note: The domestic tax rate in the jurisdiction where the operations of the Group are substantially based is used.

NOTES TO THE CONSOLIDATED FINANCIAL STATEMENTS

For the year ended 31 December 2014

11. LOSS FOR THE YEAR

	2014 HK\$'000	2013 HK\$'000
Loss for the year has been arrived at after charging (crediting):		
Staff costs, including Directors' emoluments		
– basic salaries and allowances	486,282	464,774
– retirement benefits scheme contributions	52,778	57,599
– equity-settled share-based payment	626	1,498
	539,686	523,871
Amortisation of prepaid lease rentals	7,828	8,534
Depreciation of property, plant and equipment	918,214	915,994
Total depreciation and amortisation	926,042	924,528
Change in fair value of derivative financial instruments		
– change in fair value of interest rate swap contracts	(1,660)	(2,276)
– change in fair value of commodity forward contracts	24,603	(92,997)
	22,943	(95,273)
Auditor's remuneration	3,184	3,323
Cost of inventories recognised as expenses (including allowance for inventories and fair value of commodity forward contracts upon delivery)	13,259,766	16,112,259
Fair value of commodity forward contracts upon delivery, included in cost of sales	116,565	253,230
Allowance for inventories, net, included in cost of sales	203,973	180,078
Research and development cost recognised as expenses	4,034	3,385
Minimum lease payments under operating leases in respect of land and buildings	3,821	4,193
Service and management fees charged by Shougang Group (included in related parties transactions as disclosed in note 48)	130,406	113,521
Rental income from investment properties under operating leases	(1,516)	(1,619)

NOTES TO THE CONSOLIDATED FINANCIAL STATEMENTS

For the year ended 31 December 2014

12. DIRECTORS', CHIEF EXECUTIVE'S AND EMPLOYEES' EMOLUMENTS

(a) Directors' and Chief Executive's emoluments

The emoluments paid or payable to each of the ten (2013: nine) Directors were as follows:

	Xu Ning HK\$'000	Li Shaofeng HK\$'000	Zhang Wenhui HK\$'000	Chen Zhouping HK\$'000 (Note a)	Ip Tak Chuen, Edmond HK\$'000	Leung Shun Sang, Tony HK\$'000	Kan Lai Kuen, Alice HK\$'000	Wong Kun Kim HK\$'000	Leung Kai Cheung HK\$'000	Ding Rucai HK\$'000 (Note b)	Total 2014 HK\$'000
2014											
Fees	170	-	-	100	150	230	330	330	330	-	1,640
Other emoluments											
Salaries and other benefits	-	630	3,300	-	-	-	-	-	-	-	3,930
Contributions to retirement benefits schemes	-	32	165	-	-	-	-	-	-	-	197
Equity-settled share-based payment	-	626	-	-	-	-	-	-	-	-	626
Total emoluments	170	1,288	3,465	100	150	230	330	330	330	-	6,393
	Xu Ning HK\$'000	Li Shaofeng HK\$'000	Zhang Wenhui HK\$'000	Chen Zhouping HK\$'000	Ip Tak Chuen, Edmond HK\$'000	Leung Shun Sang, Tony HK\$'000	Kan Lai Kuen, Alice HK\$'000	Wong Kun Kim HK\$'000	Leung Kai Cheung HK\$'000	Total 2013 HK\$'000	
2013											
Fees	170	-	-	150	150	230	330	330	330	1,690	
Other emoluments											
Salaries and other benefits	-	3,997	3,300	-	-	-	-	-	-	7,297	
Contributions to retirement benefits schemes	-	200	165	-	-	-	-	-	-	365	
Equity-settled share-based payment	-	1,498	-	-	-	-	-	-	-	1,498	
Total emoluments	170	5,695	3,465	150	150	230	330	330	330	10,850	

Notes:

- According to the announcement of the Company dated 28 August 2014, Mr. Chen Zhouping has resigned as a Non-executive Director of the Company with effect from 1 September 2014.
- According to the announcement of the Company dated 28 August 2014, Mr. Ding Rucai has been appointed as an Executive Director and Deputy Managing Director of the Company as well as a member of the Executive Committee with effect from 1 September 2014.

NOTES TO THE CONSOLIDATED FINANCIAL STATEMENTS

For the year ended 31 December 2014

12. DIRECTORS', CHIEF EXECUTIVE'S AND EMPLOYEES' EMOLUMENTS

(continued)

(a) Directors' and Chief Executive's emoluments (continued)

Mr. Li Shaofeng, the Managing Director of the Company, has overall chief executive responsibility for the Group's business development and day-to-day management generally and his emoluments disclosed above include those for services rendered by him as the Managing Director.

No emoluments were paid by the Group to any of the Directors or the five highest paid individuals as an inducement to join or upon joining the Group or as compensation for loss of office during the years ended 31 December 2014 and 2013.

Mr. Li Shaofeng has voluntarily waived his monthly salary of HK\$315,000 since 1 March 2014.

No Directors waived any emoluments in the year ended 31 December 2013.

(b) Employees' emoluments

Of the five individuals with the highest emoluments in the Group, two (2013: two) were Directors whose emoluments are included in the disclosures in note 12(a) above. The emoluments of the remaining three (2013: three) individuals are as follows:

	2014 HK\$'000	2013 HK\$'000
Salaries and other benefits	3,724	3,360
Contributions to retirement benefits scheme	216	205
Performance related incentive payments	–	165
	3,940	3,730

Their emoluments were within the following bands:

	2014 No. of employees	2013 No. of employees
HK\$1,000,001 to HK\$1,500,000	3	3

NOTES TO THE CONSOLIDATED FINANCIAL STATEMENTS

For the year ended 31 December 2014

13. DIVIDENDS

The Board of Directors did not declare dividend for the years ended 31 December 2014 and 2013.

14. LOSS PER SHARE

The calculation of the basic and diluted loss per share attributable to the owners of the Company is based on the following data:

	2014 HK\$'000	2013 HK\$'000
Loss		
Loss for the purpose of basic and diluted loss per share		
Loss for the year attributable to owners of the Company	(1,640,708)	(1,395,502)

	2014	2013
Number of shares		
Weighted average number of ordinary shares for the purpose of basic and diluted loss per share	8,957,896,227	8,957,632,145

For the years ended 31 December 2014 and 31 December 2013, the computation of diluted loss per share does not assume the exercise of share option, as it would result in a decrease in loss per share.

15. INVESTMENT PROPERTIES

	THE GROUP HK\$'000
FAIR VALUE	
At 1 January 2013	38,687
Exchange adjustments	962
Changes in fair value recognised in profit or loss	645
At 31 December 2013	40,294
Exchange adjustments	(779)
Changes in fair value recognised in profit or loss	(562)
At 31 December 2014	38,953

NOTES TO THE CONSOLIDATED FINANCIAL STATEMENTS

For the year ended 31 December 2014

15. INVESTMENT PROPERTIES (continued)

All of the Group's property interests held under operating leases to earn rentals are measured using the fair value model and are classified and accounted for as investment properties.

The fair value of the Group's investment properties located in Hong Kong at 31 December 2014 and 2013 has been arrived at on the basis of a valuation carried out on the respective dates by AA Property Services Limited, independent qualified professional valuers not connected with the Group. AA Property Services Limited is a member of the Hong Kong Institute of Surveyors. The fair value was determined based on the investment approach by reference to the capitalisation of the rental income receivable with due allowance for reversionary income potential. There has been no change from the valuation technique used in the prior year.

The key inputs used in valuing the investment property which is situated in Hong Kong and held under long-term lease were the monthly rental income of HK\$18,000, the term rate of 3.5% and reversionary rate of 4.5% (2013: monthly rental income of HK\$18,000, term rate of 3.5% and reversionary rate of 4.5%). An increase in the rental income used would result in an increase in fair value measurement of the investment property, and vice versa. An increase in the term rate used would result in a decrease in fair value measurement of the investment property, and vice versa. An increase in the reversionary rate used would result in a decrease in fair value measurement of the investment property, and vice versa.

The fair value of the Group's investment properties located in the PRC at 31 December 2014 and 2013 has been arrived at on the basis of a valuation carried out on the respective dates by Hebei Jiaze Appraisal Company Limited, independent qualified professional valuers not connected with the Group. The real estate appraisers of Hebei Jiaze Appraisal Company Limited obtained the qualification given by the Ministry of Housing and Urban-Rural Development of PRC to perform real estate appraisal practices. The fair value was determined based on the income approach by reference to market evidence of capitalisation of the rental income from the properties. There has been no change from the valuation technique used in the prior year.

The key inputs used in valuing the investment properties which are situated in the PRC and held under medium-term lease were the monthly rental income ranging from approximately RMB76,000 to RMB83,000 (2013: RMB78,000 to RMB81,000) and discount rate of 7% (2013: 7%). An increase in the rental income used would result in an increase in fair value measurement of the investment properties, and vice versa. An increase in the discount rate used would result in a decrease in fair value measurement of the investment properties, and vice versa.

In estimating the fair value of the properties, the highest and best use of the properties is their current use.

NOTES TO THE CONSOLIDATED FINANCIAL STATEMENTS

For the year ended 31 December 2014

15. INVESTMENT PROPERTIES (continued)

Details of the Group's investment properties and information about the fair value hierarchy at the reporting date are as follows:

	2014 Level 3 HK\$'000	2013 Level 3 HK\$'000	Fair value as at 31 December 2014 HK\$'000	Fair value as at 31 December 2013 HK\$'000
Residential property unit located in Hong Kong	5,400	5,100	5,400	5,100
Commercial and residential property units located in PRC	33,553	35,194	33,553	35,194
	38,953	40,294	38,953	40,294

The fair value measurement of the Group's investment properties located in HK and PRC are categorised into Level 3 as the significant inputs to the fair value measurement are unobservable.

There were no transfers into or out of Level 3 during the year. The carrying amounts of investment properties shown above are situated in:

	THE GROUP	
	2014 HK\$'000	2013 HK\$'000
Hong Kong and held under long-term lease	5,400	5,100
The PRC and held under medium-term lease	33,553	35,194
	38,953	40,294

NOTES TO THE CONSOLIDATED FINANCIAL STATEMENTS

For the year ended 31 December 2014

16. PROPERTY, PLANT AND EQUIPMENT

	Buildings and structure HK\$'000	Leasehold improvements HK\$'000	Furniture, fixtures and equipment HK\$'000	Plant and machinery HK\$'000	Motor vehicles HK\$'000	Vessels HK\$'000	Construction in progress HK\$'000	Total HK\$'000
THE GROUP								
COST								
At 1 January 2013	4,462,740	65,236	135,344	11,203,540	336,516	33,097	1,037,590	17,274,063
Exchange adjustments	126,715	1,726	3,765	318,097	9,443	840	29,649	490,235
Additions	1,038	-	1,647	8,375	567	-	375,390	387,017
Transfer	46,364	-	449	176,612	703	-	(224,128)	-
Disposals	-	(472)	(146)	(994)	(1,596)	-	-	(3,208)
At 31 December 2013	4,636,857	66,490	141,059	11,705,630	345,633	33,937	1,218,501	18,148,107
Exchange adjustments	(103,165)	(1,391)	(3,077)	(260,527)	(7,602)	-	(27,271)	(403,033)
Additions	3,978	-	1,103	5,420	2,040	-	212,600	225,141
Transfer	271,230	-	1,049	843,177	491	-	(1,115,947)	-
Disposals	(2,678)	-	(485)	(1,295)	(6,430)	(27,674)	-	(38,562)
Disposal of subsidiaries	-	-	(314)	-	(401)	-	-	(715)
At 31 December 2014	4,806,222	65,099	139,335	12,292,405	333,731	6,263	287,883	17,930,938
DEPRECIATION, AMORTISATION AND IMPAIRMENT								
At 1 January 2013	854,264	42,548	85,085	4,351,786	258,142	31,028	-	5,622,853
Exchange adjustments	24,749	1,165	2,499	134,236	7,844	800	-	171,293
Provided for the year	169,320	376	11,055	686,833	47,626	784	-	915,994
Eliminated on disposals	-	(472)	(142)	(66)	(1,423)	-	-	(2,103)
At 31 December 2013	1,048,333	43,617	98,497	5,172,789	312,189	32,612	-	6,708,037
Exchange adjustments	(22,773)	(941)	(2,185)	(120,167)	(6,996)	-	-	(153,062)
Provided for the year	161,377	376	8,344	721,802	26,315	-	-	918,214
Eliminated on disposals	(2,478)	-	(477)	(934)	(5,836)	(26,349)	-	(36,074)
Eliminated on disposal of subsidiaries	-	-	(285)	-	(313)	-	-	(598)
At 31 December 2014	1,184,459	43,052	103,894	5,773,490	325,359	6,263	-	7,436,517
CARRYING VALUES								
At 31 December 2014	3,621,763	22,047	35,441	6,518,915	8,372	-	287,883	10,494,421
At 31 December 2013	3,588,524	22,873	42,562	6,532,841	33,444	1,325	1,218,501	11,440,070

The properties shown above are situated in PRC and located on land held under medium-term lease.

NOTES TO THE CONSOLIDATED FINANCIAL STATEMENTS

For the year ended 31 December 2014

16. PROPERTY, PLANT AND EQUIPMENT (continued)

During the year ended 31 December 2014, approximately HK\$34,010,000 (2013: HK\$119,880,000) of plant and equipment has been purchased from Shougang Group.

The above items of property, plant and equipment are depreciated on a straight-line basis at the following rates per annum:

Buildings and structure	2% to 4%, or over the terms of the leases, whichever is shorter
Leasehold improvements	2.5% to 25%, or over the terms of the leases, whichever is shorter
Furniture, fixtures and equipment	12.5% to 33%
Plant and machinery	3.6% to 10%
Motor vehicles	10% to 25%
Vessels	5% to 18%

Note: During the year ended 31 December 2014 and 31 December 2013, no impairment loss was recognised in the profit or loss for property, plant and equipment. Details of the impairment assessment are set out in note 20.

17. PREPAID LEASE RENTALS

	THE GROUP	
	2014	2013
	HK\$'000	HK\$'000
The Group's prepaid lease rentals comprise:		
Medium-term leasehold land outside Hong Kong	318,492	331,799
Analysed for reporting purposes as:		
Current asset	7,787	7,922
Non-current asset	310,705	323,877
	318,492	331,799

NOTES TO THE CONSOLIDATED FINANCIAL STATEMENTS

For the year ended 31 December 2014

18. MINING ASSETS

	THE GROUP
	HK\$'000
COST	
At 1 January 2013	193,968
Exchange adjustments	5,508
At 31 December 2013 and 31 December 2014	199,476
AMORTISATION AND IMPAIRMENT	
At 1 January 2013	64,964
Exchange adjustments	3,554
Impairment loss recognised during the year (Note)	130,958
At 31 December 2013 and 31 December 2014	199,476
CARRYING VALUES	
At 31 December 2014	–
At 31 December 2013	–

Details of the Group's mining assets are as follows:

Mine	Location	Expiry date
Hongda Iron Ore Mine	Qinglong Manchu Autonomous County, Hebei Province	June 2016
Chagou Iron Ore Mine	Qinglong Manchu Autonomous County, Hebei Province	January 2016

The mining activities of Hongda Iron Ore Mine commenced in September 2009 and amortisation was charged by using the units of production method. There are no mining activities of Hongda Iron Ore Mine during the years ended 31 December 2014 and 2013.

There are no mining activities of Chagou Iron Ore Mine since the acquisition of Chagou Iron Ore Mine during the year ended 31 December 2008.

NOTES TO THE CONSOLIDATED FINANCIAL STATEMENTS

For the year ended 31 December 2014

18. MINING ASSETS (continued)

The Directors are of the opinion that the expiry date of the mining assets can be extended with minimal cost.

Note: Mining assets are included in the mineral exploration and processing segment which is a CGU for the purpose of impairment testing of the tangible assets ("Unit C").

During the year ended 31 December 2013, the Directors were in opinion that it would be unlikely to recover the carrying amount of the mining assets in view of that there is no probable economic benefits generated from the mining assets and the plan for the mineral exploration and processing is still uncertain at the end of the reporting period. The carrying amount of mining assets of HK\$130,958,000 was fully impaired and was recognised in profit or loss for the year ended 31 December 2013. Details of the impairment assessment are set out in note 20.

19. GOODWILL/INTANGIBLE ASSET

Goodwill

	THE GROUP
	HK\$'000
<hr/>	
COST	
At 1 January 2013, 31 December 2013 and 31 December 2014	218,015
<hr/>	
IMPAIRMENT	
At 1 January 2013, 31 December 2013 and 31 December 2014	218,015
<hr/>	
CARRYING VALUES	
At 31 December 2014	–
<hr/>	
At 31 December 2013	–
<hr/>	

Particulars regarding impairment testing on goodwill are disclosed in note 20.

Intangible asset

The Group's intangible asset represents deferred product design fees of approximately HK\$10,648,000 which had been fully amortised as at 31 December 2014 and 2013.

NOTES TO THE CONSOLIDATED FINANCIAL STATEMENTS

For the year ended 31 December 2014

20. IMPAIRMENT TESTING ON GOODWILL, PROPERTY, PLANT AND EQUIPMENT AND MINING ASSETS

Impairment testing on steel manufacturing segment

For the purposes of impairment testing, the goodwill set out in note 19 has been allocated to two CGUs in the steel manufacturing business operating segment, which includes the Group's subsidiaries – Qinhuangdao Shougang Plate Mill Co., Ltd. ("Unit A") and Shouqin ("Unit B"). The carrying amounts of goodwill for these units as at 31 December 2014 and 2013 have been fully impaired.

The steel manufacturing segment includes CGUs of Units A and B for the purpose of impairment testing of goodwill.

During the year ended 31 December 2014 and 2013, no impairment loss on property, plant and equipment was recognised for the CGUs as the recoverable amounts of CGUs were higher than the respective carrying amounts.

The recoverable amount is the higher of fair value less costs of disposal and value in use. The recoverable amounts of the Units A and B have been determined based on a value in use calculations. Their recoverable amounts are based on certain similar key assumptions. All value in use calculations use cash flow projections based on financial budgets approved by management covering a five-year period and at a discount rate of 13.50% (2013: 13.50%) for both Units A and B. The cash flow of Unit A beyond the five-year period (2013: five years) are extrapolated for nine years (2013: ten years) with zero growth rate. The cash flow of Unit B beyond the five-year period (2013: five years) are extrapolated for five years (2013: six years) with zero growth rate. The key assumptions for the value in use calculations are those regarding the estimated average useful life of identifiable assets, discount rates, growth rates and expected changes to selling prices and direct costs during the budget period which have been determined based on past performance and management's expectations for the market development.

Impairment testing on mineral exploration and processing segment

During the year ended 31 December 2014 and 2013, as the result of the unexpected unfavourable performance of mineral exploration and processing segment, the management conducted an impairment assessment of individual segment asset. The segment assets mainly include the property, plant and equipment and mining assets. As it is not possible to estimate the recoverable amount of the property, plant and equipment and mining assets individually, the management determines the recoverable amount of Unit C, as defined in note 18 to which such assets belong. The management considers that the recoverable amount of the individual property, plant and equipment and mining assets cannot be determined when (i) the value in use of the asset cannot be estimated to be close to its fair value less costs of disposal, and (ii) the asset does not generate cash inflows that are largely independent of those from other assets. Unit C is considered as a cash generating unit for the purpose of the impairment test.

NOTES TO THE CONSOLIDATED FINANCIAL STATEMENTS

For the year ended 31 December 2014

20. IMPAIRMENT TESTING ON GOODWILL, PROPERTY, PLANT AND EQUIPMENT AND MINING ASSETS (continued)

Impairment testing on mineral exploration and processing segment (continued)

During the year ended 31 December 2013, the management were in opinion that it would be unlikely to recover the carrying amount of the mining assets in view of that there was no probable economic benefits generated from the mining assets and the plan for the mineral exploration and processing is still uncertain at the end of the reporting period. The carrying amount of mining assets of HK\$130,958,000 was fully impaired and was recognised in profit or loss for the year ended 31 December 2013.

The recoverable amount is the higher of fair value less costs of disposal and value in use. The recoverable amounts of mineral exploration and processing segment were determined based on value in use calculation and based on certain key assumptions. Value in use calculations use cash flow projections based on financial budgets approved by the management of the Group covering a five-year period. The discount rates used for the value in use calculations is 15% (2013: 15%). Cash flows beyond the five-year period (2013: five years) are extrapolated for eighteen years (2013: nineteen years), which takes into account the estimated average useful life of identifiable assets, and the estimated reserves of the relevant mines, using a zero growth rate. Other key assumptions for the value in use calculations relate to the estimation of cash inflows/outflows which include gross budgeted sales and gross margin, such estimation is based on the management's expectations for the market development. The impairment losses in 2013 were mainly attributable to unfavourable industry factors such as the decrease in demand of iron ore which was resulted from the depression of iron ore trading industry in the PRC and keen competition among the mining companies and the deterioration of operating performance of mineral exploration and processing.

NOTES TO THE CONSOLIDATED FINANCIAL STATEMENTS

For the year ended 31 December 2014

21. INTERESTS IN SUBSIDIARIES/AMOUNTS DUE FROM (TO) SUBSIDIARIES

	THE COMPANY	
	2014	2013
	HK\$'000	HK\$'000
Unlisted shares, at cost	3,086,800	3,086,800
Deemed capital contribution (Note)	1,957,234	1,959,705
Less: Impairment loss recognised	(1,619,561)	(1,622,970)
	3,424,473	3,423,535
Amounts due from subsidiaries	4,516,082	4,506,561
Less: Impairment losses recognised	(2,275,761)	(523,157)
	2,240,321	3,983,404
Amounts due to subsidiaries	829,055	515,565

Note: Deemed capital contribution represented the imputed interest at effective interest rate of 2.61% (2013: 2.42%) on the interest-free loans provided to subsidiaries and fair value of financial guarantee given to banks in respect of banking facilities available to subsidiaries.

During the year ended 31 December 2014, the deemed capital contribution has decreased by approximately HK\$2,471,000, which is due to the recognition of fair value of financial guarantee of HK\$5,368,000, offsetting by the decrease in imputed interest of approximately HK\$7,839,000 on the repayment received from the subsidiaries.

During the year ended 31 December 2013, the deemed capital contribution has increased by approximately HK\$367,587,000, which is due to the recognition of fair value of financial guarantee of HK\$2,367,000, and the deemed capital contribution from imputed interest of approximately HK\$365,220,000.

Amounts due from subsidiaries classified as non-current are unsecured, interest-free and have no fixed repayment terms. In the opinion of the Directors, the amounts will not be repayable in the next 12 months.

Amount due to subsidiaries are unsecured, interest-free and repayable on demand.

Particulars of the Company's principal subsidiaries as at 31 December 2014 are set out in note 49.

NOTES TO THE CONSOLIDATED FINANCIAL STATEMENTS

For the year ended 31 December 2014

22. INTERESTS/INVESTMENT IN ASSOCIATES

	THE GROUP		THE COMPANY	
	2014 HK\$'000	2013 HK\$'000	2014 HK\$'000	2013 HK\$'000
Cost of investment in associates				
Listed in Hong Kong	6,834,092	6,834,092	4,876	4,876
Unlisted	20,448	20,448	–	–
Share of post-acquisition profits and other comprehensive income, net of dividends received	608,437	1,286,706	–	–
	7,462,977	8,141,246	4,876	4,876
Unrealised gain transfer from security investment reserve upon disposal of available-for-sale investments (Note)	(364,213)	(364,213)	–	–
	7,098,764	7,777,033	4,876	4,876
Fair value of listed investments	2,690,393	4,194,841	1,612	2,595

Note: The amount represents unrealised gain on disposal of available-for-sale investments to the Group's associate, Shougang Fushan Resources Group Limited ("Shougang Resources"), which is determined by the equity interest of Shougang Resources held by the Group upon completion of the disposal of available-for-sale investments to the associate in 2009.

During the year ended 31 December 2012, Shougang Resources early adopted HKFRS 9. As at 31 December 2014 and 2013, such investments are continuously held by Shougang Resources and classified as financial assets at FVTOCI.

Such unrealised gain will be reversed upon the loss of significant influence over Shougang Resources or disposal of such investments by Shougang Resources.

Included in the cost of investment in associates is goodwill of approximately HK\$2,257,169,000 (2013: HK\$2,257,169,000).

NOTES TO THE CONSOLIDATED FINANCIAL STATEMENTS

For the year ended 31 December 2014

22. INTERESTS/INVESTMENT IN ASSOCIATES (continued)

Summarised financial information of material associates

Summarised financial information in respect of each of the Group's material associates is set out below. The summarised financial information below represents amounts shown in the associate's financial statements prepared in accordance with HKFRSs.

All of these associates are accounted for using the equity method in these consolidated financial statements.

Shougang Resources

	2014 HK\$'000	2013 HK\$'000
Current assets	8,421,599	8,821,356
Non-current assets	15,578,379	18,049,552
Current liabilities	2,374,706	3,060,441
Non-current liabilities	2,055,672	2,151,302

	2014 HK\$'000	2013 HK\$'000
Revenue	3,254,861	4,268,232
(Loss) profit for the year	(360,932)	1,299,239
Other comprehensive (expense) income for the year	(1,140,148)	297,659
Total comprehensive (expense) income for the year	(1,501,080)	1,596,898
Dividends received from the associate during the year	128,827	185,922

NOTES TO THE CONSOLIDATED FINANCIAL STATEMENTS

For the year ended 31 December 2014

22. INTERESTS/INVESTMENT IN ASSOCIATES (continued)

Summarised financial information of material associates (continued)

Shougang Resources (continued)

Reconciliation of the above summarised financial information to the carrying amount of the interest in the associate recognised in the consolidated financial statements:

	2014 HK\$'000	2013 HK\$'000
Net assets of Shougang Resources	19,569,600	21,659,165
Non-controlling interests	(1,643,065)	(1,731,782)
	17,926,535	19,927,383
Proportion of the Group's ownership interest in Shougang Resources	27.61%	27.61%
	4,949,516	5,501,950
Effect of fair value adjustments at acquisition	(253,707)	(228,325)
Goodwill	2,257,169	2,257,169
Share option reserve	(148,834)	(152,630)
Unrealised gain transfer from security investment reserve upon disposal of available-for-sale investments	(364,213)	(364,213)
Other adjustments	(10,055)	(6,259)
Carrying amount of the Group's interest in Shougang Resources	6,429,876	7,007,692

NOTES TO THE CONSOLIDATED FINANCIAL STATEMENTS

For the year ended 31 December 2014

22. INTERESTS/INVESTMENT IN ASSOCIATES (continued)

Summarised financial information of material associates (continued)

Shougang Concord Century Holdings Limited (“Shougang Century”)

	2014 HK\$'000	2013 HK\$'000
Current assets	1,680,270	1,915,756
Non-current assets	1,929,850	2,207,252
Current liabilities	1,717,101	1,645,201
Non-current liabilities	31,137	352,553

	2014 HK\$'000	2013 HK\$'000
Revenue	1,787,444	1,857,665
Loss for the year	(275,774)	(16,590)
Other comprehensive income for the year	12,402	77,294
Total comprehensive (expense) income for the year	(263,372)	60,704

Reconciliation of the above summarised financial information to the carrying amount of the interest in the associate recognised in the consolidated financial statements:

	2014 HK\$'000	2013 HK\$'000
Net assets of Shougang Century	1,861,882	2,125,254
Proportion of the Group's ownership interest in Shougang Century	35.71%	35.71%
	664,878	758,928
Share option reserve	(11,265)	(11,456)
Revaluation reserve	(25,778)	(18,775)
Other adjustments	2,055	2,246
Carrying amount of the Group's interest in Shougang Century	629,890	730,943

NOTES TO THE CONSOLIDATED FINANCIAL STATEMENTS

For the year ended 31 December 2014

22. INTERESTS/INVESTMENT IN ASSOCIATES (continued)

Summarised financial information of material associates (continued)

Aggregate information of associates that are not individually material

	2014 HK\$'000	2013 HK\$'000
The Group's share of profit and total comprehensive income	5,232	5,224
Aggregate carrying amount of the Group's interests in these associates	38,998	38,398

Details of the associates are set out in note 49.

The respective carrying amounts of the Group's investment in the listed associates are tested for impairment in entirety in accordance with HKAS 36 *Impairment of Assets* as a single asset by comparing the respective recoverable amount. The recoverable amounts of the Group's investment in the listed associates have been determined based on value in use calculations. The value in use calculations use cash flow projections of Shougang Resources and Shougang Century based on financial budgets covering a five-year period at a discount rate of 14.08% (2013: 15.9%) for investment in Shougang Resources and 10.81% (2013: 9.97%) for investment in Shougang Century, respectively. The parameters adopted in Shougang Resources' and Shougang Century's cash flows beyond the five-year period were extrapolated with zero growth rate. Other key assumptions for the value in use calculations relate to the estimation of cash inflows/outflows which include gross budgeted sales and gross margin, such estimation is based on the management's expectations for the market development.

As at 31 December 2014 and 2013, the recoverable amounts of the Group's listed associates are higher than the respective carrying amounts and thus no impairment loss is recognised.

NOTES TO THE CONSOLIDATED FINANCIAL STATEMENTS

For the year ended 31 December 2014

23. EQUITY INVESTMENTS

Equity investments comprise:

	THE GROUP	
	2014	2013
	HK\$'000	HK\$'000
Listed investments:		
– Equity securities listed in Australia, at fair value (Note a)	2,310	9,681
Unlisted investments:		
– PRC equity securities, at fair value (Note b)	133,902	189,190
Total	136,212	198,871

These investments in equity securities are not held for trading. Upon the application of HKFRS 9 on 1 January 2012, the Group's investments in listed and unlisted equity securities that were previously classified as available-for-sale investments have been classified as equity investments designated as at FVTOCI. The Group has chosen to designate these investments in equity instruments as at FVTOCI as the management believes that this provides a more meaningful presentation for medium or long-term strategic investments, than reflecting changes in fair value in profit or loss.

Notes:

- a. On 1 January 2012, the Group has applied HKFRS 9 and the related consequential amendments in advance of their effective date of 1 January 2018. The shares of Australasian Resources Limited ("ARH") which are the listed equity investments previously recognised as available-for-sale investments and measured at fair value at the end of the reporting period are designated by the Group as at FVTOCI. The fair value loss of HK\$7,371,000 (2013: HK\$6,101,000) is recognised as other comprehensive expense and is included in security investment reserve of the Group under HKFRS 9 during the year. As at 31 December 2014, the Group held approximately 5.72% (2013: 5.72%) of the enlarged issued share capital of ARH.
- b. The unlisted PRC equity securities represent the investment in 10% equity interest of a private entity established in the PRC by Shouqin, for which the principal activities are ship building, ship repairing and retrofitting. The fair value loss of HK\$51,076,000 (2013: fair value gain of HK\$7,709,000) is recognised as other comprehensive income and is included in security investment reserve of the Group under HKFRS 9 during the year. The fair value of the unlisted equity securities as at 31 December 2013 and 31 December 2014 was measured using valuation technique with significant unobservable inputs.

NOTES TO THE CONSOLIDATED FINANCIAL STATEMENTS

For the year ended 31 December 2014

24. DEPOSITS FOR ACQUISITION OF PROPERTY, PLANT AND EQUIPMENT

THE GROUP

The balances represent deposits paid for acquisition of property, plant and equipment. Included in the amount, approximately HK\$1,220,000 (2013: HK\$2,351,000) was paid to the Shougang Group.

25. INVENTORIES

	THE GROUP	
	2014	2013
	HK\$'000	HK\$'000
Raw materials	1,428,036	1,845,020
Work in progress	548,609	698,463
Finished goods	431,655	576,814
	2,408,300	3,120,297

26. TRADE AND BILLS RECEIVABLES AND PREPAYMENTS, DEPOSITS AND OTHER RECEIVABLES

	THE GROUP	
	2014	2013
	HK\$'000	HK\$'000
Trade and bills receivables	1,769,130	1,684,346
Less: Allowance for doubtful debts	(153,490)	(187,436)
	1,615,640	1,496,910
Prepayments and deposits	516,329	235,442
Value added tax receivables	242,789	363,968
Other receivables	742	1,808
Less: Allowance for doubtful debts	(12,916)	(8,431)
	746,944	592,787
	2,362,584	2,089,697

NOTES TO THE CONSOLIDATED FINANCIAL STATEMENTS

For the year ended 31 December 2014

26. TRADE AND BILLS RECEIVABLES AND PREPAYMENTS, DEPOSITS AND OTHER RECEIVABLES (continued)

For most customers, in particular in the business of steel manufacturing, the Group requires a certain level of deposits to be paid or settlement by bank bills before delivery. The Group allows a range of credit period to its customers normally not more than 60 days. The following is an aged analysis of trade and bills receivables net of allowance for doubtful debts presented based on the invoice date at the end of the reporting period, which approximated the respective revenue recognition dates:

	THE GROUP	
	2014	2013
	HK\$'000	HK\$'000
Within 60 days	1,254,488	1,201,453
61 – 90 days	75,471	69,858
91 – 180 days	101,265	31,014
181 – 365 days	184,416	194,585
	1,615,640	1,496,910

Before accepting any new customer, the Group assesses the credit quality of each potential customer and defines a credit rating and limit for each customer. In addition, the Group reviews the repayment history of receivables by each customer with reference to the payment terms stated in contracts to determine the recoverability of a trade receivable. In the opinion of Directors, the trade and bills receivables that are not past due nor impaired were of good credit quality at the end of the reporting period.

Included in the Group's trade receivables balance are debtors with aggregate carrying amount of HK\$361,152,000 (2013: HK\$295,457,000) which are past due at the reporting date but for which the Group has not provided for allowance for doubtful debts as continuous repayment was noted subsequent to the end of the reporting period. The Group does not hold any collateral over these balances. The average age of these receivables is 193 days (2013: 212 days).

NOTES TO THE CONSOLIDATED FINANCIAL STATEMENTS

For the year ended 31 December 2014

26. TRADE AND BILLS RECEIVABLES AND PREPAYMENTS, DEPOSITS AND OTHER RECEIVABLES (continued)

Ageing of trade receivables which are past due but not impaired.

	THE GROUP	
	2014	2013
	HK\$'000	HK\$'000
61 – 90 days	75,471	69,858
91 – 180 days	101,265	31,014
181 – 365 days	184,416	194,585
Total	361,152	295,457

The Group estimates the future discounted cash flow of those receivables with whom the Group has ceased business over 365 days and considered the receivables are not recoverable based on historical experience, such receivables that are past due beyond 365 days are generally not recoverable.

Movement in the allowance for doubtful debts for trade and bills receivables

	THE GROUP	
	2014	2013
	HK\$'000	HK\$'000
At 1 January	187,436	141,399
Impairment losses recognised on receivables	1,023	61,377
Amounts written off as uncollectible	(32,190)	(18,020)
Impairment losses reversed	(15)	(23)
Exchange adjustments	(2,764)	2,703
At 31 December	153,490	187,436

NOTES TO THE CONSOLIDATED FINANCIAL STATEMENTS

For the year ended 31 December 2014

26. TRADE AND BILLS RECEIVABLES AND PREPAYMENTS, DEPOSITS AND OTHER RECEIVABLES (continued)

The entire balance of the allowance for doubtful debts for trade and bills receivables with an aggregate amount of HK\$153,490,000 (2013: HK\$187,436,000) are individually impaired trade receivables, the payers of which are in severe financial difficulties.

At 31 December 2014, other receivables of the Company mainly included dividend receivable from a subsidiary of nil (2013: HK\$100,000,000).

Other receivables of the Group and the Company are unsecured, interest-free and repayable within one year from the end of the reporting period.

Movement in the allowance for doubtful debts for prepayments and deposits

	THE GROUP	
	2014 HK\$'000	2013 HK\$'000
At 1 January	8,431	8,192
Impairment losses recognised on receivables	4,702	7
Exchange adjustments	(217)	232
At 31 December	12,916	8,431

The entire balance of the allowance for doubtful debts for prepayments and deposits with an aggregate amount of HK\$12,916,000 (2013: HK\$8,431,000) are individually impaired prepayments and deposits, the payers of which are in severe financial difficulties.

NOTES TO THE CONSOLIDATED FINANCIAL STATEMENTS

For the year ended 31 December 2014

26a. TRANSFERS OF FINANCIAL ASSETS

The following were the Group's bills receivables as at 31 December 2014 and 2013 that were transferred to banks or suppliers by discounting or endorsing those receivables on a full recourse basis. As the Group has not transferred the significant risks and rewards relating to these receivables, it continues to recognise the full carrying amount of the receivables and trade payables and has recognised the cash received from the banks as secured borrowings. These financial assets are carried at amortised cost in the Group's consolidated statement of financial position.

As at 31 December 2014

	Bills receivables discounted to banks with full recourse HK\$'000	Bills receivables endorsed to suppliers with full recourse HK\$'000	Total HK\$'000
Carrying amount of bills receivables	162,359	242,321	404,680
Carrying amount of borrowings and trade payables	(162,359)	(242,321)	(404,680)

As at 31 December 2013

	Bills receivables discounted to banks with full recourse HK\$'000	Bills receivables endorsed to suppliers with full recourse HK\$'000	Total HK\$'000
Carrying amount of bills receivables	46,006	110,500	156,506
Carrying amount of borrowings and trade payables	(46,006)	(110,500)	(156,506)

NOTES TO THE CONSOLIDATED FINANCIAL STATEMENTS

For the year ended 31 December 2014

27. TRADE RECEIVABLES/TRADE PAYABLES/AMOUNTS DUE FROM (TO) RELATED COMPANIES, AMOUNT DUE FROM A NON-CONTROLLING SHAREHOLDER OF A SUBSIDIARY, AMOUNT DUE FROM AN ASSOCIATE

The amounts due from (to) related companies represent amounts due from (to) the members of the Shougang Group. The trade receivables/payables from (to) related companies are unsecured, interest-free and repayable within 60 days.

The trade receivables from related companies and an aged analysis of such balances net of allowance for doubtful debts presented based on the invoice date at the end of the reporting period, which approximated the respective revenue recognition dates are as follows:

	THE GROUP	
	2014 HK\$'000	2013 HK\$'000
Within 60 days	132,894	102,240
61 – 90 days	–	11,897
91 – 180 days	1,133	47,946
1 – 2 years	1,994	224
	136,021	162,307

The Group allows a range of credit period normally not more than 60 days for sales to its related companies.

Included in these trade receivables from related companies are receivables with an aggregate carrying amount of HK\$3,127,000 (2013: HK\$60,067,000) which are past due at the reporting date but for which the Group has not provided allowance for doubtful debts. The Group does not hold any collateral over these balances. The average age of these receivables is 398 days (2013: 125 days).

NOTES TO THE CONSOLIDATED FINANCIAL STATEMENTS

For the year ended 31 December 2014

27. TRADE RECEIVABLES/TRADE PAYABLES/AMOUNTS DUE FROM (TO) RELATED COMPANIES, AMOUNT DUE FROM A NON-CONTROLLING SHAREHOLDER OF A SUBSIDIARY, AMOUNT DUE FROM AN ASSOCIATE (continued)

Ageing of trade receivables from related companies which are past due but not impaired are as follows:

	THE GROUP	
	2014	2013
	HK\$'000	HK\$'000
61 – 90 days	–	11,897
91 – 180 days	1,133	47,946
1 – 2 years	1,994	224
Total	3,127	60,067

The Group estimates the future discounted cash flow of those receivables aged over two years and considered such receivables are not recoverable because based on historical experience, such receivables that are past due beyond 2 years are generally not recoverable.

Movement in the allowance for doubtful debts of trade receivables from related companies

	THE GROUP	
	2014	2013
	HK\$'000	HK\$'000
At 1 January	29,466	28,618
Impairment losses recognised on receivables	2,577	35
Amounts written off as uncollectible	(2,558)	–
Exchange adjustments	(691)	813
At 31 December	28,794	29,466

In determining the recoverability of trade and non-trade receivables from related companies, the Group considers any change in credit quality of the trade and non-trade receivables from the date credit was initially granted up to the financial statements approval dates. Accordingly, the Directors believe that no further provision is required in excess of the allowance for doubtful debts of trade receivables from related companies.

NOTES TO THE CONSOLIDATED FINANCIAL STATEMENTS

For the year ended 31 December 2014

27. TRADE RECEIVABLES/TRADE PAYABLES/AMOUNTS DUE FROM (TO) RELATED COMPANIES, AMOUNT DUE FROM A NON-CONTROLLING SHAREHOLDER OF A SUBSIDIARY, AMOUNT DUE FROM AN ASSOCIATE (continued)

The trade payables to related companies and an aged analysis of such balances are presented based on the invoice date at the end of the reporting period as follows:

	THE GROUP	
	2014	2013
	HK\$'000	HK\$'000
Within 90 days	118,891	412,904
91 – 180 days	45,532	34,546
181 – 365 days	61,815	34,995
1 – 2 years	98,862	37,825
Over 2 years	49,230	15,823
	374,330	536,093

The Group's amount due from (to) related companies are unsecured, interest-free and repayable on demand.

The Group's amount due from a non-controlling shareholder of a subsidiary is unsecured, interest bearing at 3.25% per annum and is repayable on demand.

The Group's amount due from an associate is unsecured, interest-free and repayable on demand.

NOTES TO THE CONSOLIDATED FINANCIAL STATEMENTS

For the year ended 31 December 2014

28. TRADE RECEIVABLES/TRADE PAYABLES/AMOUNT DUE FROM (TO) ULTIMATE HOLDING COMPANY OF A SHAREHOLDER

As at 31 December 2014 and 2013, the amount due from the ultimate holding company of a shareholder is non-trade in nature, unsecured, interest free and repayable on demand.

The trade receivables from/trade payables to the ultimate holding company of a shareholder are unsecured, interest-free and repayable within 60 days. The amount due to the ultimate holding company of a shareholder is non-trade in nature, unsecured, interest-free and are repayable on demand.

The trade receivables from ultimate holding company of a shareholder are all aged within 60 days based on the invoice date at the end of the reporting date, which approximated the respective revenue recognition dates. As at 31 December 2014, all amounts are within credit period and the Group has not provided any allowance for doubtful debts.

The trade payables to the ultimate holding company of a shareholder and an aged analysis of such balances are presented based on the invoice date at the end of the reporting period, which approximated the respective revenue recognition dates are as follows:

	THE GROUP	
	2014	2013
	HK\$'000	HK\$'000
Within 90 days	1,239,262	2,123,229
91 – 180 days	1,973,195	1,166,292
181 – 365 days	2,574,254	1,456,742
1 – 2 years	801,173	145
	6,587,884	4,746,408

NOTES TO THE CONSOLIDATED FINANCIAL STATEMENTS

For the year ended 31 December 2014

29. OTHER FINANCIAL ASSETS/LIABILITIES

Other financial assets

	THE GROUP AND THE COMPANY	
	2014 HK\$'000	2013 HK\$'000
Commodity forward contracts with Mount Gibson Iron Limited (Note a)	532,715	673,883
Analysed as:		
Non-current	532,715	477,895
Current (Note b)	–	195,988
	532,715	673,883

Notes:

- a. In November 2008, the Company entered into certain commodity forward contracts with Mount Gibson Iron Limited (“MGI”) to purchase iron ore for which the forward price was determined with reference to Hamersley Benchmark Iron Ore Prices. In November 2010, the commodity forward contracts were revised as the Hamersley Benchmark Iron Ore Prices which were not available in the market and the iron ore forward price had then been revised to be determined with reference to Platts Iron Ore Price.

At 31 December 2014 and 2013, the major terms of the outstanding commodity forward contracts entered by the Company with MGI are as follows:

2014 and 2013

Commodity forward contracts on or after September 2011

Notional amount	Period	Forward price
Purchase approximately 80% of total production of a relevant mine (“Mine A”) in Australia (Note)	01.11.2010 to the life of the relevant mine	Platts Iron Ore Prices less operating adjustments and marketing commission for lump and fines ore products per dead weight metric tonne
Purchase approximately 56% of total production of a relevant mine (“Mine B”) in Australia	01.11.2010 to the life of the relevant mine	Platts Iron Ore Prices less operating adjustments and marketing commission for lump and fines ore products per dead weight metric tonne

NOTES TO THE CONSOLIDATED FINANCIAL STATEMENTS

For the year ended 31 December 2014

29. OTHER FINANCIAL ASSETS/LIABILITIES (continued)

Other financial assets (continued)

Notes: (continued)

a. (continued)

Original commodity forward contracts prior to September 2011

Notional amount	Period	Forward price
Purchase approximately 56% of total production of two relevant mines (including Mine A and Mine B) in Australia	01.11.2010 to the lives of the relevant mines	Platts Iron Ore Prices less operating adjustments and marketing commission for lump and fines ore products per dead weight metric tonne

Note: As per the original commodity forward contracts, the Group was entitled to purchase 80% of the 70% of the total production of Mine A and Mine B, and MGI could not enter into further sales agreements with any other customers without the consent of the Group.

Due to the demise of the Hamersley Benchmark Iron Ore Prices in 2010, MGI has sought to negotiate with each of its customer a revised pricing mechanism. However, MGI failed to reach an agreement on the revised pricing mechanism with some of its customers who in total purchase approximately 30% of the total production of Mine A. In August 2011, MGI announced that the commodity forward contracts with these customers of Mine A have ceased to be binding on these customers. As per the commodity forward contracts, when any sales agreements entered into between MGI and these customers prior to 31 October 2008 were terminated, 80% of the 30% of the total production surrendered by these customers would be taken up by the Group. Together with the 56% of the total production of Mine A originally taken by the Group, the Group will purchase 80% of the total production of Mine A from September 2011 onwards.

As at 31 December 2014, the fair value of the commodity forward contracts were determined by the Directors with reference to a valuation report carried out by Greater China Appraisal Limited, an independent qualified professional valuer not connected with the Group and the fair value is approximately HK\$532,715,000 (2013: HK\$673,883,000). For the year ended 31 December 2014, a fair value loss of HK\$24,603,000 (2013: fair value gain of HK\$92,997,000) has been recognised in profit or loss and a fair value of approximately HK\$116,565,000 (2013: HK\$253,230,000), representing the fair value attributable to purchases during the year, has been included in cost of inventories upon delivery to the Group.

Discounted cashflow model is used for valuation of the commodity forward contracts. The fair value are based on certain assumptions including the risk free rate in Australia of 2.69% (2013: 4.06%), the forecasted annual production of the mines, the life of the Mine A of 8 years (2013: 8 years) and life of Mine B of nil year (2013: 0.5 year), a range of forecasted Platts Iron Ore Index, the spread between capesize vessel freight rate and panamax vessel freight rate for Australia/China and a discount rate of 17.86% (2013: 17.00%) throughout the contracts period based on management's best estimate.

NOTES TO THE CONSOLIDATED FINANCIAL STATEMENTS

For the year ended 31 December 2014

29. OTHER FINANCIAL ASSETS/LIABILITIES (continued)

Other financial assets (continued)

Notes: (continued)

- b. On 24 October 2014, MGI announced that there was a slump in the Main Pit seawall in Koolan Island and Main Pit was inundated as result of the breach of the seawall. No shipments were made after October 2014 due to the failure of the Main Pit seawall. As at 31 December 2014, the management of MGI is still assessing the timing and cost of options to rebuild the Main Pit seawall and resume production.

The Directors consider that the production of Main Pit is unlikely to resume during the year 2015, and therefore the entire carrying amount of the commodity forward contracts are classified as non-current asset as at 31 December 2014.

Other financial liabilities

	THE GROUP		THE COMPANY	
	2014	2013	2014	2013
	HK\$'000	HK\$'000	HK\$'000	HK\$'000
Financial guarantee contracts (Note c)	–	–	2,570	1,485
Interest rate swap contracts (Note d)	–	1,660	–	1,660
	–	1,660	2,570	3,145

Notes:

- c. As at 31 December 2014, the carrying value of the Company's financial guarantee contracts provided to its subsidiaries amounted to HK\$2,570,000 (2013: HK\$1,485,000) represented the amount initially recognised at its fair value less cumulative amortisation recognised in accordance with the Company's revenue recognition policy.

The fair value of the Company's financial guarantee contracts were determined by the Directors with reference to a valuation report carried out by Greater China Appraisal Limited, an independent qualified professional valuer not connected with the Group.

The fair value of financial guarantee contracts upon recognition is determined using option pricing models where the main assumptions are the probability of default by the specified counterparty extrapolated from market-based credit information and the amount of expected loss, as a result of the default.

NOTES TO THE CONSOLIDATED FINANCIAL STATEMENTS

For the year ended 31 December 2014

29. OTHER FINANCIAL ASSETS/LIABILITIES (continued)

Other financial liabilities (continued)

Notes: (continued)

- d. At 31 December 2013, the Group and the Company entered into interest rate swap contracts with bank, the major terms of the outstanding contracts as at 31 December 2013 are as follows:

THE GROUP AND THE COMPANY

Notional amount	Period	Swaps
USD12.5 million	From 28.01.2011 to 28.07.2014	From USD1-month LIBOR to 1.525% per annum
USD12.5 million	From 18.03.2011 to 18.09.2014	From USD1-month LIBOR to 1.465% per annum

The fair value of interest rate swap contracts is calculated at the present value of the estimated future cash flows based on observable yield curves.

The interest rate swap contracts are classified as current liabilities based on the terms of contracts that the bank may terminate the contracts immediately in the bank's sole discretion.

30. RESTRICTED AND PLEDGED BANK DEPOSITS

THE GROUP

The restricted bank deposits represent bank deposits restricted by certain banks to secure the issuance of letters of credit and pledged bank deposits represent bank deposits pledged to certain banks to secure bank borrowings. The deposits carry fixed interest ranged from 0.35% to 3.08% (2013: 0.35% to 3.08%) per annum.

The restricted deposits amounting to HK\$1,240,112,000 (2013: HK\$1,036,994,000) will be released upon the settlement of the letters of credit which will be within twelve months from the end of the reporting period and are therefore classified as current assets.

Included in the restricted bank deposit, approximately RMB1,776,000 (equivalent to approximately HK\$2,221,000) of bank balances in PRC entitled by the Group has been frozen and are prohibited from withdrawal due to certain litigations in relation to the trade disputes. Details are set out in note 46.

Pledged bank deposits amounting to HK\$64,226,000 (2013: HK\$223,368,000) represent deposits pledged to secure short-term bank borrowings and are therefore classified as current assets.

The remaining pledged bank deposits amounting to HK\$57,397,000 (2013: HK\$84,925,000) represented deposits pledged to secure non-current portion of bank borrowings and are classified as non-current.

NOTES TO THE CONSOLIDATED FINANCIAL STATEMENTS

For the year ended 31 December 2014

30. RESTRICTED AND PLEDGED BANK DEPOSITS (continued)

THE COMPANY

The pledged bank deposits amounting to HK\$43,913,000 (2013: HK\$127,448,000) carried fixed interest rate ranged from 0.7% to 1% (2013: 0.01% to 0.95%) per annum and represented deposits pledged to secure short-term bank borrowings and are therefore classified as current assets.

The remaining pledged bank deposits amounting to HK\$57,397,000 (2013: HK\$84,925,000) carried fixed interest rate ranged from 0.7% to 1% (2013: 0.01% to 1.2%) per annum and represented deposits pledged to secure non-current portion of bank borrowings and are therefore classified as non-current.

31. BANK BALANCES AND CASH

THE GROUP

The Group's bank balances and time deposits carry interest at market rates which range from 0.01% to 5.33% (2013: 0.01% to 3.4%) per annum.

THE COMPANY

The Company's bank balances and time deposits carry interest at market rates which range from 0.01% to 5.33% (2013: 0.01% to 2.65%) per annum.

32. TRADE AND BILLS PAYABLES, OTHER PAYABLES, PROVISION AND ACCRUED LIABILITIES

The following is an aged analysis of trade and bills payables presented based on the invoice date at the end of the reporting period:

	THE GROUP	
	2014	2013
	HK\$'000	HK\$'000
Within 90 days	2,372,482	2,744,837
91 – 180 days	1,414,865	960,417
181 – 365 days	156,028	253,696
1 – 2 years	146,615	100,849
Over 2 years	49,388	14,008
	4,139,378	4,073,807

The average credit period on purchase of goods is 90 days. The Group has financial risk management policies in place to ensure that most of the payables are within the credit timeframe.

NOTES TO THE CONSOLIDATED FINANCIAL STATEMENTS

For the year ended 31 December 2014

32. TRADE AND BILLS PAYABLES, OTHER PAYABLES, PROVISION AND ACCRUED LIABILITIES (continued)

Included in the trade payables above are HK\$242,321,000 (2013: HK\$110,500,000) that has been paid by endorsed bills for which the maturity date has not yet fallen due as at the end of the reporting period.

At 31 December 2014, other payables of the Group mainly included the receipt in advance from customers of approximately HK\$390,947,000 (2013: HK\$705,104,000) and construction payables of approximately HK\$171,565,000 (2013: HK\$126,943,000). Except for the receipt in advance from customers which will be utilised when the goods are delivered and titles have passed, other payables are unsecured, interest-free and are repayable on demand.

33. BANK BORROWINGS

Bank borrowings are repayable as follows:

	THE GROUP		THE COMPANY	
	2014 HK\$'000	2013 HK\$'000	2014 HK\$'000	2013 HK\$'000
Within one year	7,212,409	8,739,634	658,090	1,308,730
In the second year	319,133	769,200	294,124	660,490
In the third to fifth years inclusive	606,011	86,874	380,926	86,874
	8,137,553	9,595,708	1,333,140	2,056,094
Less: Amount due within one year shown under current liabilities	(7,212,409)	(8,739,634)	(658,090)	(1,308,730)
Amount shown under non-current liabilities	925,144	856,074	675,050	747,364
Secured	1,589,284	2,226,157	1,333,140	2,056,094
Unsecured	6,548,269	7,369,551	–	–
	8,137,553	9,595,708	1,333,140	2,056,094

Included in bank borrowings as at 31 December 2014 was an amount of HK\$162,359,000 (2013: HK\$46,006,000) relating to advance drawn on bills discounted to banks.

NOTES TO THE CONSOLIDATED FINANCIAL STATEMENTS

For the year ended 31 December 2014

33. BANK BORROWINGS (continued)

The exposure of the Group's and the Company's fixed-rate borrowings are as follows:

	THE GROUP		THE COMPANY	
	2014	2013	2014	2013
	HK\$'000	HK\$'000	HK\$'000	HK\$'000
Fixed-rate borrowings				
Within one year	2,122,657	1,870,922	–	–

The exposure of the Group's and the Company's variable-rate borrowings are as follows:

	THE GROUP		THE COMPANY	
	2014	2013	2014	2013
	HK\$'000	HK\$'000	HK\$'000	HK\$'000
Variable-rate borrowings				
Within one year	5,089,752	6,868,712	658,090	1,308,730
In the second year	319,133	769,200	294,124	660,490
In the third to fifth years inclusive	606,011	86,874	380,926	86,874
	6,014,896	7,724,786	1,333,140	2,056,094

The effective interest rates (which are also equal to contracted interest rates) on the Group's fixed-rate borrowings are ranged from 5.56% to 7.2% (2013: from 5.92% to 7.41%) per annum.

The variable-rate bank borrowings of approximately HK\$1,073 million (2013: HK\$1,710 million) which carry interest at the London Interbank Offered Rates ("LIBOR") plus a range of 1.45% to 3.5% (2013: LIBOR plus 1.45% to 3.5%) per annum, which are ranged from 1.65% to 3.67% (2013: ranged from 1.73% to 3.78%) per annum. Approximately HK\$260 million (2013: HK\$346 million) of the variable-rate borrowings carry interest at the Hong Kong Interbank Offered Rates ("HIBOR") plus 3% (2013: HIBOR plus 3%) per annum, which is 3.21% (2013: 3.21%) per annum. The remaining variable-rate borrowings carry interest at the People's Bank of China's lending rate ("Lending Rate"), or with a 5% to 30% addition or reduction on the Lending Rate, which are ranged from 5.72% to 7.5% (2013: from 5.6% to 7.8%) per annum.

NOTES TO THE CONSOLIDATED FINANCIAL STATEMENTS

For the year ended 31 December 2014

33. BANK BORROWINGS (continued)

In 2014 and 2013, the Group's borrowings were secured by certain assets of the Group and are guaranteed by the ultimate holding company of a shareholder. Details are set out in notes 47 and 48.

In 2014 and 2013, the Company's borrowings were secured by bank deposits and certain assets of subsidiaries (details are set out in note 47).

The Group's and the Company's borrowings that were denominated in currencies other than the functional currencies of the relevant group entities are set out as below:

	THE GROUP HK\$'000	THE COMPANY HK\$'000
As at 31 December 2014	1,333,140	1,333,140
As at 31 December 2013	2,056,094	2,056,094

34. LOANS FROM ULTIMATE HOLDING COMPANY OF A SHAREHOLDER THE GROUP

The amounts are unsecured, interest bearing at fixed-rates from 6.15% to 6.55% (2013: 6%) per annum. The amounts are repayable within twelve months from the end of the reporting period.

35. DEFERRED TAX

For the purpose of presentation in the consolidated statement of financial position, certain deferred tax assets and liabilities have been offset. The following is the analysis of the deferred tax balances for financial reporting purposes:

	THE GROUP	
	2014 HK\$'000	2013 HK\$'000
Deferred tax assets	(36,635)	(39,919)
Deferred tax liabilities	34,299	39,131
	(2,336)	(788)

NOTES TO THE CONSOLIDATED FINANCIAL STATEMENTS

For the year ended 31 December 2014

35. DEFERRED TAX (continued)

The following are the major deferred tax liabilities (assets) recognised and movements thereon during the current and prior year:

	Accelerated tax depreciation HK\$'000	Fair value adjustment and revaluation of properties HK\$'000	Unrealised profit of available-for-sale investments HK\$'000	Tax losses HK\$'000	Total HK\$'000
THE GROUP					
At 1 January 2013	17,614	25,569	(46,482)	(12,950)	(16,249)
Exchange differences	449	102	6,563	(188)	6,926
(Credit) charge to profit or loss (note 10)	(3,823)	(267)	–	12,625	8,535
At 31 December 2013	14,240	25,404	(39,919)	(513)	(788)
Exchange differences	(297)	(85)	3,284	–	2,902
Credit to profit or loss (note 10)	(3,805)	(595)	–	(50)	(4,450)
At 31 December 2014	10,138	24,724	(36,635)	(563)	(2,336)

At the end of the reporting period, the Group has unused tax losses of approximately HK\$8,167 million, of which HK\$420 million is subject to IRD's confirmation and HK\$2,146 million is subject to SAT's confirmation (2013: HK\$6,723 million of which HK\$380 million was subject to IRD's confirmation and HK\$1,876 million was subject to SAT's confirmation) available to offset against future profits. A deferred tax asset has been recognised in respect of approximately HK\$2 million (2013: HK\$2 million) of such losses. No deferred tax asset has been recognised in respect of the HK\$8,165 million (2013: HK\$6,721 million) due to the unpredictability of future profit streams. Included in the unrecognised tax losses are losses of which HK\$855 million will expire in 2015, HK\$794 million will expire in 2016, HK\$1,985 million will expire in 2017, HK\$1,868 million will expire in 2018 and HK\$2,146 million will expire in 2019 (2013: losses of HK\$720 million will expire in 2014, HK\$859 million will expire in 2015, HK\$797 million will expire in 2016, HK\$1,994 million will expire in 2017 and HK\$1,876 million will expire in 2018), while the remaining tax losses may be carried forward indefinitely. These deferred tax assets have not been recognised due to the unpredictability of future profit streams.

NOTES TO THE CONSOLIDATED FINANCIAL STATEMENTS

For the year ended 31 December 2014

35. DEFERRED TAX (continued)

At the end of the reporting period, the Group has deductible temporary differences, which mainly represents allowance for trade receivables, allowance for inventories, impairment loss recognised on property, plant and equipment and mining assets in total of approximately HK\$912 million (2013: HK\$908 million). No deferred tax asset has been recognised in relation to such deductible temporary difference as it is not probable that taxable profit will be available against which the deductible temporary differences can be utilised.

THE COMPANY

At the end of the reporting period, the Company has unused tax losses of approximately HK\$98 million of which HK\$91 million was subject to IRD's confirmation (2013: HK\$87 million of which HK\$80 million was subject to IRD's confirmation) available to offset against future profits. No deferred tax asset has been recognised due to the unpredictability of future profit streams.

36. SHARE CAPITAL

	Number of shares	Amount HK\$'000
Authorised:		
At 1 January 2013, 31 December 2013 and 1 January 2014		
– Ordinary shares of HK\$0.20 each	20,000,000,000	4,000,000
At 31 December 2014	N/A (Note)	N/A (Note)

Note: Under the Hong Kong Companies Ordinance (Cap. 622), with effect from 3 March 2014, the concept of authorised share capital no longer exists and the Company's shares no longer have a par value. There is no impact on the number of shares in issue or the relative entitlement of any of the shareholders as a result of this transition.

NOTES TO THE CONSOLIDATED FINANCIAL STATEMENTS

For the year ended 31 December 2014

36. SHARE CAPITAL (continued)

	Number of shares	Amount HK\$'000
Issued and fully paid:		
At 1 January 2013		
– Ordinary shares of HK\$0.20 each	8,953,306,227	1,790,661
Exercise of share options (Note 1)	4,590,000	918
At 31 December 2013	8,957,896,227	1,791,579
Transfer from share premium and capital redemption reserve upon abolition of par value	–	3,553,604
At 31 December 2014		
– Ordinary shares with no par value	8,957,896,227	5,345,183

Note 1: In 2013, a director of the Company exercised 4,590,000 share options at exercise price of HK\$0.28 per share. Therefore, 4,590,000 new shares were issued.

37. SHARE OPTION SCHEMES

The Company adopted a share option scheme (the “2002 Scheme”) on 7 June 2002.

The purpose of the 2002 Scheme is to enable the Company to grant share options to selected participants as incentives or rewards for their contribution to the Company and/or its subsidiaries and/or its associated companies (as defined under the 2002 Scheme). The 2002 Scheme was adopted on 7 June 2002 and terminated on 29 May 2012.

Under the 2002 Scheme, the Board of Directors may, at its discretion, offer Directors (including Executive and Non-executive Directors), executives, officers, employees or certain other eligible participants, share options to subscribe for shares of the Company.

NOTES TO THE CONSOLIDATED FINANCIAL STATEMENTS

For the year ended 31 December 2014

37. SHARE OPTION SCHEMES (continued)

The exercise price in relation to each share option was determined by the Board of Directors at its absolute discretion and was not less than the highest of (i) the official closing price of the shares of the Company as stated in the daily quotation sheet of the Stock Exchange on the date of offer of share options; (ii) the average of the official closing prices of the shares of the Company as stated in the daily quotation sheets of the Stock Exchange for the five business days immediately preceding the date of offer of share options; and (iii) the nominal value of a share of the Company on the date of offer of share options. Each of the grantees was required to pay HK\$1 as consideration for the grant of share options in accordance with the 2002 Scheme. The offer of a grant of share options must be accepted within 60 days from the date of the offer. All share options are fully vested as at 31 December 2014 (2013: all share options are fully vested except for 4,000,000 share options granted during the year ended 31 December 2010).

Share options granted to a Director, chief executive or substantial shareholder of the Company, or to any of their associates, were subject to approval in advance by the Independent Non-executive Directors. In addition, any share options granted to a substantial shareholder or an Independent Non-executive Director of the Company, or to any of their associates, in excess of in aggregate 0.1% of the shares of the Company in issue (based on the date of offer) and an aggregate value of HK\$5 million (based on the closing price of the Company's shares at the date of each offer), within any 12-month period, were subject to shareholders' approval in advance in a general meeting.

The 2002 Scheme was terminated on 29 May 2012 and no further options can be granted under the 2002 Scheme. However, the share options granted under the 2002 Scheme prior to its termination shall continue to be valid and exercisable in accordance with the 2002 Scheme.

No share option was granted, exercised or cancelled in accordance with the terms of the 2002 Scheme during the year.

The Company adopted a new share option scheme (the "2012 Scheme") on 25 May 2012.

The purpose of the 2012 Scheme is to replace the 2002 Scheme and to continue to enable the Company to grant share options to selected participants as incentives or rewards for their contribution or potential contribution to the Company and/or any of its subsidiaries and/or any entity in which any member of the Group holds any equity interest. The 2012 Scheme will remain in force for a period of 10 years commencing on 25 May 2012.

Under the 2012 Scheme, the Board of Directors may, at its discretion, offer Directors (including Executive and Non-executive Directors), executives, officers, employees or certain other eligible participants, share options to subscribe for shares of the Company.

NOTES TO THE CONSOLIDATED FINANCIAL STATEMENTS

For the year ended 31 December 2014

37. SHARE OPTION SCHEMES (continued)

The exercise price in relation to each share option will be determined by the Board of Directors at its absolute discretion and shall not be less than the highest of (i) the closing price of the shares of the Company as stated in the daily quotations sheet of the Stock Exchange on the date of offer of share options; (ii) the average closing price of the shares of the Company as stated in the daily quotations sheets of the Stock Exchange for the five business days immediately preceding the date of offer of share options; and (iii) the nominal value of a share of the Company on the date of offer of share options. Each of the grantees is required to pay HK\$1.00 as a consideration for his acceptance of the grant of share options in accordance with the 2012 Scheme. The offer of share options must be accepted within 30 days from the date of the offer.

No share option has been granted under the 2012 Scheme since its adoption. Accordingly, as at 31 December 2014 and 2013, there was no share option outstanding under the 2012 Scheme. The maximum number of shares of the Company available for issue upon exercise of all share options which may be granted under the 2012 Scheme is 895,330,622, representing approximately 10% of the shares of the Company in issue at the end of the reporting period. The total number of shares of the Company issued and which may fall to be issued upon the exercise of share options to be granted under the 2012 Scheme and any other share option scheme(s) of the Company (including exercised, cancelled and outstanding share options) to each grantee in any 12-month period up to the date of grant shall not exceed 1% of the number of shares of the Company in issue as at the date of grant. Any further grant of share option in excess of this 1% limit shall be subject to the issue of a circular by the Company and shareholders' approval in a general meeting.

Share options granted to a Director, chief executive or substantial shareholder of the Company, or to any of their associates, are subject to approval in advance by the Independent Non-executive Directors. In addition, any share options granted to a substantial shareholder or an Independent Non-executive Director of the Company, or to any of their associates, in excess of in aggregate 0.1% of the shares of the Company in issue (based on the date of offer) and an aggregate value of HK\$5 million (based on the closing price of the Company's shares at the date of each offer), in the 12-month period up to and including the date of the offer of such grant shall be subject to the issue of a circular by the Company and shareholders' approval in a general meeting.

NOTES TO THE CONSOLIDATED FINANCIAL STATEMENTS

For the year ended 31 December 2014

37. SHARE OPTION SCHEMES (continued)

The following tables disclose details of the share options held by Directors, employees and other eligible participants under the 2002 Scheme and movements in such holdings during the year ended 31 December 2014:

Grantees	Number of share options				At 31.12.2014 (Note 1)	Date of grant	Vesting period	Exercisable period	Exercise price per share HK\$
	At 1.1.2014 (Note 1)	Granted during 2014	Exercised during 2014	Lapsed during 2014 (Note 2)					
Directors of the Company	20,500,000	-	-	(20,500,000)	-	20.12.2007	-	20.12.2007 to 19.12.2014	2.944
	16,000,000	-	-	(16,000,000)	-	20.12.2007	20.12.2007 to 19.12.2008	20.12.2008 to 19.12.2014	2.944
	16,000,000	-	-	(16,000,000)	-	20.12.2007	20.12.2007 to 19.12.2009	20.12.2009 to 19.12.2014	2.944
	16,000,000	-	-	(16,000,000)	-	20.12.2007	20.12.2007 to 19.12.2010	20.12.2010 to 19.12.2014	2.944
	16,000,000	-	-	(16,000,000)	-	20.12.2007	20.12.2007 to 19.12.2011	20.12.2011 to 19.12.2014	2.944
	4,000,000	-	-	-	4,000,000	14.12.2010	-	14.12.2010 to 13.12.2017	1.180
	4,000,000	-	-	-	4,000,000	14.12.2010	14.12.2010 to 13.12.2011	14.12.2011 to 13.12.2017	1.180
	4,000,000	-	-	-	4,000,000	14.12.2010	14.12.2010 to 13.12.2012	14.12.2012 to 13.12.2017	1.180
	4,000,000	-	-	-	4,000,000	14.12.2010	14.12.2010 to 13.12.2013	14.12.2013 to 13.12.2017	1.180
	4,000,000	-	-	-	4,000,000	14.12.2010	14.12.2010 to 13.12.2014	14.12.2014 to 13.12.2017	1.180
	104,500,000	-	-	(84,500,000)	20,000,000				
Other employees of the Group	1,600,000	-	-	(1,600,000)	-	20.12.2007	-	20.12.2007 to 19.12.2014	2.944
	1,600,000	-	-	(1,600,000)	-	20.12.2007	20.12.2007 to 19.12.2008	20.12.2008 to 19.12.2014	2.944
	1,600,000	-	-	(1,600,000)	-	20.12.2007	20.12.2007 to 19.12.2009	20.12.2009 to 19.12.2014	2.944
	1,600,000	-	-	(1,600,000)	-	20.12.2007	20.12.2007 to 19.12.2010	20.12.2010 to 19.12.2014	2.944
	1,600,000	-	-	(1,600,000)	-	20.12.2007	20.12.2007 to 19.12.2011	20.12.2011 to 19.12.2014	2.944
	8,000,000	-	-	(8,000,000)	-				

NOTES TO THE CONSOLIDATED FINANCIAL STATEMENTS

For the year ended 31 December 2014

37. SHARE OPTION SCHEMES (continued)

Grantees	Number of share options				At 31.12.2014 (Note 1)	Date of grant	Vesting period	Exercisable period	Exercise price per share HK\$
	At 1.1.2014 (Note 1)	Granted during 2014	Exercised during 2014	Lapsed during 2014 (Note 2)					
Other eligible participants	23,000,000	-	-	(23,000,000)	-	20.12.2007	-	20.12.2007 to 19.12.2014	2.944
	23,000,000	-	-	(23,000,000)	-	20.12.2007	20.12.2007 to 19.12.2008	20.12.2008 to 19.12.2014	2.944
	23,000,000	-	-	(23,000,000)	-	20.12.2007	20.12.2007 to 19.12.2009	20.12.2009 to 19.12.2014	2.944
	23,000,000	-	-	(23,000,000)	-	20.12.2007	20.12.2007 to 19.12.2010	20.12.2010 to 19.12.2014	2.944
	23,000,000	-	-	(23,000,000)	-	20.12.2007	20.12.2007 to 19.12.2011	20.12.2011 to 19.12.2014	2.944
	115,000,000	-	-	(115,000,000)	-				
	227,500,000	-	-	(207,500,000)	20,000,000				
Exercisable	<u>223,500,000</u>				<u>20,000,000</u>				

Notes:

- Other than a total of 4,500,000 share options granted to the Independent Non-executive Directors of the Company on 20 December 2007, all the share options are subject to the restrictions that up to 20%, 40%, 60%, 80% and 100% of the total options granted will be exercisable during the period of 12th, 24th, 36th, 48th and the expiry of the 48th months respectively from the date of acceptance of the grant of options by the relevant grantees.
- Out of the 207,500,000 share options lapsed during the year 2014, 45,000,000 share options lapsed on 1 September 2014 as a result of resignation of a Director during the year of 2014, and 162,500,000 share options lapsed on 20 December 2014, being the expiry date of the exercise period.

NOTES TO THE CONSOLIDATED FINANCIAL STATEMENTS

For the year ended 31 December 2014

37. SHARE OPTION SCHEMES (continued)

The following tables disclose details of the share options held by Directors, employees and other eligible participants under the 2002 Scheme and movements in such holdings during the year ended 31 December 2013:

Grantees	Number of share options				At 31.12.2013 (Note 2)	Date of grant	Vesting period	Exercisable period	Exercise price per share HK\$
	At 1.1.2013	Granted during 2013	Exercised during 2013 (Note 1)	Lapsed during 2013 (Note 3)					
Directors of the Company	4,590,000	-	(4,590,000)	-	-	12.3.2003	-	12.3.2003 to 11.3.2013	0.280
	20,500,000	-	-	-	20,500,000	20.12.2007	-	20.12.2007 to 19.12.2014	2.944
	16,000,000	-	-	-	16,000,000	20.12.2007	20.12.2007 to 19.12.2008	20.12.2008 to 19.12.2014	2.944
	16,000,000	-	-	-	16,000,000	20.12.2007	20.12.2007 to 19.12.2009	20.12.2009 to 19.12.2014	2.944
	16,000,000	-	-	-	16,000,000	20.12.2007	20.12.2007 to 19.12.2010	20.12.2010 to 19.12.2014	2.944
	16,000,000	-	-	-	16,000,000	20.12.2007	20.12.2007 to 19.12.2011	20.12.2011 to 19.12.2014	2.944
	4,000,000	-	-	-	4,000,000	14.12.2010	-	14.12.2010 to 13.12.2017	1.180
	4,000,000	-	-	-	4,000,000	14.12.2010	14.12.2010 to 13.12.2011	14.12.2011 to 13.12.2017	1.180
	4,000,000	-	-	-	4,000,000	14.12.2010	14.12.2010 to 13.12.2012	14.12.2012 to 13.12.2017	1.180
	4,000,000	-	-	-	4,000,000	14.12.2010	14.12.2010 to 13.12.2013	14.12.2013 to 13.12.2017	1.180
	4,000,000	-	-	-	4,000,000	14.12.2010	14.12.2010 to 13.12.2014	14.12.2014 to 13.12.2017	1.180
	109,090,000	-	(4,590,000)	-	104,500,000				

NOTES TO THE CONSOLIDATED FINANCIAL STATEMENTS

For the year ended 31 December 2014

37. SHARE OPTION SCHEMES (continued)

Grantees	Number of share options					Date of grant	Vesting period	Exercisable period	Exercise price per share HK\$
	At 1.1.2013	Granted during 2013	Exercised during 2013 (Note 1)	Lapsed during 2013 (Note 3)	At 31.12.2013 (Note 2)				
Other employees of the Group	2,600,000	-	-	(1,000,000)	1,600,000	20.12.2007	-	20.12.2007 to 19.12.2014	2.944
	2,600,000	-	-	(1,000,000)	1,600,000	20.12.2007	20.12.2007 to 19.12.2008	20.12.2008 to 19.12.2014	2.944
	2,600,000	-	-	(1,000,000)	1,600,000	20.12.2007	20.12.2007 to 19.12.2009	20.12.2009 to 19.12.2014	2.944
	2,600,000	-	-	(1,000,000)	1,600,000	20.12.2007	20.12.2007 to 19.12.2010	20.12.2010 to 19.12.2014	2.944
	2,600,000	-	-	(1,000,000)	1,600,000	20.12.2007	20.12.2007 to 19.12.2011	20.12.2011 to 19.12.2014	2.944
	13,000,000	-	-	(5,000,000)	8,000,000				
Other eligible participants	23,000,000	-	-	-	23,000,000	20.12.2007	-	20.12.2007 to 19.12.2014	2.944
	23,000,000	-	-	-	23,000,000	20.12.2007	20.12.2007 to 19.12.2008	20.12.2008 to 19.12.2014	2.944
	23,000,000	-	-	-	23,000,000	20.12.2007	20.12.2007 to 19.12.2009	20.12.2009 to 19.12.2014	2.944
	23,000,000	-	-	-	23,000,000	20.12.2007	20.12.2007 to 19.12.2010	20.12.2010 to 19.12.2014	2.944
	23,000,000	-	-	-	23,000,000	20.12.2007	20.12.2007 to 19.12.2011	20.12.2011 to 19.12.2014	2.944
	115,000,000	-	-	-	115,000,000				
	237,090,000	-	(4,590,000)	(5,000,000)	227,500,000				
Exercisable	<u>229,090,000</u>				<u>223,500,000</u>				

NOTES TO THE CONSOLIDATED FINANCIAL STATEMENTS

For the year ended 31 December 2014

37. SHARE OPTION SCHEMES (continued)

Notes:

1. In respect of the share options exercised during the year, the closing price of the shares of the Company at the date of exercise was HK\$0.55 per share.
2. Other than a total of 4,500,000 share options granted to the Independent Non-executive Directors of the Company, all the share options are subject to the restrictions that up to 20%, 40%, 60%, 80% and 100% of the total options granted will be exercisable during the period of 12th, 24th, 36th, 48th and the expiry of the 48th months respectively from the date of acceptance of the grant of options by the relevant grantees.
3. The share options were lapsed due to one of the grantee resigned during the year of 2013.

During the year ended 31 December 2014, nil share options under the 2002 Scheme were exercised (2013: 4,590,000).

The Group recognised the total expense of HK\$626,000 for the year ended 31 December 2014 (2013: HK\$1,498,000) in relation to share options granted by the Company.

38. RESERVES

	Share premium HK\$'000	Capital redemption reserve HK\$'000	Share option reserve HK\$'000	Special capital reserve HK\$'000	Accumulated profits (losses) HK\$'000	Total HK\$'000
THE COMPANY						
At 1 January 2013	3,530,626	22,611	287,436	–	1,562,750	5,403,423
Loss for the year and total comprehensive expense	–	–	–	–	(867,984)	(867,984)
Recognition of equity-settled						
share-based payments	–	–	1,498	–	–	1,498
Exercise of share options	367	–	–	–	–	367
Recovery of advance to a subsidiary (Note a)	–	–	–	101,286	(101,286)	–
Transfer from special capital reserve (Note b)	–	–	–	(101,286)	101,286	–
At 31 December 2013	3,530,993	22,611	288,934	–	694,766	4,537,304
Loss for the year and total comprehensive expense	–	–	–	–	(1,864,834)	(1,864,834)
Recognition of equity-settled						
share-based payments	–	–	626	–	–	626
Transfer upon abolition of par value under the new Hong Kong Company Ordinance	(3,530,993)	(22,611)	–	–	–	(3,553,604)
At 31 December 2014	–	–	289,560	–	(1,170,068)	(880,508)

NOTES TO THE CONSOLIDATED FINANCIAL STATEMENTS

For the year ended 31 December 2014

38. RESERVES (continued)

Notes

- a: Pursuant to a special resolution passed at an extraordinary general meeting of the Company held on 13 June 2005 and the subsequent order of the High Court of Hong Kong (the "Court Order") made on 1 September 2005, the entire amounts of approximately HK\$1,412,855,000 and HK\$1,800,000,000 standing to the credit of the Company's share premium and capital reserve account as at 31 March 2005 respectively were cancelled and eliminated against accumulated losses in accordance with Section 60 of the Hong Kong Companies Ordinance. According to the Court Order, any future recoveries in respect of certain advances to subsidiaries of Company as set out in the Court Order will be credited to special capital reserve.

During the year ended 31 December 2013, advances of the Company amounting to approximately HK\$101,286,000 were recovered from a subsidiary. Pursuant to provisos in the Court Order, such amount is credited to the special capital reserve as a result of such realisation.

- b: According to the Court Order, the special capital reserve may be reduced by the amount of any increase of the Company's paid up share capital or share premium account resulting from the payment up of shares by the receipt of the new consideration and the Company shall be at liberty to transfer the amount of such reduction to the general reserves of the Company and the amount shall become available for distribution. During the year ended 31 December 2013, the Company transferred the special capital reserve of approximately HK\$101,286,000 (the "Transferred Amount") to accumulated profits. The Transferred Amount is limited to the aggregate increase in the paid up share capital and share premium account amounting to HK\$3,921,368,000 from the date of issuance of the Court Order till the date of transfer.

39. CAPITAL RISK MANAGEMENT

The Group manages its capital to ensure that entities in the Group will be able to continue as a going concern while maximising the return to shareholders through the optimisation of the debt and equity balance. The Group's and the Company's overall strategy remains unchanged from prior year.

The capital structure of the Group consists of net debts, which includes the borrowings disclosed in note 33, loans from ultimate holding company of a shareholder disclosed in note 34, net of cash and cash equivalents and equity attributable to owners of the Company, comprising issued share capital and reserves.

The Directors review the capital structure on a semi-annual basis. Based on recommendations of the Directors, the Group will balance its overall capital structure through the payment of dividends, new share issues and share buy-backs as well as the issue of new debt or the redemption of existing debts.

NOTES TO THE CONSOLIDATED FINANCIAL STATEMENTS

For the year ended 31 December 2014

40. FINANCIAL INSTRUMENTS

40a. Categories of financial instruments

	THE GROUP	
	2014	2013
	HK\$'000	HK\$'000
Financial assets		
Financial assets at FVTPL	532,715	673,883
Financial assets at amortised cost (including cash and cash equivalents)	4,062,030	4,334,423
Financial assets at FVTOCI	136,212	198,871
Financial liabilities		
Financial liabilities at FVTPL	–	1,660
Financial liabilities at amortised cost	20,997,754	20,990,213

	THE COMPANY	
	2014	2013
	HK\$'000	HK\$'000
Financial assets		
Financial assets at FVTPL	532,715	673,883
Financial assets at amortised cost (including cash and cash equivalents)	2,669,332	4,704,958
Financial liabilities		
Financial liabilities at FVTPL	–	1,660
Financial liabilities at amortised cost	2,163,663	2,574,333
Financial guarantee contracts	2,570	1,485

NOTES TO THE CONSOLIDATED FINANCIAL STATEMENTS

For the year ended 31 December 2014

40. FINANCIAL INSTRUMENTS (continued)

40b. Financial risk management objectives and policies

The Group's major financial instruments include equity investments, trade and bills receivables, other receivables, amounts due from (to) related companies, trade receivables from related companies, trade payables to related companies, loans from ultimate holding company of a shareholder, restricted bank deposits, pledged bank deposits, bank balances, trade receivables from ultimate holding company of a shareholder, trade payable to ultimate holding company of a shareholder, amount due from (to) ultimate holding company of a shareholder, amount due from a non-controlling shareholder of a subsidiary, amount due from an associate, trade and bills payables, other payables, bank borrowings and derivative financial instruments.

The Company's major financial instruments include amounts due from (to) subsidiaries, other receivables, pledged bank deposits, bank balances, other payables, bank borrowings and derivative financial instruments. Details of these financial instruments are disclosed in respective notes.

The risks associated with these financial instruments include market risk (currency risk, interest rate risk and other price risk), credit risk and liquidity risk. The policies on how to mitigate these risks are set out below. The Group's overall risk management strategy focuses on the unpredictability of financial markets and seeks to minimise the impact of exchange rate and interest rate fluctuations on the Group's financial performance and price fluctuations on the Group's equity instruments. Risk management for the Group's operations is carried out under the guidance of the Executive Directors. The management manages and monitors these exposures to ensure appropriate measures are implemented on a timely and effective manner.

NOTES TO THE CONSOLIDATED FINANCIAL STATEMENTS

For the year ended 31 December 2014

40. FINANCIAL INSTRUMENTS (continued)

40b. Financial risk management objectives and policies (continued)

Market risk

(i) Currency risk

Several subsidiaries of the Company have foreign currency sales and purchases. Certain trade receivables, amount due from (to) related companies, bank balances, trade payables and bank borrowings of the Group are denominated in foreign currencies other than the functional currencies of the relevant group entities, which expose the Group to foreign currency risk. Approximately 15% (2013: 26%) of the Group's sales and 14% (2013: 24%) of the Group's purchases are denominated in currencies other than the functional currency of the group entity making the sale.

The carrying amounts of the Group's and the Company's foreign currency denominated monetary assets and monetary liabilities at the reporting date are as follows:

	THE GROUP			
	Liabilities		Assets	
	2014	2013	2014	2013
	HK\$'000	HK\$'000	HK\$'000	HK\$'000
USD	1,073,138	1,720,569	114,684	467,065
HKD	269,675	457,798	95,206	290,025

	THE COMPANY			
	Liabilities		Assets	
	2014	2013	2014	2013
	HK\$'000	HK\$'000	HK\$'000	HK\$'000
USD	1,073,138	1,700,970	109,355	306,799
HKD	261,463	357,800	92,039	288,253

NOTES TO THE CONSOLIDATED FINANCIAL STATEMENTS

For the year ended 31 December 2014

40. FINANCIAL INSTRUMENTS (continued)

40b. Financial risk management objectives and policies (continued)

Market risk (continued)

(i) Currency risk (continued)

Sensitivity analysis

The Group and the Company are mainly exposed to exchange rate fluctuations of USD and HKD against RMB.

The following table details the Group's and the Company's sensitivity to a 5% increase and decrease in RMB against the relevant foreign currencies. 5% is the sensitivity rate used when reporting foreign currency risk internally to key management personnel and represents management's assessment of the reasonably possible change in foreign exchange rates. The sensitivity analysis includes only outstanding foreign currency denominated monetary items and adjusts their translation at the year end for a 5% change in foreign currency rates. The negative/positive number below indicates an increase/decrease in the Group's and the Company's post-tax loss (2013: increase/decrease in the Group's and the Company's post-tax loss) where RMB strengthens 5% against the relevant currency. For a 5% weakening of RMB against the relevant currency, there would be an equal and opposite impact on the profit or loss for the year.

	THE GROUP			
	USD		HKD	
	2014 HK\$'000	2013 HK\$'000	2014 HK\$'000	2013 HK\$'000
Impact on the result for the year	35,942	47,006 (i)	6,542	6,291 (ii)

	THE COMPANY			
	USD		HKD	
	2014 HK\$'000	2013 HK\$'000	2014 HK\$'000	2013 HK\$'000
Impact on the result for the year	40,236	58,207 (i)	7,073	2,904 (ii)

(i) This is mainly attributable to the exposure on USD receivables, payables and bank borrowings outstanding at the end of reporting period.

(ii) This is mainly attributable to the exposure on HKD receivables, payables and bank borrowings outstanding at the end of reporting period.

NOTES TO THE CONSOLIDATED FINANCIAL STATEMENTS

For the year ended 31 December 2014

40. FINANCIAL INSTRUMENTS (continued)

40b. Financial risk management objectives and policies (continued)

Market risk (continued)

(ii) *Interest rate risk*

The Group and the Company are exposed to fair value interest rate risk in relation to fixed rate time deposits, fixed rate bank borrowings (see note 33 for details of these borrowings) and loans from ultimate holding company of a shareholder (see note 34 for details of these loans).

The Group and the Company are also exposed to cash flow interest rate risk in relation to variable-rate bank balances and bank borrowings. It is the Group's policy to maintain an appropriate level between its fixed-rate and variable-rate borrowings so as to balance the fair value interest rate risk and cash flow interest rate risk. The management closely monitors interest rate change exposure and will consider hedging significant interest rate change exposure should the need arise.

The Group's exposure to interest rates on financial liabilities are detailed in the liquidity risk management section of this note. The Group's cash flow interest rate risk is mainly concentrated on the fluctuation of HIBOR, LIBOR and Lending Rate arising from the Group's borrowings.

Sensitivity analysis

The sensitivity analyses below presents the effects on the Group's post-tax loss and the Company's post-tax loss for the year as a result of change in interest expense on variable-rate borrowings. The sensitivity to interest rate used is considered reasonable given the market forecasts available at end of the reporting period and under the economic environments in which the Group operates, with all other variables held constant.

The sensitivity analysis below have been determined based on the exposure to interest rates for bank borrowings at the end of the reporting period only as the Directors consider that the restricted and pledged bank deposits, bank balances and other non-derivative instruments may not have significant exposure to change in interest rates. For variable-rate bank borrowings, the analysis is prepared assuming the amounts outstanding at the end of the reporting period were outstanding for the whole year. A 100 basis points increase or decrease is used when reporting interest rate risk internally to key management personnel and represents management's assessment of the reasonably possible change in interest rates.

If interest rates had been 100 basis points higher/lower and all other variables were held constant, the Group's post-tax loss for the year ended 31 December 2014 would increase/decrease by HK\$46,245,000 (2013: HK\$59,684,000). This is mainly attributable to the Group's exposure to interest rates on its variable-rate bank borrowings.

NOTES TO THE CONSOLIDATED FINANCIAL STATEMENTS

For the year ended 31 December 2014

40. FINANCIAL INSTRUMENTS (continued)

40b. Financial risk management objectives and policies (continued)

Market risk (continued)

(ii) Interest rate risk (continued)

Sensitivity analysis (continued)

If interest rates had been 100 basis points higher/lower and all other variables were held constant, the Company's post-tax loss for the year ended 31 December 2014 would increase/decrease by HK\$11,132,000 (2013: HK\$17,168,000). This is mainly attributable to the Company's exposure to interest rates on its variable-rate bank borrowings.

The Group's and the Company's sensitivity to interest rates has decreased during the current year mainly due to the decrease in variable rate debt instruments.

(iii) Other price risk

The Group is exposed to foreign currency risk, equity and commodity prices risk through its investments in listed equity securities and commodity forward contracts to purchase iron ore.

Sensitivity analysis

The sensitivity analysis (including listed equity securities and commodity forward contracts) have been determined based on the exposure to equity and commodity prices risk by reference to the movements of the share price and commodity price quoted up till the reporting date.

Sensitivity analysis of listed equity securities

The sensitivity analysis below has been determined assuming that a change in the corresponding equity prices had occurred at the end of the reporting period and had been applied to the investments that would have affected the Group's other comprehensive income. A change of 35% (2013: 35%) in stock prices was applied at the end of the reporting period. The applied change of percentage represented management's assessment of the reasonably possible change in stock prices.

	THE GROUP	
	Increase (decrease) in other comprehensive income	
	35% increase HK\$'000	35% decrease HK\$'000
As at 31 December 2014	809	(809)
As at 31 December 2013	3,388	(3,388)

In addition, if there is a 5% increase/decrease in RMB against AUD, security investment reserve would decrease/increase by HK\$116,000 (2013: decrease/increase by HK\$484,000) for the Group.

NOTES TO THE CONSOLIDATED FINANCIAL STATEMENTS

For the year ended 31 December 2014

40. FINANCIAL INSTRUMENTS (continued)

40b. Financial risk management objectives and policies (continued)

Market risk (continued)

(iii) Other price risk (continued)

Sensitivity analysis of commodity forward contracts

In addition, the Group and the Company are required to estimate the fair value of commodity forward contracts to purchase iron ore at the end of the reporting period with change in fair value to be recognised in consolidated statement of profit or loss and other comprehensive income. The fair value adjustment will be affected either positively or negatively, amongst others, by the changes in the forecasted Platts Iron Ore Index, the spread between freight rates, market interest rate, market commission saving, forecasted annual production of mines and the exchange rate of RMB against USD.

If there is a 5% increase/decrease in RMB against USD and all other variables were held constant, the Group's and the Company's loss for the year would increase/decrease by HK\$28,038,000 (2013: the Group's and the Company's loss would increase/decrease by HK\$35,462,000).

The remaining sensitivity analysis based on the exposure to the iron ore market price risks, market interest rate risk, the risk of spread between freight rates, market commission saving and annual production of mines at the reporting date is disclosed in note 40(c)(i).

In management's opinion, the sensitivity analysis is unrepresentative of the inherent risk as the analysis does not reflect the interdependence of variables.

Credit risk

As at 31 December 2014, the Group's and the Company's maximum exposure to credit risk which will cause a financial loss to the Group due to failure to discharge an obligation by the counterparties and financial guarantees provided by the Company is arising from:

- the carrying amount of the respective recognised financial assets as stated in the statements of financial position; and
- the amount of contingent liabilities in relation to financial guarantee issued by the Company as disclosed in note 46.

NOTES TO THE CONSOLIDATED FINANCIAL STATEMENTS

For the year ended 31 December 2014

40. FINANCIAL INSTRUMENTS (continued)

40b. Financial risk management objectives and policies (continued)

Credit risk (continued)

In order to minimise the credit risk, the management of the Group has delegated a team responsible for determination of credit limits, credit approvals and other monitoring procedures to ensure that follow-up action is taken to recover overdue debts. In addition, the Group reviews the recoverable amount of each individual trade debt at the end of the reporting period to ensure that adequate impairment losses are made for irrecoverable amounts. In this regard, the Directors consider that the Group's credit risk is significantly reduced. Besides, the Group has reduced credit risk on trade receivables by requesting trade deposits to be made or settlement by bank bills before delivery, especially in the steel manufacturing. The Group mainly deals with companies with a good repayment record and reputation and also has policies in place to assess the credit worthiness of customers.

The Company has limited credit risk on amounts due from subsidiaries and other financial liabilities recognised for financial guarantee contracts. Management periodically monitors the financial position of each of its subsidiaries to ensure each subsidiary is financially viable to settle the debts due to the Company and the banking facilities drawn from financial institutions. Adequate impairment losses are made for irrecoverable amounts.

The Group and the Company have limited credit risk on liquid funds as the counterparties are banks and financial institutions which are reputable and/or with high credit ratings assigned by international credit-rating agencies.

The Group and the Company do not have significant concentration of credit risk for its trade and other receivables and amounts due from subsidiaries and related companies, with exposure spread over a large number of counterparties and customers.

The Group's concentration of credit risk by geographical locations is mainly in the PRC, which accounted for 100% (2013: 69%) of the total trade receivables as at 31 December 2014.

Liquidity risk

The Group and the Company manage their liquidity risk by ensuring they have sufficient liquid cash balances and credit facilities to meet their payment obligations as they fall due.

In the management of the liquidity risk, the Group and the Company monitor and maintain a level of cash and cash equivalents deemed adequate by the management to finance the Group's operations and mitigate the effects of fluctuations in cash flows. A monthly report on forecasted inflow and outflow of cash is compiled for the Directors' review. The management monitors the utilisation of bank borrowings.

NOTES TO THE CONSOLIDATED FINANCIAL STATEMENTS

For the year ended 31 December 2014

40. FINANCIAL INSTRUMENTS (continued)

40b. Financial risk management objectives and policies (continued)

Liquidity risk (continued)

The Group and the Company rely on bank borrowings and loans from ultimate holding company of a shareholder as significant sources of liquidity. As at 31 December 2014, the Group has available unutilised short-term and long-term bank loan facilities of approximately HK\$1,237 million (2013: HK\$1,898 million). In addition, the Directors are of the view that the banking facilities could be renewed as historical experience is such that the Group has no difficulty to obtain the renewal, and the Group is financially supported by the ultimate holding company of the major shareholder of the Company to maintain the Group's and the Company's liquidity.

The following tables detail the Group's and the Company's remaining contractual maturity for its non-derivative financial liabilities. The table has been drawn up based on the undiscounted cash flows of financial liabilities based on the earliest date on which the Group and the Company can be required to pay. The tables include both interest and principal cash flows. To the extent that interest flows are floating rate, the undiscounted amount is derived from interest rate at the end of the reporting period.

In addition, the following tables detail the Group's and the Company's liquidity analysis for its derivative financial instruments. The tables have been drawn up based on the undiscounted net cash (inflows) and outflows on those derivatives that require net settlement and gross (inflows) and outflows on those derivatives that require gross settlement. When the amount payable is not fixed, the amount disclosed has been derived from interest rate and foreign currency exchange rates at the end of the reporting period. The liquidity analysis for the Group's and the Company's derivative financial instruments are prepared based on the contractual maturities as the management consider that the contractual maturities are essential for an understanding of the timing of the cash flows of derivatives.

NOTES TO THE CONSOLIDATED FINANCIAL STATEMENTS

For the year ended 31 December 2014

40. FINANCIAL INSTRUMENTS (continued)

40b. Financial risk management objectives and policies (continued)

Liquidity risk (continued)

Liquidity tables

	THE GROUP							Total undiscounted cash flows HK\$'000	Carrying amount at 31.12.2014 HK\$'000
	Weighted average interest rate %	Repayable on demand or less than 3 months HK\$'000	3 – 6 months HK\$'000	6 months to 1 year HK\$'000	1 – 2 years HK\$'000	2 – 5 years HK\$'000	Over 5 years HK\$'000		
2014									
Non-derivative financial liabilities									
Trade and bills payables	-	4,139,378	-	-	-	-	-	4,139,378	4,139,378
Other payables	-	626,826	-	-	-	-	-	626,826	626,826
Trade payables/amount due to ultimate holding company of a shareholder	-	6,589,576	-	-	-	-	-	6,589,576	6,589,576
Trade payables/amounts due to related companies	-	630,968	-	-	-	-	-	630,968	630,968
Loans from ultimate holding company of a shareholder	6.22	13,678	173,954	730,855	-	-	-	918,487	873,453
Bank borrowings									
- fixed rate	6.39	925,464	591,754	654,429	-	-	-	2,171,647	2,122,657
- variable rate	4.46	1,731,129	1,892,612	1,626,746	348,598	611,864	-	6,210,949	6,014,896
		14,657,019	2,658,320	3,012,030	348,598	611,864	-	21,287,831	20,997,754
Derivatives – gross settlement									
Commodity forward contracts									
- outflow (Note)		-	-	-	-	6,947,561	9,067,979	16,015,540	-

Note: Cash outflow represents purchase of iron ore under the commodity forward contracts.

NOTES TO THE CONSOLIDATED FINANCIAL STATEMENTS

For the year ended 31 December 2014

40. FINANCIAL INSTRUMENTS (continued)

40b. Financial risk management objectives and policies (continued)

Liquidity risk (continued)

Liquidity tables (continued)

	THE GROUP							Carrying amount at 31.12.2013 HK\$'000	
	Weighted average interest rate %	Repayable on demand or less than 3 months HK\$'000	3 – 6 months HK\$'000	6 months to 1 year HK\$'000	1 – 2 years HK\$'000	2 – 5 years HK\$'000	Over 5 years HK\$'000		Total undiscounted cash flows HK\$'000
2013									
Non-derivative financial liabilities									
Trade and bills payables	-	4,058,797	15,010	-	-	-	-	4,073,807	4,073,807
Other payables	-	528,077	-	-	-	-	-	528,077	528,077
Trade payables/amount due to ultimate holding company of a shareholder	-	4,972,015	-	-	-	-	-	4,972,015	4,972,015
Trade payables/amounts due to related companies	-	927,269	-	-	-	-	-	927,269	927,269
Loans from ultimate holding company of a shareholder	6.00	13,400	177,360	747,007	-	-	-	937,767	893,337
Bank borrowings									
- fixed rate	5.99	364,824	250,332	1,274,711	-	-	-	1,889,867	1,870,922
- variable rate	4.31	2,856,021	1,813,164	2,227,475	827,541	87,674	-	7,811,875	7,724,786
		13,720,403	2,255,866	4,249,193	827,541	87,674	-	21,140,677	20,990,213
Derivatives – net settlement									
Interest rate swap contracts									
- outflow		644	644	375	-	-	-	1,663	1,660
Derivatives – gross settlement									
Commodity forward contracts									
- outflow (Note)		802,930	802,930	1,605,860	1,814,305	5,802,526	4,112,499	14,941,050	-

Note: Cash outflow represents purchase of iron ore under the commodity forward contracts.

NOTES TO THE CONSOLIDATED FINANCIAL STATEMENTS

For the year ended 31 December 2014

40. FINANCIAL INSTRUMENTS (continued)

40b. Financial risk management objectives and policies (continued)

Liquidity risk (continued)

Liquidity tables (continued)

	THE COMPANY								Carrying amount at 31.12.2014 HK\$'000
	Weighted average interest rate %	Repayable on demand or less than 3 months HK\$'000	3 – 6 months HK\$'000	6 months to 1 year HK\$'000	1 – 2 years HK\$'000	2 – 5 years HK\$'000	Over 5 years HK\$'000	Total undiscounted cash flows HK\$'000	
2014									
Non-derivative financial liabilities									
Other payables	-	1,468	-	-	-	-	-	1,468	1,468
Amounts due to subsidiaries	-	829,055	-	-	-	-	-	829,055	829,055
Bank borrowings									
- variable rate	2.61	278,495	186,644	221,312	306,680	386,780	-	1,379,911	1,333,140
Financial guarantee contracts	-	1,325,340	-	-	-	-	-	1,325,340	2,570
		2,434,358	186,644	221,312	306,680	386,780	-	3,535,774	2,166,233
Derivatives – gross settlement									
Commodity forward contracts									
- outflow (Note)		-	-	-	-	6,947,561	9,067,979	16,015,540	-

	THE COMPANY								Carrying amount at 31.12.2013 HK\$'000
	Weighted average interest rate %	Repayable on demand or less than 3 months HK\$'000	3 – 6 months HK\$'000	6 months to 1 year HK\$'000	1 – 2 years HK\$'000	2 – 5 years HK\$'000	Over 5 years HK\$'000	Total undiscounted cash flows HK\$'000	
2013									
Non-derivative financial liabilities									
Other payables	-	2,674	-	-	-	-	-	2,674	2,674
Amounts due to subsidiaries	-	515,565	-	-	-	-	-	515,565	515,565
Bank borrowings									
- variable rate	2.57	248,489	179,754	832,785	716,866	87,674	-	2,065,568	2,056,094
Financial guarantee contracts	-	2,398,195	-	-	-	-	-	2,398,195	1,485
		3,164,923	179,754	832,785	716,866	87,674	-	4,982,002	2,575,818
Derivatives – net settlement									
Interest rate swap contracts									
- outflow		644	644	375	-	-	-	1,663	1,660
Derivatives – gross settlement									
Commodity forward contracts									
- outflow (Note)		802,930	802,930	1,605,860	1,814,305	5,802,526	4,112,499	14,941,050	-

Note: Cash outflow represents purchase of iron ore under the commodity forward contracts.

NOTES TO THE CONSOLIDATED FINANCIAL STATEMENTS

For the year ended 31 December 2014

40. FINANCIAL INSTRUMENTS (continued)

40b. Financial risk management objectives and policies (continued)

Liquidity risk (continued)

Liquidity tables (continued)

The amounts included above for financial guarantee contracts are the maximum amounts the Company could be required to settle under the arrangement for the full guaranteed amount if that amount is claimed by the counterparty to the guarantee. Based on expectations at the end of the reporting period, the Company considers that it is more likely that no amount will be payable under the arrangement. However, this estimate is subject to change depending on the probability of the counterparty claiming under the guarantee which is a function of the likelihood that the financial receivables held by the counterparty which are guaranteed suffer credit losses.

The amounts included above for variable interest rate instruments for non-derivative financial liabilities is subject to change if changes in variable interest rates differ to those estimates of interest rates determined at the end of the reporting period.

40c. Fair value measurements of financial instruments

This note provides information about how the Group determines fair values of various financial assets and financial liabilities.

(i) *Fair value of the Group's financial assets and financial liabilities that are measured at fair value on a recurring basis*

Some of the Group's financial assets and financial liabilities are measured at fair value at the end of each reporting period. The following table gives information about how the fair values of these financial assets and financial liabilities are determined (in particular, the valuation technique(s) and inputs used) as well as the level of the fair value hierarchy into which the fair value measurements are categorised (levels 1 to 3) based on the degree to which the inputs to the fair value measurements is observable.

Level 1 fair value measurements are those derived from quoted prices (unadjusted) in active market for identical assets or liabilities;

Level 2 fair value measurements are those derived from inputs other than quoted prices included within Level 1 that are observable for the asset or liability, either directly (i.e. as prices) or indirectly (i.e. derived from prices); and

Level 3 fair value measurements are those derived from valuation techniques that include inputs for the asset or liability that are not based on observable market data (unobservable inputs).

NOTES TO THE CONSOLIDATED FINANCIAL STATEMENTS

For the year ended 31 December 2014

40. FINANCIAL INSTRUMENTS (continued)

40c. Fair value measurements of financial instruments (continued)

(i) Fair value of the Group's financial assets and financial liabilities that are measured at fair value on a recurring basis (continued)

Financial assets/ financial liabilities	Valuation technique(s) and key input(s)	Significant unobservable inputs
1) As at 31 December 2014, listed equity securities classified as equity investments designated as fair value through other comprehensive income ("FVTOCI") at level 1 category of HK\$2,310,000 (31 December 2013: HK\$9,681,000)	Quoted bid prices in an active market	N/A
2) As at 31 December 2014, interest rate swaps classified as other financial liabilities at level 2 category of nil (31 December 2013: HK\$1,660,000)	Discounted cash flow Future cash flows are estimated based on forward interest rates (from observable yield curves at the end of the reporting period) and contracted interest rates, discounted at a rate that reflects the credit risk of various counterparties	N/A

NOTES TO THE CONSOLIDATED FINANCIAL STATEMENTS

For the year ended 31 December 2014

40. FINANCIAL INSTRUMENTS (continued)

40c. Fair value measurements of financial instruments (continued)

(i) Fair value of the Group's financial assets and financial liabilities that are measured at fair value on a recurring basis (continued)

Financial assets/ financial liabilities	Valuation technique(s) and key input(s)	Significant unobservable inputs
3) As at 31 December 2014, commodity forward contracts classified as other financial assets at level 3 category of HK\$532,715,000 (31 December 2013: HK\$673,883,000)	Discounted cash flow The key inputs are: The spread between capesize vessel freight rate and panamax vessel freight rate for Australia/China, the average growth rate of the spread, the forecasted Platts Iron Ore price, the forecasted marketing commission saving, the forecasted annual production of the mines, the lives of mines and the discount rate	<p>The spread between capesize vessel freight rate and panamax vessel freight rate for Australia/China taking into account management's estimate with reference to research report published by financial institution (Note 1)</p> <p>The average growth rate of the capesize vessel freight rate and panamax vessel freight rate for Australia/China ranging from -1.04% to 5.39% (2013: -4.68% to -7.49%) and from -9.78% to 7.58% (2013: -3.92% to -4.87%) respectively taking into account management's estimate with reference to research report published by financial institution (Note 2)</p> <p>The forecasted Platts Iron Ore price ranging from USD76/DMT to USD89/DMT (2013: from USD80/DMT to USD108/DMT) taking into account management's estimate with reference to research report published by financial institution (Note 3)</p> <p>The forecasted marketing commission saving is taking into account management's estimate with reference to 3.25% (2013: 3.25%) on Platts iron ore IODEX 62% Fe CFR North China Price (Note 4)</p> <p>The forecasted annual production of the mines and the lives of the mines taking into account management's estimate with reference to the suppliers' expected annual production and ore mine reserve stated in suppliers' mineral resources and ore reserves statement as at 30 June 2014 less the actual purchase of iron ore by the Group from 1 July 2014 to 31 December 2014 (2013: ore reserve statement as at 30 June 2013 less the actual purchase from 1 July 2013 to 31 December 2013) (Note 5)</p> <p>Discount rate of 17.86% (2013: 17.00%) is determined by expected rate of return of the commodity forward contracts by using a Capital Asset Pricing Model and adjusted by the specific risk premium (Note 6)</p>

NOTES TO THE CONSOLIDATED FINANCIAL STATEMENTS

For the year ended 31 December 2014

40. FINANCIAL INSTRUMENTS (continued)

40c. Fair value measurements of financial instruments (continued)

(i) Fair value of the Group's financial assets and financial liabilities that are measured at fair value on a recurring basis (continued)

Financial assets/ financial liabilities	Valuation technique(s) and key input(s)	Significant unobservable inputs
4) As at 31 December 2014, unlisted equity securities classified as equity investments designated as at FVTOCI at level 3 category of HK\$133,902,000 (31 December 2013: HK\$189,190,000)	Market approach by applying market multiples such as the ratio of market capital to net book value from comparable companies and adjusted by discount on lack of marketability	The ratio of market capital to net book value of 1.56X (2013: 1.59X) is determined by the median of comparable companies as at the valuation date (Note 7) Discount for lack of marketability taking into account the external valuer's estimate on the length of time and effort required by the management to dispose of the equity interest which is determined as 20% (2013: 20%) (Note 8)

Note 1: An increase in the spread between capesize vessel freight rate and panamax vessel freight rate for Australia/China used in isolation would result in an increase in the fair value measurement of the commodity forward contracts, and vice versa. A 10% increase/decrease in the spread between capesize vessel freight rate and panamax vessel freight rate for Australia/China holding all other variables constant would increase/decrease the carrying amount of the commodity forward contracts by HK\$17,250,000 (2013: HK\$42,994,000).

Note 2: An increase in the average growth rate of the spread between capesize vessel freight rate and panamax vessel freight rate for Australia/China used in isolation would result in a decrease (2013: an increase) in the fair value measurement of the commodity forward contracts, and vice versa. A 10% increase/decrease in the average growth rate of the spread between capesize vessel freight rate and panamax vessel freight rate for Australia/China holding all other variables constant would decrease/increase the carrying amount of the commodity forward contracts by HK\$3,634,000 (2013: increase/decrease by HK\$1,046,000).

Note 3: An increase in the Platts iron ore price used in isolation would result in an increase in the fair value measurement of the commodity forward contracts, and vice versa. A 10% increase/decrease in the Platts iron ore price holding all other variables constant would increase/decrease the carrying amount of the commodity forward contracts by HK\$17,649,000 (2013: HK\$27,462,000).

NOTES TO THE CONSOLIDATED FINANCIAL STATEMENTS

For the year ended 31 December 2014

40. FINANCIAL INSTRUMENTS (continued)

40c. Fair value measurements of financial instruments (continued)

(i) Fair value of the Group's financial assets and financial liabilities that are measured at fair value on a recurring basis (continued)

- Note 4: An increase in the market commission saving used in isolation would result in an increase in the fair value measurement of the commodity forward contracts, and vice versa. A 10% increase/decrease in the market commission saving holding all other variables constant would increase/decrease the carrying amount of the commodity forward contracts by HK\$16,393,000 (2013: HK\$24,377,000).
- Note 5: An increase in the forecasted annual production of the mines used in isolation would result in an increase in the fair value measurement of the commodity forward contracts, and vice versa. A 10% increase/decrease in the forecasted annual production of the mines holding all other variables constant would increase/decrease the carrying amount of the commodity forward contracts by HK\$22,952,000 (2013: HK\$31,443,000).
- Note 6: An increase in the discount rate to the valuation model used in isolation would result in a decrease in the fair value measurement of the commodity forward contracts, and vice versa. A 10% increase/decrease in the discount rate to the valuation model holding all other variables constant would decrease/increase the carrying amount of the commodity forward contracts by HK\$37,145,000 (2013: HK\$25,400,000).
- Note 7: An increase in the median ratio of market capital to net book value of comparable companies used in isolation would result in an increase in the fair value measurement of the unlisted equity securities, and vice versa. A 10% increase/decrease in the median ratio of market capital to net book value of comparable companies holding all other variables constant would increase/decrease the carrying amount of the unlisted equity securities by HK\$13,390,000 (2013: HK\$18,919,000).
- Note 8: An increase in the discount for the lack of marketability to the valuation model used in isolation would result in a decrease in the fair value measurement of the unlisted equity securities, and vice versa. A 10% increase/decrease in the discount for the lack of marketability to the valuation model holding all other variables constant would decrease/increase the carrying amount of the unlisted equity securities by HK\$3,348,000 (2013: HK\$4,730,000).

NOTES TO THE CONSOLIDATED FINANCIAL STATEMENTS

For the year ended 31 December 2014

40. FINANCIAL INSTRUMENTS (continued)

40c. Fair value measurements of financial instruments (continued)

- (i) *Fair value of the Group's financial assets and financial liabilities that are measured at fair value on a recurring basis (continued)*

Fair value hierarchy as at 31 December 2014

THE GROUP

	Level 1 HK\$'000	Level 2 HK\$'000	Level 3 HK\$'000	Total HK\$'000
Financial assets at FVTPL				
Derivative financial assets	–	–	532,715	532,715
Financial assets at FVTOCI				
Listed equity securities	2,310	–	–	2,310
Unlisted equity securities	–	–	133,902	133,902
Total	2,310	–	666,617	668,927
Financial liabilities at FVTPL				
Derivative financial liabilities	–	–	–	–

THE COMPANY

	Level 1 HK\$'000	Level 2 HK\$'000	Level 3 HK\$'000	Total HK\$'000
Financial assets at FVTPL				
Derivative financial assets	–	–	532,715	532,715
Financial liabilities at FVTPL				
Derivative financial liabilities	–	–	–	–

NOTES TO THE CONSOLIDATED FINANCIAL STATEMENTS

For the year ended 31 December 2014

40. FINANCIAL INSTRUMENTS (continued)

40c. Fair value measurements of financial instruments (continued)

- (i) *Fair value of the Group's financial assets and financial liabilities that are measured at fair value on a recurring basis (continued)*

Fair value hierarchy as at 31 December 2013

THE GROUP

	Level 1 HK\$'000	Level 2 HK\$'000	Level 3 HK\$'000	Total HK\$'000
Financial assets at FVTPL				
Derivative financial assets	–	–	673,883	673,883
Financial assets at FVTOCI				
Listed equity securities	9,681	–	–	9,681
Unlisted equity securities	–	–	189,190	189,190
Total	9,681	–	863,073	872,754
Financial liabilities at FVTPL				
Derivative financial liabilities	–	1,660	–	1,660

THE COMPANY

	Level 1 HK\$'000	Level 2 HK\$'000	Level 3 HK\$'000	Total HK\$'000
Financial assets at FVTPL				
Derivative financial assets	–	–	673,883	673,883
Financial liabilities at FVTPL				
Derivative financial liabilities	–	1,660	–	1,660

There were no transfers between Level 1 and 2 during the years ended 31 December 2014 and 2013.

NOTES TO THE CONSOLIDATED FINANCIAL STATEMENTS

For the year ended 31 December 2014

40. FINANCIAL INSTRUMENTS (continued)

40c. Fair value measurements of financial instruments (continued)

(ii) Reconciliation of Level 3 fair value measurements of financial assets

	Unlisted equity securities HK\$'000	Commodity forward contracts HK\$'000
At 1 January 2013	176,471	834,116
Total gains or losses:		
– to profit or loss	–	92,997
– to other comprehensive income	7,709	–
Exchange difference	5,010	–
Fair value of commodity forward contracts upon delivery	–	(253,230)
At 31 December 2013 and 1 January 2014	189,190	673,883
Total gains or losses:		
– to profit or loss	–	(24,603)
– to other comprehensive income	(51,076)	–
Exchange difference	(4,212)	–
Fair value of commodity forward contracts upon delivery	–	(116,565)
At 31 December 2014	133,902	532,715

Of the total gains or losses for the year included in profit or loss, fair value losses of approximately HK\$24,603,000 relates to commodity forward contracts held at the end of the current year. Fair value losses on commodity forward contracts are included in “change in fair value of derivative financial instruments” in the consolidated statement of profit or loss and other comprehensive income.

Included in other comprehensive income is an amount of HK\$51,076,000 fair value loss (2013: HK\$7,709,000 fair value gain) and HK\$4,212,000 exchange loss (2013: exchange gain HK\$5,010,000) related to unlisted equity instruments designated as at FVTOCI held at the end of the reporting period and are reported as changes of security investment reserve and exchange reserve respectively.

(iii) Fair value of financial assets and financial liabilities that are not measured at fair value on a recurring basis (but fair value disclosures are required)

The Directors consider that the carrying amounts of other financial assets and financial liabilities recorded at amortised cost in the consolidated financial statements approximate their fair values.

NOTES TO THE CONSOLIDATED FINANCIAL STATEMENTS

For the year ended 31 December 2014

40. FINANCIAL INSTRUMENTS (continued)

40d. Financial assets and financial liabilities subject to offsetting, enforceable master netting arrangements and similar agreements

The Group has no such financial assets or financial liabilities outstanding in the consolidated statement of financial position which are under master netting agreements. No material impact on the amounts reported in the Group's consolidated financial statements and respective disclosures relating to the Group's master netting agreements as no such contracts outstanding.

41. DISPOSAL OF SUBSIDIARIES

On 3 June 2014, the Group entered into a sale and purchase agreement with an independent third party (the "Acquirer") to dispose of its entire interest in Keylevel Investments Limited ("Keylevel") and its wholly owned subsidiary, 深圳市首康國際貿易有限公司 ("Shoukang"), to the Acquirer at a total cash consideration of RMB53,010,000 (equivalent to approximately HK\$66,077,000) less transaction costs of approximately HK\$65,000. Keylevel acted as investment holding company and Shoukang was one of the Group's subsidiary carried out commodity trading operations. Subsequent to the disposal, the Group continues to carry out commodity trading operations through other subsidiaries. The disposal was completed on 13 June 2014, when the Group lost control of Keylevel and Shoukang.

The results of Keylevel and Shoukang for the current and preceding periods were as follows:

	1 January 2014 to 30 June 2014 HK\$'000	1 January 2013 to 31 December 2013 HK\$'000
Revenue	55,436	357,833
Cost of sales	(54,757)	(349,559)
Other income	2,278	1,469
Other gains and losses	–	(265)
Distribution and selling expenses	(160)	(1,061)
Administrative expenses	(2,853)	(3,238)
Finance costs	–	(259)
(Loss) profit before tax	(56)	4,920
Income tax credit (expense)	1	(1,173)
(Loss) profit for the period/year	(55)	3,747

NOTES TO THE CONSOLIDATED FINANCIAL STATEMENTS

For the year ended 31 December 2014

41. DISPOSAL OF SUBSIDIARIES (continued)

	HK\$'000
The net assets at the date of disposal were as follows:	
Property, plant and equipment	117
Amounts due from related companies	36
Prepayments, deposits and other receivables	968
Tax recoverable	188
Bank balances and cash	66,717
Amounts due to related companies	(358)
Other payables, provision and accrued liabilities	(1,651)
Net assets disposed of	66,017
Loss on disposal of subsidiaries:	
Consideration received	66,012
Net assets disposed of	(66,017)
Loss on disposal	(5)
Consideration satisfied by:	
Cash	66,012
Net cash outflow arising on disposal:	
Cash consideration received	66,012
Less: Bank balances and cash disposed of	(66,717)
	(705)

An amount of statutory reserve fund of approximately HK\$1,424,000 which represented the appropriation from the profit after tax under the applicable laws and regulations in the PRC and an amount of cumulative translation reserve of approximately HK\$5,329,000 were transferred directly to accumulated losses upon disposal of Shoukang in the current year.

42. MAJOR NON-CASH TRANSACTIONS

During the current year, advances drawn on bills receivables of HK\$146,418,000 (2013: HK\$367,453,000) are settled by the bills receivables discounted with banks.

NOTES TO THE CONSOLIDATED FINANCIAL STATEMENTS

For the year ended 31 December 2014

43. OPERATING LEASE ARRANGEMENTS

The Group as lessee

	THE GROUP	
	2014	2013
	HK\$'000	HK\$'000
Minimum lease payments paid under operating leases during the year are as follows:		
Land and buildings	3,821	4,193
	3,821	4,193

At the end of the reporting period, the Group had commitments for future minimum lease payments under non-cancellable operating leases which fall due as follows:

	Land and buildings	
	2014	2013
	HK\$'000	HK\$'000
Within one year	3,730	3,941
In the second to fifth years inclusive	–	3,862
	3,730	7,803

The Group leases certain of its office premises in Hong Kong and the PRC under operating lease arrangements. As at 31 December 2014, leases for properties are negotiated for one year.

The Company had no non-cancellable operating lease commitments at the end of the reporting period.

NOTES TO THE CONSOLIDATED FINANCIAL STATEMENTS

For the year ended 31 December 2014

43. OPERATING LEASE ARRANGEMENTS (continued)

The Group as lessor

	THE GROUP	
	2014	2013
	HK\$'000	HK\$'000
Minimum lease payments received under operating leases during the year are as follows:		
Investment properties, land and buildings	1,516	1,619
	1,516	1,619

At the end of the reporting period, the Group had contracted with tenants for the following future minimum lease payments:

	Investment properties, land and buildings	
	2014	2013
	HK\$'000	HK\$'000
Within one year	216	216
In the second to fifth years inclusive	625	4,181
	841	4,397

44. CAPITAL COMMITMENTS

	THE GROUP	
	2014	2013
	HK\$'000	HK\$'000
Capital expenditure contracted for but not provided in the consolidated financial statements in respect of acquisition of property, plant and equipment	118,225	223,364

The Company had no significant commitment at the end of the reporting period.

NOTES TO THE CONSOLIDATED FINANCIAL STATEMENTS

For the year ended 31 December 2014

45. RETIREMENT BENEFITS SCHEMES

The Group operates a Mandatory Provident Fund Scheme for all qualifying employees in Hong Kong. The assets of these schemes were held separately from those of the Group, in funds under the control of trustees. The cost charged to the profit or loss represented contributions payable to the funds by the Group at rates specified in the rules of the schemes.

In addition to the Mandatory Provident Fund Scheme for the Group's employees in Hong Kong, the Group is required to contribute to central pension schemes for certain Group's employees in the PRC based on applicable rates of monthly salary in accordance with government regulations. The only obligation of the Group with respect to the retirement benefit scheme is to make the specific contributions.

46. CONTINGENT LIABILITIES THE GROUP

As at 31 December 2014, the Group had certain trade disputes with other third parties in the PRC and certain bank accounts entitled by the Group have been frozen. As all disputes are now under legal proceedings, and the final outcome remains uncertain, the Directors are of the opinion that the outcome will not have any significant impact on the financial position of the Group.

THE COMPANY

As at 31 December 2014, the financial guarantee given to banks in respect of banking facilities available to subsidiaries of approximately HK\$1,325 million (2013: HK\$2,398 million), of which approximately HK\$88 million (2013: HK\$636 million) was utilised by subsidiaries. As at 31 December 2014, HK\$2,570,000 (2013: HK\$1,485,000) were recognised as other financial liabilities in the statement of financial position for such financial guarantee as disclosed in note 29.

47. PLEDGE OF ASSETS THE GROUP

As at 31 December 2014, the following items were used to secure banking facilities granted to the Group:

- (a) Pledged bank deposits amounting to HK\$121,623,000 (2013: HK\$308,293,000).
- (b) Pledge of the Group's prepaid lease rentals with net book value of approximately HK\$80,515,000 (2013: HK\$102,714,000).
- (c) Pledge of 1,326,500,000 shares (2013: 1,390,500,000 shares) of the Group's listed associate with the market value of approximately HK\$2,241,785,000 (2013: HK\$3,782,160,000).

THE COMPANY

- (a) Pledged bank deposits of approximately HK\$101,310,000 (2013: HK\$212,373,000).
- (b) Pledge of 1,326,500,000 shares (2013: 1,390,500,000 shares) of the Company's subsidiaries' listed associate with the market value of approximately HK\$2,241,785,000 (2013: HK\$3,782,160,000).

NOTES TO THE CONSOLIDATED FINANCIAL STATEMENTS

For the year ended 31 December 2014

48. RELATED PARTY DISCLOSURES

The Group is an associate of Shougang HK, which is a wholly-owned subsidiary of Shougang Corporation, a state-owned enterprise under the supervision of the Beijing State-owned Assets Supervision and Administration Commission. Accordingly, the Company and the Group are significantly influenced by Shougang Group. Shougang Group is part of a larger group of companies under the PRC government. Accordingly, the Group is government related entities in accordance with HKAS 24. The transactions and balances with Shougang Group and other PRC government related entities are disclosed in note 48(I) to 48(III).

(I) Transactions with Shougang Group

	Notes	2014 HK\$'000	2013 HK\$'000
THE GROUP			
Shougang Group			
Sales by the Group	(a)	1,628,276	1,609,855
Purchases by the Group	(b)	5,804,622	7,364,920
Interest charged to the Group	(c)	54,157	53,845
Associates			
Services provided by the Group	(d)	1,560	1,560
THE COMPANY			
Shougang Group			
Sales by the Company	(a)	2,412	1,644
Purchase by the Company	(b)	960	960
Associates			
Services provided by the Company	(d)	1,560	1,560

NOTES TO THE CONSOLIDATED FINANCIAL STATEMENTS

For the year ended 31 December 2014

48. RELATED PARTY DISCLOSURES (continued)

(I) Transactions with Shougang Group (continued)

Notes:

- (a) The Group provides raw materials, scrap materials, steel products, leasing and services to Shougang Corporation and/or its associates.
- (b) Shougang Corporation and/or its associates provide raw materials, materials, fuel, energy, equipment, spare parts, steel products, leasing and services to the Group.
- (c) The interest expenses were charged by the Shougang Group in respect of loans granted to the Group at interest rates ranging from 6.15% to 6.55% (2013: 6%) per annum.
- (d) The Group and the Company provide company secretarial and administrative services to its associates.

In addition, details of share options held by Directors as at 31 December 2014 were disclosed in note 37.

NOTES TO THE CONSOLIDATED FINANCIAL STATEMENTS

For the year ended 31 December 2014

48. RELATED PARTY DISCLOSURES (continued)

(II) Balances with Shougang Group

Details of deposits for acquisition of property, plant and equipment with the Shougang Group are set out in note 24.

Details of balances with the Group's related companies are set out in note 27.

Details of balances with the ultimate holding company of Shougang HK are set out in notes 28 and 34.

Shougang Corporation has provided corporate guarantees for certain bank loans granted to the Group for nil consideration. At 31 December 2014, the Group has bank loans guaranteed by Shougang Corporation amounting to approximately HK\$5,759,355,000 (2013: HK\$6,115,219,000).

(III) Transactions/balances with other PRC government controlled entities

In addition, the Group has entered into various transactions, including deposits placements, borrowings and other general banking facilities, with certain banks and financial institutions which are government-related entities in its ordinary course of business. In view of the nature of those banking transactions, the Directors are of the opinion that separate disclosure would not be meaningful.

(IV) Compensation of key management personnel

The remuneration of key management personnel, which represent the Directors during the year was as follows:

	THE GROUP	
	2014 HK\$'000	2013 HK\$'000
Short-term employee benefits	5,570	8,987
Post employment benefits	197	365
Share-based payments	626	1,498
	6,393	10,850

The remuneration of key management personnel is determined by the Remuneration Committee of the Board of Directors having regard to the market practice, competitive market position and individual performance.

NOTES TO THE CONSOLIDATED FINANCIAL STATEMENTS

For the year ended 31 December 2014

49. PARTICULARS OF PRINCIPAL SUBSIDIARIES AND ASSOCIATES

Details of the Company's principal subsidiaries at 31 December 2013 and 2014 are as follows:

Name of subsidiary	Place of incorporation or registration/ operations	Issued and fully paid share/ registered capital	Proportion of issued share/registered capital held by the Company				Principal activities
			Directly		Indirectly		
			2014	2013	2014	2013	
			%	%	%	%	
Central Pro Investments Limited	Samoa/Hong Kong	US\$1 Ordinary share	100	100	–	–	Investment holding
Cheer Source Limited	Samoa/Hong Kong	US\$1 Ordinary share	100	100	–	–	Investment holding
Equity Dragon Assets Limited	British Virgin Islands/ Hong Kong	US\$1 Ordinary share	–	–	100	100	Investment holding
Standnew Limited	British Virgin Islands/ Hong Kong	US\$100 Ordinary shares	–	–	100	100	Investment holding
Profit News Investments Limited	British Virgin Islands/ Hong Kong	US\$1 Ordinary share	–	–	100	100	Investment holding
Shougang Concord Steel Holdings Limited	British Virgin Islands/ Hong Kong	US\$1,000 Ordinary shares	100	100	–	–	Investment holding
Shougang Concord Steel Group Limited	Hong Kong	HK\$30,596,538 Ordinary shares	–	–	100	100	Investment holding
Shougang Concord Management Company Limited	Hong Kong	HK\$100,000 Ordinary shares	–	–	100	100	Provision of management services
Shougang Concord Steel (International) Company Limited	British Virgin Islands/ Hong Kong	US\$1,000 Ordinary shares	–	–	100	100	Investment holding
Shougang Concord Steel International Trading Co. Ltd.	British Virgin Islands/ Hong Kong	US\$1 Ordinary share	–	–	100	100	Trading of iron ore, coal, coke and steel products
Shougang Concord Shipping Holdings Limited	British Virgin Islands/ Hong Kong	US\$641,025 Ordinary shares	100	100	–	–	Investment holding

NOTES TO THE CONSOLIDATED FINANCIAL STATEMENTS

For the year ended 31 December 2014

49. PARTICULARS OF PRINCIPAL SUBSIDIARIES AND ASSOCIATES (continued)

Name of subsidiary	Place of incorporation or registration/ or operations	Issued and fully paid share/ registered capital	Proportion of issued share/registered capital held by the Company				Principal activities
			Directly		Indirectly		
			2014	2013	2014	2013	
			%	%	%	%	
Shougang Concord International Transport Limited	British Virgin Islands/ Hong Kong	US\$1 Ordinary share	–	–	100	100	Investment holding and chartering of vessels
Ryegar Limited	United Kingdom/ Hong Kong	£2 Ordinary shares	–	–	100	100	Chartering of vessels
Shougang Concord Shipping Services Limited	Hong Kong	HK\$2 Ordinary shares	–	–	100	100	Provision of management services
SCIT (Chartering) Limited	British Virgin Islands/ Hong Kong	US\$1 Ordinary share	–	–	100	100	Chartering of vessels
SCIT Services Limited	British Virgin Islands/ Hong Kong	US\$1 Ordinary share	–	–	100	100	Chartering of vessels
SCIT Trading Limited	Hong Kong	HK\$1 Ordinary share	–	–	100	100	Trading of iron ore
Centralink International Limited	British Virgin Islands/ Hong Kong	US\$2,000,000 Ordinary shares	–	–	70	70	Investment holding
舟山首和中轉儲運有限公司 Zhoushan Shouhe Centra-link Co., Ltd.	PRC	US\$5,000,000 Registered capital	#	#	#	#	Hiring of floating cranes
Fair Union Holdings Limited	Samoa/Hong Kong	US\$1 Ordinary share	100	100	–	–	Investment holding
Richson Limited	Samoa/Hong Kong	US\$1 Ordinary share	–	–	100	100	Investment holding
Casula Investments Limited	Samoa/Hong Kong	US\$1 Ordinary share	–	–	100	100	Investment holding
Firstlevel Holdings Limited	Samoa/Hong Kong	US\$1 Ordinary share	100	100	–	–	Investment holding

NOTES TO THE CONSOLIDATED FINANCIAL STATEMENTS

For the year ended 31 December 2014

49. PARTICULARS OF PRINCIPAL SUBSIDIARIES AND ASSOCIATES (continued)

Name of subsidiary	Place of incorporation or registration/ operations	Issued and fully paid share/ registered capital	Proportion of issued share/registered capital held by the Company				Principal activities
			Directly		Indirectly		
			2014	2013	2014	2013	
			%	%	%	%	
秦皇島首鋼板材有限公司 Qinhuangdao Shougang Plate Mill Co., Ltd. ^Δ	PRC	US\$86,000,000 Registered capital	–	–	100	100	Manufacture and sale of steel plates
秦皇島首秦金屬材料有限公司 Shouqin ^{ΔΔ}	PRC	RMB2,700,000,000 Registered capital	–	–	76	76	Manufacture and sale of steel and related products
Pointer Investments Limited	Samoa/Hong Kong	US\$1 Ordinary share	–	–	100	100	Investment holding
Shougang Concord Services Limited	Hong Kong	HK\$2 Ordinary shares	100	100	–	–	Provision of management services
Huge Ever Limited	Hong Kong	HK\$1 Ordinary share	–	–	100	100	Investment holding
Froxy Investments Limited	Hong Kong	HK\$1 Ordinary share	–	–	100	100	Investment holding
Host Sun Investments Limited	Hong Kong	HK\$1 Ordinary share	–	–	100	100	Investment holding
Shine Tone Group Limited	Hong Kong	HK\$100 Ordinary shares	–	–	100	100	Investment holding
Sky Choice International Limited	British Virgin Islands/ Hong Kong	US\$1 Ordinary share	100	100	–	–	Investment holding
Timefull Investments Limited	Samoa/Hong Kong	US\$1 Ordinary share	100	100	–	–	Investment holding
Excel Bond Investments Limited	British Virgin Islands/ Hong Kong	US\$1 Ordinary share	100	100	–	–	Investment holding
Fair Gain Investments Limited	British Virgin Islands/ Hong Kong	US\$1 Ordinary share	100	100	–	–	Investment holding

NOTES TO THE CONSOLIDATED FINANCIAL STATEMENTS

For the year ended 31 December 2014

49. PARTICULARS OF PRINCIPAL SUBSIDIARIES AND ASSOCIATES (continued)

Name of subsidiary	Place of incorporation or registration/ or operations	Issued and fully paid share/ registered capital	Proportion of issued share/registered capital held by the Company				Principal activities
			Directly		Indirectly		
			2014	2013	2014	2013	
			%	%	%	%	
Fine Power Group Limited	British Virgin Islands/ Hong Kong	US\$1 Ordinary share	100	100	–	–	Investment holding
Ultimate Capital Limited	Hong Kong	HK\$1 Ordinary share	–	–	100	100	Investment holding
秦皇島首秦鋼材加工配送有限公司 Qinhuangdao Shouqin Steels Machining & Delivery Co., Ltd. ^{ΔΔ}	PRC	RMB300,000,000 Registered capital	–	–	87.76	87.76	Value-added services on steel products
秦皇島首秦龍匯礦業有限公司 Qinhuangdao Shouqin Longhui Mining Co., Ltd. ("Shouqin Longhui") ^{ΔΔΔ}	PRC	RMB500,000,000 Registered capital	–	–	67.84	67.84	Mining, processing and sale of iron ore
深圳市首康國際貿易有限公司 ^Δ	PRC	USD6,000,000 Registered capital	–	–	–	100	Trading of iron ore, coal, coke, and steel products

Zhoushan Shouhe Centra-link Co., Ltd. ("Zhoushan") is a cooperative joint venture which was established in 1993 in the PRC for a period of 30 years. The entire registered capital of Zhoushan was contributed by Centralink International Limited ("Centralink"). Centralink is a non wholly-owned subsidiary of the Company. Centralink is entitled to 90% of the net profit generated by Zhoushan but bears all losses. Upon the expiry or early termination of the tenure, all residual assets will belong to Centralink.

Δ Foreign investment enterprise established in the PRC.

ΔΔ Sino-foreign equity joint venture established in the PRC.

ΔΔΔ Limited company established in the PRC.

* For identification purpose only

None of the subsidiaries had issued any debt securities at the end of the year.

NOTES TO THE CONSOLIDATED FINANCIAL STATEMENTS

For the year ended 31 December 2014

49. PARTICULARS OF PRINCIPAL SUBSIDIARIES AND ASSOCIATES (continued)

At the end of the reporting period, the Company has other subsidiaries that are not material to the Group. A majority of these subsidiaries operate in Hong Kong. The principal activities of these subsidiaries are summarised as follows:

Principal activities	Principal place of business	Number of subsidiaries	
		As at 31 December 2014	As at 31 December 2013
Investment holding	Hong Kong	7	7
Provision of logistic services	PRC	2	2
		9	9

Details of the Company's principal associates at 31 December 2013 and 2014 are as follows:

Name of entity	Form of business structure	Place of incorporation/ registration	Principal place of operation	Class of shares held	Proportion of nominal value of issued capital held by the Group		Proportion of voting power held		Principal activities
					2014	2013	2014	2013	
Shougang Century	Incorporated	Hong Kong	PRC	Ordinary	35.71%	35.71%	35.71%	35.71%	Manufacturing of steel cords and processing and trading of copper and brass products
秦皇島首秦嘉華建材有限公司 Qinhuangdao Shouqin K. Wah Construction Materials Company Limited	Incorporated	PRC	PRC	Registered capital	22.8%	22.8%	22.8%	22.8%	Production and sales of slag powder
Shougang Resources	Incorporated	Hong Kong	PRC	Ordinary	27.61%	27.61%	27.61%	27.61%	Coking coal mining, production and sale of coking coal products and side products

NOTES TO THE CONSOLIDATED FINANCIAL STATEMENTS

For the year ended 31 December 2014

49. PARTICULARS OF PRINCIPAL SUBSIDIARIES AND ASSOCIATES (continued)

Details of non-wholly owned subsidiaries that have material non-controlling interests

The table below shows details of non-wholly owned subsidiaries of the Group that have material non-controlling interests:

Name of subsidiary	Place of registration and principal place of business	Proportion of ownership interests and voting rights held by non-controlling interests		(Loss) profit allocated to non-controlling interests		Accumulated non-controlling interests	
		2014	2013	2014	2013	2014	2013
				HK\$'000	HK\$'000	HK\$'000	HK\$'000
Shouqin and its subsidiary	PRC	24%	24%	(323,499)	(421,827)	(475,598)	(145,064)
Shouqin Longhui	PRC	32.16%	32.16%	(72,636)	(127,622)	(169,463)	(107,323)
Individually immaterial subsidiaries with non-controlling interests				(1,529)	195	62,659	69,752
						(582,402)	(182,635)

Summarised financial information in respect of each of the Group's subsidiaries that has material non-controlling interests is set out below. The summarised financial information below represents amounts before intragroup eliminations.

NOTES TO THE CONSOLIDATED FINANCIAL STATEMENTS

For the year ended 31 December 2014

49. PARTICULARS OF PRINCIPAL SUBSIDIARIES AND ASSOCIATES (continued)

Shouqin and its subsidiary

	2014 HK\$'000	2013 HK\$'000
Current assets	5,705,653	5,449,158
Non-current assets	9,284,097	10,152,845
Current liabilities	(16,700,760)	(16,076,641)
Non-current liabilities	(270,650)	(129,795)
Deficit attributable to owners of the Company	(1,506,062)	(459,369)
Non-controlling interests	(475,598)	(145,064)

NOTES TO THE CONSOLIDATED FINANCIAL STATEMENTS

For the year ended 31 December 2014

49. PARTICULARS OF PRINCIPAL SUBSIDIARIES AND ASSOCIATES (continued)

Shouqin and its subsidiary (continued)

	2014 HK\$'000	2013 HK\$'000
Revenue	9,188,770	9,765,790
Expenses	(10,536,683)	(11,523,402)
Loss for the year	(1,347,913)	(1,757,612)
Loss attributable to owners of the Company	(1,024,414)	(1,335,785)
Loss attributable to the non-controlling interests	(323,499)	(421,827)
Loss for the year	(1,347,913)	(1,757,612)
Other comprehensive (expense) income attributable to owners of the Company	(22,276)	11,603
Other comprehensive (expense) income attributable to the non-controlling interests	(7,035)	3,664
Other comprehensive (expense) income for the year	(29,311)	15,267
Total comprehensive expense attributable to owners of the Company	(1,046,690)	(1,324,182)
Total comprehensive expense attributable to the non-controlling interests	(330,534)	(418,163)
Total comprehensive expense for the year	(1,377,224)	(1,742,345)
Dividends paid to non-controlling interests	–	–
Net cash inflow from operating activities	683,557	884,995
Net cash outflow from investing activities	(289,573)	(677,030)
Net cash outflow from financing activities	(407,028)	(497,305)
Net cash outflow	(13,044)	(289,340)

NOTES TO THE CONSOLIDATED FINANCIAL STATEMENTS

For the year ended 31 December 2014

49. PARTICULARS OF PRINCIPAL SUBSIDIARIES AND ASSOCIATES (continued)

Shouqin Longhui

	2014 HK\$'000	2013 HK\$'000
Current assets	600,715	676,864
Non-current assets	1,310,443	1,415,749
Current liabilities	(2,438,101)	(2,426,327)
Non-current liabilities	–	–
Deficit attributable to owners of the Company	(357,480)	(226,391)
Non-controlling interests	(169,463)	(107,323)

NOTES TO THE CONSOLIDATED FINANCIAL STATEMENTS

For the year ended 31 December 2014

49. PARTICULARS OF PRINCIPAL SUBSIDIARIES AND ASSOCIATES (continued)

Shouqin Longhui (continued)

	2014 HK\$'000	2013 HK\$'000
Revenue	1,433,030	641,578
Expenses	(1,658,887)	(1,038,412)
Loss for the year	(225,857)	(396,834)
Loss attributable to owners of the Company	(153,221)	(269,212)
Loss attributable to the non-controlling interests	(72,636)	(127,622)
Loss for the year	(225,857)	(396,834)
Other comprehensive income (expense) attributable to owners of the Company	10,905	(8,976)
Other comprehensive income (expense) attributable to the non-controlling interests	5,169	(4,255)
Other comprehensive income (expense) for the year	16,074	(13,231)
Total comprehensive expense attributable to owners of the Company	(142,316)	(278,188)
Total comprehensive expense attributable to the non-controlling interests	(67,467)	(131,877)
Total comprehensive expense for the year	(209,783)	(410,065)
Dividends paid to non-controlling interests	–	–
Net cash inflow from operating activities	209,381	175,523
Net cash inflow from investing activities	88,987	65,232
Net cash outflow from financing activities	(313,398)	(280,669)
Net cash outflow	(15,030)	(39,914)

FIVE-YEAR FINANCIAL SUMMARY

RESULTS

	Year ended 31 December				
	2010	2011	2012	2013	2014
	HK\$'000	HK\$'000	HK\$'000	HK\$'000	HK\$'000
Turnover	15,850,276	21,342,643	16,292,252	15,266,361	12,756,187
(Loss) profit attributable to owners of the Company	499,576	152,252	(1,947,206)	(1,395,502)	(1,640,708)

ASSETS AND LIABILITIES

	At 31 December				
	2010	2011	2012	2013	2014
	HK\$'000	HK\$'000	HK\$'000	HK\$'000	HK\$'000
Total assets	29,628,590	33,560,886	29,386,120	28,568,892	25,887,668
Total liabilities	(18,931,329)	(22,445,599)	(20,923,316)	(21,949,741)	(21,644,268)
	10,697,261	11,115,287	8,462,804	6,619,151	4,243,400
Equity attributable to owners of the Company	9,567,094	10,148,381	8,093,220	6,801,786	4,825,802
Non-controlling interests	1,130,167	966,906	369,584	(182,635)	(582,402)
	10,697,261	11,115,287	8,462,804	6,619,151	4,243,400

SUMMARY OF INVESTMENT PROPERTIES

Particulars of major investment properties held by the Group as at 31 December 2014 are as follows:

Property	Use	Group interest	Category of the lease
No. 158 Jianguo Lu, Qinhuangdao City, Hebei Province, PRC	Commercial	100%	Medium-term lease
No. 27 Zhujiang Dao, Zhong Duan, Kai Fa District, Qinhuangdao City, Hebei Province, PRC	Commercial	100%	Medium-term lease
No. 23-2-4, Xianfuli Community, Xian Feng Road, Hai Gang District, Qinhuangdao City, Hebei Province, PRC	Residential	100%	Medium-term lease
No. 15-1-11, Hongguangbeili Community, Jian She Road, Hai Gang District, Qinhuangdao City, Hebei Province, PRC	Residential	100%	Medium-term lease
No. 14-3-8, Hongguangbeili Community, Jian She Road, Hai Gang District, Qinhuangdao City, Hebei Province, PRC	Residential	100%	Medium-term lease
Flat A2 on 8th Floor, Pearl City Mansion, Nos. 22-36 Paterson Street, Causeway Bay, Hong Kong	Residential	100%	Long-term lease