

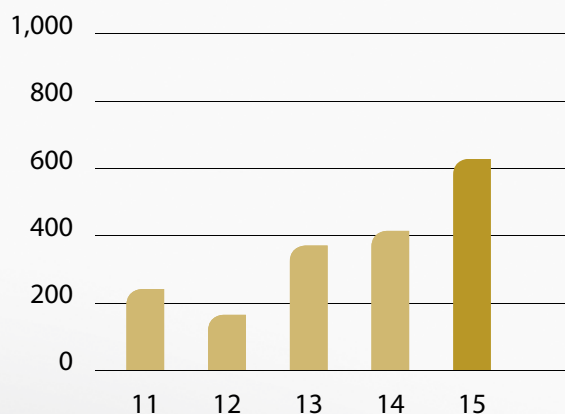
FINANCIAL AND OPERATIONAL HIGHLIGHTS

For the Year Ended 31 December 2015

	Unit	2015	2014	Increase/ (decrease)
Financial Highlights				
Revenue:	HK\$ million	7,779.9	7,556.6	3%
– Fare revenue	HK\$ million	7,322.3	7,059.6	4%
– Media sales revenue	HK\$ million	418.7	464.5	(10%)
– Gross rentals from investment properties	HK\$ million	38.9	32.5	20%
Profit before taxation	HK\$ million	747.0	508.0	47%
Profit attributable to equity shareholders of the Company	HK\$ million	628.7	415.1	51%
Earnings per share	HK\$	1.56	1.03	51%
Ordinary dividends per share	HK\$	1.20	0.90	33%
Total equity attributable to equity shareholders of the Company	HK\$ million	7,207.7	7,197.1	–
Total assets	HK\$ million	11,069.8	10,202.3	9%
Net cash	HK\$ million	1,665.5	2,158.9	(23%)
Net finance income	HK\$ million	45.5	64.9	(30%)
Cash generated from operations	HK\$ million	1,688.3	1,195.3	41%
Key Financial Ratios				
Profit margin		8.1%	5.5%	47%
EBIT margin		9.7%	6.8%	43%
EBITDA margin		20.5%	17.2%	19%
Return on equity attributable to equity shareholders of the Company		8.7%	5.8%	50%
Gearing ratio		Net Cash	Net Cash	N/A
(ratio of net borrowings to total equity attributable to equity shareholders of the Company)				
Total borrowings/EBITDA		0.66	0.42	57%
Current ratio		1.60	2.70	(41%)
Dividend cover	Times	1.30	1.14	14%
(ratio of profit attributable to equity shareholders of the Company to total dividends paid and proposed for the year)				
Share price per share at year-end	HK\$	20.65	16.42	26%
Market capitalisation at year-end	HK\$ million	8,335.2	6,627.8	26%
Operational Highlights				
Hong Kong				
Franchised Public Bus Operations:				
Average number of passenger trips per day	Million trips	2.76	2.71	2%
Number of licensed buses at year-end		4,079	4,034	1%
Number of staff at year-end		12,721	12,656	1%
Average number of staff per licensed bus at year-end		3.12	3.14	(1%)
Non-franchised Transport Operations:				
Number of licensed buses at year-end		401	401	–
Number of staff at year-end		627	621	1%
China Mainland				
China Mainland Transport Operations:				
Number of licensed buses at year-end		5,187	5,399	(4%)
Number of taxis and vehicles for rental at year-end		6,161	5,409	14%

Profit attributable to equity shareholders of the Company

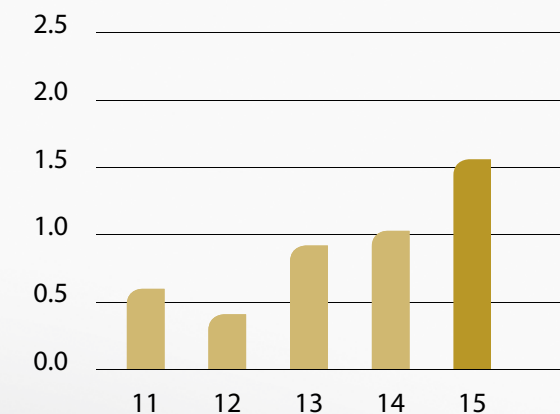
HK\$ million



Profit attributable to equity shareholders for 2015 was HK\$628.7 million

Earnings per share

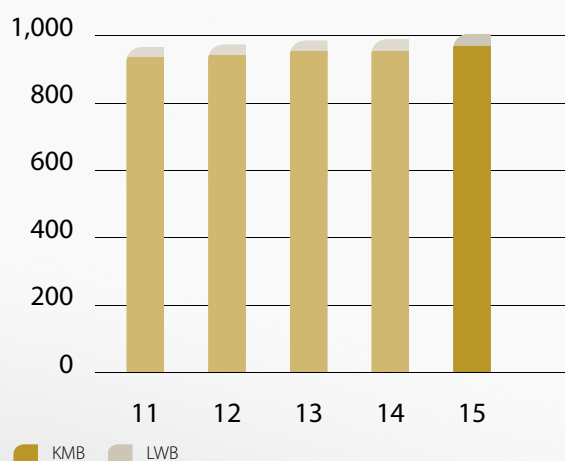
HK\$



Earnings per share for 2015 was HK\$1.56

Number of passenger trips (Franchised public bus operations)

Million trips

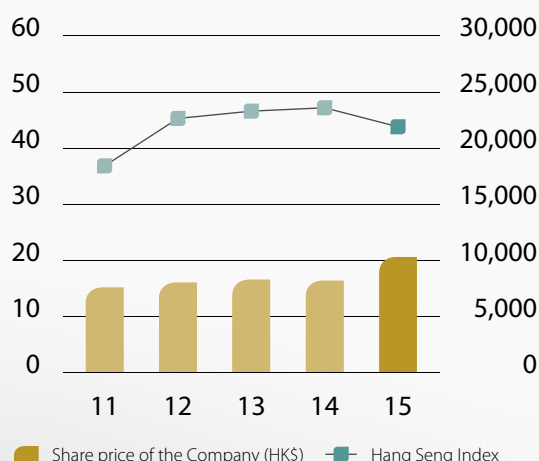


Number of passenger trips in 2015 was 1,005.9 million, up from 990.0 million in 2014

Share price of the Company and Hang Seng Index at year-end

HK\$

Hang Seng Index



The closing share price of the Company at 2015 year-end was HK\$20.65 per share, up 26% compared with that of 2014 year-end